

City of Ramsey
Agenda
City Council Work Session
Tuesday, November 9, 2021

5:30 pm
Lake Itasca Room, 7550 Sunwood Drive NW

Remote Attendance available at www.cityoframsey.com/meetings. To maximize social distancing due to the COVID-19 Pandemic, those that can join remotely are encouraged to do so. Those joining remotely and requesting to speak are asked to use a webcam when speaking.

- 1. Call to Order**

- 2. Topics for Discussion**
 1. Discussion Regarding Union Contract Negotiations for AFSCME and LELS-Patrol (Portions Closed to the Public)
 2. Discussion Regarding a Personnel Matter (Portions Closed to the Public)
 3. Discuss the use of Holiday Event encumbered funds
 4. Special Assessment/Franchise Fee Rebate Alternatives
 5. Discussion and update of 2022 Budget/Levy
 6. Review of 2022-2031 Capital Improvement Plan (CIP)
 7. Discuss November 16 Joint Meeting Agenda

- 3. Topics for Future Discussion**
 1. Review Future Topics/Calendar

- 4. Mayor/Council/Staff Input**

- 5. Adjournment***

***Note: the City Council may motion to recess this Work Session meeting and reconvene after the regular City Council meeting if items on the agenda are not completed.**

Meeting Date: 11/09/2021

Information

Title:

Discussion Regarding Union Contract Negotiations for AFSCME and LELS-Patrol (Portions Closed to the Public)

Purpose/Background:

The purpose of this discussion is to provide the City Council with an update on the status of negotiations and to receive feedback from the City Council in order to continue negotiations with each group.

Per Minnesota Statutes 13D.03, which states: "The governing body of a public employer may by a majority vote in a public meeting decide to hold a closed meeting to consider strategy for labor negotiations, including negotiation strategies or developments or discussion and review of labor negotiation proposals, conducted pursuant to sections [179A.01](#) to [179A.25](#)" staff is requesting that the City Council go into closed session to discuss the City's labor negotiations strategy.

At the time of the work session, City staff will provide the City Council with detailed information regarding the status of both the AFSCME union and the Patrol union. In summary, staff has reached a tentative agreement on all open items pertaining to AFSCME. The LELS-Patrol union rejected the City's final offer and has filed for mediation.

Timeframe:

Up to 15 minutes.

Funding Source:

Not applicable at this time.

Responsible Party(ies):

Colleen Lasher, Administrative Services Director

Outcome:

For the City Council to provide staff with direction regarding how to proceed with the next contract negotiations.

Attachments

Statute

Form Review

Inbox

Kurt Ulrich

Form Started By: Colleen Lasher

Final Approval Date: 11/04/2021

Reviewed By

Kurt Ulrich

Date

11/04/2021 04:11 PM

Started On: 11/04/2021 11:57 AM

13D.03 CLOSED MEETINGS FOR LABOR NEGOTIATIONS STRATEGY.

Subdivision 1. **Procedure.** (a) Section 13D.01, subdivisions 1, 2, 4, 5, and section 13D.02 do not apply to a meeting held pursuant to the procedure in this section.

(b) The governing body of a public employer may by a majority vote in a public meeting decide to hold a closed meeting to consider strategy for labor negotiations, including negotiation strategies or developments or discussion and review of labor negotiation proposals, conducted pursuant to sections 179A.01 to 179A.25.

(c) The time of commencement and place of the closed meeting shall be announced at the public meeting.

(d) A written roll of members and all other persons present at the closed meeting shall be made available to the public after the closed meeting.

Subd. 2. **Meeting must be recorded.** (a) The proceedings of a closed meeting to discuss negotiation strategies shall be tape-recorded at the expense of the governing body.

(b) The recording shall be preserved for two years after the contract is signed and shall be made available to the public after all labor contracts are signed by the governing body for the current budget period.

Subd. 3. **If violation claimed.** (a) If an action is brought claiming that public business other than discussions of labor negotiation strategies or developments or discussion and review of labor negotiation proposals was transacted at a closed meeting held pursuant to this section during the time when the tape is not available to the public, the court shall review the recording of the meeting in camera.

(b) If the court finds that this section was not violated, the action shall be dismissed and the recording shall be sealed and preserved in the records of the court until otherwise made available to the public pursuant to this section.

(c) If the court finds that this section was violated, the recording may be introduced at trial in its entirety subject to any protective orders as requested by either party and deemed appropriate by the court.

History: 1957 c 773 s 1; 1967 c 462 s 1; 1973 c 123 art 5 s 7; 1973 c 654 s 15; 1973 c 680 s 1,3; 1975 c 271 s 6; 1981 c 174 s 1; 1983 c 137 s 1; 1983 c 274 s 18; 1984 c 462 s 27; 1987 c 313 s 1; 1990 c 550 s 2,3; 1991 c 292 art 8 s 12; 1991 c 319 s 22; 1994 c 618 art 1 s 39; 1997 c 154 s 2

Meeting Date: 11/09/2021

Information

Title:

Discussion Regarding a Personnel Matter (Portions Closed to the Public)

Purpose/Background:

The purpose of this discussion is to provide the City Council with an update regarding a personnel matter.

Per Minnesota Statutes 13D.05, Sub. 2 (3) staff is requesting that the City Council go into closed session to discuss this matter. At the time of the work session, City staff will provide the City Council with detailed information regarding the personnel matter.

Timeframe:

Up to 5 minutes.

Funding Source:

Not applicable at this time.

Responsible Party(ies):

Colleen Lasher, Administrative Services Director

Outcome:

Based on discussion.

Attachments

Statute 13D.05

Form Review

Inbox

Kurt Ulrich

Form Started By: Colleen Lasher

Final Approval Date: 11/04/2021

Reviewed By

Kurt Ulrich

Date

11/04/2021 04:41 PM

Started On: 11/04/2021 12:12 PM

13D.05 MEETINGS HAVING DATA CLASSIFIED AS NOT PUBLIC.

Subdivision 1. **General principles.** (a) Except as provided in this chapter, meetings may not be closed to discuss data that are not public data.

(b) Data that are not public data may be discussed at a meeting subject to this chapter without liability or penalty, if the disclosure relates to a matter within the scope of the public body's authority and is reasonably necessary to conduct the business or agenda item before the public body.

(c) Data discussed at an open meeting retain the data's original classification; however, a record of the meeting, regardless of form, shall be public.

(d) All closed meetings, except those closed as permitted by the attorney-client privilege, must be electronically recorded at the expense of the public body. Unless otherwise provided by law, the recordings must be preserved for at least three years after the date of the meeting.

Subd. 2. **When meeting must be closed.** (a) Any portion of a meeting must be closed if expressly required by other law or if the following types of data are discussed:

(1) data that would identify alleged victims or reporters of criminal sexual conduct, domestic abuse, or maltreatment of minors or vulnerable adults;

(2) active investigative data as defined in section 13.82, subdivision 7, or internal affairs data relating to allegations of law enforcement personnel misconduct collected or created by a state agency, statewide system, or political subdivision;

(3) educational data, health data, medical data, welfare data, or mental health data that are not public data under section 13.32, 13.3805, subdivision 1, 13.384, or 13.46, subdivision 2 or 7; or

(4) an individual's medical records governed by sections 144.291 to 144.298.

(b) A public body shall close one or more meetings for preliminary consideration of allegations or charges against an individual subject to its authority. If the members conclude that discipline of any nature may be warranted as a result of those specific charges or allegations, further meetings or hearings relating to those specific charges or allegations held after that conclusion is reached must be open. A meeting must also be open at the request of the individual who is the subject of the meeting.

Subd. 3. **What meetings may be closed.** (a) A public body may close a meeting to evaluate the performance of an individual who is subject to its authority. The public body shall identify the individual to be evaluated prior to closing a meeting. At its next open meeting, the public body shall summarize its conclusions regarding the evaluation. A meeting must be open at the request of the individual who is the subject of the meeting.

(b) Meetings may be closed if the closure is expressly authorized by statute or permitted by the attorney-client privilege.

(c) A public body may close a meeting:

(1) to determine the asking price for real or personal property to be sold by the government entity;

(2) to review confidential or protected nonpublic appraisal data under section 13.44, subdivision 3; and

(3) to develop or consider offers or counteroffers for the purchase or sale of real or personal property.

Before holding a closed meeting under this paragraph, the public body must identify on the record the particular real or personal property that is the subject of the closed meeting. The proceedings of a meeting closed under this paragraph must be tape recorded at the expense of the public body. The recording must be preserved for eight years after the date of the meeting and made available to the public after all real or personal property discussed at the meeting has been purchased or sold or the governing body has abandoned the purchase or sale. The real or personal property that is the subject of the closed meeting must be specifically identified on the tape. A list of members and all other persons present at the closed meeting must be made available to the public after the closed meeting. If an action is brought claiming that public business other than discussions allowed under this paragraph was transacted at a closed meeting held under this paragraph during the time when the tape is not available to the public, section 13D.03, subdivision 3, applies.

An agreement reached that is based on an offer considered at a closed meeting is contingent on approval of the public body at an open meeting. The actual purchase or sale must be approved at an open meeting after the notice period required by statute or the governing body's internal procedures, and the purchase price or sale price is public data.

(d) Meetings may be closed to receive security briefings and reports, to discuss issues related to security systems, to discuss emergency response procedures and to discuss security deficiencies in or recommendations regarding public services, infrastructure and facilities, if disclosure of the information discussed would pose a danger to public safety or compromise security procedures or responses. Financial issues related to security matters must be discussed and all related financial decisions must be made at an open meeting. Before closing a meeting under this paragraph, the public body, in describing the subject to be discussed, must refer to the facilities, systems, procedures, services, or infrastructures to be considered during the closed meeting. A closed meeting must be tape recorded at the expense of the governing body, and the recording must be preserved for at least four years.

History: 1957 c 773 s 1; 1967 c 462 s 1; 1973 c 123 art 5 s 7; 1973 c 654 s 15; 1973 c 680 s 1,3; 1975 c 271 s 6; 1981 c 174 s 1; 1983 c 137 s 1; 1983 c 274 s 18; 1984 c 462 s 27; 1987 c 313 s 1; 1990 c 550 s 2,3; 1991 c 292 art 8 s 12; 1991 c 319 s 22; 1994 c 618 art 1 s 39; 1997 c 154 s 2; 1999 c 227 s 22; 2002 c 379 art 1 s 5; 2004 c 276 s 1; 2004 c 290 s 18; 2007 c 110 s 2; 2007 c 147 art 10 s 15; 2008 c 335 s 1; 2010 c 365 art 1 s 8

Meeting Date: 11/09/2021

Information

Title:

Discuss the use of Holiday Event encumbered funds

Purpose/Background:

The purpose of this case is to discuss the use of funds budgeted for the 2020 Employee Appreciation Holiday Event (that would have been used in January 2021) for the 2021 Employee Appreciation Holiday Event. City staff would like to inquire about encumbering these funds for the use of the 2021 Employee Appreciation Holiday Event. The amount of \$2,750 is budgeted for this event in each fiscal year.

Staff would also like to discuss the potential of separating out the Boards & Commissions Appreciation Event from the Employee Holiday Event as was the previous practice. The reasoning for this is that staff generally prefers a less formal venue and buffet-style food option, whereas, the Boards & Commissions Event would be a more formal event held in April. Commission member terms typically expire on March 31, so the date in April allow recognition of outgoing Commission members as part of the program.

Timeframe:

Staff is hoping to have Council consensus so invitations can be issued by November 12.

Funding Source:

The funds needed for this action are included in the general fund budget.

Responsible Party(ies):

Communications & Events Coordinator Megan Thorstad

Outcome:

Staff is seeking feedback in terms of having two, separate events - one for employees and one for Boards & Commissions. And, is also looking for direction in terms of funding the Employee Appreciation Holiday Event and the Commissioner Appreciation events using the combined 2021 and 2022 funding allocations..

Attachments

Holiday Party Super Bowl

Form Review

Inbox	Reviewed By	Date
Colleen Lasher	Colleen Lasher	11/02/2021 04:55 PM
Kurt Ulrich	Kurt Ulrich	11/03/2021 02:58 PM
Form Started By: Megan Thorstad		Started On: 10/28/2021 09:41 AM
Final Approval Date: 11/03/2021		



City of Ramsey Holiday Party

Friday, January 14, 2022

EVENT CONTRACT

Event: City of Ramsey Holiday Party

Contact Name: Megan Thorstad

Account: Megan Thorstad

Phone: 763-433-9831

Sales Rep: Kaylee Hall

Email: mthorstad@cityoframsey.com

EVENT SUMMARY

Name	Time	Areas	Guests	Rental	Event F&B Min
Ramsey - Restaurant	3:00 pm - 11:00 pm	Bar			
City of Ramsey Holiday Party	4:30 pm - 11:00 pm	Super Bowl	125		
Rmasey - Bowling	7:00 pm - 10:00 pm	Lane 1, Lane 2, Lane 3, and Lane 4	40		

BOWLING

Qty.		Price	Discount	Discount Price	Total
40	Shoe Rental (per person)	\$4.50			\$180.00
3	Weekend Bowling: Fri - Sun (One Lane, Two Hours of Bowling)	\$56.00	\$16.00	\$40.00	\$120.00

ROOM RENTAL

Qty.		Price	Discount	Discount Price	Total
1	Non-Exclusive Pub 300 Rental (Flat Rate)	\$250.00	\$50.00	\$200.00 (flat)	\$200.00

FOOD

Qty.		Price	Total
1	Food & Beverage Minimum	\$1,500.00	\$1,500.00
	Taco Buffet	\$13.99	
	Ground Beef Taco Meat		
	Includes		

Corn Hard Taco Shell· Flour Tortillas· Corn Tortilla Chips· Shredded
 Lettuce· Diced Tomatoes· Diced Onions · Jalapenos· Black
 Olives· Shredded Cheddar-Jack Cheese · Salsa

Pizza & Wings Buffet \$16.99

Includes:
 Boneless Wings, sauce on the side
 Garlic Breadsticks

Choose any Three Pizzas
 Cheese · Pepperoni · Sausage · Veggie · Supreme · Meat Lovers

All American Buffet \$16.99

Includes:
 All Beef Hamburger
 Grilled Chicken Breast
 Buns · American Cheese · Lettuce · Tomatoes · Onions · Pickles ·
 Mayonnaise · Mustard · Ketchup

Choose Two Sides:
 Potato Salad · Kettle Chips · Baked Beans · Coleslaw

BILLING NOTES

* Lanes discounted to \$20 per lane per hour with GM approval

ESTIMATED BILLING

		Total
Food		\$1,500.00
Room Rental		\$200.00
Bowling		\$300.00
Subtotal		\$2,000.00
Service Charge	23.0%	\$460.00
State Sales Tax	7.125%	\$139.65
Grand Total		\$2,599.65
Deposit (Due 11/8/2021)	Unpaid	\$1,299.83
Amount Due		\$2,599.65



City of Ramsey Holiday Party

Friday, January 14, 2022

TERMS AND CONDITIONS

The following agreement governs your purchase of services ("event") between Triple Shift Entertainment, LLC ("we", "us"), the Triple Shift Entertainment Sales and Events Department ("Sales"), the facilities of Triple Shift Entertainment, LLC ("facility", "facilities"), and the client ("you", "your"). The client agrees to the following:

COVID-19

If unforeseen circumstances related to COVID-19 force our location to be closed on Friday, January 14, 2022, you will be given the option to cancel your event and receive a full refund of any previously collected funds or reschedule to a future date with no penalty. Events that are significantly impacted by government mandated capacity constraints will be given the option to cancel with full refund, reschedule for a future event date with no penalty, or adjust guest count to meet government mandates. Requests to reschedule will be promptly processed in the order received. Refunds may take up to 21 days to process.

Initial Event Details: The proposed Banquet Event Order ("BEO") serves as the detailed order of your event. The total dollar amount on the BEO represents the estimated event total. Upon execution of this agreement, this estimated event total becomes the minimum total spend that you agree to.

Initial Deposit: Upon execution of the agreement, a 50% deposit of the estimated event total, including tax and Service charge is due. If the initial deposit is not received within seven (7) days of receiving the signed agreement, we reserve the right to cancel the event and remove the event hold from the calendar.

Final Details: Fourteen (14) days prior to the event date, all final details are due. These changes may impact your estimated event total. Any changes made after this time are not guaranteed and may result in additional fees being assessed. Events that are booked less than fourteen (14) days prior to the event date will have forty-eight (48) hours post-execution of this agreement to advise on adjustments to anything in their BEO, while not decreasing the minimum total spend agreed upon in the BEO.

Balance Payment: The remaining balance of your event is represented by the estimated event total on the most recent BEO less any previously received deposits and/or payments. This amount is due three (3) business days prior to the event. If you purchase additional services and goods on the day of the event, you must leave a method of payment upon arrival for all additional amounts owed. "Running a tab" is not permitted. Alternative payment terms must be included in the signed portion of this agreement. In such cases when we agree to receive final payment post-

event, a final invoice will be sent to the main point of contact and is due upon receipt. After ten (10) days, this invoice is considered past due and the invoice will be subject to the lesser of (a) 20% monthly finance charges or (b) the maximum allowed under local law.

Cancellation: Upon signing this contract, you are unconditionally liable for 50% of the total fees and charges which shall constitute a nonrefundable and noncancelable obligation (“nonrefundable commitment”). You may cancel this contract and the event via a written notice of cancellation up to 30 days prior to the date of event at which time we will refund the total fees and charges previously delivered to us, less your nonrefundable commitment which is retained by us. After the date which is 30 days prior to the event date, there will be no refunds and obligations are noncancelable. Any deposit or previously delivered funds can be applied against such obligation, but you remain responsible for the full obligated sums. A written notice of cancellation must be provided to Sales prior to the scheduled event. Events cannot be rescheduled without our express prior written consent. Events cannot be cancelled or rescheduled due to inclement weather.

Terms and Conditions (“T&C”):

1. You are obligated to pay the total fees and charges referenced on the BEO. Such amount represents your minimum total spend for the event. Subject to availability and our approval, you may modify the type or amount of event services you have purchased with us up to 14 days prior to the event, provided you cannot reduce your minimum total spend. Events that are booked less than fourteen (14) days prior to the event date will have forty-eight (48) hours post-execution of this agreement to advise on adjustments to anything in their BEO, while not decreasing the minimum total spend agreed upon in the BEO.
2. If you are ordering our services online through our web portal, you agree to pay for the total amount of your purchase upfront in full by credit card at the time of submitting your order to us. If you are ordering our services other than through online means, you will deliver us a deposit in the amount specified above in this contract, payable by credit card, company check made payable to us or cash at the facility. If such deposit is not received with seven (7) days, we may cancel this contract with no further notice to you. The balance owed is due three (3) business days prior to the date of the event. Upon signing this contract, you are unconditionally liable for 50% of the total fees and charges which shall constitute a nonrefundable and noncancelable obligation (“nonrefundable commitment”). You may cancel this contract and the event up to 30 days prior to the date of event at which time we will refund the total fees and charges previously delivered to us, less your nonrefundable commitment which is retained by us. After the date which is 30 days prior to the event date, there will be no refunds and obligations are noncancelable. Any deposit or previously delivered funds can be applied against such obligation but you remain responsible for the full obligated sums. Events cannot be rescheduled without our express prior written consent. If you purchase additional services and goods on the day of the event, you are liable for all additional amounts owed. “Tabs” are not permitted.
3. All food/beverage orders and final guest count must be submitted to Sales fourteen (14) days prior to the scheduled event date. This is the minimum amount of food, beverage, and guaranteed number of people in which you will be charged. This number cannot be lowered. If no guarantee is received, we reserve the right to prepare and charge for the highest

number of guests estimated on the BEO. Additional guests over the guarantee will be billed accordingly.

4. As the host of your event, you are accountable for the behavior and actions of your guests. In accordance with Minnesota State Laws, liquor may not be sold or consumed by any person(s) under the legal drinking age of 21. A valid form of identification will be requested. Non-compliance with this policy will result in appropriate action by Sales staff. Sales reserves the right to refuse service of alcoholic beverages to any guest. In addition, any guest caught by a staff member in possession of, or consuming an alcoholic beverage not purchased at the facility will be asked to leave and/or escorted off the property. The facility reserves the right to stop the scheduled event if this policy is ignored.
5. Food and beverages served or consumed on the premises of the facility must be purchased, served, and prepared by the facility 's food service staff. No food or beverages of any kind will be permitted to be brought into the facility by you, your guests or your invitees without prior consent. None of our food and beverage may be removed from the premises.
6. All events (other than events booked online) with 15 or more guests, or 3 or more lanes must pre-order food and beverages in an amount equal to or greater than the BEO stated contracted fees. Lane location will be selected at the sole discretion of the facility unless stated otherwise in this contract.
7. We are solely providing the facilities, services and equipment expressly stated in this contract, and no other. If you require installation of lighting or audio/video equipment or a tie-in to our existing systems, you must deliver such equipment for testing at our facilities at least 72 hours prior to the event, and we may require the presence of additional personnel whose time will be charged back to you. Rates are available upon request. Your equipment is not guaranteed to operate with our facilities.
8. Late arrivals will not be given extra time beyond their reserved time. We reserve the right to sell the space scheduled for your reservation without refund or reschedule if your group arrives more than 30 minutes after the scheduled start time.
9. All prices are subject to change at any time for any reason. Once an item has been added to the BEO and this agreement has been signed, those prices are guaranteed for your event and cannot be changed. All items ordered are subject to state, county, and local sales tax. If your group is tax exempt a current STI form needs to be submitted prior to the final payment.
10. The 23% service charge stated in the contract applies on all items and is mandatory. Pursuant to Minnesota Statute § 177.23, Subd. 9, the service charge is not a gratuity for employee service. The service charge covers administrative costs for your event and takes care of overhead associated with producing your event. The service charge will not be distributed to personnel that provide service at the event. No gratuity to personnel is required or expected. No other fee or charge, including, but not limited to, administrative fees, set up fees, or labor fees, is a tip, gratuity, or service charge for any employee. Tax will be assessed to the service charge in accordance with local law.
11. The pricing set forth in this contract contains the total cost for the event described above.
12. Events may involve physical activity. You and your guests represent that you are in proper health to participate in such activities. You assume risks arising therefrom. We reserve the right to refuse entry due to age restrictions. 18+ and drinking age restrictions vary by location on nights and weekends. Children must be 4 or older to bowl and chaperoned. We

reserve the right to refuse service and remove anyone from the facility which we reasonably believe threatens the safety of personnel or guests or causes damage to our facilities, including activity pertaining to: concealed weapons, intoxication, dress code violations, health/security, illegal drug activity, and/or any activity that violates federal, state, provincial or local laws. Other local restrictions and facility house rules may apply.

13. Decorations are allowed pending our approval. Prohibited items include but are not limited to nails, tacks, screws, tape, poster putty, staples, glue, streamers, silly string, bubble machines, and/or confetti. All candles and their flames must be enclosed. Candle flames are not to exceed the height of the enclosure. We reserve the right to assess fees if prohibited items are used and/or damages are inflicted due to the misuse of equipment and/or the facility during the event. You may not incorporate decorations, marketing, equipment, furniture, or other similar items at the event without our prior written consent.
14. You are responsible for all damages, losses, claims and liability arising out of or related to your or your guests' use of the facilities, equipment and services, or related to your event, including property damage or personal injury arising therefrom, and will release, indemnify and hold us harmless from damages, losses, claims and liability resulting therefrom (other than claims caused by our gross negligence or willful misconduct).
15. By signing this contract, you are attesting that you are authorized to sign this contract and hereby authorize the charges noted herein. We may send you marketing, advertising or promotional communication to the contact information you provide.
16. Our services and facilities are provided "as is" without any warranty or representation express or implied. We are not liable for any consequential, indirect, punitive, special, general, exemplary, economic damages arising from this contract or our services. Our liability, if any, in all cases shall be limited to amounts paid to us under this agreement.
17. We do not assume responsibility for any property or items left unattended at the facilities. We will not be responsible for damage to or loss of items or equipment stored, displayed, or used on its property prior to, during, or following your function. We reserve the right to assess charges for damages due to the misuse of equipment and/or the facility during your function. You assume responsibility for all of your guests and their actions (including persons or organizations contracted by you). Please notify Sales in advance if your function may require hired security. We reserve the right to inspect and control all private parties.
18. We are not responsible for any delay or failure in performance of any part to the extent that such delay or failure is caused by acts of God or other causes beyond our control. This contract is governed by and construed in accordance with the laws of the State of Delaware, without regard to its conflicts of laws rules. Any such controversy or claim shall be arbitrated on an individual basis and shall not be consolidated in any arbitration with any claim or controversy of any other party in the State of Delaware.
19. By submitting any online order for services to us, or by making any other manual or electronic signature now or later which either incorporates or references these terms, you agree and acknowledge that such action constitutes your signature which applies to and evidences your agreement to these terms. You may request to sign these terms manually without a fee.

Client Signature

No signature on file

Meeting Date: 11/09/2021

Information

Title:

Special Assessment/Franchise Fee Rebate Alternatives

Purpose/Background:

Per Section 1(n) of the Franchise Fee Ordinances that were adopted on July 28, 2020:

Rebate Program. The City will rebate the lesser annual amount paid for franchise fees versus special assessments (those assessed beginning year 2015) over the remaining term of the special assessments, regardless if the assessment was pre-paid or is currently being paid through property taxes. Rebates will be in the form of a check to qualifying property addresses who have submitted an annual rebate application form. This rebate program applies strictly to qualifying property addresses during the effective term of their current assessment or this Ordinance, whichever expires first. If a qualifying property is sold during the effective term of their current assessment, the rebate program is no longer eligible for that respective property.

With the termination of the franchise fee, effective, December 31, 2021, staff would like direction as whether it is council's intent to consider the rebate program and the amount that is to be rebated. There are currently approximately about 85 accounts that had the franchise fee amount rebated (lessor of) instead of the annual special assessment. Staff will present at worksession the average estimated net property tax increase on these 85 properties in comparison to the annual franchise fee.

A listing of accounts that were assigned a street assessment from 2015 through 2019 is attached. Those that have been sold and not eligible for the rebate, as per the original ordinance, are noted.

Timeframe:

20 minutes

Funding Source:

Responsible Party(ies):

Finance Director

Outcome:

Based on Discussion

Attachments

Special Assessment Rebate Eligible Accounts

Form Review

Inbox	Reviewed By	Date
Kurt Ulrich	Kurt Ulrich	11/04/2021 03:47 PM
Form Started By: Diana Lund		Started On: 10/28/2021 02:16 PM
Final Approval Date: 11/04/2021		

Special Assessments Eligible for Rebate Program

Garnet St and 168th IP13-10 Assessment Roll

PID	New PID	Address	City	Assessment	Annual Assessment	Annual Franchise Fee	Eligible Rebate Thru 2025	Eligible for Rebate Y/N	Sale date
1032253100020028	6951 168TH AVE NW	RAMSEY	\$6,500	\$650	\$168	\$0	N	9/30/2019
103225310003		16850 GARNET ST NW	RAMSEY	\$6,500	\$650	\$168	\$0	N	11/20/2015
103225310004		6901 168TH AVE NW	RAMSEY	\$6,500	\$650	\$168	\$168	Y	
103225310005		6950 168TH AVE NW	RAMSEY	\$6,500	\$650	\$168	\$168	Y	
103225310006		6900 168TH AVE NW	RAMSEY	\$6,500	\$650	\$168	\$168	Y	
103225310007		16750 GARNET ST NW	RAMSEY	\$6,500	\$650	\$168	\$168	Y	
103225310008		16700 GARNET ST NW	RAMSEY	\$6,500	\$650	\$168	\$168	Y	
103225310011		16821 GARNET ST NW	RAMSEY	\$6,500	\$650	\$168	\$168	Y	
103225310012		16795 GARNET ST NW	RAMSEY	\$6,500	\$650	\$168	\$168	Y	
103225310013		16771 GARNET ST NW	RAMSEY	\$6,500	\$650	\$168	\$168	Y	6/16/2017
103225310014		16741 GARNET ST NW	RAMSEY	\$6,500	\$650	\$168	\$168	Y	
103225310015		16701 GARNET ST NW	RAMSEY	\$6,500	\$650	\$168	\$168	Y	

IP15-00 Street Main Program Div B Overlays

PID	Address	City	Assessment	Annual Assessment	Annual Franchise Fee	Eligible Rebate Thru 2025	Eligible for Rebate Y/N	Sale date
183225230009	9411 INVERNESS LN NW		\$ 728.90	\$ 72.89	\$168	\$ 72.89	Y	
183225230011	16120 TURNBERRY CT NW		\$ 728.90	\$ 72.89	\$168	\$ 72.89	Y	
183225230012	16140 TURNBERRY CT		\$ 728.90	\$ 72.89	\$168	\$ -	N	6/7/2019
183225240011	16150 TURNBERRY CT NW		\$ 728.90	\$ 72.89	\$168	\$ 72.89	Y	
183225240012	16180 TURNBERRY CT NW		\$ 728.90	\$ 72.89	\$168	\$ 72.89	Y	
183225240013	16200 TURNBERRY TURN NW		\$ 728.90	\$ 72.89	\$168	\$ -	N	4/26/2017
183225240014	16220 TURNBERRY TURN NW		\$ 728.90	\$ 72.89	\$168	\$ 72.89	Y	

183225240015	16230 TURNBERRY TURN NW	\$ 728.90	\$ 72.89	\$168	\$ 72.89	Y	
183225240019	16171 TURNBERRY TURN NW	\$ 728.90	\$ 72.89	\$168	\$ -	N	8/15/2019
183225240020	16101 TURNBERRY TURN NW	\$ 728.90	\$ 72.89	\$168	\$ 72.89	Y	
183225240021	9321 INVERNESS LN NW	\$ 728.90	\$ 72.89	\$168	\$ -	N	5/23/2018
183225240022	16221 TURNBERRY TURN	\$ 728.90	\$ 72.89	\$168	\$ 72.89	Y	
183225240023	16211 TURNBERRY TURN NW	\$ 728.90	\$ 72.89	\$168	\$ 72.89	Y	
183225240024	16191 TURNBERRY TURN	\$ 728.90	\$ 72.89	\$168	\$ 72.89	Y	
183225310016	9301 INVERNESS LN NW	\$ 728.90	\$ 72.89	\$168	\$ 72.89	Y	
183225310018	9400 INVERNESS LN NW	\$ 728.90	\$ 72.89	\$168	\$ -	N	7/30/2020
183225310019	9320 INVERNESS LN NW	\$ 728.90	\$ 72.89	\$168	\$ -	N	5/24/2017
183225230010	9401 INVERNESS LN	\$ 728.90	\$ 72.89	\$168	\$ 72.89	Y	
183225240010	16110 TURNBERRY CT NW	\$ 728.90	\$ 72.89	\$168	\$ 72.89	Y	
173225230004	8961 160TH LN NW	\$ 728.90	\$ 72.89	\$168	\$ 72.89	Y	
173225320003	16070 ROYAL RD NW	\$ 728.90	\$ 72.89	\$168	\$ 72.89	Y	
173225320008	16071 ROYAL RD NW	\$ 728.90	\$ 72.89	\$168	\$ -	N	9/17/2018
183225140010	8981 160TH LN NW	\$ 728.90	\$ 72.89	\$168	\$ -	N	12/2/2016
183225410005	9040 160TH LN NW	\$ 728.90	\$ 72.89	\$168	\$ -	N	6/16/2017
183225410006	9030 160TH LN NW	\$ 728.90	\$ 72.89	\$168	\$ 72.89	Y	
183225410007	15950 YORK CIR NW	\$ 728.90	\$ 72.89	\$168	\$ 72.89	Y	
183225410008	15940 YORK CIR NW	\$ 728.90	\$ 72.89	\$168	\$ 72.89	Y	
183225410009	15900 YORK CIR NW	\$ 728.90	\$ 72.89	\$168	\$ 72.89	Y	
183225410017	8991 160TH LN NW	\$ 728.90	\$ 72.89	\$168	\$ 72.89	Y	
183225410018	9041 160TH LN NW	\$ 728.90	\$ 72.89	\$168	\$ 72.89	Y	
183225410019	9000 160TH LN NW	\$ 728.90	\$ 72.89	\$168	\$ 72.89	Y	
183225410020	15941 YORK CIR NW	\$ 728.90	\$ 72.89	\$168	\$ 72.89	Y	
183225410021	15931 YORK CIR NW	\$ 728.90	\$ 72.89	\$168	\$ 72.89	Y	
183225410022	15901 YORK CIR NW	\$ 728.90	\$ 72.89	\$168	\$ -	N	5/23/2016
183225410023	8980 160TH LN NW	\$ 728.90	\$ 72.89	\$168	\$ 72.89	Y	
183225410024	8990 160TH LN NW	\$ 728.90	\$ 72.89	\$168	\$ -	N	6/24/2016
183225410027	2139 W 105TH ST	\$ 728.90	\$ 72.89	\$168	\$ -	N	9/27/2016
183225420012	9050 160TH LN NW	\$ 728.90	\$ 72.89	\$168	\$ -	N	5/23/2018
183225440003	15890 YORK CIR NW	\$ 728.90	\$ 72.89	\$168	\$ -	N	7/7/2016
183225440004	15881 YORK CIR NW	\$ 728.90	\$ 72.89	\$168	\$ 72.89	Y	
183225440005	15891 YORK CIR NW	\$ 728.90	\$ 72.89	\$168	\$ -	N	11/15/2018
103225430002	16650 DOLOMITE ST NW	\$ 728.90	\$ 72.89	\$168	\$ 72.89	Y	
103225430003	16620 DOLOMITE ST NW	\$ 728.90	\$ 72.89	\$168	\$ 72.89	Y	
103225430004	16620 EBONY ST NW	\$ 728.90	\$ 72.89	\$168	\$ 72.89	Y	
103225430005	6741 165TH LN NW	\$ 728.90	\$ 72.89	\$168	\$ -	N	4/11/2016
103225430006	6720 166TH LN NW	\$ 728.90	\$ 72.89	\$168	\$ -	N	5/20/2016

103225430007	16551 EBONY ST NW	\$ 728.90	\$ 72.89	\$168	\$ 72.89	Y	
103225430008	16531 EBONY ST NW	\$ 728.90	\$ 72.89	\$168	\$ 72.89	Y	
103225430009	16530 DOLOMITE ST NW	\$ 728.90	\$ 72.89	\$168	\$ 72.89	Y	
103225430010	16550 DOLOMITE ST NW	\$ 728.90	\$ 72.89	\$168	\$ 72.89	Y	
103225430011	6700 166TH LN NW	\$ 728.90	\$ 72.89	\$168	\$ 72.89	Y	
103225430012	16521 NOWTHEN BLVD NW	\$ 728.90	\$ 72.89	\$168	\$ 72.89	Y	
103225430014	PO BOX 176	\$ 728.90	\$ 72.89	\$168	\$ 72.89	Y	
103225430015	6630 165TH LN NW	\$ 728.90	\$ 72.89	\$168	\$ 72.89	Y	
103225430016	16661 DOLOMITE ST NW	\$ 728.90	\$ 72.89	\$168	\$ 72.89	Y	
103225430017	16631 DOLOMITE ST NW	\$ 728.90	\$ 72.89	\$168	\$ 72.89	Y	
103225430018	16611 DOLOMITE ST NW	\$ 728.90	\$ 72.89	\$168	\$ -	N	11/30/2017
103225430019	16551 DOLOMITE ST NW	\$ 728.90	\$ 72.89	\$168	\$ 72.89	Y	
103225430020	16531 DOLOMITE ST NW	\$ 728.90	\$ 72.89	\$168	\$ 72.89	Y	
103225430021	16540 COQUINA ST NW	\$ 728.90	\$ 72.89	\$168	\$ 72.89	Y	
103225430022	16550 COQUINA ST NW	\$ 728.90	\$ 72.89	\$168	\$ 72.89	Y	
103225430023	16600 COQUINA ST NW	\$ 728.90	\$ 72.89	\$168	\$ -	N	4/30/2018
103225430024	16630 COQUINA ST NW	\$ 728.90	\$ 72.89	\$168	\$ 72.89	Y	
103225430025	16660 COQUINA ST NW	\$ 728.90	\$ 72.89	\$168	\$ 72.89	Y	
103225430026	16641 COQUINA ST NW	\$ 728.90	\$ 72.89	\$168	\$ 72.89	Y	
103225430027	16621 COQUINA ST NW	\$ 728.90	\$ 72.89	\$168	\$ 72.89	Y	
103225430028	16611 COQUINA ST NW	\$ 728.90	\$ 72.89	\$168	\$ 72.89	Y	
103225430029	16541 COQUINA ST NW	\$ 728.90	\$ 72.89	\$168	\$ -	N	10/25/2017
103225430030	16531 COQUINA ST NW	\$ 728.90	\$ 72.89	\$168	\$ 72.89	Y	
103225430031	16511 COQUINA ST NW	\$ 728.90	\$ 72.89	\$168	\$ 72.89	Y	
103225430035	6721 166TH LN NW	\$ 728.90	\$ 72.89	\$168	\$ 72.89	Y	
103225430036	6721 166TH LN NW	\$ 728.90	\$ 72.89	\$168	\$ 72.89	Y	
233225440019	5700 150TH LN NW	\$ 728.90	\$ 72.89	\$168	\$ 72.89	Y	
233225440020	5700 150TH LN NW	\$ 728.90	\$ 72.89	\$168	\$ 72.89	Y	
233225440021	5700 150TH LN NW	\$ 728.90	\$ 72.89	\$168	\$ 72.89	Y	
233225440024	15113 NOWTHEN BLVD NW	\$ 728.90	\$ 72.89	\$168	\$ 72.89	Y	
233225440030	5695 150TH LN NW	\$ 728.90	\$ 72.89	\$168	\$ 72.89	Y	
233225440035	15029 HELIUM ST NW	\$ 728.90	\$ 72.89	\$168	\$ 72.89	Y	
233225440036	15029 HELIUM ST NW	\$ 728.90	\$ 72.89	\$168	\$ 72.89	Y	
233225440037	5635 150TH LN NW	\$ 728.90	\$ 72.89	\$168	\$ 72.89	Y	
233225440038	5635 150TH LN NW	\$ 728.90	\$ 72.89	\$168	\$ 72.89	Y	
233225440039	5635 150TH LN NW	\$ 728.90	\$ 72.89	\$168	\$ 72.89	Y	
233225440040	2100 3RD AVE	\$ 728.90	\$ 72.89	\$168	\$ -	N	
2332254400410062 5670 150TH LN NW	\$ 728.90	\$ 72.89	\$168	\$ 72.89	Y	
233225440042	2100 3RD AVE	\$ 728.90	\$ 72.89	\$168	\$ -	N	

233225440043	5600 150TH LN NW	\$ 728.90	\$ 72.89	\$168	\$ 72.89	Y	
233225440044	5600 150TH LN NW	\$ 728.90	\$ 72.89	\$168	\$ 72.89	Y	
233225440045	5600 150TH LN NW	\$ 728.90	\$ 72.89	\$168	\$ 72.89	Y	
233225440046	15000 HELIUM ST NW	\$ 728.90	\$ 72.89	\$168	\$ 72.89	Y	
233225440048	5695 150TH LN NW	\$ 728.90	\$ 72.89	\$168	\$ 72.89	Y	
243225210001	5391 156TH LN NW	\$ 728.90	\$ 72.89	\$168	\$ -	N	4/21/2016
243225210002	5361 156TH LN NW	\$ 728.90	\$ 72.89	\$168	\$ -	N	9/4/2015
243225210003	5301 156TH LN NW	\$ 728.90	\$ 72.89	\$168	\$ 72.89	Y	
243225210004	5251 156TH LN NW	\$ 728.90	\$ 72.89	\$168	\$ 72.89	Y	
243225210005	5221 156TH LN NW	\$ 728.90	\$ 72.89	\$168	\$ 72.89	Y	
243225210006	5201 156TH LN NW	\$ 728.90	\$ 72.89	\$168	\$ 72.89	Y	
243225210007	5360 156TH LN NW	\$ 728.90	\$ 72.89	\$168	\$ -	N	11/16/2017
243225210008	5300 156TH LN NW	\$ 728.90	\$ 72.89	\$168	\$ 72.89	Y	
243225210009	5250 156TH LN NW	\$ 728.90	\$ 72.89	\$168	\$ 72.89	Y	
243225210010	5220 156TH LN NW	\$ 728.90	\$ 72.89	\$168	\$ 72.89	Y	
243225210011	5200 156TH LN NW	\$ 728.90	\$ 72.89	\$168	\$ 72.89	Y	
243225210022	5390 156TH LN NW	\$ 728.90	\$ 72.89	\$168	\$ 72.89	Y	
243225220002	5591 156TH LN NW	\$ 728.90	\$ 72.89	\$168	\$ 72.89	Y	
243225220003	5561 156TH LN NW	\$ 728.90	\$ 72.89	\$168	\$ 72.89	Y	
243225220004	5531 156TH LN NW	\$ 728.90	\$ 72.89	\$168	\$ 72.89	Y	
243225220005	5501 156TH LN NW	\$ 728.90	\$ 72.89	\$168	\$ 72.89	Y	
243225220006	5481 156TH LN NW	\$ 728.90	\$ 72.89	\$168	\$ 72.89	Y	
243225220007	5451 156TH LN NW	\$ 728.90	\$ 72.89	\$168	\$ -	N	7/23/2020
243225220011	5590 156TH LN NW	\$ 728.90	\$ 72.89	\$168	\$ -	N	11/10/2016
243225220012	5560 156TH LN NW	\$ 728.90	\$ 72.89	\$168	\$ 72.89	Y	
243225220013	5530 156TH LN NW	\$ 728.90	\$ 72.89	\$168	\$ 72.89	Y	
243225220014	5490 156TH LN NW	\$ 728.90	\$ 72.89	\$168	\$ 72.89	Y	

Jarvis Street Reconstruction IP #15-20 Assessment Roll										
PID	Address	City	Assessment	Annual Assessment	Annual Franchise Fee	Eligible Rebate Thru 2025	Eligible for Rebate Y/N	Sale date		
183225220009	16395 JARVIS ST NW	ELK RIVER	\$4,500	\$450	\$168	\$0	N	6/23/2017		
183225230004	16111 JARVIS ST NW	ELK RIVER	\$4,500	\$450	\$168	\$168	Y			

183225230005	16169 JARVIS ST NW	ELK RIVER	\$4,500	\$450	\$168	\$168	Y	
183225230007	16341 JARVIS ST NW	ELK RIVER	\$4,500	\$450	\$168	\$0	N	11/9/2016
183225230008	16231 JARVIS ST NW	ELK RIVER	\$4,500	\$450	\$168	\$0	N	1/4/2018
183225320009	15991 JARVIS ST NW	ELK RIVER	\$4,500	\$450	\$168	\$168	Y	
183225320010	15961 JARVIS ST NW	ELK RIVER	\$4,500	\$450	\$168	\$0	N	11/22/2016
183225320011	15931 JARVIS ST NW	ELK RIVER	\$4,500	\$450	\$168	\$168	Y	
183225330002	PO BOX 424	ANOKA	\$4,500	\$450	\$168	\$168	Y	
183225330004	15901 JARVIS ST NW	ELK RIVER	\$4,500	\$450	\$168	\$168	Y	

16-00 DIV B. PROPOSED ASSESSMENT ROLL - CHESTNUT RIDGE 3RD ADDITION									
PID	Address	City	Assessment	Annual Assessment	Annual Franchise Fee	Eligible Rebate Thru 2026	Eligible for Rebate Y/N	Sale date	
263225120020	5821 SUNWOOD DR NW		\$950.00	\$95.00	\$168	\$95.00	Y		
263225120019	5851 SUNWOOD DR NW		\$950.00	\$95.00	\$168	\$95.00	Y		
263225120018	5871 SUNWOOD DR NW		\$950.00	\$95.00	\$168	\$95.00	Y		

Adopted Assessment Roll - IP #16-00 Division C									
PID	Address	City	Assessment	Annual Assessment	Annual Franchise Fee	Eligible Rebate Thru 2026	Eligible for Rebate Y/N	Sale date	
183225120003	9225 164TH LN NW		\$6,636.40	\$ 663.64	\$168	\$168	Y		
183225120004	9195 164TH LN NW		\$6,636.40	\$ 663.64	\$168	\$168	Y		
183225120015	9245 164TH LN NW		\$6,636.40	\$ 663.64	\$168	\$168	Y		
183225210004	9405 164TH LN NW		\$6,636.40	\$ 663.64	\$168	\$168	Y		
183225210005	9325 164TH LN NW		\$6,636.40	\$ 663.64	\$168	\$168	Y		
183225210010	9255 164TH LN NW		\$6,636.40	\$ 663.64	\$168	\$168	Y		
183225210012	9400 164TH LN NW		\$6,636.40	\$ 663.64	\$168	\$168	Y		
183225210013	9370 164TH LN NW		\$6,636.40	\$ 663.64	\$168	\$168	Y		

183225210014	9340 164TH LN NW	\$6,636.40	\$ 663.64	\$168	\$168	Y	
183225210015	9310 164TH LN NW	\$6,636.40	\$ 663.64	\$168	\$168	Y	
183225210016	9280 164TH LN NW	\$6,636.40	\$ 663.64	\$168	\$168	Y	
183225210017	9250 164TH LN NW	\$6,636.40	\$ 663.64	\$168	\$168	Y	
183225220006	9495 164TH LN NW	\$6,636.40	\$ 663.64	\$168	\$0	N	4/28/2017
183225220010	9580 164TH LN NW	\$6,636.40	\$ 663.64	\$168	\$168	Y	
183225220011	9550 164TH LN NW	\$6,636.40	\$ 663.64	\$168	\$168	Y	
183225220012	9520 164TH LN NW	\$6,636.40	\$ 663.64	\$168	\$168	Y	
183225220013	9490 164TH LN NW	\$6,636.40	\$ 663.64	\$168	\$0	N	7/17/2020
183225220014	9460 164TH LN NW	\$6,636.40	\$ 663.64	\$168	\$168	Y	
183225220015	9430 164TH LN NW	\$6,636.40	\$ 663.64	\$168	\$168	Y	
183225120008	9220 164TH LN NW	\$6,636.40	\$ 663.64	\$168	\$168	Y	
183225120009	9190 164TH LN NW	\$6,636.40	\$ 663.64	\$168	\$168	Y	
183225120010	9160 164TH LN NW	\$6,636.40	\$ 663.64	\$168	\$168	Y	
183225130002	16251 ANDRIE ST NW	\$6,636.40	\$ 663.64	\$168	\$168	Y	
183225130003	16280 ANDRIE ST NW	\$6,636.40	\$ 663.64	\$168	\$168	Y	
183225130004	16250 ANDRIE ST NW	\$6,636.40	\$ 663.64	\$168	\$168	Y	
183225130005	16220 ANDRIE ST NW	\$6,636.40	\$ 663.64	\$168	\$168	Y	
183225130009	16181 ANDRIE ST NW	\$6,636.40	\$ 663.64	\$168	\$168	Y	
183225130010	16151 ANDRIE ST NW	\$6,636.40	\$ 663.64	\$168	\$168	Y	
183225130011	16121 ANDRIE ST NW	\$6,636.40	\$ 663.64	\$168	\$0	N	3/30/2018
183225130020	16100 ANDRIE ST NW	\$6,636.40	\$ 663.64	\$168	\$168	Y	
183225130022	16150 ANDRIE ST NW	\$6,636.40	\$ 663.64	\$168	\$168	Y	
183225130023	16180 ANDRIE ST NW	\$6,636.40	\$ 663.64	\$168	\$168	Y	
183225420003	16081 ANDRIE ST NW	\$6,636.40	\$ 663.64	\$168	\$168	Y	
183225420004	16051 ANDRIE ST NW	\$6,636.40	\$ 663.64	\$168	\$0	N	12/19/2018
183225420007	15921 ANDRIE ST NW	\$6,636.40	\$ 663.64	\$168	\$168	Y	
183225420009	15951 ANDRIE ST NW	\$6,636.40	\$ 663.64	\$168	\$168	Y	
183225420016	16090 ANDRIE ST NW	\$6,636.40	\$ 663.64	\$168	\$168	Y	
183225420017	16070 ANDRIE ST NW	\$6,636.40	\$ 663.64	\$168	\$0	N	6/19/2017
183225420018	16030 ANDRIE ST NW	\$6,636.40	\$ 663.64	\$168	\$168	Y	

183225420019	15990 ANDRIE ST NW	\$6,636.40	\$ 663.64	\$168	\$168	Y	
183225420020	15950 ANDRIE ST NW	\$6,636.40	\$ 663.64	\$168	\$168	Y	
183225420021	15920 ANDRIE ST NW	\$6,636.40	\$ 663.64	\$168	\$168	Y	
183225430002	15881 ANDRIE ST NW	\$6,636.40	\$ 663.64	\$168	\$168	Y	
183225430003	15851 ANDRIE RD NW	\$6,636.40	\$ 663.64	\$168	\$0	N	8/20/2018
183225430004	15821 ANDRIE ST NW	\$6,636.40	\$ 663.64	\$168	\$0	N	6/20/2019
183225430005	15801 ANDRIE ST NW	\$6,636.40	\$ 663.64	\$168	\$168	Y	
183225430006	15781 ANDRIE ST NW	\$6,636.40	\$ 663.64	\$168	\$168	Y	
183225430007	15751 ANDRIE ST NW	\$6,636.40	\$ 663.64	\$168	\$168	Y	
183225430013	15830 ANDRIE ST NW	\$6,636.40	\$ 663.64	\$168	\$168	Y	
183225430019	15780 ANDRIE ST NW	\$6,636.40	\$ 663.64	\$168	\$0	N	3/5/2018
183225430022	15800 ANDRIE ST NW	\$6,636.40	\$ 663.64	\$168	\$168	Y	
193225120002	15721 ANDRIE ST NW	\$6,636.40	\$ 663.64	\$168	\$0	N	7/14/2017
193225120003	15681 ANDRIE ST NW	\$6,636.40	\$ 663.64	\$168	\$168	Y	
193225120004	15651 ANDRIE ST NW	\$6,636.40	\$ 663.64	\$168	\$0	N	1/8/2018
193225120005	15621 ANDRIE ST NW	\$6,636.40	\$ 663.64	\$168	\$168	Y	
193225120006	15581 ANDRIE ST NW	\$6,636.40	\$ 663.64	\$168	\$0	N	10/26/2018
193225120007	15551 ANDRIE ST NW	\$6,636.40	\$ 663.64	\$168	\$168	Y	
193225130004	15521 ANDRIE ST NW	\$6,636.40	\$ 663.64	\$168	\$168	Y	
193225210004	15620 ANDRIE ST NW	\$6,636.40	\$ 663.64	\$168	\$0	N	12/18/2018
193225210005	15650 ANDRIE ST NW	\$6,636.40	\$ 663.64	\$168	\$168	Y	
193225210006	15680 ANDRIE ST NW	\$6,636.40	\$ 663.64	\$168	\$0	N	1/15/2020
193225210007	15720 ANDRIE ST NW	\$6,636.40	\$ 663.64	\$168	\$168	Y	
193225210009	15550 ANDRIE ST NW	\$6,636.40	\$ 663.64	\$168	\$168	Y	
193225210010	15580 ANDRIE ST NW	\$6,636.40	\$ 663.64	\$168	\$0	N	2/15/2018
193225240009	15520 ANDRIE ST NW	\$6,636.40	\$ 663.64	\$168	\$0	N	7/25/2016

FINAL ASSESSMENT ROLL - IP #17-00

PID	Address	City	Assessment	Annual Assessment	Annual Franchise Fee	Eligible Rebate Thru 2027	Eligible for Rebate Y/N	Sale date
273225310004	6825 SUNWOOD DR NW		\$7,747.60	\$774.76	\$1,380.00	\$ 774.76	Y	
273225310009			\$10,500.00	\$1,050.00	\$1,380.00	\$ -	N/A City	
273225310011	7000 SUNWOOD DR NW		\$23,948.80	\$2,394.88	\$3,360.00	\$ 2,394.88	Y	
273225310016	6850 SUNWOOD DR NW		\$13,999.00	\$1,399.90	\$1,380.00	\$ 1,380.00	Y	
273225320008	14601 RAMSEY BLVD		\$33,363.90	\$3,336.39	\$1,380.00	\$ 1,380.00	Y	
273225320012	7180 SUNWOOD DR NW		\$6,500.00	\$650.00	\$1,380.00	\$ 650.00	Y	
273225320013	7100 SUNWOOD DR NW		\$6,500.00	\$650.00	\$1,380.00	\$ 650.00	Y	
273225420005			\$7,702.40	\$770.24	\$1,380.00	\$ 770.24	N/A City	
273225420006	PO Box 246 Anoka MN 55303		\$8,678.30	\$867.83	\$1,380.00	\$ 867.83	Y	

FINAL ASSESSMENT ROLL - IP #17-02 RIVER'S BEND STREET

PID	Address	City	Assessment	Annual Assessment	Annual Franchise Fee	Eligible Rebate Thru 2028	Eligible for Rebate Y/N	Sale date
253225120056	5195 147TH LN NW		\$ 1,396.70	\$ 139.67	\$168	\$ 139.67	Y	
253225120057	5194 147TH LN NW		\$ 1,396.70	\$ 139.67	\$168	\$ 139.67	Y	
253225120058	5178 147TH LN NW		\$ 1,396.70	\$ 139.67	\$168	\$ -	N	9/11/2018
253225130002	5164 147TH LN NW		\$ 1,396.70	\$ 139.67	\$168	\$ 139.67	Y	
253225130003	5150 147TH LN NW		\$ 1,396.70	\$ 139.67	\$168	\$ 139.67	Y	
253225120049	5192 148TH AVE NW		\$ 1,396.70	\$ 139.67	\$168	\$ 650.00	Y	
253225120050	5178 148TH AVE NW		\$ 1,396.70	\$ 139.67	\$168	\$ 139.67	Y	
253225120007	14882 XKIMO ST NW		\$ 1,396.70	\$ 139.67	\$168	\$ 139.67	Y	
253225120008	14866 XKIMO ST NW		\$ 1,396.70	\$ 139.67	\$168	\$ 139.67	Y	
253225120009	14854 XKIMO ST NW		\$ 1,396.70	\$ 139.67	\$168	\$ 139.67	Y	
253225120010	14842 XKIMO ST NW		\$ 1,396.70	\$ 139.67	\$168	\$ 139.67	Y	
253225120011	14830 XKIMO ST NW		\$ 1,396.70	\$ 139.67	\$168	\$ -	N	11/30/2018

253225120012	14820 XKIMO ST NW	\$ 1,396.70	\$ 139.67	\$168	\$ -	N	1/24/2020
253225120013	14810 XKIMO ST NW	\$ 1,396.70	\$ 139.67	\$168	\$ 139.67	Y	
253225120035	14725 XKIMO ST NW	\$ 1,396.70	\$ 139.67	\$168	\$ 139.67	Y	
253225120036	14737 XKIMO ST NW	\$ 1,396.70	\$ 139.67	\$168	\$ 139.67	Y	
253225120037	14751 XKIMO ST NW	\$ 1,396.70	\$ 139.67	\$168	\$ 139.67	Y	
253225120038	14765 XKIMO ST NW	\$ 1,396.70	\$ 139.67	\$168	\$ 139.67	Y	
253225120039	14777 XKIMO ST NW	\$ 1,396.70	\$ 139.67	\$168	\$ 139.67	Y	
253225120040	14787 XKIMO ST NW	\$ 1,396.70	\$ 139.67	\$168	\$ 139.67	Y	
253225120041	14801 XKIMO ST NW	\$ 1,396.70	\$ 139.67	\$168	\$ 139.67	Y	
253225120042	14811 XKIMO ST NW	\$ 1,396.70	\$ 139.67	\$168	\$ 139.67	Y	
253225120043	14823 XKIMO ST NW	\$ 1,396.70	\$ 139.67	\$168	\$ 139.67	Y	
253225120044	14835 XKIMO ST NW	\$ 1,396.70	\$ 139.67	\$168	\$ 139.67	Y	
253225120045	14847 XKIMO ST NW	\$ 1,396.70	\$ 139.67	\$168	\$ -	N	4/30/2018
253225120046	14859 XKIMO ST NW	\$ 1,396.70	\$ 139.67	\$168	\$ 139.67	Y	
253225120047	14871 XKIMO ST NW	\$ 1,396.70	\$ 139.67	\$168	\$ 139.67	Y	
253225120048	14885 XKIMO ST NW	\$ 1,396.70	\$ 139.67	\$168	\$ 139.67	Y	
253225120051	14788 XKIMO ST NW	\$ 1,396.70	\$ 139.67	\$168	\$ -	N	6/23/2020
253225120052	14778 XKIMO ST NW	\$ 1,396.70	\$ 139.67	\$168	\$ 139.67	Y	
253225120053	14764 XKIMO ST NW	\$ 1,396.70	\$ 139.67	\$168	\$ 139.67	Y	
253225120054	14752 XKIMO ST NW	\$ 1,396.70	\$ 139.67	\$168	\$ 139.67	Y	
253225120055	14740 XKIMO ST NW	\$ 1,396.70	\$ 139.67	\$168	\$ 139.67	Y	
253225120002	14884 YAKIMA ST NW	\$ 1,396.70	\$ 139.67	\$168	\$ 139.67	Y	
253225120003	14872 YAKIMA ST NW	\$ 1,396.70	\$ 139.67	\$168	\$ -	N	7/20/2020
253225120004	14860 YAKIMA ST NW	\$ 1,396.70	\$ 139.67	\$168	\$ 139.67	Y	
253225120005	14848 YAKIMA ST NW	\$ 1,396.70	\$ 139.67	\$168	\$ 139.67	Y	
253225120006	14834 YAKIMA ST NW	\$ 1,396.70	\$ 139.67	\$168	\$ 139.67	Y	
253225120014	14827 YAKIMA ST NW	\$ 1,396.70	\$ 139.67	\$168	\$ 139.67	Y	
253225120015	14839 YAKIMA ST NW	\$ 1,396.70	\$ 139.67	\$168	\$ 139.67	Y	
253225120016	14851 YAKIMA ST NW	\$ 1,396.70	\$ 139.67	\$168	\$ -	N	3/20/2020
253225120017	14863 YAKIMA ST NW	\$ 1,396.70	\$ 139.67	\$168	\$ 139.67	Y	
253225120018	14873 YAKIMA ST NW	\$ 1,396.70	\$ 139.67	\$168	\$ 139.67	Y	2/16/2018
253225120019	14887 YAKIMA ST NW	\$ 1,396.70	\$ 139.67	\$168	\$ 139.67	Y	

PID	Address	City	Assessment	Annual Assessment	Annual Franchise Fee	Eligible Rebate Thru 2028	Eligible for Rebate Y/N	Sale date
243225140002	15311 UTE ST NW		\$ 5,710.30	\$ 571.03	\$168	\$168	Y	
243225140003	15351 UTE ST NW		\$ 5,710.30	\$ 571.03	\$168	\$168	Y	
243225140004	4920 154TH LN NW		\$ 5,710.30	\$ 571.03	\$168	\$168	Y	
243225140005	4870 154TH LN NW		\$ 5,710.30	\$ 571.03	\$168	\$168	Y	10/4/2017
243225140006	4850 154TH AVE NW		\$ 5,710.30	\$ 571.03	\$168	\$168	Y	
243225140007	4851 153RD CT NW		\$ 5,710.30	\$ 571.03	\$168	\$168	Y	
243225140008	4871 153RD CT NW		\$ 5,710.30	\$ 571.03	\$168	\$168	Y	
243225140009	4870 153RD CT NW		\$ 5,710.30	\$ 571.03	\$168	\$168	Y	
243225140010	4850 153RD COURT NW		\$ 5,710.30	\$ 571.03	\$168	\$168	Y	
243225140011	15310 UTE ST NW		\$ 5,710.30	\$ 571.03	\$168	\$168	Y	
243225140012	15350 UTE ST NW		\$ 5,710.30	\$ 571.03	\$168	\$168	Y	
243225140013	15390 UTE ST NW		\$ 5,710.30	\$ 571.03	\$168	\$168	Y	
243225140014	15420 UTE ST NW		\$ 5,710.30	\$ 571.03	\$168	\$168	Y	
243225140015	15411 UTE ST NW		\$ 5,710.30	\$ 571.03	\$168	\$168	Y	
243225140016	4899 154TH LN NW		\$ 5,710.30	\$ 571.03	\$168	\$0	N	3/27/2019
243225140017	4851 154TH LN NW		\$ 5,710.30	\$ 571.03	\$168	\$168	Y	

PROPOSED ASSESSMENT ROLL - 18-03 WOODLAND GREEN

PID	Address	City	Assessment	Annual Assessment	Annual Franchise Fee	Eligible Rebate Thru 2028	Eligible for Rebate Y/N	Sale date
243225210012	15611 COBALT ST NW		\$ 1,241.40	\$ 124.14	\$168	\$ 124.14	Y	
243225210013	15621 BARIUM ST NW		\$ 1,241.40	\$ 124.14	\$168	\$ 124.14	Y	
243225210014	15611 BARIUM ST NW		\$ 1,241.40	\$ 124.14	\$168	\$ 124.14	Y	
243225210015	15551 BARIUM ST NW		\$ 1,241.40	\$ 124.14	\$168	\$ 124.14	Y	
243225210016	5251 155TH LN NW		\$ 1,241.40	\$ 124.14	\$168	\$ -	N	5/17/2019
243225210017	5221 155TH LN NW		\$ 1,241.40	\$ 124.14	\$168	\$ 124.14	Y	
243225210018	5211 155TH LN NW		\$ 1,241.40	\$ 124.14	\$168	\$ 124.14	Y	

243225210019	5240 155TH LN NW	\$ 1,241.40	\$ 124.14	\$168	\$ 124.14	Y	
243225210020	5220 155TH LN NW	\$ 1,241.40	\$ 124.14	\$168	\$ 124.14	Y	
243225210021	5200 155TH LN NW	\$ 1,241.40	\$ 124.14	\$168	\$ 124.14	Y	
243225210023	15630 COBALT ST NW	\$ 1,241.40	\$ 124.14	\$168	\$ 124.14	Y	7/10/2018
243225210024	15620 COBALT ST NW	\$ 1,241.40	\$ 124.14	\$168	\$ 124.14	Y	
243225210025	15600 COBALT ST NW	\$ 1,241.40	\$ 124.14	\$168	\$ 124.14	Y	
243225210026	15530 BARIUM ST NW	\$ 1,241.40	\$ 124.14	\$168	\$ 124.14	Y	
243225210027	5381 155TH LN NW	\$ 1,241.40	\$ 124.14	\$168	\$ 124.14	Y	
243225210028	5390 155TH LN NW	\$ 1,241.40	\$ 124.14	\$168	\$ 124.14	Y	
243225210029	5370 155TH LN NW	\$ 1,241.40	\$ 124.14	\$168	\$ 124.14	Y	
243225210030	15500 BARIUM ST NW	\$ 1,241.40	\$ 124.14	\$168	\$ 124.14	Y	
243225210031		\$ 1,241.40	\$ 124.14	\$168	\$ -	N/A City	
243225220008	15561 ERKIUM ST NW	\$ 1,241.40	\$ 124.14	\$168	\$ 124.14	Y	
243225220009	15601 ERKIUM ST NW	\$ 1,241.40	\$ 124.14	\$168	\$ 124.14	Y	
243225220010	15621 ERKIUM ST NW	\$ 1,241.40	\$ 124.14	\$168	\$ 124.14	Y	
243225220015	15630 ERKIUM ST NW	\$ 1,241.40	\$ 124.14	\$168	\$ 124.14	Y	
243225220017	15610 ERKIUM ST NW	\$ 1,241.40	\$ 124.14	\$168	\$ 124.14	Y	
243225220018	5491 155TH LN NW	\$ 1,241.40	\$ 124.14	\$168	\$ 124.14	Y	
243225220019	15550 ERKIUM ST NW	\$ 1,241.40	\$ 124.14	\$168	\$ 124.14	Y	
243225220021	5490 155TH LN NW	\$ 1,241.40	\$ 124.14	\$168	\$ 124.14	Y	
243225220022	5460 155TH LN NW	\$ 1,241.40	\$ 124.14	\$168	\$ 124.14	Y	
243225220023	5430 155TH LN NW	\$ 1,241.40	\$ 124.14	\$168	\$ 124.14	Y	
243225220025	5501 155TH LN NW	\$ 1,241.40	\$ 124.14	\$168	\$ -	N	6/21/2019
243225220027	5500 155TH LN NW	\$ 1,241.40	\$ 124.14	\$168	\$ 124.14	Y	

PROPOSED ASSESSMENT ROLL - 18-03 THE NORTH FORTY 2ND

PID	Address	Assessment	Annual Assessment	Annual Franchise Fee	Eligible Rebate Thru 2028	Eligible for Rebate Y/N	Sale date
173225340002	8425 158TH LN NW	\$ 856.50	\$ 85.65	\$168	\$ 85.65	Y	
173225340003	8467 158TH LN NW	\$ 856.50	\$ 85.65	\$168	\$ 85.65	Y	
173225340004	15842 OKAPI ST NW	\$ 856.50	\$ 85.65	\$168	\$ 85.65	Y	

173225340005	15812 OKAPI ST NW	\$ 856.50	\$ 85.65	\$168	\$ 85.65	Y	
173225340006	15784 OKAPI ST NW	\$ 856.50	\$ 85.65	\$168	\$ 85.65	Y	
173225340007	15768 OKAPI ST NW	\$ 856.50	\$ 85.65	\$168	\$ 85.65	Y	
173225340008	15750 OKAPI ST NW	\$ 856.50	\$ 85.65	\$168	\$ 85.65	Y	
173225340009	8416 158TH LN NW	\$ 856.50	\$ 85.65	\$168	\$ 85.65	Y	
173225340010	8462 158TH LN NW	\$ 856.50	\$ 85.65	\$168	\$ 85.65	Y	
173225340011	15811 OKAPI ST NW	\$ 856.50	\$ 85.65	\$168	\$ 85.65	Y	
173225340012	15779 OKAPI ST NW	\$ 856.50	\$ 85.65	\$168	\$ 85.65	Y	5/17/2018
173225340013	15757 OKAPI ST NW	\$ 856.50	\$ 85.65	\$168	\$ 85.65	Y	
173225340014	15731 OKAPI ST NW	\$ 856.50	\$ 85.65	\$168	\$ -	N	6/10/2020
173225340015	15700 OKAPI ST NW	\$ 856.50	\$ 85.65	\$168	\$ -	N/A City	
173225340016		\$ 856.50	\$ 85.65	\$168	\$ -	N/A City	

PROPOSED ASSESSMENT ROLL - 18-03 NORTH FORTY 3RD

PID	Address	Assessment	Annual Assessment	Annual Franchise Fee	Eligible Rebate Thru 2028	Eligible for Rebate Y/N	Sale date
203225110004	8030 155TH LN NW	\$ 1,425.20	\$ 142.52	\$168	\$ 142.52	Y	
203225110005	8070 155TH LN NW	\$ 1,425.20	\$ 142.52	\$168	\$ 142.52	Y	
203225110006	8118 155TH LN NW	\$ 1,425.20	\$ 142.52	\$168	\$ 142.52	Y	
203225110007	8148 155TH LN NW	\$ 1,425.20	\$ 142.52	\$168	\$ -	N	5/28/2020
203225110008	8184 155TH LN NW	\$ 1,425.20	\$ 142.52	\$168	\$ 142.52	Y	
203225110009	8031 155TH LN NW	\$ 1,425.20	\$ 142.52	\$168	\$ 142.52	Y	
203225110010	8077 155TH LN NW	\$ 1,425.20	\$ 142.52	\$168	\$ -	N	9/16/2019
203225110011	8131 155TH LN NW	\$ 1,425.20	\$ 142.52	\$168	\$ 142.52	Y	
203225110012	15599 HEDGEHOG ST NW	\$ 1,425.20	\$ 142.52	\$168	\$ 142.52	Y	
203225110013	15639 HEDGEHOG ST NW	\$ 1,425.20	\$ 142.52	\$168	\$ 142.52	Y	
203225110014	15673 HEDGEHOG ST NW	\$ 1,425.20	\$ 142.52	\$168	\$ -	N	9/18/2019
203225120003	8211 156TH LN NW	\$ 1,425.20	\$ 142.52	\$168	\$ 142.52	Y	
203225120004	8255 156TH LN NW	\$ 1,425.20	\$ 142.52	\$168	\$ 142.52	Y	6/16/2017
203225120005	8309 156TH LN NW	\$ 1,425.20	\$ 142.52	\$168	\$ -	N	7/28/2020
203225120006	8353 156TH LN NW	\$ 1,425.20	\$ 142.52	\$168	\$ 142.52	Y	
203225120007	8239 155TH LN NW	\$ 1,425.20	\$ 142.52	\$168	\$ 142.52	Y	
203225120008	8277 155TH LN NW	\$ 1,425.20	\$ 142.52	\$168	\$ 142.52	Y	
203225120009	8323 155TH LN NW	\$ 1,425.20	\$ 142.52	\$168	\$ 142.52	Y	

203225120010	8375 155TH LN NW	\$ 1,425.20	\$ 142.52	\$168	\$ 142.52	Y	
203225120011	8376 156TH LN NW	\$ 1,425.20	\$ 142.52	\$168	\$ 142.52	Y	
203225120012	8324 156TH LN NW	\$ 1,425.20	\$ 142.52	\$168	\$ 142.52	Y	
203225120013	8278 156TH LN NW	\$ 1,425.20	\$ 142.52	\$168	\$ 142.52	Y	
203225120014	8230 156TH LN NW	\$ 1,425.20	\$ 142.52	\$168	\$ 142.52	Y	
203225120015	8252 155TH LN NW	\$ 1,425.20	\$ 142.52	\$168	\$ 142.52	Y	
203225120016	8306 155TH LN NW	\$ 1,425.20	\$ 142.52	\$168	\$ -	N	6/26/2020
203225120017	8348 155TH LN NW	\$ 1,425.20	\$ 142.52	\$168	\$ 142.52	Y	

PROPOSED ASSESSMENT ROLL - 18-03 NORTHFORK ITASCA SHORES										
PID	Address	Assessment	Annual Assessment	Annual Franchise Fee	Eligible Rebate Thru 2028	Eligible for Rebate Y/N	Sale date			
193225130013	9191 ANDRIE CT NW	\$ 932.70	\$ 93.27	\$168	\$ 93.27	Y				
193225130014	9171 ANDRIE CT NW	\$ 932.70	\$ 93.27	\$168	\$ 93.27	Y				
193225130015	9141 ANDRIE CT NW	\$ 932.70	\$ 93.27	\$168	\$ -	N	4/19/2019			
193225130016	9111 ANDRIE CT NW	\$ 932.70	\$ 93.27	\$168	\$ 93.27	Y				
193225130017	9081 ANDRIE CT NW	\$ 932.70	\$ 93.27	\$168	\$ 93.27	Y				
193225130018	9050 ANDRIE CT NW	\$ 932.70	\$ 93.27	\$168	\$ 93.27	Y				
193225130020	9170 ANDRIE CT NW	\$ 932.70	\$ 93.27	\$168	\$ 93.27	Y				
193225130021	9140 ANDRIE CT NW	\$ 932.70	\$ 93.27	\$168	\$ 93.27	Y				
193225130022	9110 ANDRIE CT NW	\$ 932.70	\$ 93.27	\$168	\$ 93.27	Y				
193225130023	9080 ANDRIE CT NW	\$ 932.70	\$ 93.27	\$168	\$ 93.27	Y				
193225130027	9190 ANDRIE CT NW	\$ 932.70	\$ 93.27	\$168	\$ 93.27	Y				

PROPOSED ASSESSMENT ROLL - 18-03 NORTHFORK

PID	Address	City	Assessment	Annual Assessment	Annual Franchise Fee	Eligible Rebate Thru 2028	Eligible for Rebate Y/N	Sale date
183225210002	16470 FORTMANN CIR NW		\$ 958.40	\$ 95.84	\$168	\$ 95.84	Y	
183225210003	16460 FORTMANN CIR NW		\$ 958.40	\$ 95.84	\$168	\$ 95.84	Y	
183225210006	16455 DRISCOLL CIR NW		\$ 958.40	\$ 95.84	\$168	\$ 95.84	Y	
183225210007	16465 DRISCOLL CIR NW		\$ 958.40	\$ 95.84	\$168	\$ 95.84	Y	
183225210008	16470 DRISCOLL CIR NW		\$ 958.40	\$ 95.84	\$168	\$ 95.84	Y	
183225210009	16450 DRISCOLL CIR NW		\$ 958.40	\$ 95.84	\$168	\$ 95.84	Y	
183225220002	16445 HALAS CIR NW		\$ 958.40	\$ 95.84	\$168	\$ 95.84	Y	
183225220003	16455 HALAS CIR NW		\$ 958.40	\$ 95.84	\$168	\$ 95.84	Y	
183225220004	16470 HALAS CIR NW		\$ 958.40	\$ 95.84	\$168	\$ 95.84	Y	
183225220005	16450 HALAS CIR NW		\$ 958.40	\$ 95.84	\$168	\$ 95.84	Y	
183225220007	16455 FORTMANN CIR NW		\$ 958.40	\$ 95.84	\$168	\$ 95.84	Y	
183225220008	16465 FORTMANN CIR NW		\$ 958.40	\$ 95.84	\$168	\$ -	N	7/26/2019

PROPOSED ASSESSMENT ROLL - 18-03 NORTHFORK 2ND & 3RD

PID	Address	City	Assessment	Annual Assessment	Annual Franchise Fee	Eligible Rebate Thru 2028	Eligible for Rebate Y/N	Sale date
183225110004	9041 164TH LN NW		\$ 1,395.90	\$ 139.59	\$168	\$ -	N	7/24/2020
183225110005	9031 164TH LN NW		\$ 1,395.90	\$ 139.59	\$168	\$ 139.59	Y	
183225120005	9165 164TH LN NW		\$ 1,395.90	\$ 139.59	\$168	\$ -	N	1/13/2020
183225120006	9130 164TH LN NW		\$ 1,395.90	\$ 139.59	\$168	\$ -	N	10/24/2019

183225120012	9040 164TH LN NW	\$ 1,395.90	\$ 139.59	\$168	\$ 139.59	Y
183225120013	9091 164TH LN NW	\$ 1,395.90	\$ 139.59	\$168	\$ 139.59	Y
183225120014	9051 164TH LN NW	\$ 1,395.90	\$ 139.59	\$168	\$ 139.59	Y
183225130008	9060 162ND LN NW	\$ 1,395.90	\$ 139.59	\$168	\$ 139.59	Y
183225130012	9040 162ND LN NW	\$ 1,395.90	\$ 139.59	\$168	\$ 139.59	Y
183225130013	16250 WOLVERINE ST NW	\$ 1,395.90	\$ 139.59	\$168	\$ 139.59	Y
183225130014	16450 WOLVERINE ST NW	\$ 1,395.90	\$ 139.59	\$168	\$ 139.59	Y
183225140002	8970 162ND LN NW	\$ 1,395.90	\$ 139.59	\$168	\$ 139.59	Y
183225140003	8980 162ND LN NW	\$ 1,395.90	\$ 139.59	\$168	\$ 139.59	Y
183225140005	9000 162ND LN NW	\$ 1,395.90	\$ 139.59	\$168	\$ 139.59	Y
183225140006	9030 162ND LN NW	\$ 1,395.90	\$ 139.59	\$168	\$ 139.59	Y
183225140007	16251 WOLVERINE ST NW	\$ 1,395.90	\$ 139.59	\$168	\$ 139.59	Y
183225140008	8991 162ND LN NW	\$ 1,395.90	\$ 139.59	\$168	\$ 139.59	Y
183225140020	8990 162ND LN NW	\$ 1,395.90	\$ 139.59	\$168	\$ 139.59	Y

PROPOSED ASSESSMENT ROLL - 18-03 NORTHFORK OAKS

PID	Address	City	Assessment	Annual Assessment	Annual Franchise Fee	Eligible Rebate Thru 2028	Eligible for Rebate Y/N	Sale date
173225230006	16170 ROYAL RD NW		\$ 750.80	\$ 75.08	\$168	\$ -	N	5/15/2019
173225230007	16150 ROYAL RD NW		\$ 750.80	\$ 75.08	\$168	\$ 75.08	Y	
173225230008	16120 ROYAL RD NW		\$ 750.80	\$ 75.08	\$168	\$ 75.08	Y	
173225230009	8701 160TH CT NW		\$ 750.80	\$ 75.08	\$168	\$ 75.08	Y	
173225230010	8681 160TH CT NW		\$ 750.80	\$ 75.08	\$168	\$ 75.08	Y	
173225230011	8671 160TH CT NW		\$ 750.80	\$ 75.08	\$168	\$ 75.08	Y	
173225230012	8661 160TH CT NW		\$ 750.80	\$ 75.08	\$168	\$ 75.08	Y	
173225320004	8660 160TH CT NW		\$ 750.80	\$ 75.08	\$168	\$ -	N	9/28/2018
173225320005	8670 160TH CT NW		\$ 750.80	\$ 75.08	\$168	\$ -	N	6/22/2020
173225320006	8680 160TH CT NW		\$ 750.80	\$ 75.08	\$168	\$ -	N	6/5/2020
173225320007	8690 160TH CT NW		\$ 750.80	\$ 75.08	\$168	\$ 75.08	Y	

ASSESSMENT ROLL - IP19-01 FORD BROOK ESTATES STREET RECONSTRUCTIONS

PID	Address	City	Assessment	Annual Assessment	Annual Franchise Fee	Eligible Rebate Thru 2029	Eligible for Rebate Y/N	Sale date
23225110004	5665 180TH LN NW		\$ 5,116.90	\$ 511.69	\$168	\$168	Y	9/27/2019
23225110005	5725 180TH LN NW		\$ 5,116.90	\$ 511.69	\$168	\$168	Y	
23225110006	5745 180TH LN NW		\$ 5,116.90	\$ 511.69	\$168	\$168	Y	
23225110007	18030 KRYPTON ST NW		\$ 5,116.90	\$ 511.69	\$168	\$168	Y	
23225110008	18012 KRYPTON ST NW		\$ 5,116.90	\$ 511.69	\$168	\$168	Y	
23225110009	18013 KRYPTON ST NW		\$ 5,116.90	\$ 511.69	\$168	\$168	Y	
23225110010	18029 KRYPTON ST NW		\$ 5,116.90	\$ 511.69	\$168	\$168	Y	
23225110011	5706 180TH LN NW		\$ 5,116.90	\$ 511.69	\$168	\$168	Y	

ASSESSMENT ROLL - 19-03 WOOD POND HILLS & CHESTNUT RIDGE STREET RECONSTR

PID	Address	City	Assessment	Annual Assessment	Annual Franchise Fee	Eligible Rebate Thru 2029	Eligible for Rebate Y/N	Sale date
253225220005	14729 HELIUM ST NW		\$ 1,445.00	\$ 144.50	\$168	\$ -	N	11/6/2019
253225220006	14715 HELIUM ST NW		\$ 1,445.00	\$ 144.50	\$168	\$ 144.50	Y	
253225220007	14701 HELIUM ST NW		\$ 1,445.00	\$ 144.50	\$168	\$ 144.50	Y	
253225220008	14685 HELIUM ST NW		\$ 1,445.00	\$ 144.50	\$168	\$ 144.50	Y	
253225230008	14671 HELIUM ST NW		\$ 1,445.00	\$ 144.50	\$168	\$ 144.50	Y	
253225230009	14657 HELIUM ST NW		\$ 1,445.00	\$ 144.50	\$168	\$ 144.50	Y	
253225230010	14643 HELIUM ST NW		\$ 1,445.00	\$ 144.50	\$168	\$ 144.50	Y	
253225230011	14629 HELIUM ST NW		\$ 1,445.00	\$ 144.50	\$168	\$ 144.50	Y	11/30/2020
253225230012	14615 HELIUM ST NW		\$ 1,445.00	\$ 144.50	\$168	\$ 144.50	Y	
253225230013	14601 HELIUM ST NW		\$ 1,445.00	\$ 144.50	\$168	\$ 144.50	Y	
253225230014	14670 HELIUM ST NW		\$ 1,445.00	\$ 144.50	\$168	\$ 144.50	Y	
253225230015	14656 HELIUM ST NW		\$ 1,445.00	\$ 144.50	\$168	\$ -	N	8/23/2019
253225230016	14642 HELIUM ST NW		\$ 1,445.00	\$ 144.50	\$168	\$ 144.50	Y	
253225230017	14628 HELIUM ST NW		\$ 1,445.00	\$ 144.50	\$168	\$ 144.50	Y	
253225230018	14614 HELIUM ST NW		\$ 1,445.00	\$ 144.50	\$168	\$ 144.50	Y	
253225230019	14600 HELIUM ST NW		\$ 1,445.00	\$ 144.50	\$168	\$ 144.50	Y	
253225230030	5581 146TH AVE NW		\$ 1,445.00	\$ 144.50	\$168	\$ 144.50	Y	
253225230031	5571 146TH AVE NW		\$ 1,445.00	\$ 144.50	\$168	\$ 144.50	Y	
253225230054	5560 146TH AVE NW		\$ 1,445.00	\$ 144.50	\$168	\$ 144.50	Y	
263225110019	14714 HELIUM ST NW		\$ 1,445.00	\$ 144.50	\$168	\$ 144.50	Y	
263225110020	14700 HELIUM ST NW	3316 Northdale Blvd CR 5544	\$ 1,445.00	\$ 144.50	\$168	\$ 144.50	Y	
263225130021	14602 KRYPTON ST NW		\$ 1,445.00	\$ 144.50	\$168	\$ 144.50	Y	
263225130022	14588 KRYPTON ST NW		\$ 1,445.00	\$ 144.50	\$168	\$ 144.50	Y	
263225130023	14574 KRYPTON ST NW		\$ 1,445.00	\$ 144.50	\$168	\$ 144.50	Y	
263225130024	14560 KRYPTON ST NW		\$ 1,445.00	\$ 144.50	\$168	\$ 144.50	Y	
263225130025	14546 KRYPTON ST NW		\$ 1,445.00	\$ 144.50	\$168	\$ 144.50	Y	
263225130026	14532 KRYPTON ST NW		\$ 1,445.00	\$ 144.50	\$168	\$ 144.50	Y	
263225130027	14531 KRYPTON ST NW		\$ 1,445.00	\$ 144.50	\$168	\$ 144.50	Y	
263225130028	14545 KRYPTON ST NW		\$ 1,445.00	\$ 144.50	\$168	\$ 144.50	Y	
263225130029	14559 KRYPTON ST NW		\$ 1,445.00	\$ 144.50	\$168	\$ 144.50	Y	
263225130030	14573 KRYPTON ST NW		\$ 1,445.00	\$ 144.50	\$168	\$ 144.50	Y	

263225130031	14587 KRYPTON ST NW	\$ 1,445.00	\$ 144.50	\$168	\$ 144.50	Y
263225140002	14684 HELIUM ST NW	\$ 1,445.00	\$ 144.50	\$168	\$ 144.50	Y
263225140003	14671 KRYPTON ST NW	\$ 1,445.00	\$ 144.50	\$168	\$ 144.50	Y
263225140004	14685 KRYPTON ST NW	\$ 1,445.00	\$ 144.50	\$168	\$ 144.50	Y
263225140005	14701 KRYPTON ST NW	\$ 1,445.00	\$ 144.50	\$168	\$ 144.50	Y
263225140006	14715 KRYPTON ST NW	\$ 1,445.00	\$ 144.50	\$168	\$ 144.50	Y
263225140007	14729 KRYPTON ST NW	\$ 1,445.00	\$ 144.50	\$168	\$ 144.50	Y
263225140008	14615 KRYPTON ST NW	\$ 1,445.00	\$ 144.50	\$168	\$ 144.50	Y
263225140009	14629 KRYPTON ST NW	\$ 1,445.00	\$ 144.50	\$168	\$ 144.50	Y
263225140010	14643 KRYPTON ST NW	\$ 1,445.00	\$ 144.50	\$168	\$ 144.50	Y
263225140011	14642 KRYPTON ST NW	\$ 1,445.00	\$ 144.50	\$168	\$ 144.50	Y
263225140012	14670 KRYPTON ST NW	\$ 1,445.00	\$ 144.50	\$168	\$ 144.50	Y
263225140013	14684 KRYPTON ST NW	\$ 1,445.00	\$ 144.50	\$168	\$ 144.50	Y
263225140014	14700 KRYPTON ST NW	\$ 1,445.00	\$ 144.50	\$168	\$ 144.50	Y
263225140015	14714 KRYPTON ST NW	\$ 1,445.00	\$ 144.50	\$168	\$ 144.50	Y
263225140016		\$ 1,445.00	\$ 144.50	\$168	\$ -	N/A City
263225140048	5681 146TH AVE NW	\$ 1,445.00	\$ 144.50	\$168	\$ 144.50	Y
263225140049	5671 146TH AVE NW	\$ 1,445.00	\$ 144.50	\$168	\$ 144.50	Y
263225140050	5651 146TH AVE NW	\$ 1,445.00	\$ 144.50	\$168	\$ 144.50	Y
263225140051	5641 146TH AVE NW	\$ 1,445.00	\$ 144.50	\$168	\$ 144.50	Y
263225140052	5631 146TH AVE NW	\$ 1,445.00	\$ 144.50	\$168	\$ 144.50	Y
263225140053	5621 146TH AVE NW	\$ 1,445.00	\$ 144.50	\$168	\$ 144.50	Y
263225140054	5601 146TH AVE NW	\$ 1,445.00	\$ 144.50	\$168	\$ 144.50	Y
263225140066	14601 KRYPTON ST NW	\$ 1,445.00	\$ 144.50	\$168	\$ 144.50	Y
263225140080	5680 146TH AVE NW	\$ 1,445.00	\$ 144.50	\$168	\$ 144.50	Y
263225140081	5670 146TH AVE NW	\$ 1,445.00	\$ 144.50	\$168	\$ 144.50	Y
263225140082	5650 146TH AVE NW	\$ 1,445.00	\$ 144.50	\$168	\$ 144.50	Y
263225140086	5640 146TH AVE NW	\$ 1,445.00	\$ 144.50	\$168	\$ 144.50	Y

Total Eligible

\$ 56,173.47

Meeting Date: 11/09/2021

Information

Title:

Discussion and update of 2022 Budget/Levy

Purpose/Background:

Purpose: To determine a final budget and levy for adoption at the December 14, 2021 City Council meeting.

Background: The preliminary budget and levy was adopted at the regular City Council meeting of September 28, 2021. The preliminary levy adopted was \$15,321,278 or 17.77% increase over the 2021 adopted levy of \$13,009,808. The Pavement Management levy contributed the largest amount - \$1,673,227 of the levy increase, with personnel (existing & requests) contributing most of the remainder of the increase.

At the budget worksession of October 26, 2021 the 2022 Personnel Requests: position reclassifications, increases in hours and new positions in the net total funding amount of \$216,402 was presented and further clarification of requests was provided. A consensus of the city council at the last work session was to keep all current personnel requests in the levy/budget.

No further changes have been made to Personnel Costs as some union contract are still open for negotiation.

As time was limited at the worksession, the 2022 capital equipment requests were not reviewed. Even though these items do not affect the property tax levy, as they are funded by other internal city funds, staff would like to review all requests with council. 2022 Capital requests are attached.

The city contributes funds (not only General Funds) towards several events and memberships. Staff would like to review where funds are spent. A listing of Community Programs is attached. Family Promise and Anoka Ice Arena have also requested funding. These can be explored at the worksession, or placed on a future worksession.

There has been only one change since preliminary adoption of the 2022 levy and that pertains to the debt service levy. Due to the refinancing of the Municipal Center debt, there will be a reduction in the debt levy of \$8,422 due to actual debt service numbers and not estimates. This would bring the 2022 levy to \$15,312,856. The General Fund levy remains at a 5% increase as preliminary adopted and following Council member Heinemann's proposal. Updated Tax Capacity sheet is attached.

Timeframe:

20-30 minutes

Funding Source:

Responsible Party(ies):

Finance Director

Outcome:

Determine a final 2022 property tax levy and 2022 General Fund Budget.

Attachments

[2022 Capital Equipment Requests](#)

[Community Programs](#)

[Tax Capacity](#)

[2022 Proposed General Fund Budget](#)

[2022 Proposed EDA Budget](#)

Form Review

Inbox

Kurt Ulrich

Form Started By: Diana Lund

Final Approval Date: 11/03/2021

Reviewed By

Kurt Ulrich

Date

11/03/2021 03:03 PM

Started On: 10/28/2021 02:15 PM

ITEM #	COST CNTR	DESCRIPTION	ESTIMATED PURCHASE PRICE	USEFUL LIFE	TOTAL OF PURCH PRC	NOTES	OTHER FUND AVAILABLE	OTHER FUND SOURCE	Net 2022 FUNDING REQUIRED
2022 CAPITAL OUTLAY									
Data Processing #192									
6585	192	Replace Universal Power Supply	30,000.00	15	30,000.00	Included in CIP since 2017			30,000.00
6580	192	Replace Building Dept Copier	10,000.00	10	10,000.00	7 years old			10,000.00
6580	192	Replace First Floor Workroom Copier	10,000.00	10	10,000.00	7 years old			10,000.00
6580	192	Replace Second Floor Workroom Copier	10,000.00	10	10,000.00	7 years old			10,000.00
6580	192	NEW Admin Dept Copier	10,000.00	10	10,000.00	Located in Admin Dept			10,000.00
Total Data Processing #192			70,000.00		70,000.00		0.00	0.00	70,000.00
Government Buildings #194									
6580	194	Replace Maintenance Utility Tractor	55,000.00	15	55,000.00	Replace #409 - 2000 Holder Side	10,000.00	TRADE IN	45,000.00
Total Government Buildings #194			55,000.00		55,000.00		10,000.00		45,000.00
POLICE PROTECTION #211									
6550	211	Replace 2017 Ford Explorer	32,000.00	4	32,000.00	Replace 2017 #372 Ford Explorer			32,000.00
6550	211	New Ford Explorer Hybrid	38,000.00	4	38,000.00				38,000.00
Total Police Protection #211			70,000.00		70,000.00		0.00		70,000.00
FIRE #220									
6560	220	Replace Fire Training Room Tables/Chairs	30,000.00	20	30,000.00	Current Chairs are from 2001			30,000.00
6550	220	Refurbish Tanker II	25,000.00	25	25,000.00	Refurbish the tank not replace the truck			25,000.00
6580	220	Replace Extrication Tools R-11	50,000.00	15	50,000.00	Replace 2009 tools			50,000.00
6580	220	Replace Epoxy Flooring Fire Station 1 Apparatus Bay	20,000.00	15	20,000.00	Original flooring from 2001 (In current CIP)		Capital Maint Fund	20,000.00
6580	220	Replace Paint Apparatus Bay	15,000.00	15	15,000.00	From original Construction in 2001 (In Current CIP)		Capital Maint Fund	15,000.00
Total Fire #220			140,000.00		140,000.00		0.00		140,000.00
CIVIL DEFENSE #250									
6580	250	Replace 2 emergency sirens	30,000.00	15	30,000.00	Currently 17 sirens installed between 2003 and 2008			30,000.00
Total Civil Defense #250			30,000.00		30,000.00		0.00		30,000.00
PUBLIC WORKS #311									
6540	311	Replace Tandem Axle Plow Truck	280,800.00	15	280,800.00	Replace #668-2007 Sterling	15,000.00	TRADE IN	265,800.00
Total Public Works #311			280,800.00		280,800.00		15,000.00		265,800.00
PARK & RECREATION #452									
6580	452	Replace Line Striper	19,000.00	12	19,000.00	Replace 2008 Toro Line Striper			19,000.00
Total Park & Recreation #452			19,000.00		19,000.00		0.00		19,000.00
TOTAL GENERAL FUND - 2022			664,800.00		664,800.00		25,000.00		639,800.00

Funding Sources:	
Fleet Vehicle Fund	23,800.00
Capital Maintenance Funded	35,000.00
Landfill Fund	63,000.00
Equipment Fund	518,000.00
Total	639,800.00

ENTERPRISE FUNDED								
6540	9605	NEW Bobcat Mini Excavator	112,321.00	20	112,321.00	Used for Stormwater Maintenance		112,321.00
6580	9605	New Dura Base Composite Mats	13,206.00	15	13,206.00	Used on Mini Excavator		13,206.00
TOTAL ENTERPRISE FUNDS - 2022			125,527.00		125,527.00		0.00	125,527.00

5% General Fund Levy Increase (CM Heineman's Proposal) With 15% road levy (CM Heinemans Proposal)

Preliminary Levy with County TNT #'s & TIF add back

County TNT#'s &TIF 8 add back (\$350,000) = 10.0% increase

	Certified	Fiscal Disp	Local Levy	County #'s Taxable Value	Estimated Tax Capacity
General	11,712,590 *	1,778,989	9,933,601	31,401,889	31.634%
Road Levy	1,673,227 **		1,673,227	31,401,889	5.328%
EDA	75,360 ***	10,015	65,345	31,401,889	0.208%
Bonds	1,860,101 ****	247,209	1,612,892	31,401,889	5.136%
Total Levy	15,321,278 *****	2,036,213	13,285,065		42.307%

* Levy increase of 5.00% over 2021 adopted - \$557,742 increase

***** Total Levy increase of 17.77% over 2021 adopted -\$2,311,471 increase

** Road Levy ='s 15% over 2021 General Fund levy of \$11,154,848

**EDA Levy constant with 2021 adopted

***Muni Debt reduced by \$300,000 to debt service fund balance - 2022 Only (would add approx .85% to tax cap rate)

5% General Fund Levy Increase (CM Heineman's Proposal) With 15% road levy (CM Heinemans Proposal)

Use for Preliminary Levy 9-28-21

County #'s &TIF 8 add back (\$350,000) = 9.6% increase

	Certified	Fiscal Disp	Local Levy	County #'s Taxable Value	Estimated Tax Capacity
General	11,712,590 *	1,747,636	9,964,954	30,936,731	32.211%
Road Levy	1,673,227 **		1,673,227	30,936,731	5.409%
EDA	75,360 ***	11,236	64,124	30,936,731	0.207%
Bonds	1,860,101 ****	277,341	1,582,760	30,936,731	5.116%
Total Levy	15,321,278 *****	2,036,213	13,285,065		42.943%

* Levy increase of 5.00% over 2021 adopted - \$557,742 increase

***** Total Levy increase of 17.77% over 2021 adopted -\$2,311,471 increase

** Road Levy ='s 15% over 2021 General Fund levy of \$11,154,848

**EDA Levy constant with 2021 adopted

***Muni Debt reduced by \$300,000 to debt service fund balance - 2022 Only (would add approx .85% to tax cap rate)

2021 Adopted

5.31%

	Certified	Fiscal Disp	Local Levy	County #'s Taxable Value	Estimated Tax Capacity
General	11,154,848 *	1,655,238	9,499,610	28,227,332	33.654%
EDA	75,360 **	11,182	64,178	28,227,332	0.228%
Bonds	1,779,600 ***	264,070	1,515,530	28,227,332	5.369%
Total Levy	13,009,808	1,930,490	11,079,318		39.251%

* Levy increase of 4.53% over 2020 adopted

**EDA Levy reduced by \$13,000 per EDA 8/13/20

***Muni Debt reduced by \$362,300 to debt service fund balance, \$2M internal loan for PW Campus, & Fund Balance from CARES Fund Balance

***Fire Station Debt Reduced by \$93,000 from closed debt service fund in 2019

2020 Final adoption 50% of Road Debt Funded via PIR Fund amended with TIF 14 Correction

7.86% Increase

	Certified	Fiscal Disp	Local Levy	County #'s Taxable Value	Estimated Tax Capacity
General	10,670,932	1,618,371	9,052,561	26,803,568	33.774%
EDA	91,413	13,865	77,548	26,803,568	0.289%
Bonds	1,746,887	264,936	1,481,951	26,803,568	5.529%
Total Levy	12,509,232	1,897,172	10,612,060		39.592%
PIR Funded	241,263				

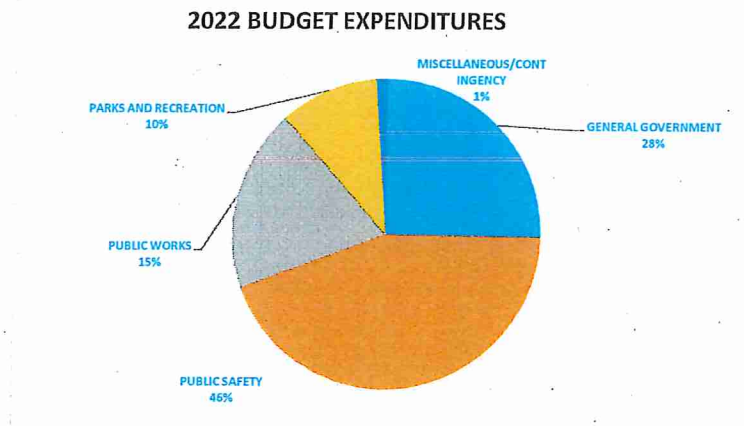
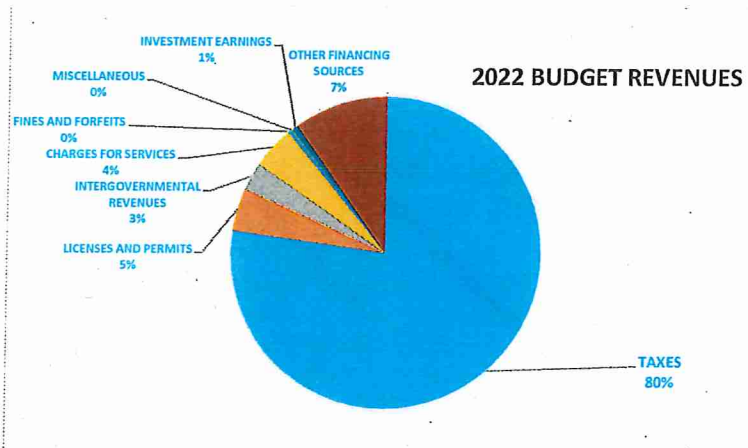
GENERAL FUND 101 - BUDGET SUMMARY

REVENUES

	-2018 Actual-	-2019 Actual-	-2020 Actual-	-2021 Adopted-	-2022 Requested-
TAXES	9,361,993	9,902,004	10,577,806	11,109,848	11,655,590
LICENSES AND PERMITS	1,031,944	901,222	850,504	629,800	688,900
INTERGOVERNMENTAL REVENUES	418,106	442,366	2,497,148	433,800	474,300
CHARGES FOR SERVICES	815,127	790,112	731,187	621,500	589,300
FINES AND FORFEITS	46,651	49,479	34,735	45,500	45,000
MISCELLANEOUS	21,873	16,637	12,861	20,700	15,750
INVESTMENT EARNINGS	104,401	174,930	185,750	100,000	50,000
OTHER FINANCING SOURCES	936,450	953,354	766,049	1,422,200	1,024,800
TOTAL REVENUES	12,736,544	13,230,103	15,656,038	14,383,348	14,543,640

EXPENDITURES

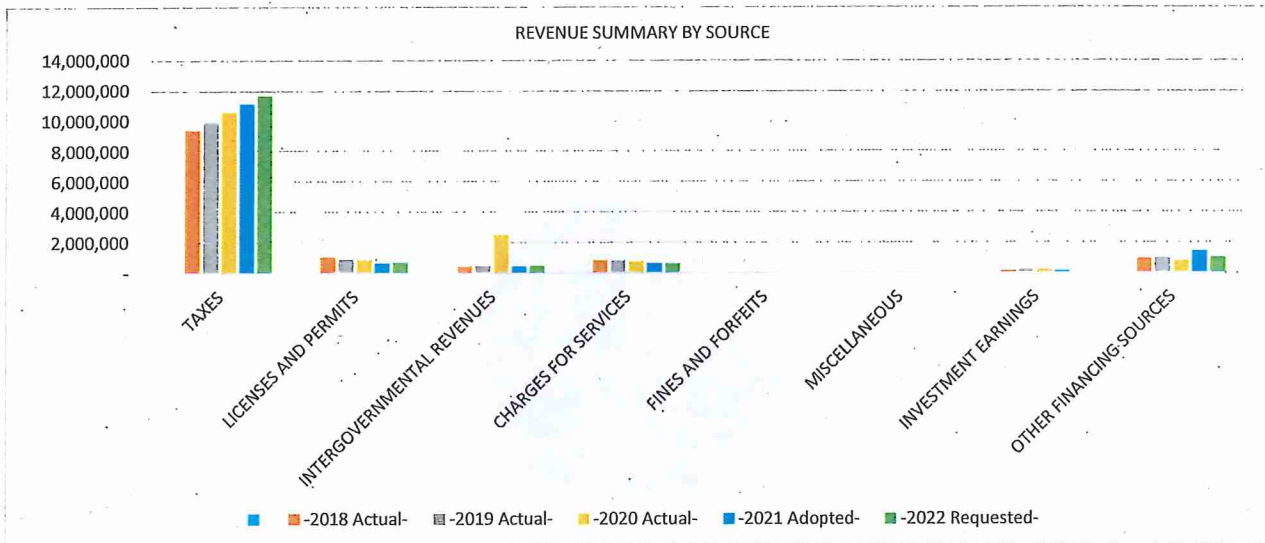
	-2018 Actual-	-2019 Actual-	-2020 Actual-	-2021 Adopted-	-2022 Requested-
GENERAL GOVERNMENT	3,291,647	3,468,059	3,390,435	3,629,946	4,028,041
PUBLIC SAFETY	5,103,105	5,511,745	6,112,194	6,350,740	6,670,902
PUBLIC WORKS	2,005,042	2,047,054	2,009,196	2,740,999	2,229,499
PARKS AND RECREATION	1,302,547	1,303,410	1,418,871	1,481,290	1,483,825
MISCELLANEOUS/CONTINGENCY	705,685	637,670	1,875,063	180,373	131,373
TOTAL EXPENDITURES	12,408,025	12,967,938	14,805,758	14,383,348	14,543,640



GENERAL FUND 101 - REVENUE SUMMARY	-2018 Actual-	-2019 Actual-	-2020 Actual-	-2021 Adopted-	-2022 Requested-
TAXES	9,361,993	9,902,004	10,577,806	11,109,848	11,655,590
LICENSES AND PERMITS	1,031,944	901,222	850,504	629,800	688,900
INTERGOVERNMENTAL REVENUES	418,106	442,366	2,497,148	433,800	474,300
CHARGES FOR SERVICES	815,127	790,112	731,187	621,500	589,300
FINES AND FORFEITS	46,651	49,479	34,735	45,500	45,000
MISCELLANEOUS	21,873	16,637	12,861	20,700	15,750
INVESTMENT EARNINGS	104,401	174,930	185,750	100,000	50,000
OTHER FINANCING SOURCES	936,450	953,354	766,049	1,422,200	1,024,800
TOTAL REVENUES	12,736,544	13,230,103	15,656,038	14,383,348	14,543,640

HISTORICAL LEVY AMOUNTS

2018 LEVY	\$ 9,395,242	8.36%
2019 LEVY	\$ 9,972,432	6.14%
2020 LEVY	\$ 10,670,932	7.00%
2021 LEVY	\$ 11,154,848	4.53%
2022 LEVY	\$ 11,712,590	5.00%



GENERAL FUND 101 - REVENUE BY SOURCE		-2018 Actual-	-2019 Actual-	-2020 Actual-	-2021 Adopted-	-2022 Requested-
TAXES						
4011	CURRENT-AD VALOREM TAXES	7,821,806	8,383,643	8,929,345	9,656,848	10,212,590
401A	CURRENT-UNCOLLECTED ALLOWANCE		-	-	(100,000)	(100,000)
4012	DELINQUENT-AD VALOREM TAXES	57,625	37,958	39,951	50,000	40,000
4014	FISCAL DISPARITIES	1,472,625	1,477,121	1,607,454	1,498,000	1,500,000
4015	EXCESS TAX INCREMENTS	16	179	-	-	-
4018	PENALTY/INT-AD VALOREM TAXES	9,921	3,104	1,056	5,000	3,000
TAXES Total		9,361,993	9,902,004	10,577,806	11,109,848	11,655,590

LICENSES AND PERMITS

- BUSINESS LICENSES/PERMITS

4140	CREDIT CARD PROCESSING FEES	(11,494)	(5,960)	(2,032)	(5,000)	(4,000)
4155	LIQUOR-ON SALE	55,500	48,740	49,348	50,000	50,000
4156	LIQUOR-OFF SALE	740	-	-	1,000	-
4159	MECHANICAL LICENSE	12,200	14,300	13,550	12,000	12,000
4163	PAWNSHOP LICENSE	5,891	9,868	4,250	4,000	4,000
4164	CIGARETTE SALES LICENSE	550	3,050	3,050	2,500	3,000
4165	REFUSE HAULERS LICENSE	200	450	350	400	400
4166	MOTOR VEHICLES LICENSE	-	-	-	-	-
4168	PEDDLERS LICENSE	2,535	2,820	1,910	2,000	4,000
4169	GASOLINE SALES LICENSE	-	-	-	-	-
4170	OTHER BUSINESS LICENSES & PERM	1,125	2,180	2,080	2,000	2,000
4171	INVESTIGATIVE FEES	414	3,451	1,906	1,000	2,000

- NON-BUSINESS LICENSES/PERMITS

4205	BUILDING PERMIT	626,166	577,644	522,922	350,000	400,000
4206	PLUMBING PERMIT	64,517	46,218	39,175	40,000	40,000
4207	ANIMAL LICENSE	2,590	1,250	1,110	1,200	-
4208	HEATING PERMIT	96,141	53,963	62,471	40,000	50,000
4209	CONDITIONAL USE PERMIT	3,006	8,750	6,864	6,000	8,000
4211	SIGN PERMITS	2,101	2,625	2,155	2,500	2,500
4212	RENTAL LICENSE	6,275	1,525	10,700	3,000	3,000
4213	FIRE PERMIT	10,160	8,386	10,963	11,000	10,000
4214	ELECTRICAL INSPECTION PERMIT	100,338	92,148	85,140	60,000	70,000
4220	SEPTIC SYSTEM PERMIT	32,409	21,159	22,920	30,000	20,000
4221	URBAN SEWER PERMIT	8,855	2,850	4,408	7,500	5,000
4222	URBAN WATER PERMIT	8,855	3,525	5,138	7,500	5,000
4230	OTHER NON-BUSINESS LIC & PERM	2,870	2,280	2,125	1,200	2,000

LICENSES AND PERMITS Total		1,031,944	901,222	850,504	629,800	688,900
-----------------------------------	--	------------------	----------------	----------------	----------------	----------------

INTERGOVERNMENTAL REVENUES

- FEDERAL INTERGOVERNMENTAL

4253	FEDERAL EXCISE TAX REFUND	8,409	8,863	9,432	8,500	9,000
4252	FEDERAL GRANTS	-	-	-	-	-

- STATE INTERGOVERNMENTAL

4255	FEDERAL CARES ACT	-	-	2,050,863	-	-
4263	MARKET VALUE HOMESTEAD CREDIT	2,902	2,689	2,834	-	-
4268	MSA FOR STREETS	140,000	150,000	150,000	180,000	200,000
4269	POLICE - INSURANCE PREMIUM TAX	207,352	228,225	241,001	220,000	230,000
4271	POST BOARD REIMBURSEMENT	22,968	23,860	24,464	15,000	20,000
4272	STATE EXCISE TAX REFUND	337	364	522	300	300
4273	OTHER STATE GRANTS & AIDS	36,139	28,365	17,282	10,000	15,000

- LOCAL INTERGOVERNMENTAL

4287	OTHER LOCAL GOVERNMENT GRANTS	-	-	750	-	-
------	-------------------------------	---	---	-----	---	---

INTERGOVERNMENTAL REVENUES Total		418,106	442,366	2,497,148	433,800	474,300
---	--	----------------	----------------	------------------	----------------	----------------

CHARGES FOR SERVICES						
4304	RENTAL FEES - REAL PROPERTY	149,819	153,799	155,808	118,000	130,000
4305	RENTAL FEES	9,739	11,042	4,804	12,000	12,000
4306	ZONING & SUBDIVISION FEES	3,739	2,082	1,130	3,000	1,000
4307	PLAN CHECKING FEES	296,301	241,565	184,169	160,000	198,000
4308	SALES OF MAPS & PUBLICATIONS	499	358	73	500	100
4309	ASSESSMENT SEARCHES	840	630	90	-	200
4312	GENERAL GOVERNMENT STAFF TIME	33,889	39,694	41,045	25,000	25,000
4326	SPECIAL POLICE SERVICES	16,645	21,082	3,325	15,000	5,000
4327	SPECIAL FIRE PROTECTION SERVIC	55,953	86,157	72,414	60,000	-
4328	ACCIDENT REPORTS	1,657	1,373	1,114	2,000	1,000
4329	OPEN BURN PERMIT FEES	675	975	750	1,000	1,000
4330	OTHER PUBLIC SAFETY	6,995	4,935	2,400	5,000	3,000
4337	ENGINEERING	214,693	200,453	243,514	200,000	200,000
4338	PLAN & SPECIFICATION FEES	-	-	570	-	-
4339	OTHER PUBLIC WORKS	14,862	13,460	15,647	12,000	8,000
4347	OTHER CULTURE-RECREATION	8,821	12,507	4,334	8,000	5,000
CHARGES FOR SERVICES Total		815,127	790,112	731,187	621,500	589,300
FINES AND FORFEITS						
4452	COURT FINES	44,569	45,404	32,505	45,000	40,000
4453	OTHER FINES & FORFEITS	33	405	291	-	-
4454	ADMINISTRATIVE FINES	2,049	3,669	1,940	500	5,000
FINES AND FORFEITS Total		46,651	49,479	34,735	45,500	45,000
MISCELLANEOUS						
4604	SURCHARGES	689	690	608	700	700
4605	ELECTION FILING FEES	55	20	50	-	50
4609	OTHER MISCELLANEOUS REVENUES	21,129	15,927	12,202	20,000	15,000
4608	CONTRIBUTIONS & DONATIONS	-	-	-	-	-
MISCELLANEOUS Total		21,873	16,637	12,861	20,700	15,750
INVESTMENT EARNINGS						
4701	INTEREST ON INVESTMENTS	104,401	174,930	185,750	100,000	50,000
INVESTMENT EARNINGS Total		104,401	174,930	185,750	100,000	50,000
OTHER FINANCING SOURCES						
TRANSFERS IN						
4901	TRANSFER IN FROM OTHER FUNDS	936,450	953,354	766,049	1,422,200	1,024,800
OTHER FINANCING SOURCES Total		936,450	953,354	766,049	1,422,200	1,024,800
TOTAL REVENUE		12,736,544	13,230,103	15,656,038	14,383,348	14,543,640

GENERAL FUND 101 - LINE ITEM DETAIL

-2018 Actual-

-2019 Actual-

-2020 Actual-

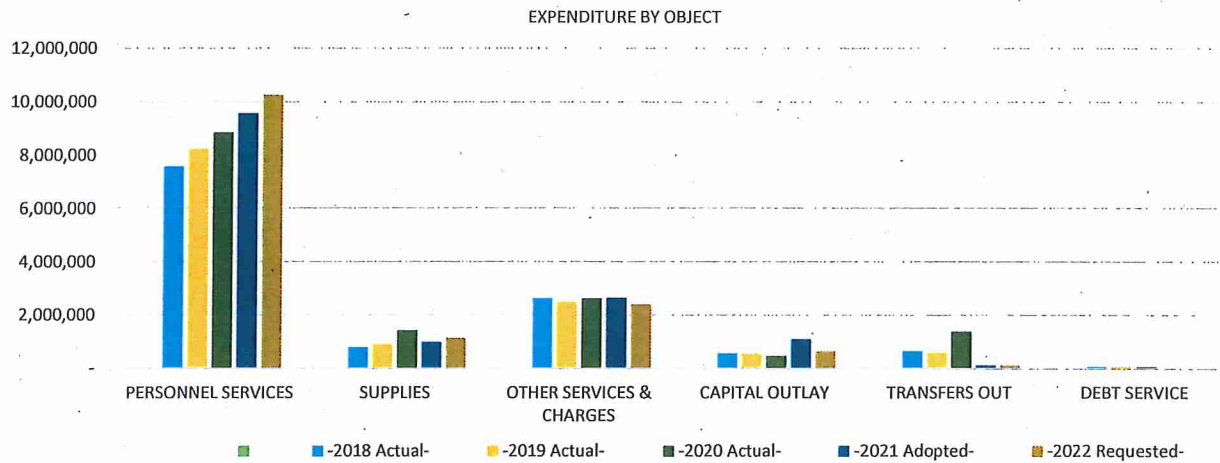
-2021 Adopted-

-2022 Requested-

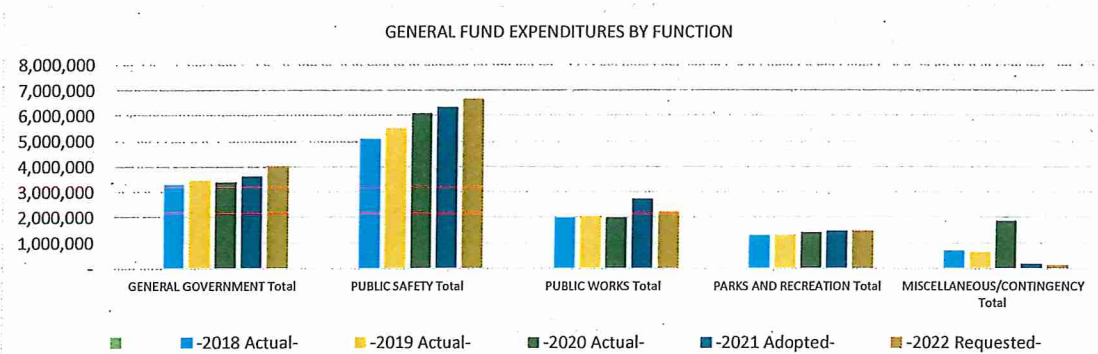
4901 Other Finance Sources

Water Fund Administrative Transfer	41,000	43,000	45,000	47,000	49,000
Sewer Fund Administrative Transfer	35,000	37,000	39,000	41,000	43,000
St. Lighting Fund Administrative Transfer	20,000	21,000	22,000	23,000	25,000
Recycling Fund Administrative Transfer	11,500	-	-	-	-
Storm Water Utility Fund Administrative Transfer	30,000	32,000	34,000	36,000	38,000
Facility Fund	-	-	-	-	20,000
Landfill Fund	-	-	-	1,000,000	63,000
Capital Maintenance Fund - For Trail Maintenance	-	50,000	60,000	60,000	60,000
Capital Maintenance Fund - For Capital Improvements	-	-	-	-	35,000
Insurance Fund	22,588	-	-	-	-
Fleet Vehicle Fnd	-	87,000	-	-	23,800
PIR Fund-Street Maintenance	100,000	125,000	125,000	125,000	150,000
Equipment Revolving Fund	676,362	558,354	441,049	143,200	518,000
	<u>936,450</u>	<u>953,354</u>	<u>766,049</u>	<u>1,475,200</u>	<u>1,024,800</u>

EXPENDITURE BY OBJECT SUMMARY	-2018 Actual-	-2019 Actual-	-2020 Actual-	-2021 Adopted-	-2022 Requested-
PERSONNEL SERVICES	7,570,878	8,240,485	8,859,253	9,566,381	10,261,237
SUPPLIES	789,128	913,056	1,413,878	981,228	1,136,500
OTHER SERVICES & CHARGES	2,632,664	2,502,520	2,626,465	2,639,166	2,399,730
CAPITAL OUTLAY	565,955	549,084	467,070	1,090,200	639,800
TRANSFERS OUT	643,832	575,817	1,376,215	106,373	106,373
DEBT SERVICE	61,853	61,853	61,853	-	-
TOTAL EXPENDITURE BY OBJECT	12,264,311	12,842,815	14,804,733	14,383,348	14,543,640



EXPENDITURE BY OBJECT RECAP ALL SUB-FUNCTIONS		-2018 Actual-	-2019 Actual-	-2020 Actual-	-2021 Adopted-	-2022 Requested-
GENERAL GOVERNMENT						
0111	MAYOR AND COUNCIL	125,890	118,969	104,534	108,872	98,578
0114	CHARTER/PLAN/HORSE COMMISSIONS	4,141	3,642	3,213	4,483	4,486
0130	ADMINISTRATION	861,767	812,003	795,368	858,631	901,971
0141	ELECTIONS	59,959	22,103	53,763	19,845	55,523
0153	FINANCE	350,532	367,590	379,167	393,205	384,935
0155	ASSESSING	140,246	143,667	147,722	150,500	150,000
0161	LEGAL	121,965	152,821	124,533	133,600	126,600
0191	PLANNING & ZONING	583,331	681,120	653,382	747,219	763,831
0192	DATA PROCESSING	505,957	623,164	582,467	604,570	836,584
0194	GENERAL GOVERNMENT BUILDINGS	483,815	494,094	501,162	554,662	652,216
0195	NEWSLETTER	54,043	48,885	45,123	54,359	53,317
GENERAL GOVERNMENT Total		3,291,647	3,468,059	3,390,435	3,629,946	4,028,041
PUBLIC SAFETY						
0211	POLICE PROTECTION	3,502,113	3,794,498	4,122,916	4,441,253	4,790,883
0220	FIRE PROTECTION	999,255	1,024,125	1,384,635	1,299,675	1,225,790
0240	PROTECTIVE INSPECTIONS	450,223	600,831	519,585	460,744	495,512
0250	CIVIL DEFENSE	11,627	15,164	2,288	13,350	43,350
0260	TRAFFIC ENGINEERING	124,516	59,904	68,686	117,193	97,442
0270	ANIMAL CONTROL	4,381	4,336	993	4,750	3,250
0280	COMMUNITY ORIENTING POLICING	10,990	12,888	13,092	13,775	14,675
PUBLIC SAFETY Total		5,103,105	5,511,745	6,112,194	6,350,740	6,670,902
PUBLIC WORKS						
0301	ENGINEERING	229,140	379,804	383,947	433,803	487,638
0311	STREET MAINTENANCE	1,474,670	1,306,948	1,336,038	1,992,847	1,399,064
0312	SNOW & ICE REMOVAL	301,233	360,301	289,211	314,349	342,797
PUBLIC WORKS Total		2,005,042	2,047,054	2,009,196	2,740,999	2,229,499
PARKS AND RECREATION						
0452	PARK & RECREATION	1,292,547	1,283,410	1,418,871	1,481,290	1,483,825
0455	COMMUNITY PROGRAMS	10,000	20,000	-	-	-
0461	ENVIRONMENTAL SERVICES	-	-	-	-	-
PARKS AND RECREATION Total		1,302,547	1,303,410	1,418,871	1,481,290	1,483,825
MISCELLANEOUS/CONTINGENCY						
0892	EXPENDITURE RESERVE	705,685	637,670	1,875,063	180,373	131,373
MISCELLANEOUS/CONTINGENCY Total		705,685	637,670	1,875,063	180,373	131,373
TOTAL EXPENDITURES & OTHER FINANCING		12,408,025	12,967,938	14,805,758	14,383,348	14,543,640



EXPENDITURE BY OBJECT RECAP ALL SUB-FUNCTIONS		-2018 Actual-	-2019 Actual-	-2020 Actual-	-2021 Adopted-	-2022 Requested-
PERSONNEL SERVICES						
WAGES AND SALARIES						
6102	F.T. REGULAR-WAGES & SALARIES	5,118,209	5,513,787	5,908,446	6,289,802	6,858,133
6103	FULL TIME-REGULAR-OVERTIME	123,989	146,188	148,960	109,000	127,700
6104	PART TIME-WAGES & SALARIES	462,116	496,943	539,851	642,109	596,408
6105	TEMPORARY-WAGES & SALARIES	154,422	149,284	167,447	261,674	207,967
6106	OVERTIME-TEMPORARY	1,404	926	259	-	-
6107	OVERTIME-PART TIME	-	1,905	1,408	-	-
WAGES AND SALARIES		5,860,140	6,309,033	6,766,371	7,302,585	7,790,208
OTHER GROSS EARNINGS						
6108	SEVERANCE PAY	33,314	45,355	-	-	-
OTHER GROSS EARNINGS		33,314	45,355	-	-	-
EMPLOYER CONTRIBUTIONS						
6121	PERA CONTRIBUTIONS	607,458	678,558	754,905	806,715	874,133
6122	FICA/MEDICARE CONTRIBUTIONS	293,341	315,349	327,544	381,207	405,969
6123	ICMA RETIREMENT TRUST	2,000	2,000	2,000	2,000	2,000
6131	GROUP INSURANCE	594,449	683,256	764,786	832,466	889,527
6132	DISABILITY INSURANCE	1,284	1,313	1,313	1,300	1,300
6133	WORKERS COMP INSURANCE PREMIUM	178,892	205,620	242,334	240,108	298,100
EMPLOYER CONTRIBUTIONS		1,677,424	1,886,097	2,092,882	2,263,796	2,471,029
PERSONNEL SERVICES Total		7,570,878	8,240,485	8,859,253	9,566,381	10,261,237
SUPPLIES						
OFFICE SUPPLIES						
6203	DUPLICATING SUPPLY & COPY PAPER	3,596	2,174	4,725	4,000	4,500
6204	STATIONERY, ENVELOPES & FORMS	4,764	4,725	4,784	6,200	6,500
6205	DRAFTING SUPPLIES	-	-	-	200	-
6206	FILM, MICROFILM, TAPES, DISKS	1,150	1,983	837	1,400	1,900
6207	TRAINING SUPPLIES	1,951	2,565	3,609	3,400	3,550
6208	MISCELLANEOUS OFFICE SUPPLIES	15,723	12,357	9,440	16,150	13,300
OFFICE SUPPLIES		27,184	23,804	23,395	31,350	29,750
OPERATING SUPPLIES						
6221	CLEANING SUPPLIES	1,946	1,503	1,391	3,000	3,000
6223	GASOLINE	108,942	105,124	98,273	109,900	112,500
6225	DIESEL FUEL	44,225	57,591	39,882	52,000	54,000
6227	LUBRICANTS & ADDITIVES	4,011	6,247	4,486	5,100	5,600
6229	SHOP MATERIALS	4,008	2,537	4,149	5,200	4,700
6231	UNIFORMS & TURN-OUT GEAR	56,745	63,103	104,570	81,500	111,750
6233	BATTERIES	1,105	1,071	652	2,500	2,000
6235	AMMUNITION	7,135	9,386	15,970	8,500	12,000
6237	CRIME SCENE KIT MATERIALS	894	669	368	1,000	1,000
6239	FIRST AID SUPPLIES	17,964	2,560	12,345	6,000	10,300
6241	COMMUNITY POLICING SUPPLIES	4,880	7,750	10,310	7,000	9,000
6247	HAPPY DAYS SUPPLIES	11,750	12,000	-	7,000	7,000
6249	MISCELLANEOUS OPERATING SUPPLY	114,828	113,972	118,336	121,250	132,200
6246	MARKETING	1,391	1,210	-	3,000	3,000
OPERATING SUPPLIES		379,822	384,725	410,732	412,950	468,050
REPAIR AND MAINTENANCE SUPPLIES						
6251	BATTERIES	2,051	812	678	3,000	3,000
6253	BRAKES	2,281	2,342	3,421	3,000	3,000
6255	TIRES	6,427	7,271	7,458	7,500	8,000
6257	OTHER VEHICLE PARTS	99,426	98,407	122,447	106,000	114,000
6259	BUILDING MAINT/REPAIR SUPPLIES	3,852	14,227	4,028	21,000	42,500
6261	SAND & GRAVEL	2,355	4,726	2,907	4,000	4,000
6263	SALT	72,544	97,334	92,362	78,528	112,000
6265	ASPHALT	53,060	107,676	120,283	116,000	129,000
6266	SCBA-PARTS	2,292	4,843	4,679	6,000	6,000
6267	OTHER STREET MAINTENANCE SUPPL	4,279	7,353	4,798	5,700	5,800
6269	LANDSCAPE MATERIALS	28,460	24,972	18,304	29,500	32,500
6271	SIGN REPAIR MATERIALS	-	121	382	2,000	2,000
6275	OTHER EQUIPMENT PARTS	4,362	6,158	662	6,100	6,100
6268	IRRIGATION SUPPLIES	15,111	9,317	13,000	15,000	15,000
REPAIR AND MAINTENANCE SUPPLIES		296,500	385,559	395,411	403,328	482,900
SMALL TOOLS AND MINOR EQUIPMENT						
6282	EMERGENCY SUPPLIES - COVID	-	-	436,995	-	-
6281	SMALL TOOLS & MINOR EQUIPMENT	85,622	118,464	147,294	133,400	155,600
SMALL TOOLS AND MINOR EQUIPMENT		85,622	118,464	584,290	133,400	155,600
MERCHANDISE FOR RESALE						
6291	CULVERTS, SIGNS, STREET SUPPLY	-	505	50	200	200

MERCHANDISE FOR RESALE	-	505	50	200	200
SUPPLIES Total	789,128	913,056	1,413,878	981,228	1,136,500
OTHER SERVICES & CHARGES					
PROFESSIONAL SERVICES					
6302	AUDITING & ACCOUNTING SERVICES	34,235	36,580	36,455	39,000
6304	LEGAL FEES	120,873	151,343	123,305	125,000
6305	MEDICAL/PSYCHOLOGICAL FEES	9,391	6,425	-	-
6306	PERSONNEL TESTING & RECRUITMT	1,598	800	14,042	16,050
6315	MISCELLANEOUS PROFESSIONAL SER	435,732	422,044	392,060	258,500
PROFESSIONAL SERVICES		601,829	617,192	565,862	438,550
COMMUNICATION					
6321	TELEPHONE	18,190	17,842	15,787	16,900
6322	POSTAGE	18,564	17,517	16,852	22,355
6323	CELLULAR PHONES	34,945	33,701	35,590	47,150
6325	LONG DISTANCE CHARGES	-	-	-	-
COMMUNICATION		71,699	69,060	68,229	86,405
EMPLOYEE REIMBURSEMENTS					
6331	TRAVEL & LODGING	8,060	11,972	3,012	13,300
6334	MILEAGE REIMBURSEMENT	2	639	170	950
6335	TRAINING	76,282	91,174	71,345	107,750
EMPLOYEE REIMBURSEMENTS		84,344	103,785	74,528	122,000
ADVERTISING AND PUBLISHING					
6352	GENERAL NOTICE & PUBLIC INFOR	40,224	34,969	30,311	36,500
6353	ORDINANCE PUBLICATION	941	876	2,575	2,000
6354	HELP WANTED ADVERTISEMENTS	3,850	2,305	1,905	2,500
ADVERTISING AND PUBLISHING		45,015	38,150	34,790	41,000
INSURANCE					
6361	GENERAL LIABILITY/PROPERTY INS	127,215	145,692	154,021	189,510
INSURANCE		127,215	145,692	154,021	189,510
UTILITIES					
6371	ELECTRIC UTILITIES	161,824	153,221	158,084	193,200
6372	WATER/IRRIGATION	19,775	15,205	22,127	23,000
6373	GAS	44,072	45,139	33,540	66,000
6374	REFUSE/RECYCLING	12,728	12,945	12,803	13,400
UTILITIES		238,398	226,511	226,554	295,600
REPAIRS AND MAINTENANCE - LABOR					
6381	BUILDING & STRUCTURE REPAIR	33,741	19,827	27,600	28,200
6382	MACHINERY & EQUIPMENT REPAIR	43,700	33,424	28,075	50,500
6383	OFFICE EQUIPMENT REPAIR	-	-	-	-
6386	BRAKE REPAIR	-	-	-	-
6387	TIRE MOUNTING & BALANCING	278	160	300	400
6388	OTHER VEHICLE REPAIR	71,178	102,635	72,106	78,500
6389	TOWING SERVICES	3,224	1,623	2,037	3,000
REPAIRS AND MAINTENANCE - LABOR		152,122	157,669	130,118	160,600
REPAIRS AND MAINTENANCE - CONTRACTS					
6404	MACHINERY & EQUIPMENT	1,221	1,332	1,332	1,500
6405	OFFICE & DATA PROCESSING EQUIP	336,747	344,102	366,660	379,328
REPAIRS AND MAINTENANCE - CONTRACTS		337,968	345,433	367,991	380,828
RENTALS					
6413	OFFICE EQUIPMENT RENTAL	5,966	4,837	5,995	6,000
6415	OTHER EQUIPMENT RENTAL	93,483	119,147	36,671	54,125
6416	MACHINERY RENTAL	-	275	-	300
6417	UNIFORM RENTAL	1,530	1,948	1,710	800
RENTALS		100,979	126,208	44,376	61,225
DUES, SUBSCRIPTIONS, AND REGISTRATION FEES					
6451	MEMBERSHIP DUES	56,703	58,318	48,325	49,812
6452	SUBSCRIPTIONS	799	2,238	1,321	1,900
DUES, SUBSCRIPTIONS, AND REGISTRATION FEES		57,502	60,556	49,647	51,712
BOOKS AND PAMPHLETS					
6471	BOOKS & PAMPHLETS	3,055	862	2,331	3,300
BOOKS AND PAMPHLETS		3,055	862	2,331	3,300
CONTRACTED SERVICES					
6488	STREET MAINTENANCE CONTRACT	467,265	237,483	500,000	200,000
6489	OTHER CONTRACTED SERVICES	345,273	373,918	408,019	369,000
CONTRACTED SERVICES		812,538	611,401	908,019	569,000
OTHER SERVICES & CHARGES Total		2,632,664	2,502,520	2,626,465	2,639,166

CAPITAL OUTLAY

CAPITAL OUTLAY

6520	BUILDINGS	-	-	-	-
6540	HEAVY MACHINERY	220,423	185,980	42,861	265,800

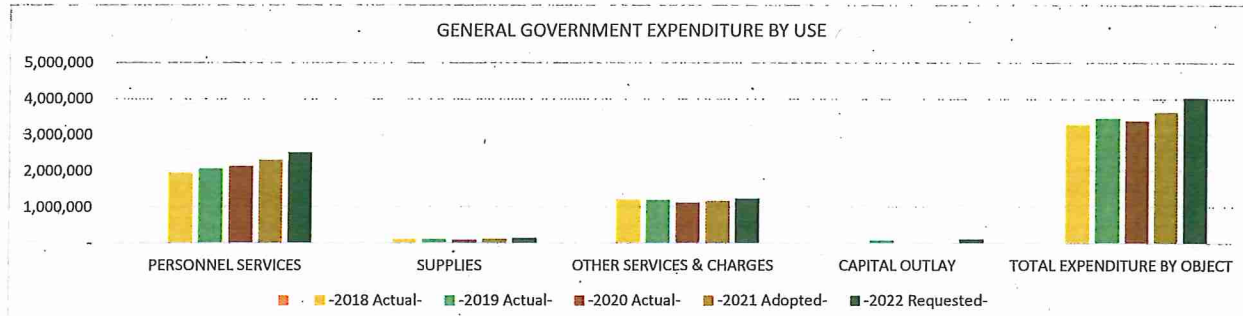
6550	MOTOR VEHICLES	98,487	145,289	351,094	399,000	115,000
6580	OTHER EQUIPMENT	247,045	136,289	48,692	397,700	189,000
6585	COMPUTER HARDWARE/SOFTWARE	-	81,526	24,423	18,000	70,000
CAPITAL OUTLAY		565,955	549,084	467,070	1,090,200	639,800
CAPITAL OUTLAY Total		565,955	549,084	467,070	1,090,200	639,800
TRANSFERS OUT						
OPERATING TRANSFERS						
6820	OPERATING TRANSFERS TO OTHER F	643,832	575,817	1,376,215	106,373	106,373
OPERATING TRANSFERS		643,832	575,817	1,376,215	106,373	106,373
TRANSFERS OUT Total		643,832	575,817	1,376,215	106,373	106,373
DEBT SERVICE						
DEBT SERVICE						
6603	OTHER L.T. OBLIGATION PRINCIPA	61,853	61,853	61,853	-	-
DEBT SERVICE		61,853	61,853	61,853	-	-
DEBT SERVICE Total		61,853	61,853	61,853	-	-
TOTAL EXPENDITURES & OTHER FINANCING		12,264,311	12,842,815	14,804,733	14,383,348	14,543,640

FUND: GENERAL

Business Unit	2020 Actual	2021 Adopted Budget	2022 Requested Budget
REVENUE			
9101 - GENERAL FUND REVENUE	15,656,715	14,383,348	14,543,640
TOTAL REVENUE	15,656,715	14,383,348	14,543,640

EXPENDITURES			
111 - MAYOR AND COUNCIL	104,534	108,872	98,578
114 - COMMISSIONS	3,213	4,483	4,486
130 - ADMINISTRATION	795,368	858,631	901,971
141 - ELECTIONS	53,763	19,845	55,523
153 - FINANCE	379,167	393,205	384,935
155 - ASSESSING	147,722	150,500	150,000
161 - LEGAL SERVICES	124,533	133,600	126,600
191 - PLANNING AND ZONING	653,382	747,219	763,831
192 - DATA PROCESSING	582,467	604,570	836,584
194 - GENERAL GOVERNMENT BUILDINGS	501,162	554,662	652,216
195 - NEWSLETTER	45,123	54,359	53,317
211 - POLICE PROTECTION	4,122,916	4,441,253	4,790,883
220 - FIRE PROTECTION	1,384,635	1,299,675	1,225,790
240 - BUILDING INSPECTION	519,585	460,744	495,512
250 - CIVIL DEFENSE	2,288	13,350	43,350
260 - TRAFFIC ENGINEERING	68,686	117,193	97,442
270 - ANIMAL CONTROL	993	4,750	3,250
280 - COMMUNITY ORIENTING POLICING	13,092	13,775	14,675
301 - ENGINEERING	383,947	433,803	487,638
311 - STREET MAINTENANCE	1,336,038	1,992,847	1,399,064
312 - SNOW AND ICE REMOVAL	289,211	314,349	342,797
452 - PARK AND RECREATION	1,418,871	1,481,290	1,483,825
892 - MISCELLANEOUS/CONTINGENCY	1,875,063	180,373	131,373
TOTAL EXPENDITURES	14,805,758	14,383,348	14,543,640

EXPENDITURE BY OBJECT SUMMARY	-2018 Actual-	-2019 Actual-	-2020 Actual-	-2021 Adopted-	-2022 Requested-
PERSONNEL SERVICES	1,952,471	2,064,540	2,140,494	2,304,417	2,520,685
SUPPLIES	115,396	120,179	98,236	127,550	148,400
OTHER SERVICES & CHARGES	1,212,768	1,201,658	1,127,282	1,179,979	1,243,956
CAPITAL OUTLAY	-	81,526	24,423	18,000	115,000
TOTAL EXPENDITURE BY OBJECT	3,280,635	3,467,904	3,390,435	3,629,946	4,028,041



LINE ITEM DETAIL BY COST CENTER OR SUB-FUNCTION

GENERAL GOVERNMENT 111-195

EXPENDITURE BY OBJECT RECAP ALL SUB-FUNCTIONS		-2018 Actual-	-2019 Actual-	-2020 Actual-	-2021 Adopted-	-2022 Requested-
PERSONNEL SERVICES						
WAGES AND SALARIES						
6102	F.T. REGULAR-WAGES & SALARIES	1,362,167	1,432,355	1,520,613	1,595,870	1,788,541
6103	FULL TIME-REGULAR-OVERTIME	5,289	2,645	4,762	-	1,700
6104	PART TIME-WAGES & SALARIES	110,163	154,597	120,512	158,917	144,468
6105	TEMPORARY-WAGES & SALARIES	55,266	31,496	37,425	43,120	39,000
6107	OVERTIME-PART TIME	-	1,905	1,408	-	-
TOTAL WAGES AND SALARIES		1,532,885	1,622,998	1,684,720	1,797,907	1,973,709
OTHER GROSS EARNINGS						
6108	SEVERANCE PAY	22,741	14,464	-	-	-
TOTAL OTHER GROSS EARNINGS		22,741	14,464	-	-	-
EMPLOYER CONTRIBUTIONS						
6121	PERA CONTRIBUTIONS	105,289	112,726	117,717	129,441	139,772
6122	FICA/MEDICARE CONTRIBUTIONS	110,784	117,515	119,590	145,102	155,167
6123	ICMA RETIREMENT TRUST	2,000	2,000	2,000	2,000	2,000
6131	GROUP INSURANCE	165,274	178,168	197,561	210,337	223,919
6133	WORKERS COMP INSURANCE PREMIUM	13,499	16,670	18,906	19,630	26,118
TOTAL EMPLOYER CONTRIBUTIONS		396,845	427,079	455,775	506,510	546,976
Total PERSONNEL SERVICES		1,952,471	2,064,540	2,140,494	2,304,417	2,520,685
SUPPLIES						
OFFICE SUPPLIES						
6203	DUPLICATING SUPPLY & COPY PAPER	3,596	2,174	4,725	4,000	4,500
6204	STATIONERY, ENVELOPES & FORMS	2,870	1,472	1,242	3,100	3,400
6206	FILM, MICROFILM, TAPES, DISKS	-	-	-	-	-
6208	MISCELLANEOUS OFFICE SUPPLIES	10,084	4,052	5,918	7,700	6,650
TOTAL OFFICE SUPPLIES		16,550	7,698	11,886	14,800	14,550
OPERATING SUPPLIES						
6221	CLEANING SUPPLIES	1,946	1,503	1,391	3,000	3,000
6223	GASOLINE	3,111	2,466	1,543	3,000	3,500
6225	DIESEL FUEL	978	793	758	1,000	1,000
6231	UNIFORMS & TURN-OUT GEAR	2,278	1,605	2,269	1,850	2,000
6247	HAPPY DAYS SUPPLIES	11,750	12,000	-	7,000	7,000
6249	MISCELLANEOUS OPERATING SUPPLY	42,942	32,969	35,036	38,300	42,850
6246	MARKETING	1,391	1,210	-	3,000	3,000
TOTAL OPERATING SUPPLIES		64,396	52,547	40,997	57,150	62,350
REPAIR AND MAINTENANCE SUPPLIES						
6257	OTHER VEHICLE PARTS	1,168	4,101	623	1,500	1,500
6259	BUILDING MAINT/REPAIR SUPPLIES	3,067	4,001	1,994	6,000	7,000
TOTAL REPAIR AND MAINTENANCE SUPPLIES		4,236	8,103	2,617	7,500	8,500
SMALL TOOLS AND MINOR EQUIPMENT						
6281	SMALL TOOLS & MINOR EQUIPMENT	30,214	51,832	42,736	48,100	63,000
TOTAL SMALL TOOLS AND MINOR EQUIPMENT		30,214	51,832	42,736	48,100	63,000
Total SUPPLIES		115,396	120,179	98,236	127,550	148,400
OTHER SERVICES & CHARGES						
PROFESSIONAL SERVICES						
6302	AUDITING & ACCOUNTING SERVICES	30,485	32,680	32,405	39,000	35,000
6304	LEGAL FEES	120,873	151,343	123,305	132,000	125,000
6305	MEDICAL/PSYCHOLOGICAL FEES	9,391	6,425	-	-	-
6306	PERSONNEL TESTING & RECRUITMT	1,598	800	14,042	6,000	16,050
6315	MISCELLANEOUS PROFESSIONAL SER	198,252	148,577	110,803	54,735	65,000
TOTAL PROFESSIONAL SERVICES		360,599	339,824	280,554	231,735	241,050
COMMUNICATION						
6321	TELEPHONE	10,829	10,261	8,838	11,550	16,900
6322	POSTAGE	15,031	13,119	14,202	16,600	16,605
6323	CELLULAR PHONES	6,878	5,136	4,554	7,300	47,150
6325	LONG DISTANCE CHARGES	-	-	-	-	-
TOTAL COMMUNICATION		32,738	28,515	27,594	35,450	80,655

EMPLOYEE REIMBURSEMENTS						
6331	TRAVEL & LODGING	2,700	7,938	155	8,000	6,000
6334	MILEAGE REIMBURSEMENT	2	111	-	700	200
6335	TRAINING	12,514	19,771	7,611	21,500	23,000
TOTAL EMPLOYEE REIMBURSEMENTS		15,215	27,820	7,765	30,200	29,200
ADVERTISING AND PUBLISHING						
6352	GENERAL NOTICE & PUBLIC INFOR	40,224	34,969	30,311	38,600	36,500
6353	ORDINANCE PUBLICATION	941	876	2,575	2,000	2,000
6354	HELP WANTED ADVERTISEMENTS	3,850	2,305	1,905	3,500	2,500
TOTAL ADVERTISING AND PUBLISHING		45,015	38,150	34,790	44,100	41,000
INSURANCE						
6361	GENERAL LIABILITY/PROPERTY INS	29,491	33,983	34,162	35,860	44,660
TOTAL INSURANCE		29,491	33,983	34,162	35,860	44,660
UTILITIES						
6371	ELECTRIC UTILITIES	98,140	90,508	94,612	100,000	100,000
6372	WATER/IRRIGATION	3,044	2,057	2,853	4,000	4,000
6373	GAS	28,789	29,313	20,395	30,000	30,000
6374	REFUSE/RECYCLING	3,882	4,790	5,230	5,000	5,300
TOTAL UTILITIES		133,854	126,668	123,090	139,000	139,300
REPAIRS AND MAINTENANCE - LABOR						
6381	BUILDING & STRUCTURE REPAIR	12,463	7,641	9,855	20,000	15,000
6382	MACHINERY & EQUIPMENT REPAIR	12,587	11,461	12,554	20,000	22,000
6388	OTHER VEHICLE REPAIR	1,771	1,845	343	1,500	1,500
TOTAL REPAIRS AND MAINTENANCE - LABOR		26,821	20,947	22,752	41,500	38,500
REPAIRS AND MAINTENANCE - CONTRACTS						
6405	OFFICE & DATA PROCESSING EQUIP	295,378	302,488	314,997	337,000	339,794
TOTAL REPAIRS AND MAINTENANCE - CONTRACTS		295,378	302,488	314,997	337,000	339,794
RENTALS						
6415	OTHER EQUIPMENT RENTAL	-	-	-	-	-
TOTAL RENTALS		-	-	-	-	-
DUES, SUBSCRIPTIONS, AND REGISTRATION FEES						
6451	MEMBERSHIP DUES	49,518	51,387	39,559	39,634	38,897
6452	SUBSCRIPTIONS	799	1,551	1,280	1,500	1,900
TOTAL DUES, SUBSCRIPTIONS, AND REGISTRATION FEES		50,317	52,938	40,840	41,134	40,797
BOOKS AND PAMPHLETS						
6471	BOOKS & PAMPHLETS	-	155	-	-	-
TOTAL BOOKS AND PAMPHLETS		-	155	-	-	-
CONTRACTED SERVICES						
6489	OTHER CONTRACTED SERVICES	223,340	230,169	240,738	244,000	249,000
TOTAL CONTRACTED SERVICES		223,340	230,169	240,738	244,000	249,000
Total OTHER SERVICES & CHARGES		1,212,768	1,201,658	1,127,282	1,179,979	1,243,956
CAPITAL OUTLAY						
CAPITAL OUTLAY						
6520	BUILDINGS	-	-	-	-	-
6550	MOTOR VEHICLES	-	-	-	-	45,000
6580	OTHER EQUIPMENT	-	-	-	-	-
6585	COMPUTER HARDWARE/SOFTWARE	-	81,526	24,423	18,000	70,000
TOTAL CAPITAL OUTLAY		-	81,526	24,423	18,000	115,000
Total CAPITAL OUTLAY		-	81,526	24,423	18,000	115,000
TOTAL EXPENDITURES & OTHER FINANCING		3,280,635	3,467,904	3,390,435	3,629,946	4,028,041

FUND GENERAL

DEPARTMENT: MAYOR AND COUNCIL
 FUNCTION: GENERAL GOVERNMENT

BUDGET SUMMARY:

Business Unit	Object Account	Description	2018 Actual	2019 Actual	2020 Actual	2021 Adopted Budget	2022 Requested Budget
0111	6104	PART TIME-WAGES & SALARIES	31,412	36,932	33,605	44,000	38,000
0111	6121	PERA CONTRIBUTIONS	600	775	1,002	900	1,000
0111	6122	FICA/MEDICARE CONTRIBUTIONS	2,403	2,838	2,571	3,366	2,907
0111	6131	GROUP INSURANCE	3,171	3,648	7,895		
0111	6133	WORKERS COMP INSURANCE PREMIUM	98	130	148	242	224
0111	6247	HAPPY DAYS	11,750	12,000	-	7,000	7,000
0111	6249	MISCELLANEOUS OPERATING SUPPLY	12,698	11,485	6,530	13,000	13,000
0111	6315	MISCELLANEOUS PROFESSIONAL SER	16,740	-	15,170		-
0111	6322	POSTAGE	-		-	-	
0111	6331	TRAVEL & LODGING	1,331	2,268	136	3,000	1,000
0111	6335	TRAINING	56	753	903	2,500	1,000
0111	6361	GENERAL LIABILITY/PROPERTY INS	1,148	1,177	1,070	1,300	1,350
0111	6451	MEMBERSHIP DUES	44,482	46,963	35,504	33,564	33,097
Total Expenditure			125,890	118,969	104,534	108,872	98,578

PERSONNEL COMPLEMENT

Mayor	1.00	1.00	1.00	1.00	1.00
Council	6.00	6.00	6.00	6.00	6.00
Mayor and Council Total	7.00	7.00	7.00	7.00	7.00

6249 Miscellaneous Operating Supplies

Mayor's Prayer Breakfast	400	400	-	400	400
Meals for Council Work sessions	3,491	2,861	3,435	4,000	4,000
Anoka Area Chamber of Commerce	600	-	620	600	600
Holiday Party	2,439	3,153	2,193	2,750	2,750
Tree Lighting	750	1,400	-	750	750
Gala/Fundraising Events	2,000	1,340	-	2,000	2,000
Miscellaneous	3,018	2,331	282	2,500	2,500
	12,698	11,485	6,530	13,000	13,000

6315 Miscellaneous Professional Services

Citizen Survey	16,740		15,170		
	16,740	-	15,170	-	-

6451 Dues

Anoka County Mediation Services	2,883	2,882	-	-	
Mississippi River Cities & Towns Initiatives (MRCTI)	3,000	-	-	-	
North Metro Mayors Association	12,008	12,008	11,768	12,200	11,417
North Metro Chamber (EDA)	370	660	-	-	
Missippi/Champlin Streamgáge Agreement			620	334	350
Anoka Area Chamber of Commerce (EDA)	410	410	410	-	
Association of Metro Municipalities	4,155	8,429	-	-	
League of Minnesota Cities	19,765	20,627	20,723	21,000	21,300
MN Mayors Assoc	30	30	30	30	30
Metro Cities			-	-	
National League of Cities	1,861	1,917	1,953	-	
	44,482	46,963	35,504	33,564	33,097

DESCRIPTION OF SERVICES:

The Mayor and Council budget provides for legislative and policy making activities of the city on behalf of the citizens of Ramsey. They provide for the planning and control of all financial activities including approving the tax levy, rates and charges, and approval of expenditures.

BUDGET HIGHLIGHTS	
<ul style="list-style-type: none"> • Bi-Annual Survey moved out to 2023 • 	

GOALS OF CURRENT YEAR BUDGET:	
Establish and implement a Strategic Action Plan Establish legislative priorities for the City Maintain a stable tax levy rate Advocate for Highway 10 Improvements at the State and Federal Level	

Performance Measurements:					
	2018 Actual	2019 Actual	2020 Actual	2021 Estimate	2022 Projected
Tax Levy Rate	41.73%	40.35%	39.59%	39.01%	TBD

Business Unit	Object Account	Description	2018 Actual	2019 Actual	2020 Actual	2021 Adopted Budget	2022 Requested Budget
0114	6105	TEMPORARY-WAGES & SALARIES	3,785	3,335	2,940	4,000	4,000
0114	6122	FICA/MEDICARE CONTRIBUTIONS	300	255	225	383	383
0114	6133	WORKERS COMP INSURANCE PREMIUM	18	16	15	40	43
0114	6322	POSTAGE	-	-	-	-	-
0114	6361	GENERAL LIABILITY/PROPERTY INS	38	36	33	60	60
Total Expenditure			4,141	3,642	3,213	4,483	4,486

PERSONNEL COMPLEMENT

Charter Commission Members	9.00	9.00	9.00	9.00	9.00
Planning Commission Members	7.00	7.00	7.00	7.00	7.00
Commission Total	16.00	16.00	16.00	16.00	16.00

DESCRIPTION OF SERVICES:

The Commissions budget provides council-appointed committee members tasked to review and provide feedback on city plans, initiatives, and policies. Commissions include: Charter Commission, Economic Development Authority Commission, Environmental Policy Board Commission, Parks and Recreation Commission, and Planning Commission.

BUDGET HIGHLIGHTS

- No Major Changes

GOALS OF CURRENT YEAR BUDGET:

- Assist the City Council in the implementation of the City's 3-Year Strategic Action Plan
- Implement individual commissions' work plans and missions
- Implement and manage individual commissions' budgets

Performance Measurements:

	2018 Actual	2019 Actual	2020 Actual	2021 Projected	2022 Projected
# of Meetings: Charter Commission	1	2	1	2	2
# of Meetings: Economic Development Authority Commission	12	10	12	12	12
# of Meetings: Environmental Policy Board Commission	10	10	10	11	11
# of Meetings: Parks and Recreation Commission	9	11	11	10	10
# of Meetings: Planning Commission	16	13	15	17	17
# of Meetings: City Council Regular Session	23	23	23	23	23
# of Meetings: City Council Work Session	26	31	26	25	25
# of Meetings: Public Works Committee	10	9	10	8	8

FUND GENERAL

DEPARTMENT: ADMINISTRATION
 FUNCTION: GENERAL GOVERNMENT

Business Unit	Object Account	Description	2018 Actual	2019 Actual	2020 Actual	2021 Adopted Budget	2022 Requested Budget
0130	6102	F.T. REGULAR-WAGES & SALARIES	512,646	497,636	524,501	541,682	573,934
0130	6103	FULL TIME-REGULAR-OVERTIME	1,116	261	1,315		
0130	6104	PART TIME-WAGES & SALARIES	30,124	36,677	580		14,770
0130	6105	TEMPORARY-WAGES & SALARIES	8,653	9,685	-	14,560	-
0130	6108	SEVERANCE PAY	22,741	14,464			
0130	6121	PERA CONTRIBUTIONS	37,440	36,244	38,391	41,796	44,603
0130	6122	FICA/MEDICARE CONTRIBUTIONS	40,475	38,717	37,053	46,814	49,651
0130	6123	ICMA RETIREMENT TRUST	2,000	2,000	2,000	2,000	2,000
0130	6131	GROUP INSURANCE	62,195	58,925	73,945	78,251	74,982
0130	6133	WORKERS COMP INSURANCE PREMIUM	3,144	3,007	3,210	4,458	4,928
0130	6203	DUPLICATING SUPPLY & COPY PAPE	3,596	2,174	4,725	4,000	4,500
0130	6204	STATIONERY, ENVELOPES & FORMS	2,240	1,039	870	2,300	2,800
0130	6208	MISCELLANEOUS OFFICE SUPPLIES	8,934	3,046	3,455	6,000	5,000
0130	6246	MARKETING	1,391	1,210	-	3,000	3,000
0130	6249	MISCELLANEOUS OPERATING SUPPLY	6,115	4,305	6,527	6,500	6,500
0130	6305	MEDICAL/PSYCHOLOGICAL FEES	9,391	6,425	-	-	-
0130	6306	PERSONNEL TESTING	1,598	800	14,042	6,000	16,050
0130	6315	MISCELLANEOUS PROFESSIONAL SER	66,292	44,262	52,159	50,000	55,000
0130	6321	TELEPHONE	1,518	1,006	1,044	1,600	-
0130	6322	POSTAGE	391	356	424	1,000	1,000
0130	6323	CELLULAR PHONES	2,566	1,397	883	2,500	-
0130	6331	TRAVEL & LODGING	975	4,409	-	3,500	3,500
0130	6334	MILEAGE REIMBURSEMENT	-	111	-	200	200
0130	6335	TRAINING	9,877	14,233	4,787	12,500	15,000
0130	6352	GENERAL NOTICE & PUBLIC INFOR	495	285	570	1,000	1,000
0130	6353	ORDINANCE PUBLICATION	941	876	2,575	2,000	2,000
0130	6354	HELP WANTED ADVERTISEMENTS	3,850	2,305	1,905	3,500	2,500
0130	6361	GENERAL LIABILITY/PROPERTY INS	7,876	8,008	8,108	9,000	10,000
0130	6405	OFFICE & DATA PROCESSING EQUIP	9,792	14,129	9,462	11,000	5,153
0130	6451	MEMBERSHIP DUES	3,053	3,247	2,418	2,970	3,000
0130	6452	SUBSCRIPTIONS	343	764	421	500	900
0130	6489	OTHER CONTRACTED SERVICES	-	-	-	-	-
Total Expenditure			861,767	812,003	795,368	858,631	901,971

PERSONNEL COMPLEMENT

City Administrator	1.00	1.00	1.00	1.00	1.00
Assistant City Administrator/Econ Dev Dir	1.00	-	-	-	-
Human Resources Manager	1.00	-	-	-	-
Director of Administrative Services	-	1.00	1.00	1.00	1.00
City Clerk	0.50	0.50	-	-	-
Deputy City Clerk	-	-	-	1.00	1.00
HR Generalist	-	-	1.00	1.00	1.00
Administrative Clerks	1.00	1.00	1.00	1.00	1.00
Mgmt Intern	0.50	0.50	0.50	0.50	-
Administrative Assistant	1.50	1.73	1.00	-	-
Public Information & Events Specialist	1.00	1.00	1.00	1.00	1.00
Receptionist	1.00	1.00	1.00	1.00	1.50
Administration Total	8.50	7.73	7.50	7.50	7.50

6249 Miscellaneous Operating Supplies

Employee Recognition	2,810	1,813	1,703	2,900	2,900
Expenses for staff workshops and other misc. operating supplies.	3,305	2,492	4,824	3,600	3,600
	6,115	4,305	6,527	6,500	6,500

6315 Miscellaneous Professional Services

Insurance Agent of Record Annual Fee	6,400	7,000	7,000	7,000	7,000
Excess Liability Insurance Coverage -\$1M for total of \$3M	22,848	-	-	-	-
Flex Spending(admin & deposit)	4,248	4,248	4,301	4,800	4,800
Employee Assistance Program-Cobra/H"SA/Group Health	1,300	1,300	4,211	1,300	2,800
City Code Codification	3,609	1,677	2,016	3,000	3,000
Miscellaneous department charges	4,324	5,417	6,070	7,900	7,900
Recruiting Software	3,000	3,000	3,440	3,500	4,000
Health admin/enrollment	2,900	2,900	4,320	3,500	3,500
Minute Taking	17,663	18,720	20,801	19,000	22,000
	66,292	44,262	52,159	50,000	55,000

6451 Dues

IPMA - National		150	156	150	150
ICMA	1,152	1,200	1,300	1,200	1,200
MCCMA	168	168	338	375	375
MAMA	45	45		45	45
Miscellaneous	1,088	1,084	474	1,200	1,230
HR organizations-misc					
Rotary	600	600	150	-	-
	3,053	3,247	2,418	2,970	3,000

DESCRIPTION OF SERVICES:

The Administration Department is generally responsible for the execution of city policy/ strategic plan as adopted by the City Council, prepares and maintains official records, provides for the licensing of local businesses and activities as required by state law or city ordinance, provides Human Resource services, and generally oversees the coordination of events and communications for the City.

BUDGET HIGHLIGHTS

- Part-Time Receptionist/Secretary: Start 5/16/22: \$17,135
- Remove Admin Intern: (\$16,891)
-
-

GOALS OF CURRENT YEAR BUDGET:

Oversee implementation of the Council Strategic Action Plan and Legislative Priorities
Optimize use of non-city funding through joint projects, grants, and partnerships

Performance Measurements:

	2018 Projected	2019 Projected	2020 Projected	2021 Projected	2022 Projected
Strategic action plan items completed (all departments)	25 of 35	25 of 35	___ of 13		

FUND GENERAL

DEPARTMENT: ELECTIONS
 FUNCTION: GENERAL GOVERNMENT

Business Unit	Object Account	Description	2018 Actual	2019 Actual	2020 Actual	2021 Adopted Budget	2022 Requested Budget
0141	6102	F.T. REGULAR-WAGES & SALARIES	7,550	1,716	5,842		6,000
0141	6103	FULL TIME-REGULAR-OVERTIME	2,189	1,309	1,583		1,700
0141	6104	PART TIME-WAGES & SALARIES	1,615	392	1,562		
0141	6105	TEMPORARY-WAGES & SALARIES	34,516	9,264	34,485	10,000	35,000
0141	6121	PERA CONTRIBUTIONS	730	256	671		578
0141	6122	FICA/MEDICARE CONTRIBUTIONS	843	246	677	765	590
0141	6133	WORKERS COMP INSURANCE PREMIUM	213	57	212	80	400
0141	6208	MISCELLANEOUS OFFICE SUPPLIES	176	-	-	-	-
0141	6249	MISCELLANEOUS OPERATING SUPPLY	5,371	1,184	2,602	-	2,600
0141	6281	SMALL TOOLS & MINOR EQUIPMENT	5,949	7,425	5,476	8,100	8,000
0141	6322	POSTAGE	60	36	105	100	105
0141	6361	GENERAL LIABILITY/PROPERTY INS	547	219	550	500	550
0141	6451	MEMBERSHIP DUES	200	-	-	300	-
0141	6580	OTHER EQUIPMENT	-	-	-	-	-
Total Expenditure			59,959	22,103	53,763	19,845	55,523

DESCRIPTION OF SERVICES:
 The Elections budget provides funds needed to conduct the national, state, and local elections in accordance with statutory requirements.

- BUDGET HIGHLIGHTS**
- Election Year
 -

Performance Measurements:

	2014	2016	2018	2020	2022
Number of Votes	9097	16927	11764	16483	
Number of Voters registered Election Day	15130	17280	15890	17428	
Percent (votes/registered)	60.13%	97.96%	74.03%	94.58%	#DIV/0!
Number of Wards	4	4	4	4	4
Number of Precincts	8	8	8	8	8

FUND GENERAL

DEPARTMENT: FINANCE

FUNCTION: GENERAL GOVERNMENT

Business Unit	Object Account	Description	2018 Actual	2019 Actual	2020 Actual	2021 Adopted Budget	2022 Requested Budget
0153	6102	F.T. REGULAR-WAGES & SALARIES	246,595	256,779	265,330	265,726	270,855
0153	6108	SEVERANCE PAY	-	-	-	-	-
0153	6121	PERA CONTRIBUTIONS	18,175	18,954	19,489	19,929	20,314
0153	6122	FICA/MEDICARE CONTRIBUTIONS	17,834	18,222	19,025	21,540	21,266
0153	6131	GROUP INSURANCE	26,524	28,896	27,432	29,024	19,151
0153	6133	WORKERS COMP INSURANCE PREMIUM	660	1,395	1,568	2,086	2,249
0153	6204	STATIONERY, ENVELOPES & FORMS	630	433	372	800	600
0153	6208	MISCELLANEOUS OFFICE SUPPLIES	112	390	1,861	400	400
0153	6302	AUDITING & ACCOUNTING SERVICES	30,485	32,680	32,405	39,000	35,000
0153	6321	TELEPHONE	343	447	464	500	-
0153	6322	POSTAGE	1,910	1,689	1,574	2,000	2,000
0153	6335	TRAINING	-	225	1,739	3,500	3,500
0153	6352	GENERAL NOTICE & PUBLIC INFOR	527	263	296	600	500
0153	6361	GENERAL LIABILITY/PROPERTY INS	3,200	3,637	3,874	3,800	4,300
0153	6451	MEMBERSHIP DUES	659	544	623	800	800
0153	6489	OTHER CONTRACTED SERVICES	2,877	3,035	3,114	3,500	4,000
Total Expenditure			350,532	367,590	379,167	393,205	384,935

PERSONNEL COMPLEMENT

Finance Director	1.00	1.00	1.00	1.00	1.00
Asst. Finance Director	1.00	1.00	1.00	1.00	1.00
Accountant I	1.00	-	-	-	-
Accountant II	-	1.00	1.00	-	-
Accountant III	-	-	-	1.00	1.00
Accounting Clerk	1.00	-	-	-	1.00
Sr. Accounting Clerk	-	1.00	1.00	1.00	-
Finance Total	4.00	4.00	4.00	4.00	4.00

DESCRIPTION OF SERVICES:

The Finance Department is responsible for financial reporting and budgeting, assessments, cash receipts, accounts receivable, accounts payable, payroll processing, debt service management and investment of all city funds.

BUDGET HIGHLIGHTS

- No expectation of a single audit in 2022
- Reclass 5% Salary of Asst FD to Storm Utility

GOALS OF CURRENT YEAR BUDGET:

- Continued long-term financial planning (5-Year Budget & 10-Year CIP)
- Continued CAFR award recognition
- Ensure compliance with state and federal laws

Performance Measurements:

	2018 Actual	2019 Actual	2020 Actual	2021 Projected	2022 Projected
Average Rate of Return	1.53%	2.18%	2.00%	2.00%	2.00%
Bond Rating	AA+	AA+	AA+	AA+	AA+

FUND GENERAL

DEPARTMENT: **ASSESSING**
 FUNCTION: GENERAL GOVERNMENT

Business Unit	Object Account	Description	2018 Actual	2019 Actual	2020 Actual	2021 Adopted Budget	2022 Requested Budget
0155	6489	OTHER CONTRACTED SERVICES	140,246	143,667	147,722	150,500	150,000
Total Expenditure			140,246	143,667	147,722	150,500	150,000

DESCRIPTION OF SERVICES:
 The Assessing budget provides contractual assessing services provided by Anoka County.

BUDGET HIGHLIGHTS
 • No Major Changes

GOALS OF CURRENT YEAR BUDGET:
 Increase number of in-person assessment appraisals to better reflect market values

Performance Measurements:					
	2018 Actual	2019 Actual	2020 Actual	2021 Projected	2022 Projected
Number of Assessed Parcels - Residential Properties	8,717	8,848	8,993	9,128	9,265
Number of Assessed Parcels - Commercial Properties	378	384	383	389	395

FUND GENERAL

DEPARTMENT: LEGAL

FUNCTION: GENERAL GOVERNMENT

Business Unit	Object Account	Description	2018 Actual	2019 Actual	2020 Actual	2021 Adopted Budget	2022 Requested Budget
0161	6304	LEGAL FEES	120,873	151,343	123,305	132,000	125,000
0161	6361	GENERAL LIABILITY/PROPERTY INS	1,092	1,479	1,229	1,600	1,600
Total Expenditure			121,965	152,821	124,533	133,600	126,600

DESCRIPTION OF SERVICES:
 The Legal budget provides for legal counsel to the City Council and city staff, reviews ordinances, resolutions, contracts and other legal documents. The budget also provides for prosecution services. The City's prosecution services are provided by Eckberg, Lammers Attorneys at Law and other legal services are provided by Ratwik, Roszak & Maloney, P.A.

BUDGET HIGHLIGHTS

- No Major Changes

GOALS OF CURRENT YEAR BUDGET:
 Ensure city compliance with all laws

FUND GENERAL

DEPARTMENT: PLANNING AND ZONING
 FUNCTION: GENERAL GOVERNMENT

Business Unit	Object Account	Description	2018 Actual	2019 Actual	2020 Actual	2021 Adopted Budget	2022 Requested Budget
0191	6102	F.T. REGULAR-WAGES & SALARIES	342,609	408,399	446,437	496,679	520,222
0191	6104	PART-TIME WAGES & SALARIES	8,873	31,332	34,004	64,806	65,513
0191	6105	TEMPORARY-WAGES & SALARIES	7,516	9,212	-	14,560	-
0191	6121	PERA CONTRIBUTIONS	25,938	32,796	33,872	41,174	39,998
0191	6122	FICA/MEDICARE CONTRIBUTIONS	26,675	33,750	35,801	46,079	46,426
0191	6131	GROUP INSURANCE	35,865	42,110	39,841	51,328	52,929
0191	6133	WORKERS COMP INSURANCE PREMIUM	2,006	2,415	2,792	3,608	4,743
0191	6208	MISCELLANEOUS OFFICE SUPPLIES	803	464	565	1,000	1,000
0191	6249	MISCELLANEOUS OPERATING SUPPLY	1,091	473	3,551	2,000	3,000
0191	6315	MISCELLANEOUS PROFESSIONAL SER	115,220	104,315	43,474	4,735	10,000
0191	6321	TELEPHONE	432	559	585	750	-
0191	6322	POSTAGE	2,598	481	754	1,500	1,000
0191	6323	CELLULAR PHONES	2,607	2,163	2,267	3,000	-
0191	6325	LONG DISTANCE CHARGES	-	-	-	-	-
0191	6331	TRAVEL & LODGING	394	1,261	19	1,500	1,500
0191	6334	MILEAGE REIMBURSEMENT	2	-	-	500	-
0191	6335	TRAINING	2,581	1,852	90	3,000	3,500
0191	6352	GENERAL NOTICE & PUBLIC INFOR	1,252	1,145	574	2,000	2,000
0191	6361	GENERAL LIABILITY/PROPERTY INS	5,289	6,663	6,884	6,000	9,000
0191	6451	MEMBERSHIP DUES	1,124	633	1,015	2,000	2,000
0191	6452	SUBSCRIPTIONS	456	787	859	1,000	1,000
0191	6471	BOOKS & PAMPHLETS	-	155	-	-	-
0191	6550	VEHICLES	-	155	-	-	-
Total Expenditure			583,331	681,120	653,382	747,219	763,831

PERSONNEL COMPLEMENT

City Planner	2.00	2.00	2.00	1.00	1.00
Planning Manager					1.00
Senior Planner	-	-	1.00	1.00	-
Community Development Director	1.00	1.00	-	-	-
Zoning Code Enforcement Officer	-	-	-	1.00	1.00
Deputy City Administrator/Community Development Director	-	-	1.00	1.00	1.00
Planning Technician	-	-	-	1.00	1.00
Economic Development Manager	-	1.00	1.00	1.00	1.00
Community Development Assistant	1.00	1.00	0.40	0.40	0.50
Planning Intern	0.50	0.50	0.50	0.50	-
Administrative Assistant	-	0.73	0.73	0.73	0.73
Planning & Zoning Total	4.50	6.23	6.63	7.63	7.23

DESCRIPTION OF SERVICES:

The mission of the Community Development Department is to guide residential and commercial growth through comprehensive planning processes and administer the city's building and zoning codes in a equitable and professional manner to promote and sustain public safety, quality of life, and the health and well being of the whole community.

The Planning Division's function is to prepare and implement the City's Comprehensive Plan (the City's land use guide) and comprises of two (2) major functions: long-range land use planning and zoning administration.

BUDGET HIGHLIGHTS

- Reclass Senior Planner to Planning Manager: \$5,653
- Intern Removed: (\$16,891)
-

GOALS OF CURRENT YEAR BUDGET:

All Land Use Applications processed with 60 days.
Standard plan review completed within 5 business day (previously 10 business days).
Improve Responsiveness to Code Violation Complaints
Improve the image of key nodes and corridors and clean up Highway 10.
Improve the application process for land use applications.

Performance Measurements:

	2018 Actual	2019 Actual	2020 Actual	2021 Projected	2022 Projected
Number of Land Use Applications	64	53	43	40	40
Number of Permits	2,681	3,313	3,600	2,500	2,500
Number of Code Enforcement Cases	158	147	183	300	300

FUND GENERAL

DEPARTMENT: DATA PROCESSING
 FUNCTION: GENERAL GOVERNMENT

Business Unit	Object Account	Description	2018 Actual	2019 Actual	2020 Actual	2021 Adopted Budget	2022 Requested Budget
0192	6102	F.T. REGULAR-WAGES & SALARIES	138,336	149,915	158,179	160,316	235,810
0192	6104	PART TIME-WAGES & SALARIES	1,004	-	-	-	-
0192	6121	PERA CONTRIBUTIONS	10,384	11,173	11,761	12,024	17,686
0192	6122	FICA/MEDICARE CONTRIBUTIONS	10,084	11,182	11,752	12,265	18,039
0192	6131	GROUP INSURANCE	21,240	20,645	22,369	23,882	36,330
0192	6133	WORKERS COMP INSURANCE PREMIUM	812	836	967	1,283	2,028
0192	6206	FILM, MICROFILM, TAPES, DISKS	-	-	-	-	-
0192	6208	MISCELLANEOUS OFFICE SUPPLIES	59	153	37	300	250
0192	6249	MISCELLANEOUS OPERATING SUPPLY	2,353	1,060	455	800	750
0192	6281	SMALL TOOLS & MINOR EQUIPMENT	22,974	41,290	34,196	35,000	49,000
0192	6321	TELEPHONE	8,536	8,249	6,746	8,700	16,900
0192	6323	CELLULAR PHONES	-	-	-	-	47,150
0192	6335	TRAINING	-	2,708	91	-	-
0192	6361	GENERAL LIABILITY/PROPERTY INS	4,590	6,070	5,957	6,000	8,000
0192	6374	REFUSE/RECYCLING	-	-	-	-	-
0192	6405	OFFICE & DATA PROCESSING EQUIP	285,585	288,359	305,535	326,000	334,641
0192	6580	OTHER EQUIPMENT	-	-	-	-	-
0192	6585	COMPUTER HARDWARE/SOFTWARE	-	81,526	24,423	18,000	70,000
Total Expenditure			505,957	623,164	582,467	604,570	836,584

PERSONNEL COMPLEMENT

IT Manager	1.00	1.00	1.00	1.00	1
Systems & Security					1
IT Tech	0.73	0.73	1.00	1.00	1
Data Processing Total	1.73	1.73	2.00	2.00	3.00

6405 Office Equipment Contracts

Support	10,000	10,000	4,120	-	-
Financial Support(General Ledger,P/R, S/A, F/A & System Dev)(LOGIS)	93,222	93,222	100,741	108,545	99,970
PIMS System Support (LOGIS)	35,169	35,169	44,271	46,115	47,875
GIS (LOGIS)	38,500	38,500	42,753	48,415	50,115
Laser Fiche Licensing	7,000	7,000	8,000	8,000	14,250
Licensing/maintenance through Logis	62,287	65,417	58,783	57,290	20,011
Other Licensing/Maintenance					25,180
Internet (Included in LOGIS Support)	12,344	12,344	15,219	16,660	17,560
Server Backup/Hosting LOGIS			26,648	35,975	39,790
Copier/Printer Support	4,000	5,180	5,000	5,000	13,849
Phone Support					6,041
Website Annual Fee	23,063	21,527			
	285,585	288,359	305,535	326,000	334,641

6585 Computer Hardware / Software

Server Virtualization	-	81,526	24,423	-	-
4 Printers (Upper Workroom, Lower Workroom, Building & Admin)					40,000
Universal Power Supply					30,000
Police Copiers - File & Patrol Rooms				18,000	
	-	81,526	24,423	18,000	70,000

DESCRIPTION OF SERVICES:

The Information Technology Department manages and maintains all voice, network and data systems for the city. They also handle long-term project planning, technology implementations and helpdesk support for city staff.

BUDGET HIGHLIGHTS

- Full-time Systems & Security Administrator: \$94,501
- Copier/Printer Support absorbed by cost center 192.6405 from 130/211 to centralize figures-support
- Computer/printers replacements-new, security cameras, etc. : \$20,000 increase
- All Phone & Cell Phone Costs will be recorded under Data Processing (6321, 6323)
- All LOGIS Covered Applications (Financial, PIMS, GIS, Server Backup): \$11,595 increase

GOALS OF CURRENT YEAR BUDGET:

Ensure staff access to tools and resources in order to provide effective services to citizens.
Identify efficiency, security, and cost-saving opportunities that improve/maintain city services using technology & staff.

Performance Measurements:

	2018 Actual	2019 Actual	2020 Actual	2021 Projected	2022 Projected
Number of Physical Servers	8	4	4	2	2
Number of Virtualized Servers	0	7	7	12	14
Number of Desktop PCs / Laptops	160	162	162	173	177
Number of Phones	104	105	105	105	109
Number of Mobile Phones	61	62	62	62	65
Number of Tablets	16	18	18	20	23
Number of Wireless Access Points	8	8	8	11	18

FUND GENERAL

DEPARTMENT: GENERAL GOVERNMT. BUILDINGS
 FUNCTION: GENERAL GOVERNMENT

Business Unit	Object Account	Description	2018 Actual	2019 Actual	2020 Actual	2021 Adopted Budget	2022 Requested Budget
0194	6102	F.T. REGULAR-WAGES & SALARIES	109,443	113,982	116,505	125,638	175,672
0194	6103	FULL TIME-REGULAR-OVERTIME	1,985	1,075	1,864		
0194	6104	PART TIME-WAGES & SALARIES	46,008	49,263	50,761	50,111	26,185
0194	6107	OVERTIME-PART TIME		1,905	1,408		
0194	6121	PERA CONTRIBUTIONS	11,666	12,232	12,245	13,181	15,139
0194	6122	FICA/MEDICARE CONTRIBUTIONS	11,775	11,980	12,171	13,444	15,442
0194	6131	GROUP INSURANCE	19,450	23,944	26,079	27,852	40,527
0194	6133	WORKERS COMP INSURANCE PREMIUM	6,523	8,796	9,975	7,786	11,451
0194	6221	CLEANING SUPPLIES	1,946	1,503	1,391	3,000	3,000
0194	6223	GASOLINE	3,111	2,466	1,543	3,000	3,500
0194	6225	DIESEL FUEL	978	793	758	1,000	1,000
0194	6231	UNIFORMS & TURN-OUT GEAR	2,278	1,605	2,269	1,850	2,000
0194	6249	MISCELLANEOUS OPERATING SUPPLY	15,313	14,463	15,371	16,000	17,000
0194	6257	OTHER VEHICLE PARTS	1,168	4,101	623	1,500	1,500
0194	6259	BUILDING MAINT/REPAIR SUPPLIES	3,067	4,001	1,994	6,000	7,000
0194	6275	OTHER EQUIPMENT PARTS	-	-	-	-	-
0194	6281	SMALL TOOLS & MINOR EQUIPMENT	1,291	3,117	3,064	5,000	6,000
0194	6323	CELLULAR PHONES	1,705	1,575	1,403	1,800	-
0194	6361	GENERAL LIABILITY/PROPERTY INS	5,217	6,210	5,995	7,000	9,000
0194	6371	ELECTRIC UTILITIES	98,140	90,508	94,612	100,000	100,000
0194	6372	WATER/IRRIGATION	3,044	2,057	2,853	4,000	4,000
0194	6373	GAS	28,789	29,313	20,395	30,000	30,000
0194	6374	REFUSE/RECYCLING	3,882	4,790	5,230	5,000	5,300
0194	6381	BUILDING & STRUCTURE REPAIR	12,463	7,641	9,855	20,000	15,000
0194	6382	MACHINERY & EQUIPMENT REPAIR	12,587	11,461	12,554	20,000	22,000
0194	6388	OTHER VEHICLE REPAIR	1,771	1,845	343	1,500	1,500
0194	6415	OTHER EQUIPMENT RENTAL	-	-	-	-	-
0194	6417	UNIFORM RENTAL	-	-	-	-	-
0194	6489	OTHER CONTRACTED SERVICES	80,216	83,467	89,902	90,000	95,000
0194	6520	BUILDINGS	-	-	-	-	-
0194	6550	MOTOR VEHICLES	-	-	-	-	45,000
0194	6580	OTHER EQUIPMENT	-	-	-	-	-
Total Expenditure			483,815	494,094	501,162	554,662	652,216

PERSONNEL COMPLEMENT

Gen. Gov't. Bldgs.							
Building Maintenance			2.63	3.13	3.13	3.13	3.50
Gen Govt Bldgs Total			2.63	3.13	3.13	3.13	3.50

6550 Motor Vehicles							
Utility Tractor (net of \$10,000 trade in)			-	-	-	-	45,000

6580 Other Equipment

DESCRIPTION OF SERVICES:
 The General Government Buildings Department is responsible for cleaning city buildings and the repair and maintenance of all building systems.

- BUDGET HIGHLIGHTS**
- Current PT Building Maintenance (25 hrs) to Full-time: \$33,395
 - Maintenance Utility Tractor Replacement (Less \$10,000 trade in): \$45,000
 -

GOALS OF CURRENT YEAR BUDGET:
Clean and maintain our municipal buildings to the highest level possible
Continue to prepare and support voting precincts during elections
Respond to all maintenance requests in a timely manner

Performance Measurements:					
	2018 Estimate	2019 Projected	2020 Projected	2021 Projected	2022 Projected
Buildings Maintained	12	12	12	13	13
Rooms Prepared for Meetings Annually	1210	1210	1210	1210	1210
Maintenance Request Cleared	40	40	40	45	45

FUND GENERAL

DEPARTMENT: NEWSLETTER
 FUNCTION: GENERAL GOVERNMENT

Business Unit	Object Account	Description	2018 Actual	2019 Actual	2020 Actual	2021 Adopted Budget	2022 Requested Budget
0195	6102	F.T. REGULAR-WAGES & SALARIES	4,751	3,928	3,819	5,829	6,048
0195	6121	PERA CONTRIBUTIONS	356	295	286	437	454
0195	6122	FICA/MEDICARE CONTRIBUTIONS	395	327	316	446	463
0195	6133	WORKERS COMP INSURANCE PREMIUM	25	20	21	47	52
0195	6322	POSTAGE	10,072	10,557	11,346	12,000	12,500
0195	6352	GENERAL NOTICE & PUBLIC INFOR	37,951	33,276	28,872	35,000	33,000
0195	6361	GENERAL LIABILITY/PROPERTY INS	493	484	463	600	800
Total Expenditure			54,043	48,885	45,123	54,359	53,317

DESCRIPTION OF SERVICES:
 The community newsletter, The Ramsey Resident, is distributed to residential homes every two months. It is intended to provide public information about community events and local government.

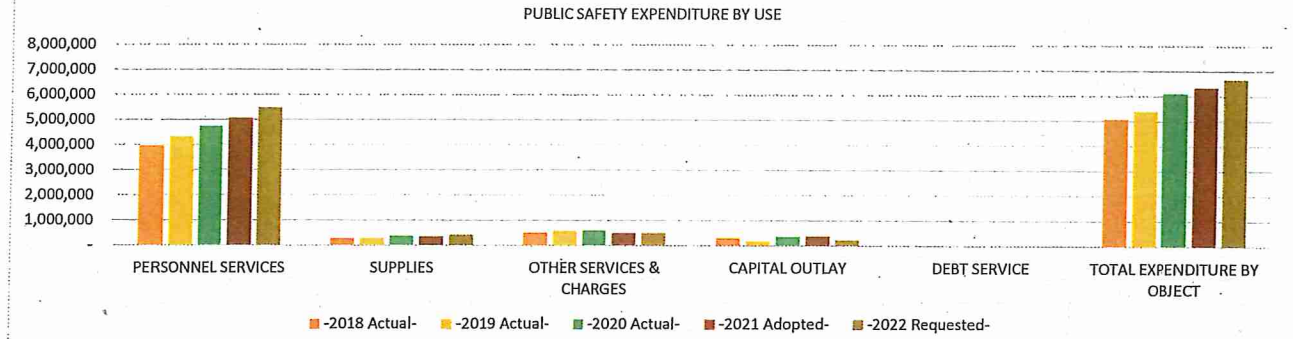
BUDGET HIGHLIGHTS
 • No Major Changes

GOALS OF CURRENT YEAR BUDGET:
 Implement refreshed Ramsey branding items into the newsletter

Performance Measurements:					
	2018 Actual	2019 Actual	2020 Actual	2021 Projected	2022 Projected
Number of newsletters completed annually	6	6	6	6	6
Number of full color newsletters completed annually	6	6	6	6	6
Number of pages published annually	100	100	100	100	100
Annual quantity of paid ads	60	60	60	60	60

PUBLIC SAFETY 211-280

EXPENDITURE BY OBJECT SUMMARY	-2018 Actual-	-2019 Actual-	-2020 Actual-	-2021 Adopted-	-2022 Requested-
PERSONNEL SERVICES	3,970,489	4,337,124	4,749,611	5,074,848	5,481,238
SUPPLIES	283,527	284,616	382,703	370,450	436,300
OTHER SERVICES & CHARGES	524,332	596,473	611,818	506,442	513,364
CAPITAL OUTLAY	314,203	187,166	367,037	399,000	240,000
DEBT SERVICE	-	-	-	-	-
TOTAL EXPENDITURE BY OBJECT	5,092,551	5,405,379	6,111,169	6,350,740	6,670,902



LINE ITEM DETAIL BY COST CENTER OR SUB-FUNCTION

PUBLIC SAFETY 211-280

EXPENDITURE BY OBJECT RECAP ALL SUB-FUNCTIONS	-2018 Actual-	-2019 Actual-	-2020 Actual-	-2021 Adopted-	-2022 Requested-
PERSONNEL SERVICES					
WAGES AND SALARIES					
6102 F.T. REGULAR-WAGES & SALARIES	2,629,530	2,867,497	3,073,112	3,289,774	3,600,399
6103 FULL TIME-REGULAR-OVERTIME	94,925	100,480	107,397	90,000	101,000
6104 PART TIME-WAGES & SALARIES	351,953	342,346	419,339	483,192	451,940
6105 TEMPORARY-WAGES & SALARIES	-	-	7,697	-	-
6107 OVERTIME-PART TIME	-	-	-	-	-
TOTAL WAGES AND SALARIES	3,076,408	3,310,324	3,607,545	3,862,966	4,153,339
OTHER GROSS EARNINGS					
6108 SEVERANCE PAY	6,894	22,719	-	-	-
TOTAL OTHER GROSS EARNINGS	6,894	22,719	-	-	-
EMPLOYER CONTRIBUTIONS					
6121 PERA CONTRIBUTIONS	418,119	471,042	538,587	566,970	617,089
6122 FICA/MEDICARE CONTRIBUTIONS	87,930	92,679	100,100	112,940	121,817
6131 GROUP INSURANCE	273,027	315,534	353,522	391,659	413,915
6132 DISABILITY INSURANCE	1,284	1,313	1,313	1,300	1,300
6133 WORKERS COMP INSURANCE PREMIUM	106,826	123,514	148,543	139,013	173,778
TOTAL EMPLOYER CONTRIBUTIONS	887,186	1,004,081	1,142,066	1,211,882	1,327,899
Total PERSONNEL SERVICES	3,970,489	4,337,124	4,749,611	5,074,848	5,481,238
SUPPLIES					
OFFICE SUPPLIES					
6204 STATIONERY, ENVELOPES & FORMS	1,894	3,253	3,541	3,100	3,100
6206 FILM, MICROFILM, TAPES, DISKS	1,150	1,983	837	1,400	1,900
6207 TRAINING SUPPLIES	1,951	2,565	3,609	3,400	3,550
6208 MISCELLANEOUS OFFICE SUPPLIES	3,335	3,487	2,164	5,450	4,850
TOTAL OFFICE SUPPLIES	8,330	11,288	10,151	13,350	13,400
OPERATING SUPPLIES					
6223 GASOLINE	73,963	70,208	63,697	76,000	76,000
6225 DIESEL FUEL	3,617	3,783	4,315	4,000	5,000
6227 LUBRICANTS & ADDITIVES	939	951	934	1,100	1,100
6229 SHOP MATERIALS	647	962	906	1,000	1,000
6231 UNIFORMS & TURN-OUT GEAR	45,597	52,434	95,064	70,750	100,750
6233 BATTERIES	1,105	1,071	652	2,500	2,000
6235 AMMUNITION	7,135	9,386	15,970	8,500	12,000
6237 CRIME SCENE KIT MATERIALS	894	669	368	1,000	1,000
6239 FIRST AID SUPPLIES	17,964	2,560	12,345	6,000	10,300
6241 COMMUNITY POLICING SUPPLIES	4,880	7,750	10,310	7,000	9,000
6249 MISCELLANEOUS OPERATING SUPPLY	43,103	35,512	40,731	44,350	47,350
TOTAL OPERATING SUPPLIES	199,844	185,286	245,292	222,200	265,500
REPAIR AND MAINTENANCE SUPPLIES					
6251 BATTERIES	2,051	812	678	3,000	3,000
6253 BRAKES	2,281	2,342	3,421	3,000	3,000
6255 TIRES	6,427	7,271	7,458	7,500	8,000
6257 OTHER VEHICLE PARTS	19,638	9,690	19,967	27,000	29,000
6259 BUILDING MAINT/REPAIR SUPPLIES	118	7,844	357	12,500	33,000
6266 SCBA-PARTS	2,292	4,843	4,679	6,000	6,000
6271 SIGN REPAIR MATERIALS	-	121	382	2,000	2,000
6275 OTHER EQUIPMENT PARTS	4,362	6,158	662	6,100	6,100
TOTAL REPAIR AND MAINTENANCE SUPPLIES	37,168	39,081	37,604	67,100	90,100
SMALL TOOLS AND MINOR EQUIPMENT					
6281 SMALL TOOLS & MINOR EQUIPMENT	38,186	48,456	89,606	67,600	67,100
TOTAL SMALL TOOLS AND MINOR EQUIPMENT	38,186	48,456	89,606	67,600	67,100
MERCHANDISE FOR RESALE					
6291 CULVERTS, SIGNS, STREET SUPPLY	-	505	50	200	200
TOTAL MERCHANDISE FOR RESALE	-	505	50	200	200
Total SUPPLIES	283,527	284,616	382,703	370,450	436,300
OTHER SERVICES & CHARGES					
PROFESSIONAL SERVICES					
6302 AUDITING & ACCOUNTING SERVICES	3,750	3,900	4,050	4,000	4,000
6315 MISCELLANEOUS PROFESSIONAL SER	160,494	212,959	225,996	77,833	111,000
TOTAL PROFESSIONAL SERVICES	164,244	216,859	230,046	81,833	115,000
COMMUNICATION					
6321 TELEPHONE	4,395	4,459	4,400	4,900	-
6322 POSTAGE	2,118	1,991	2,029	2,950	4,450
6323 CELLULAR PHONES	17,080	17,549	22,235	25,200	-
TOTAL COMMUNICATION	23,594	24,000	28,664	33,050	4,450
EMPLOYEE REIMBURSEMENTS					
6331 TRAVEL & LODGING	5,216	3,962	2,765	7,800	7,300
6334 MILEAGE REIMBURSEMENT	-	528	170	750	750

6335	TRAINING	55,005	60,763	56,199	70,600	73,600
TOTAL EMPLOYEE REIMBURSEMENTS		60,221	65,253	59,135	79,150	81,650
INSURANCE						
6361	GENERAL LIABILITY/PROPERTY INS	60,944	71,100	80,624	74,250	92,850
TOTAL INSURANCE		60,944	71,100	80,624	74,250	92,850
UTILITIES						
6371	ELECTRIC UTILITIES	31,589	32,858	32,059	34,200	34,200
6372	WATER/IRRIGATION	4,994	4,397	4,797	4,500	5,000
6373	GAS	6,077	7,072	5,034	8,000	7,000
6374	REFUSE/RECYCLING	1,122	1,250	1,363	1,400	1,400
TOTAL UTILITIES		43,782	45,576	43,253	48,100	47,600
REPAIRS AND MAINTENANCE - LABOR						
6382	MACHINERY & EQUIPMENT REPAIR	20,796	4,542	5,491	21,500	16,500
6383	OFFICE EQUIPMENT REPAIR	-	-	-	-	-
6386	BRAKE REPAIR	-	-	-	-	-
6388	OTHER VEHICLE REPAIR	45,129	70,917	55,013	40,000	52,000
6389	TOWING SERVICES	3,224	1,623	2,037	3,500	3,000
TOTAL REPAIRS AND MAINTENANCE - LABOR		69,149	77,081	62,541	65,000	71,500
REPAIRS AND MAINTENANCE - CONTRACTS						
6405	OFFICE & DATA PROCESSING EQUIP	41,370	41,614	50,694	54,134	30,639
TOTAL REPAIRS AND MAINTENANCE - CONTRACTS		41,370	41,614	50,694	54,134	30,639
RENTALS						
6413	OFFICE EQUIPMENT RENTAL	5,966	4,837	5,995	6,000	6,000
6415	OTHER EQUIPMENT RENTAL	31,613	31,014	33,601	35,125	37,125
TOTAL RENTALS		37,578	35,851	39,596	41,125	43,125
DUES, SUBSCRIPTIONS, AND REGISTRATION FEES						
6451	MEMBERSHIP DUES	5,421	5,546	6,067	8,000	8,250
6452	SUBSCRIPTIONS	-	688	41	1,500	-
TOTAL DUES, SUBSCRIPTIONS, AND REGISTRATION FEES		5,421	6,234	6,108	9,500	8,250
BOOKS AND PAMPHLETS						
6471	BOOKS & PAMPHLETS	3,020	626	2,331	3,300	3,300
TOTAL BOOKS AND PAMPHLETS		3,020	626	2,331	3,300	3,300
CONTRACTED SERVICES						
6489	OTHER CONTRACTED SERVICES	15,010	12,279	8,826	17,000	15,000
TOTAL CONTRACTED SERVICES		15,010	12,279	8,826	17,000	15,000
Total OTHER SERVICES & CHARGES		524,332	596,473	611,818	506,442	513,364
CAPITAL OUTLAY						
CAPITAL OUTLAY						
6540	HEAVY MACHINERY	-	-	-	-	-
6550	MOTOR VEHICLES	98,487	111,789	351,094	399,000	70,000
6580	OTHER EQUIPMENT	215,716	75,378	15,943	-	170,000
TOTAL CAPITAL OUTLAY		314,203	187,166	367,037	399,000	240,000
Total CAPITAL OUTLAY		314,203	187,166	367,037	399,000	240,000
DEBT SERVICE						
DEBT SERVICE						
6603	OTHER L.T. OBLIGATION PRINCIPA	-	-	-	-	-
TOTAL DEBT SERVICE		-	-	-	-	-
TOTAL DEBT SERVICE		-	-	-	-	-
TOTAL EXPENDITURES & OTHER FINANCING		5,092,551	5,405,379	6,111,169	6,350,740	6,670,902

Business Unit	Object Account	Description	2018 Actual	2019 Actual	2020 Actual	2021 Adopted Budget	2022 Requested Budget
0211	6102	F.T. REGULAR-WAGES & SALARIES	2,226,750	2,382,526	2,566,863	2,767,065	3,019,624
0211	6103	FULL TIME-REGULAR-OVERTIME	94,598	100,248	95,476	90,000	101,000
0211	6104	PART TIME-WAGES & SALARIES	86,060	77,511	84,498	121,254	97,721
0211	6105	TEMPORARY-WAGES & SALARIES		-			
0211	6108	SEVERANCE PAY	6,894	22,719			
0211	6121	PERA CONTRIBUTIONS	369,085	408,862	466,528	487,180	532,307
0211	6122	FICA/MEDICARE CONTRIBUTIONS	50,348	53,390	55,299	64,129	70,292
0211	6131	GROUP INSURANCE	226,600	258,970	294,930	323,264	343,537
0211	6133	WORKERS COMP INSURANCE PREMIUM	79,187	94,302	111,190	105,311	130,402
0211	6204	STATIONERY, ENVELOPES & FORMS	911	2,567	2,654	1,600	1,600
0211	6206	FILM, MICROFILM, TAPES, DISKS	1,150	1,101	837	1,100	1,600
0211	6207	TRAINING SUPPLIES	1,951	2,565	3,609	3,400	3,550
0211	6208	MISCELLANEOUS OFFICE SUPPLIES	2,579	2,561	1,838	3,500	3,500
0211	6223	GASOLINE	58,811	55,400	50,539	60,000	60,000
0211	6227	LUBRICANTS & ADDITIVES	939	951	934	1,100	1,100
0211	6229	SHOP MATERIALS	647	962	906	1,000	1,000
0211	6231	UNIFORMS & TURN-OUT GEAR	18,878	30,905	65,867	34,000	55,000
0211	6233	BATTERIES	1,105	1,071	652	2,500	2,000
0211	6235	AMMUNITION	7,135	9,386	15,970	8,500	12,000
0211	6237	CRIME SCENE KIT MATERIALS	894	669	368	1,000	1,000
0211	6239	FIRST AID SUPPLIES	15,719	1,164	4,304	4,000	4,300
0211	6249	MISCELLANEOUS OPERATING SUPPLY	5,742	9,644	8,940	9,100	9,100
0211	6251	BATTERIES	961	812	678	2,000	2,000
0211	6253	BRAKES	2,281	2,342	3,421	3,000	3,000
0211	6255	TIRES	6,427	7,271	7,458	7,500	8,000
0211	6257	OTHER VEHICLE PARTS	10,986	6,795	8,724	15,000	15,000
0211	6259	BUILDING MAINT/REPAIR SUPPLIES	118	7,844	357	12,500	13,000
0211	6275	OTHER EQUIPMENT PARTS	964	1,268	443	1,100	1,100
0211	6281	SMALL TOOLS & MINOR EQUIPMENT	17,568	31,268	42,701	42,500	34,500
0211	6315	MISCELLANEOUS PROFESSIONAL SER	3,444	4,730	8,190	8,000	11,000
0211	6321	TELEPHONE	2,233	2,124	2,203	2,300	-
0211	6322	POSTAGE	1,020	1,259	1,331	1,100	2,600
0211	6323	CELLULAR PHONES	10,166	10,072	13,184	16,000	-
0211	6331	TRAVEL & LODGING	4,716	3,549	2,492	4,500	5,000
0211	6334	MILEAGE REIMBURSEMENT	-	-	-	250	250
0211	6335	TRAINING	24,495	26,762	21,693	32,500	32,500
0211	6361	GENERAL LIABILITY/PROPERTY INS	42,787	49,548	56,773	52,000	62,000
0211	6382	MACHINERY & EQUIPMENT REPAIR	373	235	410	500	500
0211	6383	OFFICE EQUIPMENT REPAIR	-	-	-		
0211	6386	BRAKE REPAIR	-	-	-		
0211	6388	OTHER VEHICLE REPAIR	7,904	5,643	10,152	10,000	12,000
0211	6389	TOWING SERVICES	3,224	1,623	2,037	3,500	3,000
0211	6405	OFFICE & DATA PROCESSING EQUIP	2,830	2,445	10,419	12,000	12,000
0211	6413	OFFICE EQUIPMENT RENTAL	5,966	4,837	5,995	6,000	6,000
0211	6415	OTHER EQUIPMENT RENTAL	30,485	31,014	33,601	35,000	37,000
0211	6451	MEMBERSHIP DUES	2,422	3,018	3,473	3,500	3,800
0211	6489	OTHER CONTRACTED SERVICES	7,467	5,410	3,195	7,500	6,000
0211	6550	MOTOR VEHICLES	57,293	67,155	35,841	74,000	70,000
0211	6580	OTHER EQUIPMENT	-	-	15,943		
Total Expenditure			3,502,113	3,794,498	4,122,916	4,441,253	4,790,883

PERSONNEL COMPLEMENT

Police Chief	1.00	1.00	1.00	1.00	1.00
Captain	2.00	2.00	2.00	2.00	2.00
Sergeant	4.00	4.00	4.00	4.00	4.00
Drug Task Force Officer	1.00	1.00	1.00	1.00	1.00
Patrol Officer	17.00	19.00	19.00	21.00	21.00
Community Service Officer	1.26	1.26	1.26	1.26	1.26
Police Office Supervisor	1.00	1.00	1.00	1.00	1.00
Clerical/Support Personnel	2.50	2.50	2.63	3.26	3.64
Public Safety Total	29.76	31.76	31.89	34.52	34.90

6550 Motor Vehicles

Ford Interceptor	28,646	-	35,841	-	-
Malibu	-	-	-	31,500	-
Taurus	-	29,592	-	-	30,000
Ford Explorer- Hybrid	-	-	-	-	40,000
	28,646	29,592	35,841	31,500	70,000

6580 Other Equipment

ATV	-	-	15,943	-	-
	-	-	-	-	-
	-	-	15,943	-	-

DESCRIPTION OF SERVICES:

The Police Department is responsible for the protection of life and property and an atmosphere of community security through the deterrence of criminal activity by visible patrols; the enforcement of traffic laws; the apprehension of criminal offenders; emergency response services; and the delivery of other community services such as animal control and school liaison. The department provides for the investigation of criminal incidents and the apprehension of criminal offenders through the gathering, analysis, preservation and presentation of evidence.

BUDGET HIGHLIGHTS

- PT Police Tech from 25 Hour week to Full-time - \$26,117
- Riot Gear, New Uniforms: \$21,000 Increase (6231)
- 1 Squad Replacements & 1 New Vehicle (Electric) - \$70,000

GOALS OF CURRENT YEAR BUDGET:

- Reduce Illegal drug activity in the community
- Adequately staff public safety based on changing demographics
- Leverage technology to create operational efficiencies
- Enhance traffic safety in the community

Performance Measurements:

Police Department Activity	2018 Actual	2019 Actual	2020 Actual	2021 Projected	2022 Projected
Dispatched Calls for Service	12102	13484	14918	14500	15000
Motor Vehicle Accidents	466	423	335	450	475
Citations and Warnings	1812	1278	1215	1500	1700
Criminal	1257	1217	1020	1300	1350
Non-Criminal	7413	8531	8834	8500	9000
State CPM Performance Measurement Results	2018	2019	2020	2021	2022
Part 1 and Part 2 Crime Rates (per 1000)	13.92/21.25	11.59/21.24	2019 last year of data		
Part 1 and Part 2 Crime Clearance Rates (per 1000)	.44%	43%	2019 last year of data		
Average police response time - highest priority calls	6:03	5:42	5:44	under 7 min	under 7 min

FUND GENERAL

DEPARTMENT: FIRE PROTECTION
 FUNCTION: PUBLIC SAFETY

Business Unit	Object Account	Description	2018 Actual	2019 Actual	2020 Actual	2021 Adopted Budget	2022 Requested Budget
0220	6102	F.T. REGULAR-WAGES & SALARIES	192,691	260,037	292,458	299,814	323,711
0220	6103	FULL TIME-REGULAR-OVERTIME	327	232	9,814		
0220	6104	PART TIME-WAGES & SALARIES	260,022	264,836	321,487	258,750	275,990
0220	6105	TEMPORARY-WAGES & SALARIES					
0220	6108	SEVERANCE PAY					
0220	6121	PERA CONTRIBUTIONS	32,865	45,362	55,059	55,334	59,635
0220	6122	FICA/MEDICARE CONTRIBUTIONS	21,170	21,479	26,860	23,866	25,876
0220	6131	GROUP INSURANCE	18,479	35,216	36,495	38,977	39,139
0220	6132	DISABILITY INSURANCE	1,284	1,313	1,313	1,300	1,300
0220	6133	WORKERS COMP INSURANCE PREMIUM	24,715	26,414	34,093	29,100	37,000
0220	6206	FILM, MICROFILM, TAPES, DISKS	-	-			
0220	6208	MISCELLANEOUS OFFICE SUPPLIES	356	602	242	1,200	600
0220	6223	GASOLINE	12,220	12,643	11,675	13,000	13,000
0220	6225	DIESEL FUEL	3,617	3,783	4,315	4,000	5,000
0220	6231	UNIFORMS & TURN-OUT GEAR	26,159	21,515	29,057	36,000	45,000
0220	6233	BATTERIES	-				
0220	6239	FIRST AID SUPPLIES	2,245	1,396	8,041	2,000	6,000
0220	6249	MISCELLANEOUS OPERATING SUPPLY	14,171	14,880	17,523	18,000	21,000
0220	6255	TIRES	-	-			
0220	6257	OTHER VEHICLE PARTS	8,652	2,895	11,243	12,000	14,000
0220	6259	BUILDING MAINT/REPAIR SUPPLIES					20,000
0220	6266	SCBA-PARTS	2,292	4,843	4,679	6,000	6,000
0220	6275	OTHER EQUIPMENT PARTS	-	-			
0220	6281	SMALL TOOLS & MINOR EQUIPMENT	20,561	16,725	46,706	25,000	32,000
0220	6302	AUDITING & ACCOUNTING SERVICES	3,750	3,900	4,050	4,000	4,000
0220	6315	MISCELLANEOUS PROFESSIONAL SER	-	-			
0220	6321	TELEPHONE	1,772	2,000	1,849	2,000	-
0220	6322	POSTAGE	251	146	111	300	300
0220	6323	CELLULAR PHONES	6,256	6,906	6,960	7,000	-
0220	6335	TRAINING	27,695	27,851	32,432	32,000	35,000
0220	6361	GENERAL LIABILITY/PROPERTY INS	12,402	14,493	17,229	16,000	21,000
0220	6371	ELECTRIC UTILITIES	18,308	17,327	17,774	20,000	20,000
0220	6372	WATER/IRRIGATION	4,994	4,397	4,797	4,500	5,000
0220	6373	GAS	6,077	7,072	5,034	8,000	7,000
0220	6374	REFUSE/RECYCLING	1,122	1,250	1,363	1,400	1,400
0220	6388	OTHER VEHICLE REPAIR	37,225	65,273	44,861	30,000	40,000
0220	6405	OFFICE & DATA PROCESSING EQUIP	14,056	14,685	15,792	17,134	18,639
0220	6451	MEMBERSHIP DUES	2,035	1,236	2,003	2,000	2,200
0220	6452	SUBSCRIPTIONS	-	688	41	1,500	
0220	6471	BOOKS & PAMPHLETS	95	275	518	1,000	1,000
0220	6489	OTHER CONTRACTED SERVICES	3,038	2,444	3,508	3,500	5,000
0220	6550	MOTOR VEHICLES	41,195	44,634	315,253	325,000	
0220	6580	OTHER EQUIPMENT	177,160	75,378			140,000
Total Expenditure			999,255	1,024,125	1,384,635	1,299,675	1,225,790

PERSONNEL COMPLEMENT

Fire Chief	1.00	1.00	1.00	1.00	1.00
Fire Secretary	0.70	0.70	0.70	0.70	0.70
Fire Inspector		1.00	1.00	1.00	1.00
Fire Marshall	1.00	1.00	1.00	1.00	1.00
Firefighters	7.58	7.58	7.58	7.58	7.58
Fire Total	10.28	11.28	11.28	11.28	11.28

6550 Motor Vehicles

1st half funding Replace 1999 Fire Engine #556			270,626	-	
2nd half funding Replace 1999 Fire Engine #556			-	325,000	
Replace Fire Prevention Veh #386			44,627	-	
Replace Grass Truck #21	41,195	44,634	-	-	
	41,195	44,634	315,253	325,000	-

6580 Other Equipment

800 MHZ Radio - 3 Year Funding	-	-	-	-	
SCBA's - 28	177,160	-	-	-	
Thermal Imaging Camera		23,897			
Bullex Attack Training Prop		16,515			
Fire Training Room Table & Chairs					30,000
Epoxy Flooring Fire 1 (Capital Maintenance Funded)					20,000
Appratus Bay Painting Fire 1 (Capital Maintenance Funded)					15,000
Extrication Tools		34,966			50,000
Refurbish Tanker II	-	-	-	-	25,000
	177,160	75,378	-	-	140,000

BUDGET HIGHLIGHTS

- 6231 increase reflects replacement turnout gear that has reached its max life expectancy.
- 6259 added for maintenance of Fire Station 1: \$20,000
- See Capital Equipment Requests noted above: \$140,000

GOALS OF CURRENT YEAR BUDGET:

- Replacement of expired structural fire turn out gear
- Revise and update department policies/procedures and Standard Operating Guidelines
- Expand use of FDM software modules to include training, public education & equipment inventory
- Establish and maintain programs that enhance the health and fitness of all department employees
- Ensure adequate staff numbers to meet increased demand of calls for service
- Increase use of PSDS software to include mobile inspections module

Performance Measurements:

	2018 Actual	2019 Actual	2020 Actual	2021 Projected	2022 Projected
Number of Calls for Service	821	975	1133	1200	1350
Mutual Aid	44	41	47	45	45
Given	33	19	29	27	27
Received	11	22	18	18	18
Number of firefighters	52	52	53	40	40
Prevention:					
# of Public Education contacts	62	57	28	55	75
# of commercial property inspections	194	282	177	280	320
# of permits issued	90	96	83	110	115

<i>State CPM Performance Measurement Results</i>	2017	2018	2019	2020	2021 Estimated
Insurance industry rating of fire services	4/7	4/7	4/7	4/7	4/7
Fire calls per 1,000 population	14.56	16.7	15.3	15.6	16
Average response times	8:23	8:16	8:41	6:19	6:20
EMS calls per 1,000 population	13	14.85	20.8	26.3	28

FUND GENERAL

DEPARTMENT: PROTECTIVE INSPECTIONS
 FUNCTION: PUBLIC SAFETY

Business Unit	Object Account	Description	2018 Actual	2019 Actual	2020 Actual	2021 Adopted Budget	2022 Requested Budget
0240	6102	F.T. REGULAR-WAGES & SALARIES	185,628	199,091	184,625	163,214	212,968
0240	6103	FULL TIME-REGULAR-OVERTIME	-	-	2,045		
0240	6104	PART TIME-WAGES & SALARIES	5,871	-	13,354	103,188	78,229
0240	6105	TEMPORARY-WAGES & SALARIES	-	-	7,697		
0240	6108	SEVERANCE PAY	4,541	16,493			
0240	6121	PERA CONTRIBUTIONS	14,291	14,888	14,847	19,980	21,840
0240	6122	FICA/MEDICARE CONTRIBUTIONS	14,566	15,876	15,747	20,380	22,276
0240	6131	GROUP INSURANCE	27,948	21,348	22,097	29,418	31,239
0240	6133	WORKERS COMP INSURANCE PREMIUM	1,133	1,160	1,232	2,131	2,210
0240	6204	STATIONERY, ENVELOPES & FORMS	983	393	654	1,000	1,000
0240	6208	MISCELLANEOUS OFFICE SUPPLIES	400	323	84	750	750
0240	6223	GASOLINE	2,932	2,165	1,482	3,000	3,000
0240	6231	UNIFORMS & TURN-OUT GEAR	560	14	140	750	750
0240	6249	MISCELLANEOUS OPERATING SUPPLY	1,093	2,404	1,723	2,500	2,500
0240	6315	MISCELLANEOUS PROFESSIONAL SER	157,050	208,230	217,807	69,833	100,000
0240	6321	TELEPHONE	390	335	348	600	-
0240	6322	POSTAGE	847	585	586	1,500	1,500
0240	6323	CELLULAR PHONES	658	570	1,073	1,000	-
0240	6331	TRAVEL AND LODGING			135	2,000	1,000
0240	6334	MILEAGE REIMBURSEMENT	-	528	170	500	500
0240	6335	TRAINING	1,945	5,496	2,075	5,000	5,000
0240	6361	GENERAL LIABILITY/PROPERTY INS	4,468	6,237	5,787	6,000	8,000
0240	6405	OFFICE & DATA PROCESSING EQUIP	24,484	24,484	24,484	25,000	
0240	6451	MEMBERSHIP DUES	435	360	165	1,000	750
0240	6471	BOOKS & PAMPHLETS	-	100	1,228	2,000	2,000
0240	6550	MOTOR VEHICLES	-	79,752			
Total Expenditure			450,223	600,831	519,585	460,744	495,512

PERSONNEL COMPLEMENT

Building Official	1.00	1.00	1.00	1.00	1.00
Building Inspector	-	-	-	1.00	1.00
Permit Technicians	2.00	1.81	1.81	1.81	1.81
Inspectors	0.25	0.25	0.25	0.25	0.25
Building Inspection Total	3.25	3.06	3.06	4.06	4.06

6550 Motor Vehicles

Replace Veh #401	-	26,584	-	-	
Replace Veh #405		26,584	-	-	
Replace Veh #406		26,584	-	-	
		79,752	-	-	

DESCRIPTION OF SERVICES:

The mission of the Community Development Department is to guide residential and commercial growth through comprehensive planning processes and administer the city's building and zoning codes in a equitable and professional manner to promote and sustain public safety, quality of life, and the health and well being of the whole community.

The purpose of the Building Division is to help ensure all your construction projects meet the requirements of both the Minnesota State Building Code and the City Zoning regulations.

BUDGET HIGHLIGHTS

- Increase Hours of Permit Tech from 32.5 Hrs/week to 36 hours/week: \$6,552
- Increase Professional Services offset increase in building permits: \$30,000 (6315)

GOALS OF CURRENT YEAR BUDGET:

- Complete standard residential plan review within 10 business days.
- Complete standard commercial plan review within 30 business days.
- Allow for inspection availability within 48 hours.

Performance Measurements:

	2018 Actual	2019 Actual	2020 Actual	2021 YTD	2022 Projected
New Residential Units	139	135	176	85	
Total Permits	2,697	3,339	3,630	1,755	
Number of Inspections	8,090	9,764	12,765	5,704	

FUND GENERAL

DEPARTMENT: CIVIL DEFENSE
 FUNCTION: PUBLIC SAFETY

Business Unit	Object Account	Description	2018 Actual	2019 Actual	2020 Actual	2021 Adopted Budget	2022 Requested Budget
0250	6251	BATTERIES	1,090	-	-	1,000	1,000
0250	6275	OTHER EQUIPMENT PARTS	3,398	4,891	219	5,000	5,000
0250	6361	GENERAL LIABILITY/PROPERTY INS	106	150	23	150	150
0250	6371	ELECTRIC UTILITIES	1,020	1,020	1,020	1,200	1,200
0250	6382	MACHINERY & EQUIPMENT REPAIR	6,013	9,104	1,025	6,000	6,000
0250	6580	OTHER CAPITAL EQUIPMENT	-	-	-	-	30,000
Total Expenditure			11,627	15,164	2,288	13,350	43,350

DESCRIPTION OF SERVICES:
 The Civil Defence budget funds expenditures related to the city-wide emergency siren notification system.

BUDGET HIGHLIGHTS

- Civil Defense Sirens (2) - \$30,000

GOALS OF CURRENT YEAR BUDGET:
 Maintain infrastructure of siren warning system

Performance Measurements:

	2018 Actual	2019 Projected	2020 Projected	2021 Projected	2022 Projected
Number of Sirens	17	17	17	17	17

FUND GENERAL

DEPARTMENT: TRAFFIC ENGINEERING
 FUNCTION: PUBLIC SAFETY

Business Unit	Object Account	Description	2018 Actual	2019 Actual	2020 Actual	2021 Adopted Budget	2022 Requested Budget
0260	6102	F.T. REGULAR-WAGES & SALARIES	24,461	25,844	29,166	59,681	44,096
0260	6103	FULL TIME-REGULAR-OVERTIME	-	-	62		
0260	6105	TEMPORARY-WAGES & SALARIES	-	-			
0260	6121	PERA CONTRIBUTIONS	1,878	1,930	2,154	4,476	3,307
0260	6122	FICA/MEDICARE CONTRIBUTIONS	1,845	1,934	2,195	4,565	3,373
0260	6133	WORKERS COMP INSURANCE PREMIUM	1,790	1,639	2,027	2,471	4,166
0260	6249	MISCELLANEOUS OPERATING SUPPLY	21,921	8,448	11,868	14,000	14,000
0260	6271	SIGN REPAIR MATERIALS	-	121	382	2,000	2,000
0260	6361	GENERAL LIABILITY/PROPERTY INS	1,081	572	680		1,500
0260	6371	ELECTRIC UTILITIES	12,261	14,511	13,265	13,000	13,000
0260	6382	MACHINERY & EQUIPMENT REPAIR	20,422	4,307	5,081	15,000	10,000
0260	6489	CONTRACTED SERVICES	300	600	1,807	2,000	2,000
0260	6580	OTHER EQUIPMENT	38,556	-			
Total Expenditure			124,516	59,904	68,686	117,193	97,442

DESCRIPTION OF SERVICES:
 The Traffic Engineering budget funds the installation and maintenance of traffic signage on, above, and/or near city streets.

BUDGET HIGHLIGHTS

- No major changes. Staff time redistributed between streets, traffic engr & snow plowing

GOALS OF CURRENT YEAR BUDGET:
 Continue to meet FHWA guidelines for traffic signage
 Replace damaged or defective signs within 48 hours
 Bring signage up to current standards on all reconstruct and overlay projects
 Continue to support Engineering and Community Development departments with traffic issues

Performance Measurements:					
	2018 Estimate	2019 Actual	2020 Projected	2021 Projected	2022 Projected
Total Hours	610	539	610		
Number of Traffic Signs in System	2390	2390	2390		
Number of Traffic Counts Performed	15	15	15		

FUND GENERAL

DEPARTMENT: ANIMAL CONTROL
 FUNCTION: PUBLIC SAFETY

Business Unit	Object Account	Description	2018 Actual	2019 Actual	2020 Actual	2021 Adopted Budget	2022 Requested Budget
0270	6249	MISCELLANEOUS OPERATING SUPPLY	176	136	678	750	750
0270	6281	SMALL TOOLS & MINOR EQUIPMENT	-	375			500
0270	6489	OTHER CONTRACTED SERVICES	4,205	3,825	315	4,000	2,000
Total Expenditure			4,381	4,336	993	4,750	3,250

DESCRIPTION OF SERVICES:
 This fund covers expenditures related to animal control which is provided on a contractual basis with North Metro Animal Care.

BUDGET HIGHLIGHTS

- No Major Changes

GOALS OF CURRENT YEAR BUDGET:
 Provide animal containment services to residents

Performance Measurements:

	2018 Actual	2019 Actual	2020 Actual	2021 Projected	2022 Projected
Animal Complaints	456	375	539	390	390
Number of Animals Impounded	70	33	53	45	45
Number of Animals Released to Owners	59	26	47	45	45
Number of Euthanizations	0	0	0	0	0

FUND GENERAL

DEPARTMENT: COMMUNITY ORIENTATING POLICE
 FUNCTION: PUBLIC SAFETY

Business Unit	Object Account	Description	2018 Actual	2019 Actual	2020 Actual	2021 Adopted Budget	2022 Requested Budget
0280	6204	STATIONERY, ENVELOPES & FORMS	-	293	233	500	500
0280	6206	FILM, MICROFILM, TAPES, DISKS	-	883	-	300	300
0280	6241	COMMUNITY POLICING SUPPLIES	4,880	7,750	10,310	7,000	9,000
0280	6281	SMALL TOOLS & MINOR EQUIPMENT	56	88	199	100	100
0280	6291	CULVERTS, SIGNS, STREET SUPPLY	-	505	50	200	200
0280	6322	POSTAGE	1	-	-	50	50
0280	6323	CELLULAR PHONES	-	1,018	1,018	1,200	-
0280	6331	TRAVEL & LODGING	500	413	138	1,300	1,300
0280	6335	TRAINING	870	655	-	1,100	1,100
0280	6361	GENERAL LIABILITY/PROPERTY INS	100	101	131	100	200
0280	6415	OTHER EQUIPMENT RENTAL	1,127	-	-	125	125
0280	6451	MEMBERSHIP DUES	530	933	427	1,500	1,500
0280	6471	BOOKS & PAMPHLETS	2,925	251	585	300	300
Total Expenditure			10,990	12,888	13,092	13,775	14,675

DESCRIPTION OF SERVICES:
 The Community Orientating Policing funds expenditures related to community programs such as: Kids Safety Camp, Car Seat Inspections, Night to Unite, Pet Clinics, Bike Helmet Fitting and Sale, Police Explorers, and Drug Take Back Program

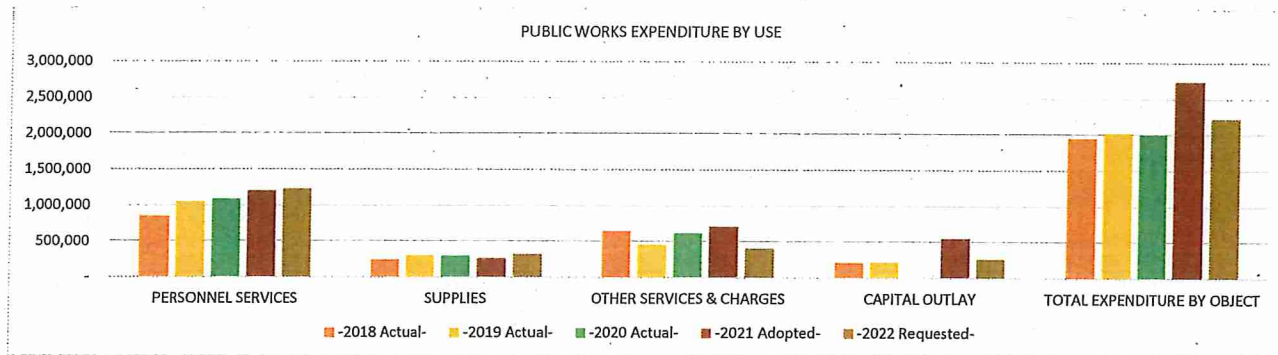
BUDGET HIGHLIGHTS
 • No Major Changes

GOALS OF CURRENT YEAR BUDGET:
 Increase participation in community based programs

Performance Measurements:	2018 Actual	2019 Actual	2020 Actual	2021 Projected	2022 Projected
# of participants attending Kids Safety Camp	125	144	0	144	144
# of car seat inspections	50	29	9	30	30
Night to Unite - # of Parties	45	48	26	48	48
# of animals served at Pet Clinics	231	120	0	0	0

PUBLIC WORKS 301-312

EXPENDITURE BY OBJECT SUMMARY	-2018 Actual-	-2019 Actual-	-2020 Actual-	-2021 Adopted-	-2022 Requested-
PERSONNEL SERVICES	851,970	1,047,527	1,091,120	1,206,326	1,233,089
SUPPLIES	241,961	301,182	297,565	268,928	322,000
OTHER SERVICES & CHARGES	649,658	460,263	620,510	713,745	408,610
CAPITAL OUTLAY	211,093	219,480	-	552,000	265,800
TOTAL EXPENDITURE BY OBJECT	1,954,681	2,028,451	2,009,196	2,740,999	2,229,499



LINE ITEM DETAIL BY COST CENTER OR SUB-FUNCTION

PUBLIC WORKS 301-312

EXPENDITURE BY OBJECT RECAP ALL SUB-FUNCTIONS		-2018 Actual-	-2019 Actual-	-2020 Actual-	-2021 Adopted-	-2022 Requested-
PERSONNEL SERVICES						
WAGES AND SALARIES						
6102	F.T. REGULAR-WAGES & SALARIES	594,983	697,857	742,654	814,650	830,737
6103	FULL TIME-REGULAR-OVERTIME	22,650	38,755	36,306	18,000	24,000
6105	TEMPORARY-WAGES & SALARIES	19,178	28,718	23,232	51,095	53,175
6106	OVERTIME-TEMPORARY	1,404	926	259	-	-
TOTAL WAGES AND SALARIES		638,215	766,256	802,452	883,745	907,912
OTHER GROSS EARNINGS						
6108	SEVERANCE PAY	3,678	8,173	-	-	-
TOTAL OTHER GROSS EARNINGS		3,678	8,173	-	-	-
EMPLOYER CONTRIBUTIONS						
6121	PERA CONTRIBUTIONS	43,216	53,931	52,794	64,633	66,445
6122	FICA/MEDICARE CONTRIBUTIONS	47,778	58,394	57,007	69,694	71,209
6131	GROUP INSURANCE	87,178	120,893	135,034	142,235	135,392
6133	WORKERS COMP INSURANCE PREMIUM	31,905	39,881	43,834	46,019	52,131
TOTAL EMPLOYER CONTRIBUTIONS		210,077	273,098	288,669	322,581	325,177
Total PERSONNEL SERVICES		851,970	1,047,527	1,091,120	1,206,326	1,233,089
SUPPLIES						
OFFICE SUPPLIES						
6205	DRAFTING SUPPLIES	-	-	-	200	-
6208	MISCELLANEOUS OFFICE SUPPLIES	1,803	3,377	1,010	2,400	1,200
TOTAL OFFICE SUPPLIES		1,803	3,377	1,010	2,600	1,200
OPERATING SUPPLIES						
6221	CLEANING SUPPLIES	-	-	-	-	-
6223	GASOLINE	13,235	13,344	17,893	11,900	14,000
6225	DIESEL FUEL	34,393	48,516	34,544	40,000	43,000
6227	LUBRICANTS & ADDITIVES	3,072	5,296	3,553	4,000	4,500
6229	SHOP MATERIALS	2,588	922	2,720	2,200	2,700
6231	UNIFORMS & TURN-OUT GEAR	4,582	5,176	3,825	4,700	4,800
6249	MISCELLANEOUS OPERATING SUPPLY	6,769	9,669	9,794	8,600	9,000
TOTAL OPERATING SUPPLIES		64,639	82,923	72,328	71,400	78,000
REPAIR AND MAINTENANCE SUPPLIES						
6257	OTHER VEHICLE PARTS	63,272	66,918	85,883	60,500	66,500
6259	BUILDING MAINT/REPAIR SUPPLIES	667	2,382	1,677	2,500	2,500
6261	SAND & GRAVEL	2,355	4,726	2,907	4,000	4,000
6263	SALT	72,544	97,334	92,362	78,528	112,000
6265	ASPHALT	11,129	14,235	22,316	21,000	24,000
6267	OTHER STREET MAINTENANCE SUPPL	4,279	7,353	4,798	5,700	5,800
6269	LANDSCAPE MATERIALS	5,929	5,675	1,520	7,500	7,500
6275	OTHER EQUIPMENT PARTS	-	-	-	-	-
TOTAL REPAIR AND MAINTENANCE SUPPLIES		160,176	198,622	211,463	179,728	222,300
SMALL TOOLS AND MINOR EQUIPMENT						
6281	SMALL TOOLS & MINOR EQUIPMENT	15,343	16,261	12,764	15,200	20,500
TOTAL SMALL TOOLS AND MINOR EQUIPMENT		15,343	16,261	12,764	15,200	20,500
Total SUPPLIES		241,961	301,182	297,565	268,928	322,000
OTHER SERVICES & CHARGES						
PROFESSIONAL SERVICES						
6315	MISCELLANEOUS PROFESSIONAL SER	21,585	28,986	21,794	24,000	24,500
TOTAL PROFESSIONAL SERVICES		21,585	28,986	21,794	24,000	24,500
COMMUNICATION						
6321	TELEPHONE	2,182	2,337	2,394	2,350	-
6322	POSTAGE	1,221	2,328	531	1,200	1,200
6323	CELLULAR PHONES	6,662	6,427	5,653	7,250	-
TOTAL COMMUNICATION		10,065	11,092	8,578	10,800	1,200

EMPLOYEE REIMBURSEMENTS						
6331	TRAVEL & LODGING	145	72	92	150	-
6335	TRAINING	8,236	7,726	4,821	8,500	8,650
TOTAL EMPLOYEE REIMBURSEMENTS		8,380	7,798	4,913	8,650	8,650
INSURANCE						
6361	GENERAL LIABILITY/PROPERTY INS	22,473	25,244	21,831	28,300	32,000
TOTAL INSURANCE		22,473	25,244	21,831	28,300	32,000
UTILITIES						
6371	ELECTRIC UTILITIES	7,422	7,555	7,382	8,500	39,000
6372	WATER/IRRIGATION	2,677	2,656	7,034	2,650	4,000
6373	GAS	5,304	5,240	4,690	5,000	25,000
6374	REFUSE/RECYCLING	3,912	2,167	2,353	2,800	2,800
TOTAL UTILITIES		19,317	17,618	21,458	18,950	70,800
REPAIRS AND MAINTENANCE - LABOR						
6381	BUILDING & STRUCTURE REPAIR	2,102	3,393	3,645	3,100	3,200
6382	MACHINERY & EQUIPMENT REPAIR	6,704	4,820	-	5,000	5,000
6387	TIRE MOUNTING & BALANCING	278	160	300	400	400
6388	OTHER VEHICLE REPAIR	19,809	23,444	15,523	23,000	20,000
TOTAL REPAIRS AND MAINTENANCE - LABOR		28,894	31,817	19,468	31,500	28,600
REPAIRS AND MAINTENANCE - CONTRACTS						
6404	MACHINERY & EQUIPMENT	1,221	1,332	1,332	1,300	1,500
6405	OFFICE & DATA PROCESSING EQUIP	-	-	968	-	8,895
TOTAL REPAIRS AND MAINTENANCE - CONTRACTS		1,221	1,332	2,300	1,300	10,395
RENTALS						
6415	OTHER EQUIPMENT RENTAL	60,355	86,565	1,581	72,300	15,000
6417	UNIFORM RENTAL	1,268	1,672	1,479	1,400	400
TOTAL RENTALS		61,623	88,237	3,061	73,700	15,400
DUES, SUBSCRIPTIONS, AND REGISTRATION FEES						
6451	MEMBERSHIP DUES	1,484	1,084	2,279	1,445	2,065
TOTAL DUES, SUBSCRIPTIONS, AND REGISTRATION FEES		1,484	1,084	2,279	1,445	2,065
BOOKS AND PAMPHLETS						
6471	BOOKS & PAMPHLETS	35	82	-	100	-
TOTAL BOOKS AND PAMPHLETS		35	82	-	100	-
CONTRACTED SERVICES						
6488	STREET MAINTENANCE CONTRACT	467,265	237,483	500,000	500,000	200,000
6489	OTHER CONTRACTED SERVICES	7,316	9,489	14,830	15,000	15,000
TOTAL CONTRACTED SERVICES		474,582	246,971	514,830	515,000	215,000
Total OTHER SERVICES & CHARGES		649,658	460,263	620,510	713,745	408,610
CAPITAL OUTLAY						
CAPITAL OUTLAY						
6540	HEAVY MACHINERY	197,061	185,980	-	275,500	265,800
6550	MOTOR VEHICLES	-	33,500	-	-	-
6580	OTHER EQUIPMENT	14,032	-	-	276,500	-
TOTAL CAPITAL OUTLAY		211,093	219,480	-	552,000	265,800
Total CAPITAL OUTLAY		211,093	219,480	-	552,000	265,800
TOTAL EXPENDITURES & OTHER FINANCING		1,954,681	2,028,451	2,009,196	2,740,999	2,229,499

FUND GENERAL

DEPARTMENT: ENGINEERING
 FUNCTION: PUBLIC WORKS

Business Unit	Object Account	Description	2018 Actual	2019 Actual	2020 Actual	2021 Adopted Budget	2022 Requested Budget
0301	6102	F.T. REGULAR-WAGES & SALARIES	132,852	206,802	245,602	275,646	308,856
0301	6103	FULL TIME-REGULAR-OVERTIME	6,020	9,788	17,702	6,000	12,000
0301	6104	PART TIME-WAGES & SALARIES	12,784	-	-	-	-
0301	6105	TEMPORARY-WAGES & SALARIES	10,046	11,915	11,110	29,120	31,200
0301	6106	OVERTIME-TEMPORARY	1,404	926	259	-	-
0301	6108	SEVERANCE PAY	-	18,602	-	-	-
0301	6121	PERA CONTRIBUTIONS	7,989	15,192	19,434	23,307	26,404
0301	6122	FICA/MEDICARE CONTRIBUTIONS	11,695	17,825	18,924	23,774	26,932
0301	6131	GROUP INSURANCE	19,753	36,693	41,855	46,353	44,225
0301	6133	WORKERS COMP INSURANCE PREMIUM	687	1,180	1,445	2,108	2,811
0301	6205	DRAFTING SUPPLIES	-	-	-	200	-
0301	6208	MISCELLANEOUS OFFICE SUPPLIES	1,706	2,755	734	2,000	800
0301	6223	GASOLINE	3,540	3,917	3,677	3,900	4,000
0301	6231	UNIFORMS & TURN-OUT GEAR	1,711	2,156	1,327	2,000	1,800
0301	6249	MISCELLANEOUS OPERATING SUPPLY	98	841	2,255	500	1,000
0301	6257	OTHER VEHICLE PARTS	1,436	893	1,122	500	1,500
0301	6281	SMALL TOOLS & MINOR EQUIPMENT	144	218	86	200	500
0301	6315	MISCELLANEOUS PROFESSIONAL SER	4,730	967	4,139	2,000	2,500
0301	6321	TELEPHONE	1,140	1,285	1,334	1,250	-
0301	6322	POSTAGE	980	2,298	460	1,000	1,000
0301	6323	CELLULAR PHONES	3,268	2,660	2,589	3,750	-
0301	6331	TRAVEL & LODGING	145	72	92	150	-
0301	6335	TRAINING	3,148	4,090	2,112	4,400	4,550
0301	6361	GENERAL LIABILITY/PROPERTY INS	2,593	4,415	4,799	4,500	7,000
0301	6405	OFFICE & DATA PROCESSING EQUIP	-	-	968	-	8,895
0301	6451	MEMBERSHIP DUES	1,239	732	1,919	1,045	1,665
0301	6471	BOOKS & PAMPHLETS	35	82	-	100	-
0301	6550	MOTOR VEHICLES	-	33,500	-	-	-
Total Expenditure			229,140	379,804	383,947	433,803	487,638

PERSONNEL COMPLEMENT

City Engineer	1.00	1.00	1.00	1.00	1.00
Engineering Tech IV	1.00	0.50	1.00	1.00	1.00
Engineering Tech II	1.00	1.00	1.00	1.00	1.00
Engineering Tech III	1.00	1.00	-	-	-
Civil Engineer IV	1.00	1.00	1.00	1.00	1.00
Civil Engineer II	-	-	1.00	1.00	1.00
Secretary (Moved to PW)	1.00	-	-	-	-
Administrative Assistant	-	0.50	1.00	1.00	1.00
Interns	1.00	1.00	1.00	1.00	1.00
Engineering Total	7.00	6.00	7.00	7.00	7.00

DESCRIPTION OF SERVICES:

The Engineering budget covers engineering functions not charged to specific projects. The City Engineer oversees all engineering including working with the Minnesota Department of Transportation, Anoka County, other cities and regulating agencies, maintaining mapping and GIS data, managing stormwater runoff, responding to citizen and staff requests, and general engineering functions.

BUDGET HIGHLIGHTS

- Engineering Technician IV to Senior Engineering Technician July 1, 2022 - \$859
- Reassigned staffing previously recorded under Streets & Park & Rec
- Lidar Mapping, Electronic Diaries & Calibrate Survey Equipment: \$8,500 (6405)

GOALS OF CURRENT YEAR BUDGET:

- Ensure stable and sustainable funding exists for the Pavement Management Program.
- Research external funding opportunities for Ramsey Gateway and WTP improvements.
- Conduct CSAH 5/Nowthen Blvd. transportation corridor study and develop improvements program.
- Conduct TH 47/St. Francis Blvd. transportation corridor study and develop improvements program.
- Develop and plan for key infrastructure improvements (AUAR, utilities, transportation).
- Support implementation of the Ramsey Gateway Highway 10 improvements.
- Identify and implement improved pavement rating system.
- Implement approved annual pavement rejuvenation program to replace suspended sealcoat program.

Performance Measurements:

	2018 Actual	2019 Actual	2020 Actual	2021 Projected	2022 Projected
Active Engineering Projects	12	12	11	13	13
Completed Engineering Projects	9	10	10	11	11
Infrastructure Asset Management System Upgrades	1		1	1	1

FUND GENERAL

DEPARTMENT: STREET MAINTENANCE
 FUNCTION: PUBLIC WORKS

Business Unit	Object Account	Description	2018 Actual	2019 Actual	2020 Actual	2021 Adopted Budget	2022 Requested Budget
0311	6102	F.T. REGULAR-WAGES & SALARIES	367,183	379,894	422,342	435,274	420,242
0311	6103	FULL TIME-REGULAR-OVERTIME	810	1,533	679	2,000	2,000
0311	6105	TEMPORARY-WAGES & SALARIES	2,888	9,361	9,971	13,200	13,200
0311	6108	SEVERANCE PAY	3,678	8,173			
0311	6121	PERA CONTRIBUTIONS	27,316	28,192	31,401	32,796	31,668
0311	6122	FICA/MEDICARE CONTRIBUTIONS	27,607	29,153	31,632	36,549	35,065
0311	6131	GROUP INSURANCE	67,425	84,200	93,179	95,882	91,167
0311	6133	WORKERS COMP INSURANCE PREMIUM	21,034	29,349	35,662	33,196	37,522
0311	6208	MISCELLANEOUS OFFICE SUPPLIES	97	622	276	400	400
0311	6221	CLEANING SUPPLIES	-	-			
0311	6223	GASOLINE	9,695	9,427	7,580	8,000	10,000
0311	6225	DIESEL FUEL	12,992	22,378	20,148	16,000	18,000
0311	6227	LUBRICANTS & ADDITIVES	3,072	5,296	3,553	4,000	4,500
0311	6229	SHOP MATERIALS	2,377	865	2,697	2,000	2,500
0311	6231	UNIFORMS & TURN-OUT GEAR	2,871	3,020	2,497	2,700	3,000
0311	6249	MISCELLANEOUS OPERATING SUPPLY	6,671	8,828	7,538	8,100	8,000
0311	6257	OTHER VEHICLE PARTS	22,718	30,149	30,188	25,000	30,000
0311	6259	BUILDING MAINT/REPAIR SUPPLIES	667	2,382	1,677	2,500	2,500
0311	6261	SAND & GRAVEL	-	-	-	1,000	1,000
0311	6265	ASPHALT	11,129	14,235	22,316	21,000	24,000
0311	6267	OTHER STREET MAINTENANCE SUPPL	418	1,577	19	2,000	2,000
0311	6269	LANDSCAPE MATERIALS	5,929	5,675	1,520	7,500	7,500
0311	6275	OTHER EQUIPMENT PARTS	-	-			
0311	6281	SMALL TOOLS & MINOR EQUIPMENT	15,199	16,043	12,678	15,000	20,000
0311	6315	MISCELLANEOUS PROFESSIONAL SER	16,855	28,019	17,655	22,000	22,000
0311	6321	TELEPHONE	1,042	1,052	1,060	1,100	-
0311	6322	POSTAGE	241	30	71	200	200
0311	6323	CELLULAR PHONES	3,394	3,767	3,063	3,500	-
0311	6335	TRAINING	5,088	3,636	2,709	4,100	4,100
0311	6361	GENERAL LIABILITY/PROPERTY INS	17,130	17,277	14,126	20,000	21,000
0311	6371	ELECTRIC UTILITIES	7,422	7,555	7,382	8,500	39,000
0311	6372	WATER/IRRIGATION	2,677	2,656	7,034	2,650	4,000
0311	6373	GAS	5,304	5,240	4,690	5,000	25,000
0311	6374	REFUSE/RECYCLING	3,912	2,167	2,353	2,800	2,800
0311	6381	BUILDING & STRUCTURE REPAIR	2,102	3,393	3,645	3,100	3,200
0311	6382	MACHINERY & EQUIPMENT REPAIR	6,704	4,820	-	5,000	5,000
0311	6387	TIRE MOUNTING & BALANCING	278	160	300	400	400
0311	6388	OTHER VEHICLE REPAIR	4,400	13,953	14,814	8,000	10,000
0311	6404	MACHINERY & EQUIPMENT	1,221	1,332	1,332	1,300	1,500
0311	6415	OTHER EQUIPMENT RENTAL	60,355	86,565	1,581	72,300	15,000
0311	6417	UNIFORM RENTAL	1,268	1,672	1,479	1,400	400
0311	6451	MEMBERSHIP DUES	245	353	360	400	400
0311	6488	STREET MAINTENANCE CONTRACT	467,265	237,483	500,000	500,000	200,000
0311	6489	OTHER CONTRACTED SERVICES	7,316	9,489	14,830	15,000	15,000
0311	6540	HEAVY MACHINERY	197,061	185,980		275,500	265,800
0311	6550	MOTOR VEHICLES	37,577	-		-	
0311	6580	OTHER EQUIPMENT	14,032			276,500	
Total Expenditure			1,474,670	1,306,948	1,336,038	1,992,847	1,399,064

PERSONNEL COMPLEMENT

Public Works Superintendent	1.00	1.00	1.00	1.00	1.00
Secretary (Formerly under Engineering)	1.00	1.00	1.00	1.00	1.00
Mechanic	2.00	2.00	2.00	2.00	2.00
Street Supervisor	-	-	-	-	1.00
Streets Lead Worker	1.00	1.00	1.00	1.00	1.00
PW Maintenance Worker	4.00	5.00	5.00	5.00	4.00
Temporary - Streets	0.50	0.50	0.50	0.50	0.50
Street Maintenance Total	9.50	10.50	10.50	10.50	10.50

6488/6489 Other Contracted Services

Pavement Management Program Funding (Transfer to Pavement Management Fund)			260,742	300,000	-
Cracksealing/Rejuvenation	237,483	237,483	239,258	200,000	200,000
Curb Repair/Tree Removal			-	15,000	15,000
	237,483	237,483	500,000	515,000	215,000

6540 - Heavy Machinery

F350 truck with plow	197,061	-	-	212,500	-
1-Ton Truck	37,577	-	-	63,000	-
Sidewalk Machine		148,292	-	-	-
Tractor Backhoe (\$84,000 total remainder utility funded)		37,688	-	-	-
Tandem Axle Truck with Plow		-	-	-	265,800
	234,638	185,980	-	275,500	265,800

6550-Motor Vehicle

	-	-	-	-	-
--	---	---	---	---	---

6580 - Other Equipment

Sidewalk Machine	-	-	-	146,500	-
Trailer for skidsteer	-	-	-	11,500	-
Toolcat	-	-	-	57,500	-
Skidsteer	-	-	-	61,000	-
ATV Athletic Field Maintenance Machine	14,032	14,032	-	-	-
	14,032	14,032	-	276,500	-

DESCRIPTION OF SERVICES:

The Street Maintenance Department is responsible for maintaining city streets, sidewalks, traffic signs, boulevards, ROW mowing and the storm water collection system.

BUDGET HIGHLIGHTS

- Increase gas/electric costs due to new public works campus (6371, 6373)
- Street Lead Person to Streets Department Supervisor - \$3,453
- Street Maintenance Worker to Street Lead Person - \$3,422
- Road Funding: \$200,000 for Street Rejuvenation

GOALS OF CURRENT YEAR BUDGET:

Maintain and improve city's rating of 7.0 average of road condition
 Increase use of contracted services on pothole repair (velocity patching)
 Increase preventative maintenance to prolong the life of our public streets
 Maintain our city vehicles and equipment to the highest level possible

Performance Measurements:

	2018 Actual	2019 Actual	2020 Projected	2021 Projected	2022 Projected
Crack filling (miles)	7.95	21.5	7		
Sealcoating (miles)	7.5	0	0	0	0
Asphalt patching (tons)	150	532	500		

Business Unit	Object Account	Description	2018 Actual	2019 Actual	2020 Actual	2021 Adopted Budget	2022 Requested Budget
0312	6102	F.T. REGULAR-WAGES & SALARIES	94,947	111,161	74,710	103,730	101,639
0312	6103	FULL TIME-REGULAR-OVERTIME	15,820	27,433	17,925	10,000	10,000
0312	6105	TEMPORARY-WAGES & SALARIES	6,244	7,443	2,151	8,775	8,775
0312	6121	PERA CONTRIBUTIONS	7,911	10,547	1,959	8,530	8,373
0312	6122	FICA/MEDICARE CONTRIBUTIONS	8,476	11,416	6,451	9,371	9,212
0312	6133	WORKERS COMP INSURANCE PREMIUM	10,184	9,353	6,726	10,715	11,798
0312	6223	GASOLINE	-	-	6,636		
0312	6225	DIESEL FUEL	21,401	26,138	14,396	24,000	25,000
0312	6229	SHOP MATERIALS	211	57	24	200	200
0312	6251	BATTERIES	-	-			
0312	6257	OTHER VEHICLE PARTS	39,117	35,875	54,572	35,000	35,000
0312	6261	SAND & GRAVEL	2,355	4,726	2,907	3,000	3,000
0312	6263	SALT	72,544	97,334	92,362	78,528	112,000
0312	6267	OTHER STREET MAINTENANCE SUPPL	3,861	5,777	4,779	3,700	3,800
0312	6361	GENERAL LIABILITY/PROPERTY INS	2,750	3,553	2,906	3,800	4,000
0312	6388	OTHER VEHICLE REPAIR	15,410	9,491	709	15,000	10,000
0312	6489	OTHER CONTRACTED SERVICES	-	-			
Total Expenditure			301,233	360,301	289,211	314,349	342,797

DESCRIPTION OF SERVICES:

The Snow and Ice Removal budget provides for snow removal and for ice control on city streets, parking lots, and pathways.

BUDGET HIGHLIGHTS

- No major changes. Staff time redistributed between streets, traffic engr & snow plowing
- Staff time redistributed between streets, traffic engr & snow plowing
- No Change in Salt quantity. Reflects current market pricing: \$33,000 increase

GOALS OF CURRENT YEAR BUDGET:

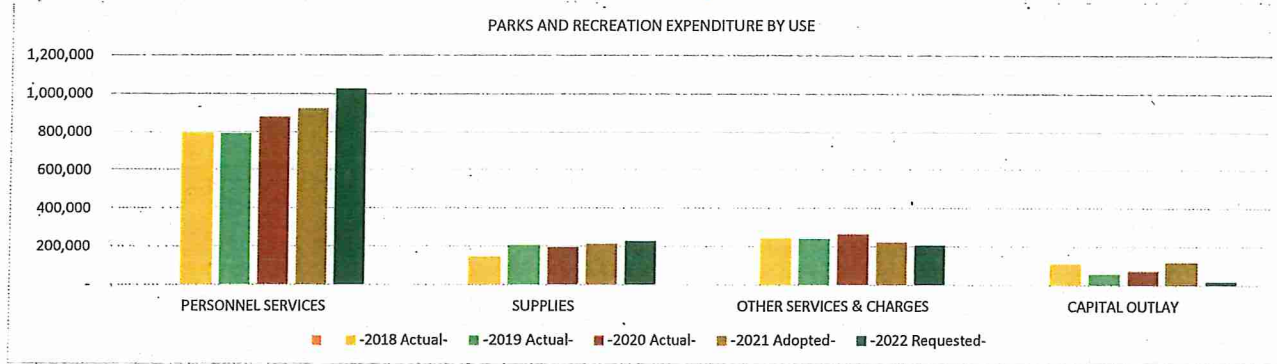
- Clearing of parking ramp utilizing PW Staff (full time, temp on call, & seasonal staff) See PUMA Budget
- Continue to monitor and reduce salt usage
- Continue to complete citywide plowing in 8 hours or less
- Upgrade weather service to MDSS (maintenance decision support software)
- Equip cul-de-sac trucks and sidewalk plowing equipment with AVL to track snow removal operations

Performance Measurements:

	2018 Actual	2019 Actual	2020 Actual	2021 Projected	2022 Projected
Miles of Streets Plowed	175	181.8	181.8		
Cul-de-sacs	275	283	283		
Salt/Sand Purchased (tons)	1200	1200	1200		
Snow Removal Hours	4110	5161	3090		
Full Scale Plowing Events	17.00	9.00	9.00		

PARKS AND RECREATION 452-461

EXPENDITURE BY OBJECT SUMMARY	-2018 Actual-	-2019 Actual-	-2020 Actual-	-2021 Adopted-	-2022 Requested-
PERSONNEL SERVICES	795,948	791,294	878,027	921,790	1,026,225
SUPPLIES	148,244	207,079	198,379	214,300	229,800
OTHER SERVICES & CHARGES	245,907	244,126	266,854	224,000	208,800
CAPITAL OUTLAY	112,448	60,911	75,610	121,200	19,000
TOTAL EXPENDITURE BY OBJECT	1,302,547	1,303,410	1,418,871	1,481,290	1,483,825



LINE ITEM DETAIL BY COST CENTER OR SUB-FUNCTION

PARKS AND RECREATION 452-455

EXPENDITURE BY OBJECT RECAP ALL SUB-FUNCTIONS		-2018 Actual-	-2019 Actual-	-2020 Actual-	-2021 Adopted-	-2022 Requested-
PERSONNEL SERVICES						
WAGES AND SALARIES						
6102	F.T. REGULAR-WAGES & SALARIES	531,530	516,077	572,067	589,508	638,456
6103	FULL TIME-REGULAR-OVERTIME	1,124	4,308	494	1,000	1,000
6105	TEMPORARY-WAGES & SALARIES	79,978	89,070	99,094	108,459	115,792
TOTAL WAGES AND SALARIES		612,632	609,455	671,654	698,967	755,248
EMPLOYER CONTRIBUTIONS						
6121	PERA CONTRIBUTIONS	40,833	40,860	45,806	45,671	50,827
6122	FICA/MEDICARE CONTRIBUTIONS	46,849	46,762	50,846	53,471	57,776
6131	GROUP INSURANCE	68,971	68,662	78,670	88,235	116,301
6133	WORKERS COMP INSURANCE PREMIUM	26,663	25,555	31,051	35,446	46,073
TOTAL EMPLOYER CONTRIBUTIONS		183,316	181,839	206,373	222,823	270,977
Total PERSONNEL SERVICES		795,948	791,294	878,027	921,790	1,026,225
SUPPLIES						
OFFICE SUPPLIES						
6208	MISCELLANEOUS OFFICE SUPPLIES	501	1,441	348	600	600
TOTAL OFFICE SUPPLIES		501	1,441	348	600	600
OPERATING SUPPLIES						
6223	GASOLINE	18,633	19,107	15,140	19,000	19,000
6225	DIESEL FUEL	5,237	4,500	265	7,000	5,000
6229	SHOP MATERIALS	773	654	523	2,000	1,000
6231	UNIFORMS & TURN-OUT GEAR	4,287	3,888	3,412	4,200	4,200
6249	MISCELLANEOUS OPERATING SUPPLY	22,014	35,821	32,775	30,000	33,000
TOTAL OPERATING SUPPLIES		50,943	63,970	52,116	62,200	62,200
REPAIR AND MAINTENANCE SUPPLIES						
6257	OTHER VEHICLE PARTS	15,348	17,698	15,975	17,000	17,000
6265	ASPHALT	41,931	93,441	97,967	95,000	105,000
6269	LANDSCAPE MATERIALS	22,531	19,297	16,785	22,000	25,000
6268	IRRIGATION SUPPLIES	15,111	9,317	13,000	15,000	15,000
TOTAL REPAIR AND MAINTENANCE SUPPLIES		94,921	139,753	143,727	149,000	162,000
SMALL TOOLS AND MINOR EQUIPMENT						
6281	SMALL TOOLS & MINOR EQUIPMENT	1,878	1,915	2,189	2,500	5,000
TOTAL SMALL TOOLS AND MINOR EQUIPMENT		1,878	1,915	2,189	2,500	5,000
Total SUPPLIES		148,244	207,079	198,379	214,300	229,800
OTHER SERVICES & CHARGES						
PROFESSIONAL SERVICES						
6315	MISCELLANEOUS PROFESSIONAL SER	55,401	31,522	33,468	33,000	33,000
TOTAL PROFESSIONAL SERVICES		55,401	31,522	33,468	33,000	33,000
COMMUNICATION						
6321	TELEPHONE	784	784	155	800	-
6322	POSTAGE	194	79	90	100	100
6323	CELLULAR PHONES	4,325	4,590	3,149	4,500	-
TOTAL COMMUNICATION		5,303	5,453	3,394	5,400	100

EMPLOYEE REIMBURSEMENTS						
6331	TRAVEL & LODGING					
6334	MILEAGE REIMBURSEMENT					
6335	TRAINING	528	2,914	2,714	2,500	2,500
TOTAL EMPLOYEE REIMBURSEMENTS		528	2,914	2,714	2,500	2,500
ADVERTISING AND PUBLISHING						
6352	GENERAL NOTICE & PUBLIC INFOR					
TOTAL ADVERTISING AND PUBLISHING						
INSURANCE						
6361	GENERAL LIABILITY/PROPERTY INS	14,308	15,364	17,404	16,500	20,000
TOTAL INSURANCE		14,308	15,364	17,404	16,500	20,000
UTILITIES						
6371	ELECTRIC UTILITIES	24,672	22,301	24,032	24,500	20,000
6372	WATER/IRRIGATION	9,060	6,095	7,444	10,000	10,000
6373	GAS	3,902	3,514	3,421	4,000	4,000
6374	REFUSE/RECYCLING	3,812	4,739	3,857	3,900	3,900
TOTAL UTILITIES		41,445	36,648	38,753	42,400	37,900
REPAIRS AND MAINTENANCE - LABOR						
6381	BUILDING & STRUCTURE REPAIR	19,176	8,793	14,100	21,000	10,000
6382	MACHINERY & EQUIPMENT REPAIR	3,612	12,601	10,031	5,000	7,000
6388	OTHER VEHICLE REPAIR	4,470	6,429	1,226	5,000	5,000
TOTAL REPAIRS AND MAINTENANCE - LABOR		27,259	27,823	25,357	31,000	22,000
RENTALS						
6415	OTHER EQUIPMENT RENTAL	1,515	1,568	1,489	2,000	2,000
6416	MACHINERY RENTAL		275		300	300
6417	UNIFORM RENTAL	263	276	231	400	400
TOTAL RENTALS		1,777	2,119	1,719	2,700	2,700
DUES, SUBSCRIPTIONS, AND REGISTRATION FEES						
6451	MEMBERSHIP DUES	280	300	420	500	600
TOTAL DUES, SUBSCRIPTIONS, AND REGISTRATION FEES		280	300	420	500	600
CONTRACTED SERVICES						
6489	OTHER CONTRACTED SERVICES	99,607	121,982	143,625	90,000	90,000
TOTAL CONTRACTED SERVICES		99,607	121,982	143,625	90,000	90,000
Total OTHER SERVICES & CHARGES		245,907	244,126	266,854	224,000	208,800
CAPITAL OUTLAY						
CAPITAL OUTLAY						
6540	HEAVY MACHINERY	23,362		42,861		
6550	VEHICLES					
6580	OTHER EQUIPMENT	17,298	60,911	32,749	121,200	19,000
TOTAL CAPITAL OUTLAY		40,660	60,911	75,610	121,200	19,000
Total CAPITAL OUTLAY		40,660	60,911	75,610	121,200	19,000
TOTAL EXPENDITURES & OTHER FINANCING		1,230,759	1,303,410	1,418,871	1,481,290	1,483,825

FUND GENERAL

DEPARTMENT: PARK & RECREATION
 FUNCTION: PARKS AND RECREATION

Business Unit	Object Account	Description	2018 Actual	2019 Actual	2020 Actual	2021 Adopted Budget	2022 Requested Budget
0452	6102	F.T. REGULAR-WAGES & SALARIES	531,530	516,077	572,067	589,508	638,456
0452	6103	FULL TIME-REGULAR-OVERTIME	1,124	4,308	494	1,000	1,000
0452	6104	PART TIME-WAGES & SALARIES	1,550	23,517	30,275	24,819	31,645
0452	6105	TEMPORARY-WAGES & SALARIES	78,428	65,553	68,819	83,640	84,147
0452	6121	PERA CONTRIBUTIONS	40,833	40,860	45,806	45,671	50,827
0452	6122	FICA/MEDICARE CONTRIBUTIONS	46,849	46,762	50,846	53,471	57,776
0452	6131	GROUP INSURANCE	68,971	68,662	78,670	88,235	116,301
0452	6133	WORKERS COMP INSURANCE PREMIUM	26,663	25,555	31,051	35,446	46,073
0452	6208	MISCELLANEOUS OFFICE SUPPLIES	501	1,441	348	600	600
0452	6223	GASOLINE	18,633	19,107	15,140	19,000	19,000
0452	6225	DIESEL FUEL	5,237	4,500	265	7,000	5,000
0452	6229	SHOP MATERIALS	773	654	523	2,000	1,000
0452	6231	UNIFORMS & TURN-OUT GEAR	4,287	3,888	3,412	4,200	4,200
0452	6249	MISCELLANEOUS OPERATING SUPPLY	22,014	35,821	32,775	30,000	33,000
0452	6257	OTHER VEHICLE PARTS	15,348	17,698	15,975	17,000	17,000
0452	6265	ASPHALT	41,931	93,441	97,967	95,000	105,000
0452	6268	IRRIGATION SUPPLIES	15,111	9,317	13,000	15,000	15,000
0452	6269	LANDSCAPE MATERIALS	22,531	19,297	16,785	22,000	25,000
0452	6281	SMALL TOOLS & MINOR EQUIPMENT	1,878	1,915	2,189	2,500	5,000
0452	6315	MISCELLANEOUS PROFESSIONAL SER	55,401	31,522	33,468	33,000	33,000
0452	6321	TELEPHONE	784	784	155	800	-
0452	6322	POSTAGE	194	79	90	100	100
0452	6323	CELLULAR PHONES	4,325	4,590	3,149	4,500	-
0452	6335	TRAINING	528	2,914	2,714	2,500	2,500
0452	6361	GENERAL LIABILITY/PROPERTY INS	14,308	15,364	17,404	16,500	20,000
0452	6371	ELECTRIC UTILITIES	24,672	22,301	24,032	24,500	20,000
0452	6372	WATER/IRRIGATION	9,060	6,095	7,444	10,000	10,000
0452	6373	GAS	3,902	3,514	3,421	4,000	4,000
0452	6374	REFUSE/RECYCLING	3,812	4,739	3,857	3,900	3,900
0452	6381	BUILDING & STRUCTURE REPAIR	19,176	8,793	14,100	21,000	10,000
0452	6382	MACHINERY & EQUIPMENT REPAIR	3,612	12,601	10,031	5,000	7,000
0452	6388	OTHER VEHICLE REPAIR	4,470	6,429	1,226	5,000	5,000
0452	6415	OTHER EQUIPMENT RENTAL	1,515	1,568	1,489	2,000	2,000
0452	6416	MACHINERY RENTAL	-	275	-	300	300
0452	6417	UNIFORM RENTAL	263	276	231	400	400
0452	6451	MEMBERSHIP DUES	280	300	420	500	600
0452	6489	OTHER CONTRACTED SERVICES	89,607	101,982	143,625	90,000	90,000
0452	6540	HEAVY MACHINERY	23,362	-	42,861		
0452	6550	MOTOR VEHICLES	71,788	-	-	-	
0452	6580	OTHER EQUIPMENT	17,298	60,911	32,749	121,200	19,000
Total Expenditure			1,292,547	1,283,410	1,418,871	1,481,290	1,483,825

PERSONNEL COMPLEMENT

Park Maintenance Worker	5.00	4.00	4.00	5.00	6.00
Utilities Maintenance Worker (Enterprise Funded)	3.00	3.00	3.00	3.00	3.00
Utilities Supervisor (Enterprise Funded)	1.00	1.00	1.00	1.00	1.00
Parks/Assistant PW Superintendent	1.00	1.00	1.00	1.00	1.00
Park Supervisor	1.00	1.00	1.00	1.00	1.00
Parks Lead Worker	-	1.00	1.00	1.00	1.00
Recreation Specialist	-	0.50	0.50	0.50	0.50
Temporary - Parks	3.62	3.62	3.62	3.62	3.62
Parks Intern	0.34	0.34	-	-	-
	<u>14.96</u>	<u>15.46</u>	<u>15.12</u>	<u>16.12</u>	<u>17.12</u>

6540/6550 Heavy Machinery

3/4 ton 4/4 Truck			42,861	-	-
3/4 Ton 4/4 Truck with plow equipment	36,580	-	-	-	-
1-ton truck with plow equipment	58,570	-	-	-	-
	<u>95,150</u>	<u>-</u>	<u>42,861</u>	<u>-</u>	<u>-</u>

6580 Other Equipment

ATV Athletic Field Maintenance Machine	17,298	-	-	-	-
Kubota Tractor Attachment			32,749	-	-
Large Area Mower			-	92,000	-
Line Striper					19,000
John Deere Mower				20,000	-
Bison Trailer				9,200	-
3-Zero-Turn Mowers		21,338	-	-	-
Chipper		33,800	-	-	-
	<u>17,298</u>	<u>55,138</u>	<u>32,749</u>	<u>121,200</u>	<u>19,000</u>

DESCRIPTION OF SERVICES:

The Park and Recreation Department is responsible for the maintenance of all city parks and facilities. These parks and facilities include playgrounds, shelters, ballfields, trails, public grounds and streetscapes.

BUDGET HIGHLIGHTS

- Full-Time Park Maintenance Worker - \$74,331
- Additional Hours Rec Specialist 20 hr/wk to 29 hr/wk - \$7,823
- Line Striper Replacement: \$19,000
-
-

GOALS OF CURRENT YEAR BUDGET:

- Continue new trail maintenance policy developed in 2015
- Continue to coordinate trail, sidewalk, parking lot and rink snow removal with city-wide snow plowing for
- Continue to work year-round with the athletic associations in the provision of youth recreation
- Complete a citizen survey to identify community need for recreation programming
- Following the conclusion of the 2018 comprehensive plan update and master park planning endeavor begin implementing the park and trail plan objectives
- Continue organizing a Master Park and Trail Plan, including cost estimates for the emerging future vision

Performance Measurements:

	2018 Actual	2019 Actual	2020 Actual	2021 Projected	2022 Projected
Number of City Parks	23	23	23	26	26
Number of Athletic Fields Maintained	42	42	42	42	42
Number of Playgrounds Maintained	17	17	17	17	17
Miles of Trails Maintained	41	70	70	70	70
Total Acreage Mowed	150.11	150.11	150.11	150.11	150.11

FUND GENERAL

DEPARTMENT: COMMUNITY PROGRAMS

FUNCTION: PARKS AND RECREATION

Business Unit	Object Account	Description	2018 Actual	2019 Actual	2020 Actual	2021 Adopted Budget	2022 Requested Budget
0455	6489	OTHER CONTRACTED SERVICES	10,000	20,000			
Total Expenditure			10,000	20,000	-	-	-

6489 Other Contracted Services

Alexandra House (Gambling Funds)	-	10,000	-	-	-
Family Promise Donation	-	-	-	-	-
Ramsey Foundation - Draw Park Events (Gambling Funds)	5,000	10,000	-	-	-
	<u>5,000</u>	<u>20,000</u>	-	-	-

DESCRIPTION OF SERVICES:

The Community Programs budget provides funding for those organizations that provide programs and support to Ramsey residents in need.

BUDGET HIGHLIGHTS

- Funding For Alexandra House and Draw Park Events Funded via Gambling Fund

GOALS OF CURRENT YEAR BUDGET:

- Increase citizens knowledge of programs offered

FUND GENERAL

DEPARTMENT: EXPENDITURE RESERVE
 FUNCTION: MISCELLANEOUS/CONTINGENCY

Business Unit	Object Account	Description	2018 Actual	2019 Actual	2020 Adopted Budget	2021 Adopted Budget	2022 Requested Budget
0892	6105	TEMPORARY-WAGES & SALARIES	-	-	-	59,000	
0892	6282	EMERGENCY SUPPLIES - COVID	-	-	436,995		
0892	6315	MISCELLANEOUS PROFESSIONAL SER	-	-	-	15,000	25,000
0892	6603	OTHER L.T. OBLIGATION PRINCIPA	61,853	61,853	61,853		
0892	6820	OPERATING TRANSFERS TO OTHER F	643,832	575,817	1,376,215	106,373	106,373
Total Expenditure			705,685	637,670	1,875,063	180,373	131,373

6105 Temporary Wages & Salaries

Contingency for Negotiations	-	-	-	59,000		
Presidential Primary Election	-	-	10,000	15,000		
Health Insurance Increases	-	-	-	-		
	-	-	10,000	74,000		

6603/6820 Principal & Transfers

Bury Carlson Internal Loan (PIR Fund)*	-	44,520	44,520	44,520	44,520	44,520
Municipal Center debt transfer interfund	61,853	61,853	61,853	61,853	61,853	61,853
	61,853	106,373	106,373	106,373	106,373	106,373

*Coded directly against property tax when collected

6820 Transfers to Other Funds

Excess Revenue Transfer	643,832	575,817	1,376,215	-	-	-
	643,832	575,817	1,376,215	-	-	-

DESCRIPTION OF SERVICES:

The Contingency budget is to be used for unforeseen expenditures or for anticipated expenditures of uncertain amounts.

BUDGET HIGHLIGHTS

- No Major Changes

GOALS OF CURRENT YEAR BUDGET:

- Minimize unbudgeted/unallocated expenses

Left

Blank

FUND ECONOMIC DEVELOPMENT AUTHORITY

Business Unit	Object Account	Description	2018 Actual	2019 Actual	2020 Actual	2021 Adopted Budget	2022 Requested Budget
9230	4011	CURRENT-AD VALOREM TAXES	84,583	85,062	76,787	75,360	75,360
9230	4012	DELINQUENT-AD VALOREM TAXES	919	434	410		
9230	4014	FISCAL DISPARITIES	18,824	14,360	13,753		
9230	4273	OTHER STATE GRANTS & AIDS	-	-			
9230	4609	OTHER MISCELLANEOUS REVENUES	3,816	46,972			
9230	4701	INTEREST ON INVESTMENTS	16,059	35,028	40,633	10,000	10,000
9230	4901	TRANSFER IN FROM OTHER FUNDS	-	-			
Total Revenue			124,202	181,856	131,583	85,360	85,360

Business Unit	Object Account	Description	2018 Actual	2019 Actual	2020 Actual	2021 Adopted Budget	2022 Requested Budget
9230	6102	F.T. REGULAR-WAGES & SALARIES	-	-			
9230	6105	TEMPORARY-WAGES & SALARIES	1,435	840	755	1,500	1,500
9230	6121	PERA CONTRIBUTIONS	-	-			
9230	6122	FICA/MEDICARE CONTRIBUTIONS	120	64	58	100	100
9230	6131	GROUP INSURANCE	-	-			
9230	6133	WORKERS COMP INSURANCE PREMIUM	7	4	4	10	10
9230	6246	MARKETING	4,150	22,027	2,430	30,000	30,000
9230	6249	MISCELLANEOUS OPERATING SUPPLY	15,261	10,771	9,562	19,000	19,000
9230	6304	LEGAL FEES	-	-			
9230	6315	MISCELLANEOUS PROFESSIONAL SER	27,889	20,999	70,426	30,000	30,000
9230	6322	POSTAGE	-	-			
9230	6323	CELLULAR PHONES	-	-			
9230	6331	TRAVEL & LODGING	347	850	-	1,000	1,000
9230	6335	TRAINING	511	2,048	483	1,000	1,000
9230	6361	GENERAL LIABILITY/PROPERTY INS	511	590	877	750	750
9230	6371	ELECTRIC UTILITIES	-	-			
9230	6439	OTHER MISCELLANEOUS	-	-			
9230	6451	MEMBERSHIP DUES	1,370	1,437	940	2,000	2,000
9230	6452	SUBSCRIPTIONS	-	-	-	-	-
Total Expenditure			51,601	59,630	85,534	85,360	85,360

DESCRIPTION OF SERVICES:
 The primary objective of the Economic Development Authority is to aid, assist and promote the growth and expansion of commercial, retail and industrial development in the City of Ramsey.

GOALS OF CURRENT YEAR BUDGET:
 Enhance Business Retention and Expansion Program
 Increase number of jobs
 Increase retail base
 Reduce the amount of land owned by City for development

Meeting Date: 11/09/2021

Information

Title:

Review of 2022-2031 Capital Improvement Plan (CIP)

Purpose/Background:

The 2022-2031 Capital Improvement Plan (CIP) has been prepared as a strategic planning tool to assist the City Council in identifying proposed capital improvement projects over the next ten years. The CIP is broken down into the following categories: Capital Equipment, Municipal Buildings, Park Improvements, Sewer Improvements, Storm Water Improvements, Street Improvements, Street Light Improvements and Water Improvements.

Each project includes preliminary funding sources and appropriate background information citing needs and projected cost estimates.

A supplemental section titled 'Future Consideration Projects' has also been included. This is a listing of park projects that are contingent upon availability of resources. These projects are unfunded and unscheduled until resources become available.

The CIP must be formally adopted after a public hearing is held.

The CIP was presented at the October 26 worksession. There were two recommendations requested: remove the 2022 electric vehicle request which has been updated with the Police Chief's request of a 2022 Ford Explorer (Capital Equipment Project POL-405) and to remove Park Project 18-PARK-004 Lake Itasca Park - Parking, Trail and Canoe System which has been moved to the Supplemental Future Consideration for Park Projects CIP. The question was asked about the exterior painting of water towers 1 & 2 planned for the same year (2024) and whether there was a cost savings or viable to do so. The Utilities Supervisor revisited this and pushed out tower #1 to 2025 and left tower #2 at 2024 with the possibility of pushing both these out further based on an aerial inspection. The year 2024 was selected as the first possible year for painting as the water treatment plant will be operational and an additional one-million gallon gallons of treated water will be stored in a clear well under the plant that will assist with water demands when a tower is taken off-line.

Staff is proposing the following schedule for the adoption of the 2022-2031 CIP:

November 9 - Council worksession to review CIP inclusions

November 23- Further worksession review if needed & City Council meeting Schedule Public Hearing Date of December 14

December 14 - Public Hearing & Adopt 2022-2031 CIP

Timeframe:

20 minutes

Funding Source:

Responsible Party(ies):

Finance Director & respective department heads

Outcome:

Review and discuss the 2022-2031 Capital Improvement Plan (CIP).

Attachments

Draft 2022-2031 CIP

Draft 2022-2031 Park Supplemental CIP

Form Review

Inbox

Kurt Ulrich

Form Started By: Diana Lund

Final Approval Date: 11/03/2021


Reviewed By

Kurt Ulrich

Date

11/03/2021 03:04 PM


Started On: 10/28/2021 02:16 PM



CITY OF RAMSEY CAPITAL IMPROVEMENT PROGRAM 2022-2031

The Capital Improvement Program document is a planning tool maintained by the city to identify future projects, related expenditures, and funding sources. All projects designated in the Capital Improvement Program are contingent upon availability of resources during the planned year. The total expenditure of projects includes city-funded sources as well as other resources such as grants, fees, bonding, etc.





THIS PAGE INTENTIONALLY BLANK

CITY OF RAMSEY
2022-2031
CAPITAL IMPROVEMENT PLAN

TABLE OF CONTENTS

	PAGE NUMBER
INTRODUCTORY SECTION.....	7
Capital Improvement Plan.....	8-10
OVERVIEW SECTION.....	11
Category Summary.....	12
Funding Source Summary.....	13
Priority Codes & Definitions Key.....	14
Projects by Year & Priority.....	15-22
Projects & Funding Sources by Category.....	22-37
PROJECT DETAILS.....	39
<u>Equipment Replacement:</u>	
Detailed Equipment.....	40-166
<u>Municipal Buildings:</u>	
Community Center.....	167
Old Town Hall Restoration.....	168
Sprinkler System @ Fire Station #1	169
Storage Bldg @ Fire Station #1	170
City Hall Exterior Lighting.....	171
City Hall Landscaping.....	172
Repair Roof on Fire Station #1.....	173
Replace City Hall Carpeting.....	174
Replace City Hall Caulking & Grout	175
Repair City Hall Counter Tops.....	176
Resurface Fire #1 Apparatus Bay Floor Resurfacing.....	177
Fire #1 Apparatus Bay Paint.....	178
<u>Park Improvements:</u>	
Elmcrest Park Entrance and Signage.....	179
Irrigation for Titterud Park.....	180
Observation Boardwalk – Lake Itasca.....	181
Rabbit Park Phase Two.....	182
Observation Deck of the Mississippi East Dolomite.....	183
Trail Connections.....	184
Park Development in the COR.....	185
Additional Land for Central Park.....	186
Field Lighting – Central or Alpine Park.....	187
Northfork North Trail Connection.....	188
Amphitheater Lighting.....	189
Aeration for Sunfish Lake & The Draw.....	190

Park Improvements:

River’s Bend South Shelter Replacement.....	191
Central Park Main Parking Lot Improvements.....	192
Playground Replacement Program.....	193
Boulevard Trees – Sunwood Drive in CORent.....	194
Disc Golf Course.....	195
Off Leash Area.....	196
Acquire Outlots “A” in Rivers Bluff & Reilly East.....	197
Alpaca Estates Outlot.....	198

Sewer Improvements:

Fire Station 1 Sanitary Sewer Service	199
Replace Pumps at Lift Station #2.....	200

Storm Water Improvements:

Stormwater Drainage Improvements	201
Outlet Control Structure for Improvements.....	202

Street Improvements:

Zeolite Roadway Improvement	203
Sunwood Drive Roundabout Landscaping.....	204
Hwy 10 & BNSF RR Grade Separation at Ramsey Boulevard.....	205
Hwy 10 & BNSF RR Grade Separation at Sunfish Lake Boulevard	206
Reconstruction of Streets-Barthels Rum River Acres.....	207
Reconstruction of Streets-Wood Pond Hills 2 nd -5 th Additions.....	208
Reconstruction of Streets-Autumn Heights	209
Reconstruction of Streets-Halls Dover Acres ..	210
Reconstruction of Streets-Nature View	211
Reconstruction of Streets-Sorteberg 6th.....	212
Reconstruction of Streets-Fox Ridge Estates 1 st & 2 nd	213
Reconstruction of Streets-Rodeo Hills Est/Valley View.....	214
Reconstruction of Streets-McKinley St & Alpine Drive to Puma & Armstrong.....	215
Concrete Repairs.....	216
Reconstruction of Streets-Whispering Pine Estates Plat 3.....	217
Reconstruction of Streets-Sports Haven	218
Reconstruction of Streets-Barthels Rum River Acres 2 nd	219
Reconstruction of Streets-161 st Avenue	220
Reconstruction of Streets-Carol-Rose Acres.....	221
Reconstruction of Streets-Ford Brook Estates 3 rd	222
Reconstruction of Streets-Windsorwood	223
Reconstruction of Streets-Countryside Estates	224
Reconstruction of Streets-Waco Street – Sunwood Drive to 150 th	225
Reconstruction of Streets-Xkimo Street & Waco Street.....	226
2022 MSA Overlays.....	227
2022 Neighborhood Overlays.....	228
Reconstruction of Sunwood Drive.....	229
2023 MSA Overlays.....	230
2023 Neighborhood Overlays.....	231
Reconstruction of Streets-167 th Avenue.....	232
2024 Neighborhood Overlays.....	233
2025 Neighborhood Overlays.....	234
2026 Neighborhood Overlays.....	235
Reconstruction of Streets-Flintwood Hills 2 nd & 3 rd	236
2027 MSA Overlays.....	237
2027 Neighborhood Overlays.....	238

<u>Street Improvements:</u>	
Reconstruction of Streets-156 th Avenue & Juniper Ridge Dr.,,,,,.....	239
2028 MSA Overlays.....	240
2028 Neighborhood Overlays.....	241
Reconstruction of Streets- 142 nd Avenue.....	242
2029 MSA Overlays.....	243
2029 Neighborhood Overlays.....	244
2030 MSA Overlays.....	245
2030 Neighborhood Overlays	246
Reconstruction of Streets-Alpine Drive Between TH 47 & Roanoke St.....	247
Reconstruction of Streets-Sunwood Drive.....	248
Annual MSA Pavement Marking Improvements.....	249
Reconstruction of Streets-Sortebergs.....	250
2031 MSA Overlays.....	251
Reconstruction of Streets-Section 01 Unplatted.....	252
2031 Neighborhood Overlays.....	253
Reconstruction of Streets- Klemish & Klemish & Flores.....	254
Reconstruction of Streets-Magnesium.....	255
2029 Neighborhood Overlays.....	256
Reconstruction of Streets-North Forty.....	257
<u>Street Light Improvements</u>	
Bunker Lake Blvd & Puma Street Lighting.....	258
Riverdale Drive Street Lighting.....	259
<u>Water Improvements:</u>	
Water Treatment Facility.....	260
Fire Station 1 Extension of Water.....	261
Refurbish Water Tower #2	262
Refurbish Water Tower #1	263
Construct Well #9 and Pumphouse #5.....	264
CASH FLOW PROJECTIONS.....	265
Business Revolving Fund.....	266
Capital Maintenance Fund.....	267
Equipment Revolving Fund.....	268
Facility Fund.....	269
Fleet Vehicle Fund.....	270
Landfill Trust Fund.....	271
Lawful Gambling Fund.....	272
MSA Fund.....	273
Park Improvement Trust Fund.....	274
Pavement Management Fund.....	275
Public Improvement Revolving Fund.....	276
Sewer Utility Fund.....	277
Storm Water Management Fund.....	278
Storm Water Utility Fund.....	279
Street Light Utility Fund.....	280
Water Utility Fund.....	281

TIF Funds	
TIF District 1 (Rivers Bend)	282
TIF District 2 (Gateway)	283
TIF District 8 (Maken)	284
TIF District 9 (AACAP)	285
TIF District 14 (The COR).....	286
TIF District 15 (Life Fitness).....	287
TIF District 16 (PSD Business Park).....	288
TIF District 17 (Delta Mod).....	289
TIF District 18 (Oppidank).....	290



INTRODUCTORY SECTION



CITY OF RAMSEY
CAPITAL IMPROVEMENT/CAPITAL OUTLAY PLAN
2022-2031

Enclosed is the Ramsey Capital Improvements/Capital Outlay Plan (CIP) for the years 2022-2031. It has been prepared in an attempt to anticipate major capital expenditures in advance of the year in which they are budget requests. Further, several projects may interrelate or require other improvements prior to initiation, which would cause delays without prior planning. Additionally, projects may require budgeting over several years or receipt of funds from other sources (i.e. grants) requiring planning completion prior to the funding year. Finally, the plan enables a snapshot of the identified capital needs of the community allowing for continual prioritization of these needs.

The process for completing the 2022-2031 CIP was much the same as the process for the 2022 General Fund Budget. Project requests were submitted by all divisions and reviewed by the Management Team and appropriate supervisors to establish the feasibility and priority of the projects and match with available financing.

CAPITAL IMPROVEMENT PLAN GOALS
ACKNOWLEDGE AND COMMUNICATE PUBLIC INFRASTRUCTURE PRIORITIES AND DYNAMICS
ENSURE APPROPRIATE RESPONSES TO CHANGING INFRASTRUCTURE NEEDS AND DEMANDS
DEVELOP A FINANCIAL ASSESSMENT OF CAPITAL RESOURCES AVAILABLE TO MEET FUTURE CAPITAL PROJECT NEEDS
ENCOMPASS THE CITY'S STRATEGIC PLAN'S IMPERATIVES: FINANCIAL STABILITY; A BALANCE OF RURAL CHARACTER & URBAN GROWTH; A CONNECTED COMMUNITY; SMART, CITIZEN- FOCUSED GOVERNMENT; AN EFFECTIVE ORGANIZATION

Approval of the CIP by Council does not authorize spending or initiation of a given project. It does, however, provide a guide for the community for a whole array of private and public decision-making, impacted by public capital expenditures. Therefore, the CIP should receive ratification only if the Council perceives actions contemplated within the plan as reasonable and planned within justified time frames. It shall further be noted that initial project design of public infrastructure projects identified within this plan often begins two years or more prior to the date of construction.

The CIP is not intended to provide for precise budgeting. Capital costs are projected as estimates. Upon each update of the plan, deletions, additions, delays, or other revisions may occur, reflecting changing community needs. These changes allow for budget refinements as a particular project nears actual construction.

Capital improvements are improvements to land, streets, parks, utilities and buildings. This plan shows improvements with revenues projected from various funding sources. Improvements from the General Fund are those requiring a tax levy, referendum or similar other authority resulting in listed projects being less than certain. The other funding sources (except for intergovernmental revenue - grant funds) have increased stability over the general fund projects.

Specific information on the funding sources for each project is shown under the individual project. Cash flow projections are completed to examine the long-term stability of each fund and its ability to provide for planned expenditures.

Potential funding sources for capital improvement expenditures may include:

- General Fund
- Capital Equipment Certificates
- General Obligation Bonds
- CIP General Obligation Bonds*
- Tax Increment Financing
- Developer Fees
- Grants/Outside Sources
- Utility Funds (Water, Sewer, Recycling, Street Lights, Storm Water)
- Special Revenue Funds (Equipment Revolving, Fleet, Lawful Gambling, Storm Water Management)
- Capital Project Funds (Facility, Landfill, MSA, Park Improvement, Public Improvement Revolving (PIR), Pavement Management Fund)
- Special Assessments

**Only City Hall, Public Works facilities and Public Safety facilities may be financed with CIP General Obligation bonds under the CIP Act (Minnesota Statutes Chapter 475). Other capital improvements described in this plan as being financed under General Obligation Bonds may be financed with special assessment bonds under Minnesota Statutes, Chapter 429 and utility revenue bonds under Minnesota Statutes, Chapter 444.*

For a City to use its authority to finance expenditures under the CIP Act, it must meet the requirements provided therein. Specifically, the City Council must approve the sale of capital improvement bonds by a two-thirds vote of its membership. In addition, it must hold a public hearing for public input. Notice of such hearing must be published in the official newspaper of the City at least fourteen, but not more than twenty-eight days prior to the date of the public hearing. The City Council approves the CIP following the public hearing.

The bonds are not subject to referendum unless, within 30 days after the hearing, a petition is filed with the City Administrator signed by voters equal to at least five percent of the votes cast in the last general City election. In that event, the bonds are subject to a referendum, and may be issued only if approved by a majority of voters who vote on that question. If the referendum passes, the taxes to pay the debt service on the bonds would be levied on market value rather than tax capacity. However, if no timely petition is filed, the taxes to pay debt service are levied on tax capacity.

The CIP Act has established certain criteria that must be met. In accordance with these criteria, the City has considered the following eight points:

1. Condition of the City's infrastructure and need for the project
2. Demand for the improvement
3. Cost of the improvement
4. Availability of public resources
5. Level of overlapping debt
6. Const/benefits of alternative uses of funds
7. Operating costs of the proposed improvements
8. Options for shared facilities with other cities or local governments.



OVERVIEW SECTION



City of Ramsey, Minnesota
Capital Improvement Program

2022 thru 2031

CATEGORY SUMMARY

Category	2022	2023	2024	2025	2026	2027	2028	2029	2030	2031	Total
Capital Equipment	724,327	975,800	884,000	1,693,000	1,177,500	529,000	779,800	1,204,000	539,500	540,000	9,046,927
Municipal Building	140,000	40,000	15,000			221,300		20,000,000			20,416,300
Park Improvement	1,830,000	290,000	700,000	625,000	436,000	570,000	100,000	100,000	100,000	100,000	4,851,000
Sewer Utility Improvement	60,000	35,000									95,000
Storm Water Utility Improvement	130,000					350,000					480,000
Street Improvement	2,686,517	3,864,313	5,450,137	4,172,423	3,411,130	3,121,824	3,571,121	3,427,253	3,355,947	2,986,054	36,046,719
Street Light Utility Improvement		100,000			85,000						185,000
Water Utility Improvement	32,105,000	20,000	1,020,000	2,350,000							35,495,000
TOTAL	37,675,844	5,325,113	8,069,137	8,840,423	5,109,630	4,792,124	4,450,921	24,731,253	3,995,447	3,626,054	106,615,946

City of Ramsey, Minnesota
Capital Improvement Program
2022 thru 2031

FUNDING SOURCE SUMMARY

Source	2022	2023	2024	2025	2026	2027	2028	2029	2030	2031	Total
Capital Maintenance Fund	120,000	40,000	165,000								325,000
Equipment Revolving Fund	512,000										512,000
Facility Fund	20,000										20,000
Fleet Vehicles	23,800	24,000		60,000							107,800
General Fund		961,800	430,000	1,408,000	1,109,500	529,000	701,800	750,000	539,500	520,000	6,949,600
Grants/Outside Sources	2,800,000					50,000					2,850,000
Landfill Fund	63,000										63,000
Lawful Gambling Fund	100,000	100,000	100,000	100,000	100,000	250,000	100,000	100,000	100,000	100,000	1,150,000
MSA	465,866	1,543,150	2,077,441	1,005,000	6,000	760,105	887,053	1,101,775	1,009,850	960,257	9,816,497
Park Improvement Trust Fund	1,650,000	180,000	400,000	525,000	336,000	270,000					3,361,000
Pavement Management Fund	1,961,420	1,972,680	1,697,955	1,955,884	1,876,482	2,079,189	2,359,875	2,071,545	2,043,373	1,756,519	19,774,922
Public Improvement Revolving Fund	20,000		1,000,000	1,014,500	206,000						2,240,500
Sewer Utility Fund	9,060,000	35,000	196,500		41,000		39,000	437,000			9,808,500
Storm Water Utility Fund	494,758	348,483	549,741	422,039	351,648	632,530	324,193	253,933	302,724	269,278	3,949,327
Street Light Utility Fund		100,000			131,000						231,000
Tax Increment Fund #14	80,000										80,000
Tax Increment Fund #2					517,000						517,000
To Be Determined						221,300		20,000,000			20,221,300
Water Utility Fund	20,305,000	20,000	1,452,500	2,350,000	435,000		39,000	17,000		20,000	24,638,500
GRAND TOTAL	37,675,844	5,325,113	8,069,137	8,840,423	5,109,630	4,792,124	4,450,921	24,731,253	3,995,447	3,626,054	106,615,946

Capital Improvement Plan - Priority Codes & Definitions

Priority

1 Existing Obligations - High Priority: Year 2022 or 2023

Projects under this priority are previously committed to or are replacements

Example: Road reconstructions, equipment replacement

2 New Addition - High Priority: Year 2022 or 2023

Projects under this priority are needed, but have no previous commitments

Example: Road extensions, additional park amenities

3 Existing Obligations - Medium Priority: Year 2024-2031

Projects under this priority are previously committed to or are replacements but not as urgent to fulfill as those in priority 1

Example: 5th year forward of road reconstructions; equipment replacement

4 New Addition - Medium Priority: Year 2024-2031

Projects under this priority are needed, but have no previous commitments but need is not as great as those listed in priority 2

Example: Public Works Campus; new capital equipment

5 Opportunity Driven/Unfunded/Placeholder

Projects under this priority are development driven and/or have outside funding capacities such as grants and/or placeholders for projects that may occur after year 2031.

Full funding on these projects have not been determined.

Example: Community Center

City of Ramsey, Minnesota
Capital Improvement Program

Data in Year 2022 and 2031

PROJECTS BY YEAR & PRIORITY

Project Name	Department	Project #	Priority	Project Cost
2022				
Priority 1-Existing Obligation (High)				
Universal Power Supply Replacement	Capital Equipment	17-IT-008	1	30,000
Building Copier	Capital Equipment	17-IT-017	1	10,000
Community Development Workroom Copier	Capital Equipment	17-IT-018	1	10,000
Replace 14R Siren	Capital Equipment	CIVIL-14R	1	15,000
Replace 15R Siren	Capital Equipment	CIVIL-15R	1	15,000
Refurbish Tanker 11 (501)	Capital Equipment	FIRE-501	1	25,000
Replacement Extrication Tools R-11	Capital Equipment	FIRE-565	1	50,000
Replace Training Room Tables/Chairs	Capital Equipment	FIRE-577	1	30,000
Replace Maintenance Utility Tractor #409	Capital Equipment	GENGOV-002	1	45,000
2022 Ford Explorer Relace 2018 Ford Explorer #372	Capital Equipment	POL-368	1	32,000
Replace 2006 Tandem Axle Plow Truck Unit #668	Capital Equipment	PW-668	1	265,800
Line Striper Replacement	Capital Equipment	PW-720	1	19,000
City Hall Exterior Lighting	Municipal Buildings	20-BLDG-001	1	40,000
City Hall Landscaping	Municipal Buildings	20-BLDG-002	1	15,000
Repair Roof on Fire Station #1	Municipal Buildings	20-BLDG-004	1	15,000
Replace City Hall Carpeting	Municipal Buildings	20-BLDG-005	1	15,000
Resurface Fire #1 Apparatus Bay Floor Resurfacing	Municipal Buildings	21-BLDG-001	1	20,000
Fire 1 Apparatus Bay Paint	Municipal Buildings	21-BLDG-002	1	15,000
River's Bend South Shelter Replacement	Park Improvements	21-PARK-001	1	50,000
Playground Replacement Program	Park Improvements	22-PARK-001	1	100,000
Sunwood Drive Roundabout Landscaping	Street Improvements	15-STR-003	1	20,000
Reconstruction Streets: Wood Pond Hills 2nd-5th	Street Improvements	17-STR-004	1	549,945
Reconstruction Streets: Autumn Heights	Street Improvements	17-STR-005	1	983,791
Reconstruction Streets:MSA Waco St-Sunwood Dr/150	Street Improvements	19-STR-018	1	137,209
2022 MSA Overlays	Street Improvements	21-STR-005	1	69,438
2022 Neighborhood Overlays	Street Improvements	21-STR-006	1	623,827
MSA - Sunwood Drive Street Reconstruction	Street Improvements	21-STR-007	1	267,307
Annual MSA Pavement Marking Improvements	Street Improvements	22-STR-001	1	35,000
<i>Total for: Priority 1</i>				3,503,317
Priority 2-New Addition (High)				
2nd Floor Workroom Copier	Capital Equipment	17-IT-016	2	10,000
Copier - Administration Dept	Capital Equipment	22-IT-002	2	10,000
2022 Ford Explorer	Capital Equipment	POL-405	2	32,000
2022 Bobcat Mini Excavator	Capital Equipment	PW-730	2	112,321
Dura Base Composite Mats	Capital Equipment	PW-731	2	13,206
Storage Building at Fire Station 1	Municipal Buildings	18-BLDG-002	2	20,000
Elmcrest Park & The Draw Entrance Monument & Sign	Park Improvements	04-PARK-003	2	80,000
Observation boardwalk - Lake Itasca	Park Improvements	06-PARK-011	2	60,000
Park Development in The COR	Park Improvements	08-PARK-005	2	1,200,000
Northfork North Trail Connection	Park Improvements	17-PARK-007	2	150,000
Amphitheater Lighting	Park Improvements	18-PARK-003	2	40,000
Aeration for Sunfish Lake & The Draw	Park Improvements	18-PARK-005	2	40,000
Boulevard Trees - Sunwood Drive in COR	Park Improvements	22-PARK-002	2	80,000

Project Name	Department	Project #	Priority	Project Cost
Fire Station 1 Sanitary Sewer Service	Sewer Utility	12-SEW-002	2	60,000
Outlet Control Structure Improvements	Stormwater Utility	19-STRM-001	2	100,000
Water Treatment Facility	Water Utility	04-WTR-017	2	32,000,000
Fire Station #1 Extension of Water	Water Utility	11-WTR-003	2	55,000
<i>Total for: Priority 2</i>				34,062,527
Priority 3-Existing Obligation (Med)				
Stormwater Drainage Improvements	Stormwater Utility	12-STRM-001	3	30,000
<i>Total for: Priority 3</i>				30,000
Priority 5-Opportunity/Unfunded/Placeholder				
Trail Connections	Park Improvements	06-PARK-019	5	30,000
Construct Well #9 and Pumhouse #5	Water Utility	16-WTR-002	5	50,000
<i>Total for: Priority 5</i>				80,000
Total for 2022				37,675,844

2023

Priority 1-Existing Obligation (High)

Engineering Plotter Replacement	Capital Equipment	17-IT-011	1	10,000
Replace 16R Siren	Capital Equipment	CIVIL-16R	1	15,000
Replace 17R Siren	Capital Equipment	CIVIL-17R	1	15,000
Replace Rescue 11 (559)	Capital Equipment	FIRE-564	1	250,000
Replace Fire Duty Officer Vehicle (570)	Capital Equipment	FIRE-570A	1	45,000
2023 Ford Explorer Replace 2016 Ford Explorer #351	Capital Equipment	POL-335	1	32,000
2024 Ford Taurus Replace 2018 Ford Taurus #383	Capital Equipment	POL-366	1	33,000
2023 Ford Taurus Replace 2018 Ford Taurus #384	Capital Equipment	POL-367	1	33,000
2023 Chev Tahoe Replace 2018 Chev Tahoe #373	Capital Equipment	POL-369	1	37,000
2022 Chev Tahoe Replace 2016 Chev Tahoe #361	Capital Equipment	POL-372	1	40,000
Replace Engr Car #407 With Equinox	Capital Equipment	PW-407	1	24,000
Replace 2006 3/4 Ton Truck 2x4 Unit #654	Capital Equipment	PW-654	1	31,000
Replace 2007 Tandem Axle Plow Truck: Unit #662	Capital Equipment	PW-662	1	280,800
Replace Unit 676- 2010 4 Wheel Drive 1ton	Capital Equipment	PW-676	1	68,000
Replace 2014-1Ton Truck w/ Plow Equipt: Unit #680	Capital Equipment	PW-680	1	62,000
Replace City Hall Caulking & Grout	Municipal Buildings	20-BLDG-006	1	15,000
Playground Replacement Program	Park Improvements	22-PARK-001	1	100,000
Replace Pumps at Lift Station #2	Sewer Utility	19-SEW-003	1	35,000
Reconstruction Streets: Barthels Rum River Acres 2	Street Improvements	19-STR-001	1	1,748,076
2023 MSA Overlays	Street Improvements	21-STR-008	1	171,105
2023 Neighborhood Overlays	Street Improvements	21-STR-009	1	421,872
MSA 167th Avenue Street Reconstruction	Street Improvements	21-STR-010	1	1,492,260
Annual MSA Pavement Marking Improvements	Street Improvements	22-STR-001	1	31,000
Refurbish Water Tower #2	Water Utility	14-WTR-001	1	20,000
<i>Total for: Priority 1</i>				5,010,113

Priority 2-New Addition (High)

Sprinkler System @ Fire Station #1	Municipal Buildings	10-BLDG-004	2	25,000
Observation deck on the Mississippi E of Dolomite	Park Improvements	06-PARK-015	2	100,000
Disc Golf Course	Park Improvements	22-PARK-003	2	10,000
Bunker Lake Blvd & Puma Street Lights	Street Light Utility	19-STLT-001	2	100,000
<i>Total for: Priority 2</i>				235,000

Priority 5-Opportunity/Unfunded/Placeholder

Trail Connections	Park Improvements	06-PARK-019	5	80,000
<i>Total for: Priority 5</i>				80,000

Project Name	Department	Project #	Priority	Project Cost
Total for 2023				5,325,113
2024				
Priority 1-Existing Obligation (High)				
Playground Replacement Program	Park Improvements	22-PARK-001	1	100,000
Annual MSA Pavement Marking Improvements	Street Improvements	22-STR-001	1	28,000
Refurbish Water Tower #2	Water Utility	14-WTR-001	1	1,000,000
Refurbish Water Tower #1	Water Utility	14-WTR-002	1	20,000
<i>Total for: Priority 1</i>				1,148,000
Priority 2-New Addition (High)				
Disc Golf Course	Park Improvements	22-PARK-003	2	50,000
HWY 10 and BNSF RR Grade Separation at Ramsey Blvd	Street Improvements	16-STR-002	2	1,000,000
HWY 10 & BNSF RR Grade Separation at Sunfish Lk Bl	Street Improvements	16-STR-003	2	1,000,000
<i>Total for: Priority 2</i>				2,050,000
Priority 3-Existing Obligation (Med)				
Council Chamber, Fire 1/2, Park Ramp & P W Switch	Capital Equipment	17-IT-013	3	30,000
Public Works Utilities Switch	Capital Equipment	17-IT-014	3	7,000
Replace 10R Siren	Capital Equipment	CIVIL-10R	3	15,000
Replace 11R Siren	Capital Equipment	CIVIL-11R	3	15,000
Replace Fire Rescue #21 (557)	Capital Equipment	FIRE-557	3	80,000
EQPT REPLACE-ASSISTANT FIRE CHIEF VEHICLE	Capital Equipment	FIRE-562	3	50,000
2024 Ford F-150 Replace 2005 F150 #359	Capital Equipment	POL-359	3	37,000
2024 Chev Tahoe Replace 2020 Chev Tahoe #395	Capital Equipment	POL-381	3	41,000
2024 Chev Impala Replace 2016 Chev Impala #366	Capital Equipment	POL-382	3	35,000
2024 Acadia Replaces 2016 Acadia #367	Capital Equipment	POL-396	3	35,000
Replace 2004 Mobile Generator	Capital Equipment	PW-006	3	164,000
Replace 2009 2WD Pickup: Unit 674	Capital Equipment	PW-674	3	40,000
Replace Unit 681 Utility truck	Capital Equipment	PW-681	3	65,000
Replace 2019 Exmark Mower (Orig Unit #683)	Capital Equipment	PW-683	3	15,000
Replace 2019 Exmark Mower (Orig Unit #684)	Capital Equipment	PW-684	3	15,000
Replace 2019 Exmark Mower (Orig Unit #685)	Capital Equipment	PW-685	3	15,000
Replace 2016 Street Sweeper - Unit #691	Capital Equipment	PW-691A	3	225,000
Replace City Hall Counter Tops	Municipal Buildings	20-BLDG-007	3	15,000
Central Park Main Parking Lot Reconstruction	Park Improvements	21-PARK-002	3	350,000
2024 MSA Overlays: McKinley St & Alpine Dr-Puma	Street Improvements	17-STR-011	3	658,324
Reconstruction Streets: Whispering Pine Est Pl 3	Street Improvements	17-STR-013	3	1,194,749
Reconstruction Streets: 161st Avenue	Street Improvements	19-STR-004	3	548,939
Reconstruction Streets: MSA Xkimo St-TH47 to 142nd	Street Improvements	20-STR-002	3	347,123
2024 Neighborhood Overlays	Street Improvements	21-STR-012	3	673,002
<i>Total for: Priority 3</i>				4,671,137
Priority 5-Opportunity/Unfunded/Placeholder				
Trail Connections	Park Improvements	06-PARK-019	5	200,000
<i>Total for: Priority 5</i>				200,000
Total for 2024				8,069,137

2025

Priority 1-Existing Obligation (High)

Playground Replacement Program	Park Improvements	22-PARK-001	1	100,000
Annual MSA Pavement Marking Improvements	Street Improvements	22-STR-001	1	5,000
Refurbish Water Tower #1	Water Utility	14-WTR-002	1	750,000

Project Name	Department	Project #	Priority	Project Cost
			<i>Total for: Priority 1</i>	855,000
Priority 2-New Addition (High)				
HWY 10 and BNSF RR Grade Separation at Ramsey Blvd	Street Improvements	16-STR-002	2	1,000,000
HWY 10 & BNSF RR Grade Separation at Sunfish Lk Bl	Street Improvements	16-STR-003	2	1,000,000
			<i>Total for: Priority 2</i>	2,000,000
Priority 3-Existing Obligation (Med)				
Replace 1R Siren	Capital Equipment	CIVIL-1R	3	15,000
Replace 2R Siren	Capital Equipment	CIVIL-2N	3	15,000
Replace Engine #21 (565)	Capital Equipment	FIRE-502	3	325,000
Replace Fire Prevention Vehicle #571	Capital Equipment	FIRE-566A	3	45,000
Replace Fire Chief Vehicle (569)	Capital Equipment	FIRE-569A	3	50,000
Replace Maintenance Vehicle (564)	Capital Equipment	GENGOV-001	3	60,000
Replace 2013 F-250 Pickup Unit #410	Capital Equipment	GENGOV-004	3	42,000
2025 Ford Explorer Replace 2021 Ford Explorer #3XX	Capital Equipment	POL-383	3	35,000
2025 Chevy Caprice Replace 2021 Chevy Caprice #3XX	Capital Equipment	POL-384	3	33,500
2025 Chevy Impala Replace 2017 Chev Impala #377	Capital Equipment	POL-385	3	33,500
Replace 2004 Tree Spade	Capital Equipment	PW-002	3	52,000
Replace 2004 Snow Thrower	Capital Equipment	PW-005	3	130,000
Replace 2019 Brush Chipper - Unit #605	Capital Equipment	PW-605	3	40,000
Replace 2007 Chevy Pickup: Unit #665	Capital Equipment	PW-665	3	27,000
Replace Unit 688 2015 Case Loader	Capital Equipment	PW-688	3	210,000
Replace 2015 Kaboa ATV Unit #689	Capital Equipment	PW-689	3	20,000
Replace 2015 Kabota Mower	Capital Equipment	PW-690	3	20,000
Replace 2016 Street Sweeper - Unit #694	Capital Equipment	PW-694A	3	225,000
Reconstruction Streets: Rodeo Hills/Valley View	Street Improvements	17-STR-009	3	884,312
2025 Neighborhood Overlays	Street Improvements	21-STR-013	3	1,098,355
Sorteberg's Street Reconstruction	Street Improvements	22-STR-002	3	184,756
			<i>Total for: Priority 3</i>	3,545,423
Priority 4-New Addition (Med)				
Sweeper Scrubber	Capital Equipment	GENGOV-003	4	30,000
New Velocity Patcher	Capital Equipment	PW-700	4	250,000
New Electric Utility Vehicle	Capital Equipment	PW-702	4	35,000
Rabbit Park Phase Two	Park Improvements	06-PARK-012	4	125,000
			<i>Total for: Priority 4</i>	440,000
Priority 5-Opportunity/Unfunded/Placeholder				
Trail Connections	Park Improvements	06-PARK-019	5	400,000
Construct Well #9 and Pumhouse #5	Water Utility	16-WTR-002	5	1,600,000
			<i>Total for: Priority 5</i>	2,000,000
Total for 2025				8,840,423

2026

Priority 1-Existing Obligation (High)

Playground Replacement Program	Park Improvements	22-PARK-001	1	100,000
Annual MSA Pavement Marking Improvements	Street Improvements	22-STR-001	1	6,000
			<i>Total for: Priority 1</i>	106,000

Priority 3-Existing Obligation (Med)

Core Switch Replacement	Capital Equipment	17-IT-009	3	52,000
Virtual Server Refresh	Capital Equipment	20-IT-001	3	33,000
Replace 3R Siren	Capital Equipment	CIVIL-3R	3	15,000

Project Name	Department	Project #	Priority	Project Cost
Replace 4R Siren	Capital Equipment	CIVIL-4R	3	15,000
Replace Engine #21 (565)	Capital Equipment	FIRE-502	3	325,000
2026 Ford Explorer Replace 2022 Ford Explorer #3XX	Capital Equipment	POL-390	3	35,500
2026 Ford Explorer replace 2022 Ford Explorer #3XX	Capital Equipment	POL-391	3	44,000
Replace 1999 John Deere Grader: Unit #603	Capital Equipment	PW-603	3	280,000
Replace 2007 International Water Truck: Unit #669	Capital Equipment	PW-669	3	136,000
Replace Unit 678 2013-1ton Truck w/ Plow Equipment	Capital Equipment	PW-678A	3	62,000
Replace Unit #686 - 2015 Kubota Tractor	Capital Equipment	PW-686	3	45,000
Replace Unit #687 2015 Toolcat	Capital Equipment	PW-687	3	60,000
Replace 2016- 1-ton truck Unit #692	Capital Equipment	PW-692A	3	75,000
Reconstruction Streets: Halls Dover Acres	Street Improvements	17-STR-006	3	716,909
Reconstruction Streets: Ford Brook Est 3rd	Street Improvements	19-STR-015	3	460,845
2026 Neighborhood Overlays	Street Improvements	21-STR-014	3	321,090
Flintwood Hills 2nd & 3rd Street Reconstruction	Street Improvements	21-STR-015	3	527,258
Section 01 Unplatted Street Reconstruction	Street Improvements	22-STR-004	3	288,028
<i>Total for: Priority 3</i>				3,491,630
Priority 4-New Addition (Med)				
Irrigation for Titterud Park	Park Improvements	06-PARK-010	4	76,000
Off Leash Area	Park Improvements	22-PARK-004	4	25,000
Zeolite Roadway Improvements	Street Improvements	04-STR-012	4	1,091,000
Riverdale Drive Street Lights	Street Light Utility	19-STLT-002	4	85,000
<i>Total for: Priority 4</i>				1,277,000
Priority 5-Opportunity/Unfunded/Placeholder				
Trail Connections	Park Improvements	06-PARK-019	5	200,000
Alpaca Estates Outlot	Site Acquisitions	08-ACQ-002	5	35,000
<i>Total for: Priority 5</i>				235,000
Total for 2026				5,109,630

2027

Priority 1-Existing Obligation (High)

Playground Replacement Program	Park Improvements	22-PARK-001	1	100,000
Annual MSA Pavement Marking Improvements	Street Improvements	22-STR-001	1	14,000
<i>Total for: Priority 1</i>				114,000

Priority 3-Existing Obligation (Med)

Replace 5R Siren	Capital Equipment	CIVIL-5R	3	15,000
Replace 6R Siren	Capital Equipment	CIVIL-6N	3	15,000
Replace Grass 11 (562)	Capital Equipment	FIRE-505	3	45,000
Replace, Boat, Motor, Trailer Rescue	Capital Equipment	FIRE-561	3	10,000
2027 Chev Tahoe Replace 2023 Chev Tahoe #3XX	Capital Equipment	POL-393	3	44,500
2027 Chev Tahoe Replace 2023 Chev Tahoe #3XX	Capital Equipment	POL-394	3	44,500
2027 Ford Utility SUV Replace 2023 Ford Utili #3XX	Capital Equipment	POL-395	3	36,000
Replace 2004 Pull Behind PTO Mower	Capital Equipment	PW-004	3	28,000
Replace Paver, Trailer, Roller	Capital Equipment	PW-660	3	140,000
Replace Unit 679 Area Mower (2020 Replaced)	Capital Equipment	PW-679A	3	111,000
Replace 2017 UTV - Unit #695	Capital Equipment	PW-695	3	20,000
Replace 2017 UTV - Unit #696	Capital Equipment	PW-696	3	20,000
Stormwater Drainage Improvements	Stormwater Utility	12-STRM-001	3	350,000
Reconstruction Streets: Barthels Rum River Acres	Street Improvements	17-STR-001	3	822,938
Reconstruction Streets: Sortebergs 6th	Street Improvements	17-STR-007A	3	680,295
2027 MSA Overlays	Street Improvements	21-STR-016	3	485,216
2027 Neighborhood Overlays	Street Improvements	21-STR-017	3	783,875

Project Name	Department	Project #	Priority	Project Cost
MSA 156th Avenue & Juniper Ridge Dr Street Reconst	Street Improvements	21-STR-018	3	335,500
<i>Total for: Priority 3</i>				3,986,824
Priority 4-New Addition (Med)				
Additional Land for Central Park	Park Improvements	15-PARK-01	4	250,000
Field Lighting - Central or Alpine Park	Park Improvements	17-PARK-006	4	200,000
<i>Total for: Priority 4</i>				450,000
Priority 5-Opportunity/Unfunded/Placeholder				
Old Town Hall Restoration	Municipal Buildings	08-BLDG-005	5	221,300
Acquire outlots A in Rivers Bluff & Reilly Estates	Site Acquisitions	06-ACQ-002	5	20,000
<i>Total for: Priority 5</i>				241,300
Total for 2027				4,792,124

2028

Priority 1-Existing Obligation (High)

Playground Replacement Program	Park Improvements	22-PARK-001	1	100,000
Annual MSA Pavement Marking Improvements	Street Improvements	22-STR-001	1	5,000
<i>Total for: Priority 1</i>				105,000

Priority 3-Existing Obligation (Med)

Replace 7R Siren	Capital Equipment	CIVIL-7R	3	15,000
Replace 9R Siren	Capital Equipment	CIVIL-9R	3	15,000
2028 Chevy Tahoe Replace 2024 Chevy Tahoe	Capital Equipment	POL-398	3	45,000
2028 Ford Utility Replace 2024 Ford Utility	Capital Equipment	POL-399	3	32,000
Replace 2018 Ford F-250 Extended Cab: Unit #601	Capital Equipment	PW-705	3	56,400
Replace 2017 International Plow Truck: Unit # 693	Capital Equipment	PW-706	3	230,000
Replace 2018 Ford F350 With Box: Unit #697	Capital Equipment	PW-707	3	78,000
Replace 2018 Ford F250 Pickup: Unit #698	Capital Equipment	PW-708	3	53,400
Replace 2018 Ford F350 -Dump & Plow: Unit #699	Capital Equipment	PW-709	3	78,000
Replace Unit 679 - 2013 Toro Wide Area Mower	Capital Equipment	PW-726	3	102,000
Reconstruct Streets: Fox Ridge Estates 1st & 2nd	Street Improvements	17-STR-008	3	2,381,033
2028 MSA Overlays	Street Improvements	21-STR-019	3	912,450
2028 Neighborhood Overlays	Street Improvements	21-STR-020	3	214,830
MSA 142nd Avenue Street Reconstruction	Street Improvements	21-STR-021	3	57,808
<i>Total for: Priority 3</i>				4,270,921

Priority 4-New Addition (Med)

New 1-Ton Pickup With Box & Plow Equipment	Capital Equipment	PW-703	4	75,000
<i>Total for: Priority 4</i>				75,000

Total for 2028

4,450,921

2029

Priority 1-Existing Obligation (High)

Playground Replacement Program	Park Improvements	22-PARK-001	1	100,000
Annual MSA Pavement Marking Improvements	Street Improvements	22-STR-001	1	4,000
<i>Total for: Priority 1</i>				104,000

Priority 3-Existing Obligation (Med)

Replace Aerial Ladder Truck	Capital Equipment	FIRE-560	3	375,000
2029 Ford Explorer Replace 2025 Ford Explorer	Capital Equipment	POL-400	3	33,000
2029 Chevy Caprice Replace 2025 Chev Caprice	Capital Equipment	POL-401	3	34,000
Replace 2009 Jetter/Vac Truck - Unit #673	Capital Equipment	PW-673	3	420,000

Project Name	Department	Project #	Priority	Project Cost
Replace Unit #611 2019 Chev Pickup	Capital Equipment	PW-716	3	52,000
Replace Unit #602: 2019 Utility Tractor	Capital Equipment	PW-717	3	165,000
Replace Unit #604: 2019 Backhoe	Capital Equipment	PW-718	3	80,000
Replace Unit #415: 2019 Chevy Silverado Pickup	Capital Equipment	PW-719	3	45,000
Concrete Repairs	Street Improvements	17-STR-012	3	630,000
Reconstruction Streets: Countryside Estates	Street Improvements	19-STR-017	3	2,001,038
2029 MSA Overlays	Street Improvements	21-STR-022	3	514,553
2029 Neighborhood Overlays	Street Improvements	21-STR-023	3	277,662
<i>Total for: Priority 3</i>				4,627,253
Priority 5-Opportunity/Unfunded/Placeholder				
Community Center Construction	Municipal Buildings	04-BLDG-002	5	20,000,000
<i>Total for: Priority 5</i>				20,000,000
Total for 2029				24,731,253

2030

Priority 1-Existing Obligation (High)

Playground Replacement Program	Park Improvements	22-PARK-001	1	100,000
Annual MSA Pavement Marking Improvements	Street Improvements	22-STR-001	1	26,000
<i>Total for: Priority 1</i>				126,000

Priority 3-Existing Obligation (Med)

Replace Police Copier	Capital Equipment	21-IT-001	3	18,000
Replace Aerial Ladder Truck	Capital Equipment	FIRE-560	3	375,000
2030 Ford Explorer Replace 2021 Ford Explorer #313	Capital Equipment	POL-370	3	32,000
Replace 2026 Ford Utility	Capital Equipment	POL-402	3	35,500
Replace 2026 Chevrolet Tahoe	Capital Equipment	POL-403	3	45,000
Replace 2026 Chevrolet Caprice	Capital Equipment	POL-404	3	34,000
Reconstruction Streets: Nature View	Street Improvements	17-STR-007	3	378,552
Reconstruction Streets: Sports Haven	Street Improvements	18-STR-003	3	386,781
Reconstruction Streets: Carol-Rose Acres	Street Improvements	19-STR-011	3	600,744
Reconstruction Streets: Windsorwood	Street Improvements	19-STR-016	3	544,374
2030 MSA Overlays	Street Improvements	21-STR-024	3	48,510
2030 Neighborhood Overlays	Street Improvements	21-STR-025	3	337,260
MSA Alpine Drive Street Reconstruction	Street Improvements	21-STR-026	3	759,413
MSA Sunwood Drive Street Reconstruction	Street Improvements	21-STR-027	3	274,313
<i>Total for: Priority 3</i>				3,869,447
Total for 2030				3,995,447

2031

Priority 1-Existing Obligation (High)

Playground Replacement Program	Park Improvements	22-PARK-001	1	100,000
Annual MSA Pavement Marking Improvements	Street Improvements	22-STR-001	1	24,000
<i>Total for: Priority 1</i>				124,000

Priority 3-Existing Obligation (Med)

Ramsey Networking Switches Replacement	Capital Equipment	22-IT-001	3	40,000
Replace Unit 616 - 2021 Bobcat Skidsteer	Capital Equipment	PW-721	3	65,000
Replace Unit 620 - 2021 F350	Capital Equipment	PW-722	3	60,000
Replace Unit 621- 2021 John Deere Mower	Capital Equipment	PW-723	3	20,000
Replacement truck for Unit 622 -2022 Western Star	Capital Equipment	PW-724	3	250,000
Replace unit 624 - 2021 KMI Patching Trailer	Capital Equipment	PW-725	3	40,000
Replace Unit 618 a 2021 Felling Trailer	Capital Equipment	PW-727	3	13,000

Project Name	Department	Project #	Priority	Project Cost
Replace Unit 623 - 2021 H&H Tandem Mow Trailer	Capital Equipment	PW-728	3	12,000
Replace Unit 615 - 2021 Kubota Skid Steer	Capital Equipment	PW-729	3	40,000
2031 MSA Pavement Overlay Improvements	Street Improvements	22-STR-003	3	632,852
2031 Neighborhood Pavement Overlay Impr	Street Improvements	22-STR-005	3	647,667
MSA - Alpine Drive Street Reconstruction	Street Improvements	22-STR-006	3	397,031
Klemish & Klemish & Flores Street Reconstruction	Street Improvements	22-STR-007	3	538,374
Magnesium Street Reconstruction	Street Improvements	22-STR-008	3	131,670
The North Forty Street Reconstructions	Street Improvements	22-STR-009	3	614,460
			<i>Total for: Priority 3</i>	3,502,054
	Total for 2031			3,626,054
GRAND TOTAL				106,615,946

City of Ramsey, Minnesota
Capital Improvement Program

2022 thru 2031

PROJECTS & FUNDING SOURCES BY CATEGORY

Category		2022	2023	2024	2025	2026	2027	2028	2029	2030	2031	Total
Capital Equipment												
Universal Power Supply Replacement	17-IT-008	30,000										30,000
	<i>Equipment Revolving Fund</i>	<i>30,000</i>										<i>30,000</i>
Core Switch Replacement	17-IT-009					52,000						52,000
	<i>General Fund</i>					<i>52,000</i>						<i>52,000</i>
Engineering Plotter Replacement	17-IT-011		10,000									10,000
	<i>General Fund</i>		<i>10,000</i>									<i>10,000</i>
Council Chamber, Fire 1/2, Park Ramp & P W Switch	17-IT-013			30,000								30,000
	<i>General Fund</i>			<i>30,000</i>								<i>30,000</i>
Public Works Utilities Switch	17-IT-014			7,000								7,000
	<i>General Fund</i>			<i>7,000</i>								<i>7,000</i>
2nd Floor Workroom Copier	17-IT-016	10,000										10,000
	<i>Equipment Revolving Fund</i>	<i>10,000</i>										<i>10,000</i>
Building Copier	17-IT-017	10,000										10,000
	<i>Equipment Revolving Fund</i>	<i>10,000</i>										<i>10,000</i>
Community Development Workroom Copier	17-IT-018	10,000										10,000
	<i>Equipment Revolving Fund</i>	<i>10,000</i>										<i>10,000</i>
Virtual Server Refresh	20-IT-001					33,000						33,000
	<i>General Fund</i>					<i>33,000</i>						<i>33,000</i>
Replace Police Copier	21-IT-001									18,000		18,000
	<i>General Fund</i>									<i>18,000</i>		<i>18,000</i>
Ramsey Networking Switches Replacement	22-IT-001										40,000	40,000
	<i>General Fund</i>										<i>40,000</i>	<i>40,000</i>
Copier - Administration Dept	22-IT-002	10,000										10,000
	<i>Equipment Revolving Fund</i>	<i>10,000</i>										<i>10,000</i>
Replace 10R Siren	CIVIL-10R			15,000								15,000
	<i>General Fund</i>			<i>15,000</i>								<i>15,000</i>
Replace 11R Siren	CIVIL-11R			15,000								15,000
	<i>General Fund</i>			<i>15,000</i>								<i>15,000</i>
Replace 14R Siren	CIVIL-14R	15,000										15,000
	<i>Equipment Revolving Fund</i>	<i>15,000</i>										<i>15,000</i>

Category		2022	2023	2024	2025	2026	2027	2028	2029	2030	2031	Total
Replace 15R Siren	CIVIL-15R	15,000										15,000
<i>Equipment Revolving Fund</i>		15,000										15,000
Replace 16R Siren	CIVIL-16R		15,000									15,000
<i>General Fund</i>			15,000									15,000
Replace 17R Siren	CIVIL-17R		15,000									15,000
<i>General Fund</i>			15,000									15,000
Replace 1R Siren	CIVIL-1R				15,000							15,000
<i>General Fund</i>					15,000							15,000
Replace 2R Siren	CIVIL-2N				15,000							15,000
<i>General Fund</i>					15,000							15,000
Replace 3R Siren	CIVIL-3R					15,000						15,000
<i>General Fund</i>						15,000						15,000
Replace 4R Siren	CIVIL-4R					15,000						15,000
<i>General Fund</i>						15,000						15,000
Replace 5R Siren	CIVIL-5R						15,000					15,000
<i>General Fund</i>							15,000					15,000
Replace 6R Siren	CIVIL-6N						15,000					15,000
<i>General Fund</i>							15,000					15,000
Replace 7R Siren	CIVIL-7R							15,000				15,000
<i>General Fund</i>								15,000				15,000
Replace 9R Siren	CIVIL-9R							15,000				15,000
<i>General Fund</i>								15,000				15,000
Refurbish Tanker 11 (501)	FIRE-501	25,000										25,000
<i>Equipment Revolving Fund</i>		25,000										25,000
Replace Engine #21 (565)	FIRE-502				325,000	325,000						650,000
<i>General Fund</i>					325,000	325,000						650,000
Replace Grass 11 (562)	FIRE-505						45,000					45,000
<i>General Fund</i>							45,000					45,000
Replace Fire Rescue #21 (557)	FIRE-557			80,000								80,000
<i>General Fund</i>				80,000								80,000
Replace Aerial Ladder Truck	FIRE-560								375,000	375,000		750,000
<i>General Fund</i>									375,000	375,000		750,000
Replace, Boat, Motor, Trailer Rescue	FIRE-561						10,000					10,000
<i>General Fund</i>							10,000					10,000
EQPT REPLACE-ASSISTANT FIRE CHIEF VEHICLE	FIRE-562			50,000								50,000
<i>General Fund</i>				50,000								50,000
Replace Rescue 11 (559)	FIRE-564		250,000									250,000
<i>General Fund</i>			250,000									250,000
Replacement Extrication Tools R-11	FIRE-565	50,000										50,000
<i>Equipment Revolving Fund</i>		50,000										50,000
Replace Fire Prevention Vehicle #571	FIRE-566A				45,000							45,000
<i>General Fund</i>					45,000							45,000
Replace Fire Chief Vehicle (569)	FIRE-569A				50,000							50,000
<i>General Fund</i>					50,000							50,000

Category		2022	2023	2024	2025	2026	2027	2028	2029	2030	2031	Total
Replace Fire Duty Officer Vehicle (570)	FIRE-570A		45,000									45,000
<i>General Fund</i>			45,000									45,000
Replace Training Room Tables/Chairs	FIRE-577	30,000										30,000
<i>Equipment Revolving Fund</i>		30,000										30,000
Replace Maintenance Vehicle (564)	GENGOV-001				60,000							60,000
<i>Fleet Vehicles</i>					60,000							60,000
Replace Maintenance Utility Tractor #409	GENGOV-002	45,000										45,000
<i>Equipment Revolving Fund</i>		45,000										45,000
Sweeper Scrubber	GENGOV-003				30,000							30,000
<i>General Fund</i>					30,000							30,000
Replace 2013 F-250 Pickup Unit #410	GENGOV-004				42,000							42,000
<i>General Fund</i>					42,000							42,000
2023 Ford Explorer Replace 2016 Ford Explorer #351	POL-335		32,000									32,000
<i>General Fund</i>			32,000									32,000
2024 Ford F-150 Replace 2005 F150 #359	POL-359			37,000								37,000
<i>General Fund</i>				37,000								37,000
2024 Ford Taurus Replace 2018 Ford Taurus #383	POL-366		33,000									33,000
<i>General Fund</i>			33,000									33,000
2023 Ford Taurus Replace 2018 Ford Taurus #384	POL-367		33,000									33,000
<i>General Fund</i>			33,000									33,000
2022 Ford Explorer Relace 2018 Ford Explorer #372	POL-368	32,000										32,000
<i>Equipment Revolving Fund</i>		32,000										32,000
2023 Chev Tahoe Replace 2018 Chev Tahoe #373	POL-369		37,000									37,000
<i>General Fund</i>			37,000									37,000
2030 Ford Explorer Replace 2021 Ford Explorer #313	POL-370									32,000		32,000
<i>General Fund</i>										32,000		32,000
2022 Chev Tahoe Replace 2016 Chev Tahoe #361	POL-372		40,000									40,000
<i>General Fund</i>			40,000									40,000
2024 Chev Tahoe Replace 2020 Chev Tahoe #395	POL-381			41,000								41,000
<i>General Fund</i>				41,000								41,000
2024 Chev Impala Replace 2016 Chev Impala #366	POL-382			35,000								35,000
<i>General Fund</i>				35,000								35,000
2025 Ford Explorer Replace 2021 Ford Explorer #3XX	POL-383				35,000							35,000
<i>General Fund</i>					35,000							35,000

Category		2022	2023	2024	2025	2026	2027	2028	2029	2030	2031	Total
2025 Chevy Caprice Replace 2021 Chevy Caprice #3XX	POL-384				33,500							33,500
<i>General Fund</i>					33,500							33,500
2025 Chevy Impala Replace 2017 Chev Impala #377	POL-385				33,500							33,500
<i>General Fund</i>					33,500							33,500
2026 Ford Explorer Replace 2022 Ford Explorer #3XX	POL-390					35,500						35,500
<i>General Fund</i>						35,500						35,500
2026 Ford Explorer replace 2022 Ford Explorer #3XX	POL-391					44,000						44,000
<i>General Fund</i>						44,000						44,000
2027 Chev Tahoe Replace 2023 Chev Tahoe #3XX	POL-393						44,500					44,500
<i>General Fund</i>							44,500					44,500
2027 Chev Tahoe Replace 2023 Chev Tahoe #3XX	POL-394						44,500					44,500
<i>General Fund</i>							44,500					44,500
2027 Ford Utility SUV Replace 2023 Ford Utili #3XX	POL-395						36,000					36,000
<i>General Fund</i>							36,000					36,000
2024 Acadia Replaces 2016 Acadia #367	POL-396			35,000								35,000
<i>General Fund</i>				35,000								35,000
2028 Chevy Tahoe Replace 2024 Chevy Tahoe	POL-398							45,000				45,000
<i>General Fund</i>								45,000				45,000
2028 Ford Utility Replace 2024 Ford Utility	POL-399							32,000				32,000
<i>General Fund</i>								32,000				32,000
2029 Ford Explorer Replace 2025 Ford Explorer	POL-400								33,000			33,000
<i>General Fund</i>									33,000			33,000
2029 Chevy Caprice Replace 2025 Chev Caprice	POL-401								34,000			34,000
<i>General Fund</i>									34,000			34,000
Replace 2026 Ford Utility	POL-402									35,500		35,500
<i>General Fund</i>										35,500		35,500
Repalce 2026 Chevrolet Tahoe	POL-403									45,000		45,000
<i>General Fund</i>										45,000		45,000
Replace 2026 Chevrolet Caprice	POL-404									34,000		34,000
<i>General Fund</i>										34,000		34,000
2022 Ford Explorer	POL-405	32,000										32,000
<i>Equipment Revolving Fund</i>		8,200										8,200
<i>Fleet Vehicles</i>		23,800										23,800
Replace 2004 Tree Spade	PW-002				52,000							52,000

Category		2022	2023	2024	2025	2026	2027	2028	2029	2030	2031	Total
General Fund					52,000							52,000
Replace 2004 Pull Behind PTO Mower	PW-004						28,000					28,000
General Fund							28,000					28,000
Replace 2004 Snow Thrower	PW-005				130,000							130,000
General Fund					130,000							130,000
Replace 2004 Mobile Generator	PW-006			164,000								164,000
Sewer Utility Fund				164,000								164,000
Replace Engr Car #407 With Equinox	PW-407		24,000									24,000
Fleet Vehicles			24,000									24,000
Replace 1999 John Deere Grader: Unit #603	PW-603					280,000						280,000
General Fund						280,000						280,000
Replace 2019 Brush Chipper - Unit #605	PW-605				40,000							40,000
General Fund					40,000							40,000
Replace 2006 3/4 Ton Truck 2x4 Unit #654	PW-654		31,000									31,000
General Fund			31,000									31,000
Replace Paver, Trailer, Roller	PW-660						140,000					140,000
General Fund							140,000					140,000
Replace 2007 Tandem Axle Plow Truck: Unit #662	PW-662		280,800									280,800
General Fund			280,800									280,800
Replace 2007 Chevy Pickup: Unit #665	PW-665				27,000							27,000
General Fund					27,000							27,000
Replace 2006 Tandem Axle Plow Truck Unit #668	PW-668	265,800										265,800
Equipment Revolving Fund		202,800										202,800
Landfill Fund		63,000										63,000
Replace 2007 International Water Truck: Unit #669	PW-669					136,000						136,000
General Fund						68,000						68,000
Storm Water Utility Fund						68,000						68,000
Replace 2009 Jetter/Vac Truck - Unit #673	PW-673								420,000			420,000
Sewer Utility Fund									420,000			420,000
Replace 2009 2WD Pickup: Unit 674	PW-674			40,000								40,000
General Fund				40,000								40,000
Replace Unit 676- 2010 4 Wheel Drive 1ton	PW-676		68,000									68,000
General Fund			68,000									68,000
Replace Unit 678 2013-1ton Truck w/ Plow Equipment	PW-678A					62,000						62,000
General Fund						62,000						62,000

Category		2022	2023	2024	2025	2026	2027	2028	2029	2030	2031	Total
Replace Unit 679 Area Mower (2020 Replaced)	PW-679A						111,000					111,000
<i>General Fund</i>							111,000					111,000
Replace 2014-1Ton Truck w/ Plow Equipt: Unit #680	PW-680		62,000									62,000
<i>General Fund</i>			62,000									62,000
Replace Unit 681 Utility truck	PW-681			65,000								65,000
<i>Sewer Utility Fund</i>				32,500								32,500
<i>Water Utility Fund</i>				32,500								32,500
Replace 2019 Exmark Mower (Orig Unit #683)	PW-683			15,000								15,000
<i>General Fund</i>				15,000								15,000
Replace 2019 Exmark Mower (Orig Unit #684)	PW-684			15,000								15,000
<i>General Fund</i>				15,000								15,000
Replace 2019 Exmark Mower (Orig Unit #685)	PW-685			15,000								15,000
<i>General Fund</i>				15,000								15,000
Replace Unit #686 - 2015 Kubota Tractor	PW-686					45,000						45,000
<i>General Fund</i>						45,000						45,000
Replace Unit #687 2015 Toolcat	PW-687					60,000						60,000
<i>General Fund</i>						60,000						60,000
Replace Unit 688 2015 Case Loader	PW-688				210,000							210,000
<i>General Fund</i>					210,000							210,000
Replace 2015 Kaboa ATV Unit #689	PW-689				20,000							20,000
<i>General Fund</i>					20,000							20,000
Replace 2015 Kabota Mower	PW-690				20,000							20,000
<i>General Fund</i>					20,000							20,000
Replace 2016 Street Sweeper - Unit #691	PW-691A			225,000								225,000
<i>Storm Water Utility Fund</i>				225,000								225,000
Replace 2016- 1-ton truck Unit #692	PW-692A					75,000						75,000
<i>General Fund</i>						75,000						75,000
Replace 2016 Street Sweeper - Unit #694	PW-694A				225,000							225,000
<i>Storm Water Utility Fund</i>					225,000							225,000
Replace 2017 UTV - Unit #695	PW-695						20,000					20,000
<i>General Fund</i>							20,000					20,000
Replace 2017 UTV - Unit #696	PW-696						20,000					20,000
<i>General Fund</i>							20,000					20,000
New Velocity Patcher	PW-700				250,000							250,000
<i>General Fund</i>					250,000							250,000
New Electric Utility Vehicle	PW-702				35,000							35,000
<i>General Fund</i>					35,000							35,000

Category		2022	2023	2024	2025	2026	2027	2028	2029	2030	2031	Total
New 1-Ton Pickup With Box & Plow Equipment	PW-703							75,000				75,000
<i>General Fund</i>								75,000				75,000
Replace 2018 Ford F-250 Extended Cab: Unit #601	PW-705							56,400				56,400
<i>General Fund</i>								56,400				56,400
Replace 2017 International Plow Truck: Unit # 693	PW-706							230,000				230,000
<i>General Fund</i>								230,000				230,000
Replace 2018 Ford F350 With Box: Unit #697	PW-707							78,000				78,000
<i>Sewer Utility Fund</i>								39,000				39,000
<i>Water Utility Fund</i>								39,000				39,000
Replace 2018 Ford F250 Pickup: Unit #698	PW-708							53,400				53,400
<i>General Fund</i>								53,400				53,400
Replace 2018 Ford F350 -Dump & Plow: Unit #699	PW-709							78,000				78,000
<i>General Fund</i>								78,000				78,000
Replace Unit #611 2019 Chev Pickup	PW-716								52,000			52,000
<i>General Fund</i>									52,000			52,000
Replace Unit #602: 2019 Utility Tractor	PW-717								165,000			165,000
<i>General Fund</i>									165,000			165,000
Replace Unit #604: 2019 Backhoe	PW-718								80,000			80,000
<i>General Fund</i>									46,000			46,000
<i>Sewer Utility Fund</i>									17,000			17,000
<i>Water Utility Fund</i>									17,000			17,000
Replace Unit #415: 2019 Chevy Silverado Pickup	PW-719								45,000			45,000
<i>General Fund</i>									45,000			45,000
Line Striper Replacement	PW-720	19,000										19,000
<i>Equipment Revolving Fund</i>		19,000										19,000
Replace Unit 616 - 2021 Bobcat Skidsteer	PW-721										65,000	65,000
<i>General Fund</i>											65,000	65,000
Replace Unit 620 - 2021 F350	PW-722										60,000	60,000
<i>General Fund</i>											60,000	60,000
Replace Unit 621- 2021 John Deere Mower	PW-723										20,000	20,000
<i>Water Utility Fund</i>											20,000	20,000
Replacement truck for Unit 622 -2022 Western Star	PW-724										250,000	250,000
<i>General Fund</i>											250,000	250,000
Replace unit 624 - 2021 KMI Patching Trailer	PW-725										40,000	40,000
<i>General Fund</i>											40,000	40,000

Category		2022	2023	2024	2025	2026	2027	2028	2029	2030	2031	Total
Replace Unit 679 - 2013 Toro Wide Area Mower	PW-726							102,000				102,000
<i>General Fund</i>								102,000				102,000
Replace Unit 618 a 2021 Felling Trailer	PW-727										13,000	13,000
<i>General Fund</i>											13,000	13,000
Replace Unit 623 - 2021 H&H Tandem Mow Trailer	PW-728										12,000	12,000
<i>General Fund</i>											12,000	12,000
Replace Unit 615 - 2021 Kubota Skid Steer	PW-729										40,000	40,000
<i>General Fund</i>											40,000	40,000
2022 Bobcat Mini Excavator	PW-730	112,321										112,321
<i>Storm Water Utility Fund</i>		112,321										112,321
Dura Base Composite Mats	PW-731	13,206										13,206
<i>Storm Water Utility Fund</i>		13,206										13,206
Capital Equipment Total		724,327	975,800	884,000	1,693,000	1,177,500	529,000	779,800	1,204,000	539,500	540,000	9,046,927

Municipal Building

Community Center Construction	04-BLDG-002								20,000,000			20,000,000
<i>To Be Determined</i>									20,000,000			20,000,000
Old Town Hall Restoration	08-BLDG-005						221,300					221,300
<i>To Be Determined</i>							221,300					221,300
Sprinkler System @ Fire Station #1	10-BLDG-004		25,000									25,000
<i>Capital Maintenance Fund</i>			25,000									25,000
Storage Building at Fire Station 1	18-BLDG-002	20,000										20,000
<i>Facility Fund</i>		20,000										20,000
City Hall Exterior Lighting	20-BLDG-001	40,000										40,000
<i>Capital Maintenance Fund</i>		40,000										40,000
City Hall Landscaping	20-BLDG-002	15,000										15,000
<i>Capital Maintenance Fund</i>		15,000										15,000
Repair Roof on Fire Station #1	20-BLDG-004	15,000										15,000
<i>Capital Maintenance Fund</i>		15,000										15,000
Replace City Hall Carpeting	20-BLDG-005	15,000										15,000
<i>Capital Maintenance Fund</i>		15,000										15,000
Replace City Hall Caulking & Grout	20-BLDG-006		15,000									15,000
<i>Capital Maintenance Fund</i>			15,000									15,000
Replace City Hall Counter Tops	20-BLDG-007			15,000								15,000
<i>Capital Maintenance Fund</i>				15,000								15,000
Resurface Fire #1 Apparatus Bay Floor Resurfacing	21-BLDG-001	20,000										20,000
<i>Capital Maintenance Fund</i>		20,000										20,000
Fire 1 Apparatus Bay Paint	21-BLDG-002	15,000										15,000
<i>Capital Maintenance Fund</i>		15,000										15,000
Municipal Building Total		140,000	40,000	15,000			221,300		20,000,000			20,416,300

Category		2022	2023	2024	2025	2026	2027	2028	2029	2030	2031	Total
Park Improvement												
Elmcrest Park & The Draw Entrance Monument & Sign	04-PARK-003	80,000										80,000
	<i>Park Improvement Trust Fund</i>	<i>80,000</i>										<i>80,000</i>
Acquire outlots A in Rivers Bluff & Reilly Estates	06-ACQ-002						20,000					20,000
	<i>Park Improvement Trust Fund</i>						<i>20,000</i>					<i>20,000</i>
Irrigation for Titterud Park	06-PARK-010					76,000						76,000
	<i>Park Improvement Trust Fund</i>					<i>76,000</i>						<i>76,000</i>
Observation boardwalk - Lake Itasca	06-PARK-011	60,000										60,000
	<i>Park Improvement Trust Fund</i>	<i>60,000</i>										<i>60,000</i>
Rabbit Park Phase Two	06-PARK-012				125,000							125,000
	<i>Park Improvement Trust Fund</i>				<i>125,000</i>							<i>125,000</i>
Observation deck on the Mississippi E of Dolomite	06-PARK-015		100,000									100,000
	<i>Park Improvement Trust Fund</i>		<i>100,000</i>									<i>100,000</i>
Trail Connections	06-PARK-019	30,000	80,000	200,000	400,000	200,000						910,000
	<i>Park Improvement Trust Fund</i>	<i>30,000</i>	<i>80,000</i>	<i>200,000</i>	<i>400,000</i>	<i>200,000</i>						<i>910,000</i>
Alpaca Estates Outlot	08-ACQ-002					35,000						35,000
	<i>Park Improvement Trust Fund</i>					<i>35,000</i>						<i>35,000</i>
Park Development in The COR	08-PARK-005	1,200,000										1,200,000
	<i>Park Improvement Trust Fund</i>	<i>1,200,000</i>										<i>1,200,000</i>
Additional Land for Central Park	15-PARK-01						250,000					250,000
	<i>Park Improvement Trust Fund</i>						<i>250,000</i>					<i>250,000</i>
Field Lighting - Central or Alpine Park	17-PARK-006						200,000					200,000
	<i>Grants/Outside Sources</i>						<i>50,000</i>					<i>50,000</i>
	<i>Lawful Gambling Fund</i>						<i>150,000</i>					<i>150,000</i>
Northfork North Trail Connection	17-PARK-007	150,000										150,000
	<i>Park Improvement Trust Fund</i>	<i>150,000</i>										<i>150,000</i>
Amphitheater Lighting	18-PARK-003	40,000										40,000
	<i>Park Improvement Trust Fund</i>	<i>40,000</i>										<i>40,000</i>
Aeration for Sunfish Lake & The Draw	18-PARK-005	40,000										40,000
	<i>Park Improvement Trust Fund</i>	<i>40,000</i>										<i>40,000</i>
River's Bend South Shelter Replacement	21-PARK-001	50,000										50,000
	<i>Park Improvement Trust Fund</i>	<i>50,000</i>										<i>50,000</i>
Central Park Main Parking Lot Reconstruction	21-PARK-002			350,000								350,000
	<i>Capital Maintenance Fund</i>			<i>150,000</i>								<i>150,000</i>
	<i>Park Improvement Trust Fund</i>			<i>150,000</i>								<i>150,000</i>
	<i>Storm Water Utility Fund</i>			<i>50,000</i>								<i>50,000</i>
Playground Replacement Program	22-PARK-001	100,000	100,000	100,000	100,000	100,000	100,000	100,000	100,000	100,000	100,000	1,000,000
	<i>Lawful Gambling Fund</i>	<i>100,000</i>	<i>100,000</i>	<i>100,000</i>	<i>100,000</i>	<i>100,000</i>	<i>100,000</i>	<i>100,000</i>	<i>100,000</i>	<i>100,000</i>	<i>100,000</i>	<i>1,000,000</i>

Category		2022	2023	2024	2025	2026	2027	2028	2029	2030	2031	Total
Boulevard Trees - Sunwood Drive in COR	22-PARK-002	80,000										80,000
<i>Tax Increment Fund #14</i>		<i>80,000</i>										<i>80,000</i>
Disc Golf Course	22-PARK-003		10,000	50,000								60,000
<i>General Fund</i>			<i>10,000</i>									<i>10,000</i>
<i>Park Improvement Trust Fund</i>				<i>50,000</i>								<i>50,000</i>
Off Leash Area	22-PARK-004					25,000						25,000
<i>Park Improvement Trust Fund</i>						<i>25,000</i>						<i>25,000</i>
Park Improvement Total		1,830,000	290,000	700,000	625,000	436,000	570,000	100,000	100,000	100,000	100,000	4,851,000
Sewer Utility Improvement												
Fire Station 1 Sanitary Sewer Service	12-SEW-002	60,000										60,000
<i>Sewer Utility Fund</i>		<i>60,000</i>										<i>60,000</i>
Replace Pumps at Lift Station #2	19-SEW-003		35,000									35,000
<i>Sewer Utility Fund</i>			<i>35,000</i>									<i>35,000</i>
Sewer Utility Improvement Total		60,000	35,000									95,000
Storm Water Utility Improvement												
Stormwater Drainage Improvements	12-STRM-001	30,000					350,000					380,000
<i>Storm Water Utility Fund</i>		<i>30,000</i>					<i>350,000</i>					<i>380,000</i>
Outlet Control Structure Improvements	19-STRM-001	100,000										100,000
<i>Storm Water Utility Fund</i>		<i>100,000</i>										<i>100,000</i>
Storm Water Utility Improvement Total		130,000					350,000					480,000
Street Improvement												
Zeolite Roadway Improvements	04-STR-012					1,091,000						1,091,000
<i>Public Improvement Revolving Fund</i>						<i>206,000</i>						<i>206,000</i>
<i>Sewer Utility Fund</i>						<i>41,000</i>						<i>41,000</i>
<i>Storm Water Utility Fund</i>						<i>96,000</i>						<i>96,000</i>
<i>Street Light Utility Fund</i>						<i>46,000</i>						<i>46,000</i>
<i>Tax Increment Fund #2</i>						<i>517,000</i>						<i>517,000</i>
<i>Water Utility Fund</i>						<i>185,000</i>						<i>185,000</i>
Sunwood Drive Roundabout Landscaping	15-STR-003	20,000										20,000
<i>Public Improvement Revolving Fund</i>		<i>20,000</i>										<i>20,000</i>
HWY 10 and BNSF RR Grade Separation at Ramsey Blvd	16-STR-002			1,000,000	1,000,000							2,000,000
<i>MSA</i>				<i>500,000</i>	<i>500,000</i>							<i>1,000,000</i>
<i>Public Improvement Revolving Fund</i>				<i>500,000</i>	<i>500,000</i>							<i>1,000,000</i>
HWY 10 & BNSF RR Grade Separation at Sunfish Lk Bl	16-STR-003			1,000,000	1,000,000							2,000,000
<i>MSA</i>				<i>500,000</i>	<i>500,000</i>							<i>1,000,000</i>
<i>Public Improvement Revolving Fund</i>				<i>500,000</i>	<i>500,000</i>							<i>1,000,000</i>


Category		2022	2023	2024	2025	2026	2027	2028	2029	2030	2031	Total
Reconstruction Streets: Barthels Rum River Acres	17-STR-001						822,938					822,938
<i>Pavement Management Fund</i>							748,125					748,125
<i>Storm Water Utility Fund</i>							74,813					74,813
Reconstruction Streets: Wood Pond Hills 2nd-5th	17-STR-004	549,945										549,945
<i>Pavement Management Fund</i>		499,950										499,950
<i>Storm Water Utility Fund</i>		49,995										49,995
Reconstruction Streets: Autumn Heights	17-STR-005	983,791										983,791
<i>Pavement Management Fund</i>		894,355										894,355
<i>Storm Water Utility Fund</i>		89,436										89,436
Reconstruction Streets: Halls Dover Acres	17-STR-006					716,909						716,909
<i>Pavement Management Fund</i>						424,463						424,463
<i>Storm Water Utility Fund</i>						42,446						42,446
<i>Water Utility Fund</i>						250,000						250,000
Reconstruction Streets: Nature View	17-STR-007									378,552		378,552
<i>Pavement Management Fund</i>										344,138		344,138
<i>Storm Water Utility Fund</i>										34,414		34,414
Reconstruction Streets: Sortebergs 6th	17-STR-007A						680,295					680,295
<i>Pavement Management Fund</i>							618,450					618,450
<i>Storm Water Utility Fund</i>							61,845					61,845
Reconstruct Streets: Fox Ridge Estates 1st & 2nd	17-STR-008							2,381,033				2,381,033
<i>Pavement Management Fund</i>								2,164,575				2,164,575
<i>Storm Water Utility Fund</i>								216,458				216,458
Reconstruction Streets: Rodeo Hills/Valley View	17-STR-009				884,312							884,312
<i>Pavement Management Fund</i>					803,920							803,920
<i>Storm Water Utility Fund</i>					80,392							80,392
2024 MSA Overlays: McKinley St & Alpine Dr-Puma	17-STR-011			658,324								658,324
<i>MSA</i>				234,840								234,840
<i>Storm Water Utility Fund</i>				23,484								23,484
<i>Water Utility Fund</i>				400,000								400,000
Concrete Repairs	17-STR-012								630,000			630,000
<i>MSA</i>									630,000			630,000
Reconstruction Streets: Whispering Pine Est PI 3	17-STR-013			1,194,749								1,194,749
<i>Pavement Management Fund</i>				1,086,135								1,086,135
<i>Storm Water Utility Fund</i>				108,614								108,614
Reconstruction Streets: Sports Haven	18-STR-003									386,781		386,781
<i>Pavement Management Fund</i>										351,619		351,619
<i>Storm Water Utility Fund</i>										35,162		35,162

Category		2022	2023	2024	2025	2026	2027	2028	2029	2030	2031	Total
Reconstruction Streets: Barthels Rum River Acres 2	19-STR-001		1,748,076									1,748,076
<i>Pavement Management Fund</i>			1,589,160									1,589,160
<i>Storm Water Utility Fund</i>			158,916									158,916
Reconstruction Streets: 161st Avenue	19-STR-004			548,939								548,939
MSA				499,035								499,035
<i>Storm Water Utility Fund</i>				49,904								49,904
Reconstruction Streets: Carol-Rose Acres	19-STR-011									600,744		600,744
<i>Pavement Management Fund</i>										546,131		546,131
<i>Storm Water Utility Fund</i>										54,613		54,613
Reconstruction Streets: Ford Brook Est 3rd	19-STR-015					460,845						460,845
<i>Pavement Management Fund</i>						418,950						418,950
<i>Storm Water Utility Fund</i>						41,895						41,895
Reconstruction Streets: Windsorwood	19-STR-016									544,374		544,374
<i>Pavement Management Fund</i>										494,885		494,885
<i>Storm Water Utility Fund</i>										49,489		49,489
Reconstruction Streets: Countryside Estates	19-STR-017								2,001,038			2,001,038
<i>Pavement Management Fund</i>									1,819,125			1,819,125
<i>Storm Water Utility Fund</i>									181,913			181,913
Reconstruction Streets:MSA Waco St-Sunwood Dr/150	19-STR-018	137,209										137,209
MSA		124,735										124,735
<i>Storm Water Utility Fund</i>		12,474										12,474
Reconstruction Streets: MSA Xkimo St-TH47 to 142nd	20-STR-002			347,123								347,123
MSA				315,566								315,566
<i>Storm Water Utility Fund</i>				31,557								31,557
2022 MSA Overlays	21-STR-005	69,438										69,438
MSA		63,125										63,125
<i>Storm Water Utility Fund</i>		6,313										6,313
2022 Neighborhood Overlays	21-STR-006	623,827										623,827
<i>Pavement Management Fund</i>		567,115										567,115
<i>Storm Water Utility Fund</i>		56,712										56,712
MSA - Sunwood Drive Street Reconstruction	21-STR-007	267,307										267,307
MSA		243,006										243,006
<i>Storm Water Utility Fund</i>		24,301										24,301
2023 MSA Overlays	21-STR-008		171,105									171,105
MSA			155,550									155,550
<i>Storm Water Utility Fund</i>			15,555									15,555
2023 Neighborhood Overlays	21-STR-009		421,872									421,872
<i>Pavement Management Fund</i>			383,520									383,520
<i>Storm Water Utility Fund</i>			38,352									38,352

Category		2022	2023	2024	2025	2026	2027	2028	2029	2030	2031	Total
MSA 167th Avenue Street Reconstruction	21-STR-010		1,492,260									1,492,260
MSA			1,356,600									1,356,600
Storm Water Utility Fund			135,660									135,660
2024 Neighborhood Overlays	21-STR-012			673,002								673,002
Pavement Management Fund				611,820								611,820
Storm Water Utility Fund				61,182								61,182
2025 Neighborhood Overlays	21-STR-013				1,098,355							1,098,355
Pavement Management Fund					984,004							984,004
Public Improvement Revolving Fund					14,500							14,500
Storm Water Utility Fund					99,851							99,851
2026 Neighborhood Overlays	21-STR-014					321,090						321,090
Pavement Management Fund						291,900						291,900
Storm Water Utility Fund						29,190						29,190
Flintwood Hills 2nd & 3rd Street Reconstruction	21-STR-015					527,258						527,258
Pavement Management Fund						479,325						479,325
Storm Water Utility Fund						47,933						47,933
2027 MSA Overlays	21-STR-016						485,216					485,216
MSA							441,105					441,105
Storm Water Utility Fund							44,111					44,111
2027 Neighborhood Overlays	21-STR-017						783,875					783,875
Pavement Management Fund							712,614					712,614
Storm Water Utility Fund							71,261					71,261
MSA 156th Avenue & Juniper Ridge Dr Street Reconst	21-STR-018						335,500					335,500
MSA							305,000					305,000
Storm Water Utility Fund							30,500					30,500
2028 MSA Overlays	21-STR-019							912,450				912,450
MSA								829,500				829,500
Storm Water Utility Fund								82,950				82,950
2028 Neighborhood Overlays	21-STR-020							214,830				214,830
Pavement Management Fund								195,300				195,300
Storm Water Utility Fund								19,530				19,530
MSA 142nd Avenue Street Reconstruction	21-STR-021							57,808				57,808
MSA								52,553				52,553
Storm Water Utility Fund								5,255				5,255
2029 MSA Overlays	21-STR-022								514,553			514,553
MSA									467,775			467,775
Storm Water Utility Fund									46,778			46,778
2029 Neighborhood Overlays	21-STR-023								277,662			277,662
Pavement Management Fund									252,420			252,420
Storm Water Utility Fund									25,242			25,242
2030 MSA Overlays	21-STR-024									48,510		48,510
MSA										44,100		44,100

Category		2022	2023	2024	2025	2026	2027	2028	2029	2030	2031	Total
<i>Storm Water Utility Fund</i>										4,410		4,410
2030 Neighborhood Overlays	21-STR-025									337,260		337,260
<i>Pavement Management Fund</i>										306,600		306,600
<i>Storm Water Utility Fund</i>										30,660		30,660
MSA Alpine Drive Street Reconstruction	21-STR-026									759,413		759,413
<i>MSA</i>										690,375		690,375
<i>Storm Water Utility Fund</i>										69,038		69,038
MSA Sunwood Drive Street Reconstruction	21-STR-027									274,313		274,313
<i>MSA</i>										249,375		249,375
<i>Storm Water Utility Fund</i>										24,938		24,938
Annual MSA Pavement Marking Improvements	22-STR-001	35,000	31,000	28,000	5,000	6,000	14,000	5,000	4,000	26,000	24,000	178,000
<i>MSA</i>		35,000	31,000	28,000	5,000	6,000	14,000	5,000	4,000	26,000	24,000	178,000
Sorteberg's Street Reconstruction	22-STR-002				184,756							184,756
<i>Pavement Management Fund</i>					167,960							167,960
<i>Storm Water Utility Fund</i>					16,796							16,796
2031 MSA Pavement Overlay Improvements	22-STR-003										632,852	632,852
<i>MSA</i>											575,320	575,320
<i>Storm Water Utility Fund</i>											57,532	57,532
Section 01 Unplatted Street Reconstruction	22-STR-004					288,028						288,028
<i>Pavement Management Fund</i>						261,844						261,844
<i>Storm Water Utility Fund</i>						26,184						26,184
2031 Neighborhood Pavement Overlay Impr	22-STR-005										647,667	647,667
<i>Pavement Management Fund</i>											588,788	588,788
<i>Storm Water Utility Fund</i>											58,879	58,879
MSA - Alpine Drive Street Reconstruction	22-STR-006										397,031	397,031
<i>MSA</i>											360,937	360,937
<i>Storm Water Utility Fund</i>											36,094	36,094
Klemish & Klemish & Flores Street Reconstruction	22-STR-007										538,374	538,374
<i>Pavement Management Fund</i>											489,431	489,431
<i>Storm Water Utility Fund</i>											48,943	48,943
Magnesium Street Reconstruction	22-STR-008										131,670	131,670
<i>Pavement Management Fund</i>											119,700	119,700
<i>Storm Water Utility Fund</i>											11,970	11,970
The North Forty Street Reconstructions	22-STR-009										614,460	614,460
<i>Pavement Management Fund</i>											558,600	558,600
<i>Storm Water Utility Fund</i>											55,860	55,860
Street Improvement Total		2,686,517	3,864,313	5,450,137	4,172,423	3,411,130	3,121,824	3,571,121	3,427,253	3,355,947	2,986,054	36,046,719

Category		2022	2023	2024	2025	2026	2027	2028	2029	2030	2031	Total
Street Light Utility Improvement												
Bunker Lake Blvd & Puma Street Lights	19-STLT-001		100,000									100,000
<i>Street Light Utility Fund</i>			100,000									100,000
Riverdale Drive Street Lights	19-STLT-002					85,000						85,000
<i>Street Light Utility Fund</i>						85,000						85,000
Street Light Utility Improvement Total			100,000			85,000						185,000
Water Utility Improvement												
Water Treatment Facility	04-WTR-017	32,000,000										32,000,000
<i>Grants/Outside Sources</i>		2,800,000										2,800,000
<i>Sewer Utility Fund</i>		9,000,000										9,000,000
<i>Water Utility Fund</i>		20,200,000										20,200,000
Fire Station #1 Extension of Water	11-WTR-003	55,000										55,000
<i>Water Utility Fund</i>		55,000										55,000
Refurbish Water Tower #2	14-WTR-001		20,000	1,000,000								1,020,000
<i>Water Utility Fund</i>			20,000	1,000,000								1,020,000
Refurbish Water Tower #1	14-WTR-002			20,000	750,000							770,000
<i>Water Utility Fund</i>				20,000	750,000							770,000
Construct Well #9 and Pumphouse #5	16-WTR-002	50,000			1,600,000							1,650,000
<i>Water Utility Fund</i>		50,000			1,600,000							1,650,000
Water Utility Improvement Total		32,105,000	20,000	1,020,000	2,350,000							35,495,000
GRAND TOTAL		37,675,844	5,325,113	8,069,137	8,840,423	5,109,630	4,792,124	4,450,921	24,731,253	3,995,447	3,626,054	106,615,946



THIS PAGE INTENTIONALLY BLANK



PROJECT DETAILS



Capital Improvement Program

2022 *thru* 2031

City of Ramsey, Minnesota

Project #	17-IT-008
Project Name	Universal Power Supply Replacement

Department	Capital Equipment
Contact	
Type	Equipment
Useful Life	10
Category	Capital Equipment
Priority	1-Existing Obligation (High)
Status	Active

Total Cost \$30,000

Description

The Universal Power Supply, or UPS, at City Hall provided lightning protection and battery backup to the city's server room. In the event of a mass power outage, the UPS would sustain on-premise city services for a limited time until generator power was

Justification

The current UPS went in when the Muncipal Center building was constructed in 2006, and based on research, the unit will no longer be serviceable after 2018.
New batteries will be installed in 2018 to last until the planned replacement year.

Expenditures	2022	2023	2024	2025	2026	2027	2028	2029	2030	2031	Total
Furnishings/Equipment	30,000										30,000
Total	30,000										30,000

Funding Sources	2022	2023	2024	2025	2026	2027	2028	2029	2030	2031	Total
Equipment Revolving Fund	30,000										30,000
Total	30,000										30,000

Capital Improvement Program

2022 *thru* 2031

City of Ramsey, Minnesota

Project #	17-IT-009
Project Name	Core Switch Replacement

Department	Capital Equipment
Contact	
Type	Equipment
Useful Life	10
Category	Capital Equipment
Priority	3-Existing Obligation (Med)
Status	Active

Total Cost \$52,000

Description
The city's core switch is a central hub of our communication network. All servers and remote sites, cameras and workstations eventually connect back to the core switch.

Justification
The core switch may very well be the most important single piece of hardware in our network. Replacements are currently scheduled for every 10 years to prevent hardware failures due to age and to keep the unit serviceable through LOGIS.

Expenditures	2022	2023	2024	2025	2026	2027	2028	2029	2030	2031	Total
Furnishings/Equipment					52,000						52,000
Total					52,000						52,000

Funding Sources	2022	2023	2024	2025	2026	2027	2028	2029	2030	2031	Total
General Fund					52,000						52,000
Total					52,000						52,000

Capital Improvement Program

2022 *thru* 2031

City of Ramsey, Minnesota

Project #	17-IT-011
Project Name	Engineering Plotter Replacement

Department	Capital Equipment
Contact	
Type	Equipment
Useful Life	10
Category	Capital Equipment
Priority	1-Existing Obligation (High)
Status	Active

Total Cost \$10,000

Description

The Engineering plotter is a large format printer and scanner used for scanning maps and other large documents in order to send or retain them.

Justification

The Engineering plotter/scanner was last replaced in 2013. The estimated useful life of the plotter is around 10 years. The replacement has been scheduled to evaluate the current health of the machine and to possibly give the opportunity to update to a

Expenditures	2022	2023	2024	2025	2026	2027	2028	2029	2030	2031	Total
Furnishings/Equipment		10,000									10,000
Total		10,000									10,000

Funding Sources	2022	2023	2024	2025	2026	2027	2028	2029	2030	2031	Total
General Fund		10,000									10,000
Total		10,000									10,000

Capital Improvement Program

2022 *thru* 2031

City of Ramsey, Minnesota

Project #	17-IT-013
Project Name	Council Chamber, Fire 1/2, Park Ramp & P W Switch

Department	Capital Equipment
Contact	
Type	Equipment
Useful Life	10
Category	Capital Equipment
Priority	3-Existing Obligation (Med)
Status	Active

Total Cost \$30,000

Description
The networking switch is responsible for network connectivity in the city's council chambers, Fire #1, Fire #2, Parking Ramp and Parking Ramp Extension and the Public Works Trailer. The respective costs for each jurisdiction is \$5,000 Each

Justification
The equipment has exceeded its expected useful life. The replacement is intended to avoid any outages related to a hardware failure (due to age).

Expenditures	2022	2023	2024	2025	2026	2027	2028	2029	2030	2031	Total
Furnishings/Equipment			30,000								30,000
Total			30,000								30,000

Funding Sources	2022	2023	2024	2025	2026	2027	2028	2029	2030	2031	Total
General Fund			30,000								30,000
Total			30,000								30,000

Capital Improvement Program

2022 *thru* 2031

City of Ramsey, Minnesota

Project #	17-IT-014
Project Name	Public Works Utilities Switch

Department	Capital Equipment
Contact	
Type	Equipment
Useful Life	10
Category	Capital Equipment
Priority	3-Existing Obligation (Med)
Status	Active

Total Cost \$7,000

Description
Networking switch is responsible for network connectivity at the Public Works Utilities building.

Justification
The equipment has exceeded its expected useful life. The replacement is intended to avoid any outages related to a hardware failure (due to age).

Expenditures	2022	2023	2024	2025	2026	2027	2028	2029	2030	2031	Total
Furnishings/Equipment			7,000								7,000
Total			7,000								7,000

Funding Sources	2022	2023	2024	2025	2026	2027	2028	2029	2030	2031	Total
General Fund			7,000								7,000
Total			7,000								7,000

Capital Improvement Program

2022 *thru* 2031

City of Ramsey, Minnesota

Project #	17-IT-016
Project Name	2nd Floor Workroom Copier

Department	Capital Equipment
Contact	
Type	Equipment
Useful Life	10
Category	Capital Equipment
Priority	2-New Addition (High)
Status	Active

Total Cost \$10,000

Description
This would provide a copier for the second floor workroom that is currently shared with Finance, Administration and Engineering.

Justification
Admin has put in for a new copier for their side of the second floor. If approved by council, this copier would meet the needs of engineering and finance.

Expenditures	2022	2023	2024	2025	2026	2027	2028	2029	2030	2031	Total
Furnishings/Equipment	10,000										10,000
Total	10,000										10,000

Funding Sources	2022	2023	2024	2025	2026	2027	2028	2029	2030	2031	Total
Equipment Revolving Fund	10,000										10,000
Total	10,000										10,000

Capital Improvement Program

2022 *thru* 2031

City of Ramsey, Minnesota

Project #	17-IT-017
Project Name	Building Copier

Department	Capital Equipment
Contact	
Type	Equipment
Useful Life	10
Category	Capital Equipment
Priority	1-Existing Obligation (High)
Status	Active

Total Cost \$10,000

Description
The copier in the Building department area provides high-speed and high-volume prints, as well as color and finishing capabilities. It also serves as the departments fax machine.

Justification
The unit was purchased in 2015 with replacement scheduled at the 10-year mark to evaluate the health and capabilities of the copier.

Expenditures	2022	2023	2024	2025	2026	2027	2028	2029	2030	2031	Total
Furnishings/Equipment	10,000										10,000
Total	10,000										10,000

Funding Sources	2022	2023	2024	2025	2026	2027	2028	2029	2030	2031	Total
Equipment Revolving Fund	10,000										10,000
Total	10,000										10,000

Capital Improvement Program

2022 *thru* 2031

City of Ramsey, Minnesota

Project #	17-IT-018
Project Name	Community Development Workroom Copier

Department	Capital Equipment
Contact	
Type	Equipment
Useful Life	10
Category	Capital Equipment
Priority	1-Existing Obligation (High)
Status	Active

Total Cost \$10,000

Description
The copier in the Engineering and Community Development area provides high-speed and high-volume prints, as well as color and finishing capabilities.

Justification
The unit was purchased in 2015 and will be scheduled for replacement at the 10-year mark to evaluate the health and capabilities of the copier.

Expenditures	2022	2023	2024	2025	2026	2027	2028	2029	2030	2031	Total
Furnishings/Equipment	10,000										10,000
Total	10,000										10,000

Funding Sources	2022	2023	2024	2025	2026	2027	2028	2029	2030	2031	Total
Equipment Revolving Fund	10,000										10,000
Total	10,000										10,000

Capital Improvement Program

2022 *thru* 2031

City of Ramsey, Minnesota

Project #	20-IT-001
Project Name	Virtual Server Refresh

Department	Capital Equipment
Contact	
Type	Equipment
Useful Life	10
Category	Capital Equipment
Priority	3-Existing Obligation (Med)
Status	Active

Total Cost \$33,000

Description

The twin virtual servers and SAN (network centralized storage) units were put in service in 2019. Recommended replacement of these units is every 5-7 years. The onsite servers (as of 2019) provide user logon/printing functions, surveillance and telephone

Justification

As part of the city's replacement rotation, staff recommends replacing the onsite servers to reduce risk of failure.

Expenditures	2022	2023	2024	2025	2026	2027	2028	2029	2030	2031	Total
Furnishings/Equipment					33,000						33,000
Total					33,000						33,000

Funding Sources	2022	2023	2024	2025	2026	2027	2028	2029	2030	2031	Total
General Fund					33,000						33,000
Total					33,000						33,000

Capital Improvement Program

2022 *thru* 2031

City of Ramsey, Minnesota

Project #	21-IT-001
Project Name	Replace Police Copier

Department	Capital Equipment
Contact	
Type	Equipment
Useful Life	10
Category	Capital Equipment
Priority	3-Existing Obligation (Med)
Status	Active

Total Cost \$18,000

Description
Replace the copiers in the Police Department

Justification
The copiers in the police department will be over 9 years old at this point.

Expenditures	2022	2023	2024	2025	2026	2027	2028	2029	2030	2031	Total
Furnishings/Equipment									18,000		18,000
Total									18,000		18,000

Funding Sources	2022	2023	2024	2025	2026	2027	2028	2029	2030	2031	Total
General Fund									18,000		18,000
Total									18,000		18,000

Capital Improvement Program

2022 *thru* 2031

City of Ramsey, Minnesota

Project #	22-IT-001
Project Name	Ramsey Networking Switches Replacement

Department	Capital Equipment
Contact	
Type	Equipment
Useful Life	10
Category	Capital Equipment
Priority	3-Existing Obligation (Med)
Status	Active

Total Cost \$40,000

Description
Networking switch is responsible for network connectivity throughout city facilities, including: Fire 1 & 2, Council Chambers, Parking Ramp & Public Works.

Justification
The equipment has exceeded its expected useful life. The replacement is intended to avoid any outages related to a hardware failure (due to age).

Expenditures	2022	2023	2024	2025	2026	2027	2028	2029	2030	2031	Total
Furnishings/Equipment										40,000	40,000
Total										40,000	40,000

Funding Sources	2022	2023	2024	2025	2026	2027	2028	2029	2030	2031	Total
General Fund										40,000	40,000
Total										40,000	40,000

Capital Improvement Program

2022 *thru* 2031

City of Ramsey, Minnesota

Project #	22-IT-002
Project Name	Copier - Administration Dept

Department	Capital Equipment
Contact	
Type	Equipment
Useful Life	10
Category	Capital Equipment
Priority	2-New Addition (High)
Status	Active

Description	Total Cost \$10,000
A designation Copier in the Administration Department	

Justification
With much printing related to Hires, correspondence, etc. a dedicated printer for administartion only would save much time.

Expenditures	2022	2023	2024	2025	2026	2027	2028	2029	2030	2031	Total
Furnishings/Equipment	10,000										10,000
Total	10,000										10,000

Funding Sources	2022	2023	2024	2025	2026	2027	2028	2029	2030	2031	Total
Equipment Revolving Fund	10,000										10,000
Total	10,000										10,000

Capital Improvement Program

2022 *thru* 2031

City of Ramsey, Minnesota

Project #	CIVIL-10R
Project Name	Replace 10R Siren

Department Capital Equipment
 Contact
 Type Eqpt Replacement
 Useful Life 15
 Category Capital Equipment
 Priority 3-Existing Obligation (Med)
 Status Active

Description	Total Cost \$15,000
164TH Junkite Date Acquired: 8/31/04	
Justification	

Expenditures	2022	2023	2024	2025	2026	2027	2028	2029	2030	2031	Total
Furnishings/Equipment			15,000								15,000
Total			15,000								15,000

Funding Sources	2022	2023	2024	2025	2026	2027	2028	2029	2030	2031	Total
General Fund			15,000								15,000
Total			15,000								15,000

Capital Improvement Program

2022 *thru* 2031

City of Ramsey, Minnesota

Project #	CIVIL-11R
Project Name	Replace 11R Siren

Department Capital Equipment
 Contact
 Type Eqpt Replacement
 Useful Life 15
 Category Capital Equipment
 Priority 3-Existing Obligation (Med)
 Status Active

Total Cost \$15,000

Description	
14800 Blk Puma	

Justification	

Expenditures	2022	2023	2024	2025	2026	2027	2028	2029	2030	2031	Total
Furnishings/Equipment			15,000								15,000
Total			15,000								15,000

Funding Sources	2022	2023	2024	2025	2026	2027	2028	2029	2030	2031	Total
General Fund			15,000								15,000
Total			15,000								15,000

Capital Improvement Program

2022 *thru* 2031

City of Ramsey, Minnesota

Project #	CIVIL-14R
Project Name	Replace 14R Siren

Department	Capital Equipment
Contact	
Type	Eqpt Replacement
Useful Life	15
Category	Capital Equipment
Priority	1-Existing Obligation (High)
Status	Active

Total Cost \$15,000

Description
5200 Blk 155th Lane

Justification

Expenditures	2022	2023	2024	2025	2026	2027	2028	2029	2030	2031	Total
Furnishings/Equipment	15,000										15,000
Total	15,000										15,000

Funding Sources	2022	2023	2024	2025	2026	2027	2028	2029	2030	2031	Total
Equipment Revolving Fund	15,000										15,000
Total	15,000										15,000

Capital Improvement Program

2022 *thru* 2031

City of Ramsey, Minnesota

Project #	CIVIL-15R
Project Name	Replace 15R Siren

Department Capital Equipment
 Contact
 Type Eqpt Replacement
 Useful Life 15
 Category Capital Equipment
 Priority 1-Existing Obligation (High)
 Status Active

Description	Total Cost \$15,000
7800 Blk Hwy 10	

Justification

Expenditures	2022	2023	2024	2025	2026	2027	2028	2029	2030	2031	Total
Furnishings/Equipment	15,000										15,000
Total	15,000										15,000

Funding Sources	2022	2023	2024	2025	2026	2027	2028	2029	2030	2031	Total
Equipment Revolving Fund	15,000										15,000
Total	15,000										15,000

Capital Improvement Program

2022 *thru* 2031

City of Ramsey, Minnesota

Project #	CIVIL-16R
Project Name	Replace 16R Siren

Department	Capital Equipment
Contact	
Type	Eqpt Replacement
Useful Life	15
Category	Capital Equipment
Priority	1-Existing Obligation (High)
Status	Active

Description	Total Cost \$15,000
Bunker/Azurite	

Justification

Expenditures	2022	2023	2024	2025	2026	2027	2028	2029	2030	2031	Total
Furnishings/Equipment		15,000									15,000
Total		15,000									15,000

Funding Sources	2022	2023	2024	2025	2026	2027	2028	2029	2030	2031	Total
General Fund		15,000									15,000
Total		15,000									15,000

Capital Improvement Program

2022 *thru* 2031

City of Ramsey, Minnesota

Project #	CIVIL-17R
Project Name	Replace 17R Siren

Department Capital Equipment
 Contact
 Type Eqpt Replacement
 Useful Life 15
 Category Capital Equipment
 Priority 1-Existing Obligation (High)
 Status Active

Description	Total Cost \$15,000
Nowthen/Dysprosium	

Justification

Expenditures	2022	2023	2024	2025	2026	2027	2028	2029	2030	2031	Total
Furnishings/Equipment		15,000									15,000
Total		15,000									15,000

Funding Sources	2022	2023	2024	2025	2026	2027	2028	2029	2030	2031	Total
General Fund		15,000									15,000
Total		15,000									15,000

Capital Improvement Program

2022 *thru* 2031

City of Ramsey, Minnesota

Project #	CIVIL-1R
Project Name	Replace 1R Siren

Department Capital Equipment
 Contact
 Type Eqpt Replacement
 Useful Life 15
 Category Capital Equipment
 Priority 3-Existing Obligation (Med)
 Status Active

Description	Total Cost \$15,000
176TH/Xerus	

Justification

Expenditures	2022	2023	2024	2025	2026	2027	2028	2029	2030	2031	Total
Furnishings/Equipment				15,000							15,000
Total				15,000							15,000

Funding Sources	2022	2023	2024	2025	2026	2027	2028	2029	2030	2031	Total
General Fund				15,000							15,000
Total				15,000							15,000

Capital Improvement Program

2022 *thru* 2031

City of Ramsey, Minnesota

Project #	CIVIL-2N
Project Name	Replace 2R Siren

Department	Capital Equipment
Contact	
Type	Eqpt Replacement
Useful Life	15
Category	Capital Equipment
Priority	3-Existing Obligation (Med)
Status	Active

Description	Total Cost \$15,000
Nutria/168th Lane	

Justification

Expenditures	2022	2023	2024	2025	2026	2027	2028	2029	2030	2031	Total
Furnishings/Equipment				15,000							15,000
Total				15,000							15,000

Funding Sources	2022	2023	2024	2025	2026	2027	2028	2029	2030	2031	Total
General Fund				15,000							15,000
Total				15,000							15,000

Capital Improvement Program
 City of Ramsey, Minnesota

2022 *thru* 2031

Project #	CIVIL-3R
Project Name	Replace 3R Siren

Department Capital Equipment
 Contact
 Type Eqpt Replacement
 Useful Life 15
 Category Capital Equipment
 Priority 3-Existing Obligation (Med)
 Status Active

Description	Total Cost \$15,000
173RD/Variolite	

Justification

Expenditures	2022	2023	2024	2025	2026	2027	2028	2029	2030	2031	Total
Furnishings/Equipment					15,000						15,000
Total					15,000						15,000

Funding Sources	2022	2023	2024	2025	2026	2027	2028	2029	2030	2031	Total
General Fund					15,000						15,000
Total					15,000						15,000

Capital Improvement Program
 City of Ramsey, Minnesota

2022 *thru* 2031

Project #	CIVIL-4R
Project Name	Replace 4R Siren

Department Capital Equipment
 Contact
 Type Eqpt Replacement
 Useful Life 15
 Category Capital Equipment
 Priority 3-Existing Obligation (Med)
 Status Active

Description	Total Cost \$15,000
6600 Blk Green Valley	

Justification

Expenditures	2022	2023	2024	2025	2026	2027	2028	2029	2030	2031	Total
Furnishings/Equipment					15,000						15,000
Total					15,000						15,000

Funding Sources	2022	2023	2024	2025	2026	2027	2028	2029	2030	2031	Total
General Fund					15,000						15,000
Total					15,000						15,000

Capital Improvement Program

2022 *thru* 2031

City of Ramsey, Minnesota

Project #	CIVIL-5R
Project Name	Replace 5R Siren

Department Capital Equipment
 Contact
 Type Eqpt Replacement
 Useful Life 15
 Category Capital Equipment
 Priority 3-Existing Obligation (Med)
 Status Active

Total Cost \$15,000

Description
17100 Blk Hwy 47

Justification

Expenditures	2022	2023	2024	2025	2026	2027	2028	2029	2030	2031	Total
Furnishings/Equipment						15,000					15,000
Total						15,000					15,000

Funding Sources	2022	2023	2024	2025	2026	2027	2028	2029	2030	2031	Total
General Fund						15,000					15,000
Total						15,000					15,000

Capital Improvement Program

2022 *thru* 2031

City of Ramsey, Minnesota

Project #	CIVIL-6N
Project Name	Replace 6R Siren

Department Capital Equipment
 Contact
 Type Eqpt Replacement
 Useful Life 15
 Category Capital Equipment
 Priority 3-Existing Obligation (Med)
 Status Active

Description	Total Cost \$15,000
5200 Blk 179th Lane	

Justification

Expenditures	2022	2023	2024	2025	2026	2027	2028	2029	2030	2031	Total
Furnishings/Equipment						15,000					15,000
Total						15,000					15,000

Funding Sources	2022	2023	2024	2025	2026	2027	2028	2029	2030	2031	Total
General Fund						15,000					15,000
Total						15,000					15,000

Capital Improvement Program

2022 *thru* 2031

City of Ramsey, Minnesota

Project #	CIVIL-7R
Project Name	Replace 7R Siren

Department Capital Equipment
 Contact
 Type Eqpt Replacement
 Useful Life 15
 Category Capital Equipment
 Priority 3-Existing Obligation (Med)
 Status Active

Description	Total Cost \$15,000
15900 Blk Andrie/161st Armstrong	

Justification

Expenditures	2022	2023	2024	2025	2026	2027	2028	2029	2030	2031	Total
Furnishings/Equipment							15,000				15,000
Total							15,000				15,000

Funding Sources	2022	2023	2024	2025	2026	2027	2028	2029	2030	2031	Total
General Fund							15,000				15,000
Total							15,000				15,000

Capital Improvement Program

2022 *thru* 2031

City of Ramsey, Minnesota

Project #	CIVIL-9R
Project Name	Replace 9R Siren

Department	Capital Equipment
Contact	
Type	Eqpt Replacement
Useful Life	15
Category	Capital Equipment
Priority	3-Existing Obligation (Med)
Status	Active

Description	Total Cost \$15,000
16500 Blk Nowthen Blvd	

Justification

Expenditures	2022	2023	2024	2025	2026	2027	2028	2029	2030	2031	Total
Furnishings/Equipment							15,000				15,000
Total							15,000				15,000

Funding Sources	2022	2023	2024	2025	2026	2027	2028	2029	2030	2031	Total
General Fund							15,000				15,000
Total							15,000				15,000

Capital Improvement Program

2022 *thru* 2031

City of Ramsey, Minnesota

Project #	FIRE-501
Project Name	Refurbish Tanker 11 (501)

Department	Capital Equipment
Contact	
Type	Eqpt Replacement
Useful Life	25
Category	Capital Equipment
Priority	1-Existing Obligation (High)
Status	Active

Total Cost \$25,000

Description
Replacement of 1994 General Fire Tanker with a 2022 model year 1994 Ford 3000 gallon tanker 20 year life Date Acquired: 12/31/94

Justification
Tanker 11 is one of two tankers that services the city. This tanker is located in Station #1 in the west portion of the city and will be 28 years old at time of replacement. The Fire Department attempts to keep tankers on a 25-year replacement cycle for

Expenditures	2022	2023	2024	2025	2026	2027	2028	2029	2030	2031	Total
Furnishings/Equipment	25,000										25,000
Total	25,000										25,000

Funding Sources	2022	2023	2024	2025	2026	2027	2028	2029	2030	2031	Total
Equipment Revolving Fund	25,000										25,000
Total	25,000										25,000

Capital Improvement Program

2022 *thru* 2031

City of Ramsey, Minnesota

Project #	FIRE-502
Project Name	Replace Engine #21 (565)

Department	Capital Equipment
Contact	
Type	Eqpt Replacement
Useful Life	20
Category	Capital Equipment
Priority	3-Existing Obligation (Med)
Status	Active

Total Cost \$650,000

Description
Replacement of 2007 Rosenbauer Fire Engine with a 2027 model year.

Justification
Engine 21 is one of two engines that service the city. This engine is located in Station #2 in the east portion of the City and will be 20 years old at time of replacement. The Fire Department attempts to keep engines on a 20-year replacement cycle for

Expenditures	2022	2023	2024	2025	2026	2027	2028	2029	2030	2031	Total
Furnishings/Equipment				325,000	325,000						650,000
Total				325,000	325,000						650,000

Funding Sources	2022	2023	2024	2025	2026	2027	2028	2029	2030	2031	Total
General Fund				325,000	325,000						650,000
Total				325,000	325,000						650,000

Capital Improvement Program

2022 *thru* 2031

City of Ramsey, Minnesota

Project #	FIRE-505
Project Name	Replace Grass 11 (562)

Department	Capital Equipment
Contact	
Type	Eqpt Replacement
Useful Life	20
Category	Capital Equipment
Priority	3-Existing Obligation (Med)
Status	Active

Total Cost \$45,000

Description
Replacement of 2003 Ford F-350 Grass Vehicle with a 2023 Ford F-350.

Justification
Grass 11 is the primary response vehicle out of Station 1 for grass fires and is one of two grass fire response vehicles that service the City. The vehicle will be 20 years old at time of replacement. The Fire Dept attempts to keep the Grass vehicle on

Expenditures	2022	2023	2024	2025	2026	2027	2028	2029	2030	2031	Total
Furnishings/Equipment						45,000					45,000
Total						45,000					45,000

Funding Sources	2022	2023	2024	2025	2026	2027	2028	2029	2030	2031	Total
General Fund						45,000					45,000
Total						45,000					45,000

Capital Improvement Program

2022 *thru* 2031

City of Ramsey, Minnesota

Project #	FIRE-557
Project Name	Replace Fire Rescue #21 (557)

Department	Capital Equipment
Contact	
Type	Equipment
Useful Life	20
Category	Capital Equipment
Priority	3-Existing Obligation (Med)
Status	Active

Total Cost \$80,000

Description
Replacement of 2000 Ford F-450 Rescue Chassis with a 2025 Ford F-450.

Justification
Rescue 21 is the primary response vehicle out of Station 2 for personal injury accidents and medical calls and is one of two rescue response vehicles that service the city. The vehicle will be 25 years old at the time of replacement. The Fire Department

Expenditures	2022	2023	2024	2025	2026	2027	2028	2029	2030	2031	Total
Furnishings/Equipment			80,000								80,000
Total			80,000								80,000

Funding Sources	2022	2023	2024	2025	2026	2027	2028	2029	2030	2031	Total
General Fund			80,000								80,000
Total			80,000								80,000

Capital Improvement Program

2022 *thru* 2031

City of Ramsey, Minnesota

Project #	FIRE-560
Project Name	Replace Aerial Ladder Truck

Department	Capital Equipment
Contact	
Type	Eqpt Replacement
Useful Life	25
Category	Capital Equipment
Priority	3-Existing Obligation (Med)
Status	Active

Description	Total Cost \$750,000
2003 Aerial Ladder Truck	
Date Acquired: 9/11/03	

Justification

Expenditures	2022	2023	2024	2025	2026	2027	2028	2029	2030	2031	Total
Furnishings/Equipment								375,000	375,000		750,000
Total								375,000	375,000		750,000

Funding Sources	2022	2023	2024	2025	2026	2027	2028	2029	2030	2031	Total
General Fund								375,000	375,000		750,000
Total								375,000	375,000		750,000

Capital Improvement Program

2022 *thru* 2031

City of Ramsey, Minnesota

Project #	FIRE-561
Project Name	Replace, Boat, Motor, Trailer Rescue

Department Capital Equipment
 Contact
 Type Eqpt Replacement
 Useful Life 25
 Category Capital Equipment
 Priority 3-Existing Obligation (Med)
 Status Active

Description	Total Cost \$10,000
Mako SCBA Trailer Date Acquired: 5/13/02	

Justification

Expenditures	2022	2023	2024	2025	2026	2027	2028	2029	2030	2031	Total
Furnishings/Equipment						10,000					10,000
Total						10,000					10,000

Funding Sources	2022	2023	2024	2025	2026	2027	2028	2029	2030	2031	Total
General Fund						10,000					10,000
Total						10,000					10,000

Capital Improvement Program

2022 *thru* 2031

City of Ramsey, Minnesota

Project #	FIRE-562
Project Name	EQPT REPLACE-ASSISTANT FIRE CHIEF VEHICLE

Department	Capital Equipment
Contact	
Type	Eqpt Replacement
Useful Life	10
Category	Capital Equipment
Priority	3-Existing Obligation (Med)
Status	Active

Total Cost \$50,000

Description
Replacement of Assistant Fire Chief's 1998 vehicle.
Date Acquired: 5/28/99 \$26,000 Accum Dep: \$18,200
Estimated useful life is 10 years.

Justification

Expenditures	2022	2023	2024	2025	2026	2027	2028	2029	2030	2031	Total
Furnishings/Equipment			50,000								50,000
Total			50,000								50,000

Funding Sources	2022	2023	2024	2025	2026	2027	2028	2029	2030	2031	Total
General Fund			50,000								50,000
Total			50,000								50,000

Capital Improvement Program

2022 *thru* 2031

City of Ramsey, Minnesota

Project #	FIRE-564
Project Name	Replace Rescue 11 (559)

Department	Capital Equipment
Contact	
Type	Eqpt Replacement
Useful Life	20 Years
Category	Capital Equipment
Priority	1-Existing Obligation (High)
Status	Active

Description	Total Cost \$250,000
Replacement of 2004 Ford F-350 Grass Vehicle with 2024 F-350.	

Justification
Rescue 11 is the primary response vehicle out of Station 1 for personal injury accidents and medical calls and is one of two response vehicles that service the City. The vehicle will be 20 years old at time of replacement. The Fire Dept attempts to keep

Expenditures	2022	2023	2024	2025	2026	2027	2028	2029	2030	2031	Total
Furnishings/Equipment		250,000									250,000
Total		250,000									250,000

Funding Sources	2022	2023	2024	2025	2026	2027	2028	2029	2030	2031	Total
General Fund		250,000									250,000
Total		250,000									250,000

Capital Improvement Program

2022 *thru* 2031

City of Ramsey, Minnesota

Project #	FIRE-565
Project Name	Replacement Extrication Tools R-11

Department	Capital Equipment
Contact	
Type	Equipment
Useful Life	15
Category	Capital Equipment
Priority	1-Existing Obligation (High)
Status	Active

Total Cost \$50,000

Description
Replacement of 2009 Extrication Equipment.

Justification
Extrication tools are carried on each Rescue truck. These tools, also known as jaws of life, allow firefighters to extricate victims entrapped in a motor vehicle without further injury.

Expenditures	2022	2023	2024	2025	2026	2027	2028	2029	2030	2031	Total
Furnishings/Equipment	50,000										50,000
Total	50,000										50,000

Funding Sources	2022	2023	2024	2025	2026	2027	2028	2029	2030	2031	Total
Equipment Revolving Fund	50,000										50,000
Total	50,000										50,000

Capital Improvement Program

2022 *thru* 2031

City of Ramsey, Minnesota

Project #	FIRE-566A
Project Name	Replace Fire Prevention Vehicle #571

Department	Capital Equipment
Contact	
Type	Equipment
Useful Life	7 Years
Category	Capital Equipment
Priority	3-Existing Obligation (Med)
Status	Active

Description	Total Cost	\$45,000
Replacement of 2019 Chevrolet Tahoe Fire Prevention vehicle with 2026 Chevrolet Tahoe.		

Justification	The Fire Prevention vehicle is used daily for inspections and response to calls for service and is one of three first response vehicles that service the city. The vehicle will be 7 years old at time of replacement. The Fire Dept attempts to keep the Fir
---------------	---

Expenditures	2022	2023	2024	2025	2026	2027	2028	2029	2030	2031	Total
Furnishings/Equipment				45,000							45,000
Total				45,000							45,000

Funding Sources	2022	2023	2024	2025	2026	2027	2028	2029	2030	2031	Total
General Fund				45,000							45,000
Total				45,000							45,000

Capital Improvement Program

2022 *thru* 2031

City of Ramsey, Minnesota

Project #	FIRE-569A
Project Name	Replace Fire Chief Vehicle (569)

Department	Capital Equipment
Contact	
Type	Equipment
Useful Life	7 Years
Category	Capital Equipment
Priority	3-Existing Obligation (Med)
Status	Active

Total Cost \$50,000

Description
Replacement of 2017 Chevrolet Tahoe Fire Chief vehicle with 2024 Chevrolet Tahoe.

Justification
The Fire Chief vehicle is the primary emergency vehicle during the weekday hours and is one of three fire response vehicles that service the city. This unit is also equipped to function as a mobile command post during emergency incidents. The vehicle wi

Expenditures	2022	2023	2024	2025	2026	2027	2028	2029	2030	2031	Total
Furnishings/Equipment				50,000							50,000
Total				50,000							50,000

Funding Sources	2022	2023	2024	2025	2026	2027	2028	2029	2030	2031	Total
General Fund				50,000							50,000
Total				50,000							50,000

Capital Improvement Program

2022 *thru* 2031

City of Ramsey, Minnesota

Project #	FIRE-570A
Project Name	Replace Fire Duty Officer Vehicle (570)

Department	Capital Equipment
Contact	
Type	Equipment
Useful Life	8
Category	Capital Equipment
Priority	1-Existing Obligation (High)
Status	Active

Description	Total Cost \$45,000
Replacement of 2017 Ford F-150 Duty Officer vehicle with 2025 Ford Explorer.	

Justification
The Duty Officer truck is the primary emergency vehicle during the evening and weekend hours and is one of three fire response vehicles that service the city. The truck rotates between on-call officers and will be 8 years old at the time of replacement.

Expenditures	2022	2023	2024	2025	2026	2027	2028	2029	2030	2031	Total
Furnishings/Equipment		45,000									45,000
Total		45,000									45,000

Funding Sources	2022	2023	2024	2025	2026	2027	2028	2029	2030	2031	Total
General Fund		45,000									45,000
Total		45,000									45,000

Capital Improvement Program

2022 *thru* 2031

City of Ramsey, Minnesota

Project #	FIRE-577
Project Name	Replace Training Room Tables/Chairs

Department	Capital Equipment
Contact	
Type	Equipment
Useful Life	20
Category	Capital Equipment
Priority	1-Existing Obligation (High)
Status	Active

Total Cost \$30,000

Description
Replacement of 2001 Fire Training Room tables and chairs

Justification
Current Fire Department Training Room tables and chairs have been repaired and patched together for continued use. Some have been disгарdеd due to inability to repair. There are not enough quantity of tables & chairs to accommodate existing fire staff

Expenditures	2022	2023	2024	2025	2026	2027	2028	2029	2030	2031	Total
Furnishings/Equipment	30,000										30,000
Total	30,000										30,000

Funding Sources	2022	2023	2024	2025	2026	2027	2028	2029	2030	2031	Total
Equipment Revolving Fund	30,000										30,000
Total	30,000										30,000

Capital Improvement Program

2022 *thru* 2031

City of Ramsey, Minnesota

Project #	GENGOV-001
Project Name	Replace Maintenance Vehicle (564)

Department	Capital Equipment
Contact	
Type	Equipment
Useful Life	15
Category	Capital Equipment
Priority	3-Existing Obligation (Med)
Status	Active

Total Cost \$60,000

Description
Replacement of 2008 Ford Expedition moved to Fire. Was #386

Justification
This was originally the Fire Chief vehicle handed down to building maintenance of city maintenance needs. The vehicle has met its useful life.

Expenditures	2022	2023	2024	2025	2026	2027	2028	2029	2030	2031	Total
Furnishings/Equipment				60,000							60,000
Total				60,000							60,000

Funding Sources	2022	2023	2024	2025	2026	2027	2028	2029	2030	2031	Total
Fleet Vehicles				60,000							60,000
Total				60,000							60,000

Capital Improvement Program

2022 *thru* 2031

City of Ramsey, Minnesota

Project #	GENGOV-002
Project Name	Replace Maintenance Utility Tractor #409

Department	Capital Equipment
Contact	
Type	Equipment
Useful Life	20
Category	Capital Equipment
Priority	1-Existing Obligation (High)
Status	Active

Total Cost \$45,000

Description
Replace 2000 Holder utility tractor used for snow removal at the City Hall campus. Unit #409. This piece of equipment was purchased from the City of Andover in 2009. Price: \$55,000 less \$10,000 trade in

Justification
This unit has approximately 1100 hours of use and it getting difficult to find replacement/repair parts. This unit is used primarily for snow removal operations at City Hall.

Expenditures	2022	2023	2024	2025	2026	2027	2028	2029	2030	2031	Total
Furnishings/Equipment	45,000										45,000
Total	45,000										45,000

Funding Sources	2022	2023	2024	2025	2026	2027	2028	2029	2030	2031	Total
Equipment Revolving Fund	45,000										45,000
Total	45,000										45,000

Capital Improvement Program

2022 *thru* 2031

City of Ramsey, Minnesota

Project #	GENGOV-003
Project Name	Sweeper Scrubber

Department	Capital Equipment
Contact	
Type	Equipment
Useful Life	20
Category	Capital Equipment
Priority	4-New Addition (Med)
Status	Active

Total Cost \$30,000

Description
This would be a small-scale industrial sweeper for cleaning the hard surface floors at City Hall/PD garage and spot clean up in the parking ramp.

Justification
This unit would be used in areas that the large scale street sweeper cannot fit into. Would also be used in City Hall for hard surface floor cleaning.

Expenditures	2022	2023	2024	2025	2026	2027	2028	2029	2030	2031	Total
Furnishings/Equipment				30,000							30,000
Total				30,000							30,000

Funding Sources	2022	2023	2024	2025	2026	2027	2028	2029	2030	2031	Total
General Fund				30,000							30,000
Total				30,000							30,000

Capital Improvement Program

2022 *thru* 2031

City of Ramsey, Minnesota

Project # GENGOV-004
 Project Name Replace 2013 F-250 Pickup Unit #410

Department Capital Equipment
 Contact
 Type Equipment
 Useful Life 12
 Category Capital Equipment
 Priority 3-Existing Obligation (Med)
 Status Active

Total Cost \$42,000

Description
 Replace Unit #410 - 2013 F-250 Pick-up.

Justification
 This truck is used by Building Maintenance on a daily basis to perform building maintenance throughout the city. This truck is also used for snow removal operations.

Expenditures	2022	2023	2024	2025	2026	2027	2028	2029	2030	2031	Total
Furnishings/Equipment				42,000							42,000
Total				42,000							42,000

Funding Sources	2022	2023	2024	2025	2026	2027	2028	2029	2030	2031	Total
General Fund				42,000							42,000
Total				42,000							42,000

Capital Improvement Program

2022 *thru* 2031

City of Ramsey, Minnesota

Project #	POL-335
Project Name	2023 Ford Explorer Replace 2016 Ford Explorer #351

Department	Capital Equipment
Contact	
Type	Equipment
Useful Life	3
Category	Capital Equipment
Priority	1-Existing Obligation (High)
Status	Active

Description	Total Cost	\$32,000
Replace 2016 Ford Explorer Patrol/CSO Reserve Officer Squad #351		

Justification
Maintain Vehicle rotation schedule

Expenditures	2022	2023	2024	2025	2026	2027	2028	2029	2030	2031	Total
Furnishings/Equipment		32,000									32,000
Total		32,000									32,000

Funding Sources	2022	2023	2024	2025	2026	2027	2028	2029	2030	2031	Total
General Fund		32,000									32,000
Total		32,000									32,000

Capital Improvement Program

2022 *thru* 2031

City of Ramsey, Minnesota

Project #	POL-359
Project Name	2024 Ford F-150 Replace 2005 F150 #359

Department	Capital Equipment
Contact	
Type	Equipment
Useful Life	3
Category	Capital Equipment
Priority	3-Existing Obligation (Med)
Status	Active

Description	Total Cost	\$37,000
Replace 2005 Ford F150 Pickup Truck - Squad #359		

Justification
Maintain vehicle rotation schedule.

Expenditures	2022	2023	2024	2025	2026	2027	2028	2029	2030	2031	Total
Furnishings/Equipment			37,000								37,000
Total			37,000								37,000

Funding Sources	2022	2023	2024	2025	2026	2027	2028	2029	2030	2031	Total
General Fund			37,000								37,000
Total			37,000								37,000

Capital Improvement Program

2022 *thru* 2031

City of Ramsey, Minnesota

Project #	POL-366
Project Name	2024 Ford Taurus Replace 2018 Ford Taurus #383

Department Capital Equipment
 Contact
 Type Equipment
 Useful Life 3
 Category Capital Equipment
 Priority 1-Existing Obligation (High)
 Status Active

Description	Total Cost \$33,000
Replace 2018 Chevrolet Caprice Patrol Squad #3XX	

Justification
Maintain vehicle rotation schedule.

Expenditures	2022	2023	2024	2025	2026	2027	2028	2029	2030	2031	Total
Furnishings/Equipment		33,000									33,000
Total		33,000									33,000

Funding Sources	2022	2023	2024	2025	2026	2027	2028	2029	2030	2031	Total
General Fund		33,000									33,000
Total		33,000									33,000

Capital Improvement Program

2022 *thru* 2031

City of Ramsey, Minnesota

Project #	POL-367
Project Name	2023 Ford Taurus Replace 2018 Ford Taurus #384

Department Capital Equipment
 Contact
 Type Equipment
 Useful Life 3
 Category Capital Equipment
 Priority 1-Existing Obligation (High)
 Status Active

Description	Total Cost \$33,000
Replace 2018 Chevrolet Tahoe Patrol Squad #3XX	

Justification
Maintain vehicle rotation schedule

Expenditures	2022	2023	2024	2025	2026	2027	2028	2029	2030	2031	Total
Furnishings/Equipment		33,000									33,000
Total		33,000									33,000

Funding Sources	2022	2023	2024	2025	2026	2027	2028	2029	2030	2031	Total
General Fund		33,000									33,000
Total		33,000									33,000

Capital Improvement Program

2022 *thru* 2031

City of Ramsey, Minnesota

Project #	POL-368
Project Name	2022 Ford Explorer Relace 2018 Ford Explorer #372

Department	Capital Equipment
Contact	
Type	Equipment
Useful Life	3
Category	Capital Equipment
Priority	1-Existing Obligation (High)
Status	Active

Total Cost \$32,000

Description
Replace 2018 Ford Explorer Patrol Squad #3XX

Justification
Maintain vehicle rotation schedule.

Expenditures	2022	2023	2024	2025	2026	2027	2028	2029	2030	2031	Total
Furnishings/Equipment	32,000										32,000
Total	32,000										32,000

Funding Sources	2022	2023	2024	2025	2026	2027	2028	2029	2030	2031	Total
Equipment Revolving Fund	32,000										32,000
Total	32,000										32,000

Capital Improvement Program

2022 *thru* 2031

City of Ramsey, Minnesota

Project #	POL-369
Project Name	2023 Chev Tahoe Replace 2018 Chev Tahoe #373

Department	Capital Equipment
Contact	
Type	Equipment
Useful Life	3
Category	Capital Equipment
Priority	1-Existing Obligation (High)
Status	Active

Total Cost \$37,000

Description
Replace 2018 Chevrolet Tahoe Patrol Squad #3XX

Justification
Maintain vehicle rotation schedule

Expenditures	2022	2023	2024	2025	2026	2027	2028	2029	2030	2031	Total
Furnishings/Equipment		37,000									37,000
Total		37,000									37,000

Funding Sources	2022	2023	2024	2025	2026	2027	2028	2029	2030	2031	Total
General Fund		37,000									37,000
Total		37,000									37,000

Capital Improvement Program

2022 *thru* 2031

City of Ramsey, Minnesota

Project #	POL-370
Project Name	2030 Ford Explorer Replace 2021 Ford Explorer #313

Department	Capital Equipment
Contact	
Type	Equipment
Useful Life	3
Category	Capital Equipment
Priority	3-Existing Obligation (Med)
Status	Active

Total Cost \$32,000

Description
Replace 2022 Ford Explorer Patrol Squad #313

Justification
Maintain vehicle rotation schedule

Expenditures	2022	2023	2024	2025	2026	2027	2028	2029	2030	2031	Total
Furnishings/Equipment									32,000		32,000
Total									32,000		32,000

Funding Sources	2022	2023	2024	2025	2026	2027	2028	2029	2030	2031	Total
General Fund									32,000		32,000
Total									32,000		32,000

Capital Improvement Program

2022 *thru* 2031

City of Ramsey, Minnesota

Project #	POL-372
Project Name	2022 Chev Tahoe Replace 2016 Chev Tahoe #361

Department	Capital Equipment
Contact	
Type	Eqpt Replacement
Useful Life	3
Category	Capital Equipment
Priority	1-Existing Obligation (High)
Status	Active

Total Cost \$40,000

Description
Replace 2016 Chevrolet Tahoe 4x4 patrol vehicle #361

Justification
Maintain vehicle rotation schedule

Expenditures	2022	2023	2024	2025	2026	2027	2028	2029	2030	2031	Total
Furnishings/Equipment		40,000									40,000
Total		40,000									40,000

Funding Sources	2022	2023	2024	2025	2026	2027	2028	2029	2030	2031	Total
General Fund		40,000									40,000
Total		40,000									40,000

Capital Improvement Program

2022 *thru* 2031

City of Ramsey, Minnesota

Project #	POL-381
Project Name	2024 Chev Tahoe Replace 2020 Chev Tahoe #395

Department	Capital Equipment
Contact	
Type	Equipment
Useful Life	3
Category	Capital Equipment
Priority	3-Existing Obligation (Med)
Status	Active

Total Cost \$41,000

Description
Replace 2020 Chevrolet Tahoe Patrol Squad #395

Justification
Maintain vehicle rotation schedule

Expenditures	2022	2023	2024	2025	2026	2027	2028	2029	2030	2031	Total
Furnishings/Equipment			41,000								41,000
Total			41,000								41,000

Funding Sources	2022	2023	2024	2025	2026	2027	2028	2029	2030	2031	Total
General Fund			41,000								41,000
Total			41,000								41,000

Capital Improvement Program

2022 *thru* 2031

City of Ramsey, Minnesota

Project #	POL-382
Project Name	2024 Chev Impala Replace 2016 Chev Impala #366

Department	Capital Equipment
Contact	
Type	Equipment
Useful Life	3
Category	Capital Equipment
Priority	3-Existing Obligation (Med)
Status	Active

Total Cost \$35,000

Description
Replace 2016 Chevrolet Impala Investigator Squad #366

Justification
Maintain Vehicle maintenance schedule

Expenditures	2022	2023	2024	2025	2026	2027	2028	2029	2030	2031	Total
Furnishings/Equipment			35,000								35,000
Total			35,000								35,000

Funding Sources	2022	2023	2024	2025	2026	2027	2028	2029	2030	2031	Total
General Fund			35,000								35,000
Total			35,000								35,000

Capital Improvement Program

2022 *thru* 2031

City of Ramsey, Minnesota

Project #	POL-383
Project Name	2025 Ford Explorer Replace 2021 Ford Explorer #3XX

Department	Capital Equipment
Contact	
Type	Equipment
Useful Life	3
Category	Capital Equipment
Priority	3-Existing Obligation (Med)
Status	Active

Total Cost \$35,000

Description
Replace 2021 Ford Explorer Patrol Squad #3XX

Justification
Maintain vehicle rotation schedule

Expenditures	2022	2023	2024	2025	2026	2027	2028	2029	2030	2031	Total
Furnishings/Equipment				35,000							35,000
Total				35,000							35,000

Funding Sources	2022	2023	2024	2025	2026	2027	2028	2029	2030	2031	Total
General Fund				35,000							35,000
Total				35,000							35,000

Capital Improvement Program

2022 *thru* 2031

City of Ramsey, Minnesota

Project #	POL-384
Project Name	2025 Chevy Caprice Replace 2021 Chevy Caprice #3XX

Department	Capital Equipment
Contact	
Type	Equipment
Useful Life	3
Category	Capital Equipment
Priority	3-Existing Obligation (Med)
Status	Active

Description	Total Cost	\$33,500
Replace 2021 Chev Caprice Patrol Squad #3XX		

Justification
Maintain vehicle rotation schedule

Expenditures	2022	2023	2024	2025	2026	2027	2028	2029	2030	2031	Total
Furnishings/Equipment				33,500							33,500
Total				33,500							33,500

Funding Sources	2022	2023	2024	2025	2026	2027	2028	2029	2030	2031	Total
General Fund				33,500							33,500
Total				33,500							33,500

Capital Improvement Program

2022 *thru* 2031

City of Ramsey, Minnesota

Project #	POL-385
Project Name	2025 Chevy Impala Replace 2017 Chev Impala #377

Department	Capital Equipment
Contact	
Type	Equipment
Useful Life	3
Category	Capital Equipment
Priority	3-Existing Obligation (Med)
Status	Active

Total Cost \$33,500

Description
Replace 2017 Chevy Impala #377

Justification
Maintain vehicle rotation schedule

Expenditures	2022	2023	2024	2025	2026	2027	2028	2029	2030	2031	Total
Furnishings/Equipment				33,500							33,500
Total				33,500							33,500

Funding Sources	2022	2023	2024	2025	2026	2027	2028	2029	2030	2031	Total
General Fund				33,500							33,500
Total				33,500							33,500

Capital Improvement Program

2022 *thru* 2031

City of Ramsey, Minnesota

Project #	POL-390
Project Name	2026 Ford Explorer Replace 2022 Ford Explorer #3XX

Department	Capital Equipment
Contact	
Type	Equipment
Useful Life	3
Category	Capital Equipment
Priority	3-Existing Obligation (Med)
Status	Active

Total Cost \$35,500

Description
Replace 2022 Ford Explorer Patrol Squad #3XX

Justification
Maintain vehicle rotation schedule

Expenditures	2022	2023	2024	2025	2026	2027	2028	2029	2030	2031	Total
Furnishings/Equipment					35,500						35,500
Total					35,500						35,500

Funding Sources	2022	2023	2024	2025	2026	2027	2028	2029	2030	2031	Total
General Fund					35,500						35,500
Total					35,500						35,500

Capital Improvement Program

2022 *thru* 2031

City of Ramsey, Minnesota

Project #	POL-391
Project Name	2026 Ford Explorer replace 2022 Ford Explorer #3XX

Department	Capital Equipment
Contact	
Type	Equipment
Useful Life	3
Category	Capital Equipment
Priority	3-Existing Obligation (Med)
Status	Active

Total Cost \$44,000

Description
Replace 2022 Ford Explorer Patrol Squad #3XX

Justification
Maintain vehicle rotation schedule

Expenditures	2022	2023	2024	2025	2026	2027	2028	2029	2030	2031	Total
Furnishings/Equipment					44,000						44,000
Total					44,000						44,000

Funding Sources	2022	2023	2024	2025	2026	2027	2028	2029	2030	2031	Total
General Fund					44,000						44,000
Total					44,000						44,000

Capital Improvement Program

2022 *thru* 2031

City of Ramsey, Minnesota

Project #	POL-393
Project Name	2027 Chev Tahoe Replace 2023 Chev Tahoe #3XX

Department	Capital Equipment
Contact	
Type	Equipment
Useful Life	3
Category	Capital Equipment
Priority	3-Existing Obligation (Med)
Status	Active

Description	Total Cost \$44,500
Replace 2023 Chevrolet Tahoe Patrol Squad #3XX	

Justification
Maintain vehicle rotation schedule

Expenditures	2022	2023	2024	2025	2026	2027	2028	2029	2030	2031	Total
Furnishings/Equipment						44,500					44,500
Total						44,500					44,500

Funding Sources	2022	2023	2024	2025	2026	2027	2028	2029	2030	2031	Total
General Fund						44,500					44,500
Total						44,500					44,500

Capital Improvement Program

2022 *thru* 2031

City of Ramsey, Minnesota

Project #	POL-394
Project Name	2027 Chev Tahoe Replace 2023 Chev Tahoe #3XX

Department	Capital Equipment
Contact	
Type	Equipment
Useful Life	3
Category	Capital Equipment
Priority	3-Existing Obligation (Med)
Status	Active

Total Cost \$44,500

Description
Replace 2023 Chevrolet Tahoe Patrol Squad #3XX

Justification
Maintain vehicle rotation schedule

Expenditures	2022	2023	2024	2025	2026	2027	2028	2029	2030	2031	Total
Furnishings/Equipment						44,500					44,500
Total						44,500					44,500

Funding Sources	2022	2023	2024	2025	2026	2027	2028	2029	2030	2031	Total
General Fund						44,500					44,500
Total						44,500					44,500

Capital Improvement Program

2022 *thru* 2031

City of Ramsey, Minnesota

Project #	POL-395
Project Name	2027 Ford Utility SUV Replace 2023 Ford Utili #3XX

Department	Capital Equipment
Contact	
Type	Equipment
Useful Life	3
Category	Capital Equipment
Priority	3-Existing Obligation (Med)
Status	Active

Total Cost \$36,000

Description
Replace 2023 Ford Utility SUV Patrol Squad #3XX

Justification
Maintain vehicle rotation schedule

Expenditures	2022	2023	2024	2025	2026	2027	2028	2029	2030	2031	Total
Furnishings/Equipment						36,000					36,000
Total						36,000					36,000

Funding Sources	2022	2023	2024	2025	2026	2027	2028	2029	2030	2031	Total
General Fund						36,000					36,000
Total						36,000					36,000

Capital Improvement Program

2022 *thru* 2031

City of Ramsey, Minnesota

Project #	POL-396
Project Name	2024 Acadia Replaces 2016 Acadia #367

Department	Capital Equipment
Contact	
Type	Equipment
Useful Life	3
Category	Capital Equipment
Priority	3-Existing Obligation (Med)
Status	Active

Total Cost \$35,000

Description
Replace 2016 GMC Acadia (unmarked) Unite #367

Justification
Maintain vehicle rotation schedule

Expenditures	2022	2023	2024	2025	2026	2027	2028	2029	2030	2031	Total
Furnishings/Equipment			35,000								35,000
Total			35,000								35,000

Funding Sources	2022	2023	2024	2025	2026	2027	2028	2029	2030	2031	Total
General Fund			35,000								35,000
Total			35,000								35,000

Capital Improvement Program

2022 *thru* 2031

City of Ramsey, Minnesota

Project #	POL-398
Project Name	2028 Chevy Tahoe Replace 2024 Chevy Tahoe

Department	Capital Equipment
Contact	
Type	Equipment
Useful Life	3
Category	Capital Equipment
Priority	3-Existing Obligation (Med)
Status	Active

Total Cost \$45,000

Description
Replace 2024 Chevy Tahoe patrol vehicle

Justification
Maintain vehicle rotation schedule.

Expenditures	2022	2023	2024	2025	2026	2027	2028	2029	2030	2031	Total
Furnishings/Equipment							45,000				45,000
Total							45,000				45,000

Funding Sources	2022	2023	2024	2025	2026	2027	2028	2029	2030	2031	Total
General Fund							45,000				45,000
Total							45,000				45,000

Capital Improvement Program

2022 *thru* 2031

City of Ramsey, Minnesota

Project #	POL-399
Project Name	2028 Ford Utility Replace 2024 Ford Utility

Department	Capital Equipment
Contact	
Type	Equipment
Useful Life	3
Category	Capital Equipment
Priority	3-Existing Obligation (Med)
Status	Active

Total Cost \$32,000

Description
Replace 2024 Ford Utility SUV patrol vehicle.

Justification
Maintain vehicle schedule

Expenditures	2022	2023	2024	2025	2026	2027	2028	2029	2030	2031	Total
Furnishings/Equipment							32,000				32,000
Total							32,000				32,000

Funding Sources	2022	2023	2024	2025	2026	2027	2028	2029	2030	2031	Total
General Fund							32,000				32,000
Total							32,000				32,000

Capital Improvement Program

2022 *thru* 2031

City of Ramsey, Minnesota

Project #	POL-400
Project Name	2029 Ford Explorer Replace 2025 Ford Explorer

Department	Capital Equipment
Contact	
Type	Equipment
Useful Life	3
Category	Capital Equipment
Priority	3-Existing Obligation (Med)
Status	Active

Description	Total Cost	\$33,000
Replace 2025 Ford Utility SUV Patrol Squad #3XX		

Justification
Maintain vehicle rotation schedule.

Expenditures	2022	2023	2024	2025	2026	2027	2028	2029	2030	2031	Total
Furnishings/Equipment								33,000			33,000
Total								33,000			33,000

Funding Sources	2022	2023	2024	2025	2026	2027	2028	2029	2030	2031	Total
General Fund								33,000			33,000
Total								33,000			33,000

Capital Improvement Program

2022 *thru* 2031

City of Ramsey, Minnesota

Project #	POL-401
Project Name	2029 Chevy Caprice Replace 2025 Chev Caprice

Department	Capital Equipment
Contact	
Type	Equipment
Useful Life	3
Category	Capital Equipment
Priority	3-Existing Obligation (Med)
Status	Active

Total Cost \$34,000

Description
Replace 2025 Chev Caprice Patrol Squad #3XX

Justification
Maintain vehicle rotation schedule.

Expenditures	2022	2023	2024	2025	2026	2027	2028	2029	2030	2031	Total
Furnishings/Equipment								34,000			34,000
Total								34,000			34,000

Funding Sources	2022	2023	2024	2025	2026	2027	2028	2029	2030	2031	Total
General Fund								34,000			34,000
Total								34,000			34,000

Capital Improvement Program

2022 *thru* 2031

City of Ramsey, Minnesota

Project #	POL-402
Project Name	Replace 2026 Ford Utility

Department	Capital Equipment
Contact	
Type	Equipment
Useful Life	3
Category	Capital Equipment
Priority	3-Existing Obligation (Med)
Status	Active

Description	Total Cost	\$35,500
Police Vehicle originally acquired in 2026		

Justification
3-4 year rotation

Expenditures	2022	2023	2024	2025	2026	2027	2028	2029	2030	2031	Total
Furnishings/Equipment									35,500		35,500
Total									35,500		35,500

Funding Sources	2022	2023	2024	2025	2026	2027	2028	2029	2030	2031	Total
General Fund									35,500		35,500
Total									35,500		35,500

Capital Improvement Program

2022 *thru* 2031

City of Ramsey, Minnesota

Project #	POL-403
Project Name	Repalce 2026 Chevrolet Tahoe

Department	Capital Equipment
Contact	
Type	Equipment
Useful Life	3
Category	Capital Equipment
Priority	3-Existing Obligation (Med)
Status	Active

Total Cost \$45,000

Description	
Replace 2026 Chev Tahoe	

Justification	
3-4 year rotation.	

Expenditures	2022	2023	2024	2025	2026	2027	2028	2029	2030	2031	Total
Furnishings/Equipment									45,000		45,000
Total									45,000		45,000

Funding Sources	2022	2023	2024	2025	2026	2027	2028	2029	2030	2031	Total
General Fund									45,000		45,000
Total									45,000		45,000

Capital Improvement Program

2022 *thru* 2031

City of Ramsey, Minnesota

Project #	POL-404
Project Name	Replace 2026 Chevrolet Caprice

Department	Capital Equipment
Contact	
Type	Equipment
Useful Life	3
Category	Capital Equipment
Priority	3-Existing Obligation (Med)
Status	Active

Total Cost \$34,000

Description
Replace 2026 Chevrolet Caprice

Justification
3-4 Year rotation

Expenditures	2022	2023	2024	2025	2026	2027	2028	2029	2030	2031	Total
Furnishings/Equipment									34,000		34,000
Total									34,000		34,000

Funding Sources	2022	2023	2024	2025	2026	2027	2028	2029	2030	2031	Total
General Fund									34,000		34,000
Total									34,000		34,000

Capital Improvement Program

2022 *thru* 2031

City of Ramsey, Minnesota

Project #	POL-405
Project Name	2022 Ford Explorer

Department Capital Equipment
Contact
Type Equipment
Useful Life 3
Category Capital Equipment
Priority 2-New Addition (High)
Status Active

Total Cost \$32,000

Description
Purchase of a Ford Explorer. This is not a replacement.

Justification
Vehicle for 2 newly hired officers. Purchased via state contract.

Expenditures	2022	2023	2024	2025	2026	2027	2028	2029	2030	2031	Total
Furnishings/Equipment	32,000										32,000
Total	32,000										32,000

Funding Sources	2022	2023	2024	2025	2026	2027	2028	2029	2030	2031	Total
Equipment Revolving Fund	8,200										8,200
Fleet Vehicles	23,800										23,800
Total	32,000										32,000

Capital Improvement Program

2022 *thru* 2031

City of Ramsey, Minnesota

Project #	PW-002
Project Name	Replace 2004 Tree Spade

Department	Capital Equipment
Contact	
Type	Eqpt Replacement
Useful Life	15
Category	Capital Equipment
Priority	3-Existing Obligation (Med)
Status	Active

Description	Total Cost	\$52,000
65 inch tree space		

Justification
This piece of equipment is used to transplant trees in parks and other city owned land. Requires a front-end loader to attach to.

Expenditures	2022	2023	2024	2025	2026	2027	2028	2029	2030	2031	Total
Furnishings/Equipment				52,000							52,000
Total				52,000							52,000

Funding Sources	2022	2023	2024	2025	2026	2027	2028	2029	2030	2031	Total
General Fund				52,000							52,000
Total				52,000							52,000

Capital Improvement Program

2022 *thru* 2031

City of Ramsey, Minnesota

Project #	PW-004
Project Name	Replace 2004 Pull Behind PTO Mower

Department Capital Equipment
 Contact
 Type Eqpt Replacement
 Useful Life 10
 Category Capital Equipment
 Priority 3-Existing Obligation (Med)
 Status Active

Total Cost \$28,000

Description	
Landpride wide area mower	

Justification	
This mower is used by the Public Works department when rough mowing large open areas including right-of-way and undeveloped city-owned land.	

Expenditures	2022	2023	2024	2025	2026	2027	2028	2029	2030	2031	Total
Furnishings/Equipment						28,000					28,000
Total						28,000					28,000

Funding Sources	2022	2023	2024	2025	2026	2027	2028	2029	2030	2031	Total
General Fund						28,000					28,000
Total						28,000					28,000

Capital Improvement Program

2022 *thru* 2031

City of Ramsey, Minnesota

Project #	PW-005
Project Name	Replace 2004 Snow Thrower

Department	Capital Equipment
Contact	
Type	Eqpt Replacement
Useful Life	15
Category	Capital Equipment
Priority	3-Existing Obligation (Med)
Status	Active

Total Cost \$130,000

Description	
2004 SnoGo snow thrower	

Justification	
This unit is used to load snow from city streets into trucks. Also used to remove large drifts in open areas.	

Expenditures	2022	2023	2024	2025	2026	2027	2028	2029	2030	2031	Total
Furnishings/Equipment				130,000							130,000
Total				130,000							130,000

Funding Sources	2022	2023	2024	2025	2026	2027	2028	2029	2030	2031	Total
General Fund				130,000							130,000
Total				130,000							130,000

Capital Improvement Program

2022 *thru* 2031

City of Ramsey, Minnesota

Project #	PW-006
Project Name	Replace 2004 Mobile Generator

Department	Capital Equipment
Contact	
Type	Eqpt Replacement
Useful Life	20 Years
Category	Capital Equipment
Priority	3-Existing Obligation (Med)
Status	Active

Total Cost \$164,000

Description	
2004 portable generator	

Justification	
This tow behind unit powers our sanitary lift stations during power outages.	

Expenditures	2022	2023	2024	2025	2026	2027	2028	2029	2030	2031	Total
Furnishings/Equipment			164,000								164,000
Total			164,000								164,000

Funding Sources	2022	2023	2024	2025	2026	2027	2028	2029	2030	2031	Total
Sewer Utility Fund			164,000								164,000
Total			164,000								164,000

Capital Improvement Program

2022 *thru* 2031

City of Ramsey, Minnesota

Project #	PW-407
Project Name	Replace Engr Car #407 With Equinox

Department	Capital Equipment
Contact	
Type	Eqpt Replacement
Useful Life	12
Category	Capital Equipment
Priority	1-Existing Obligation (High)
Status	Active

Total Cost \$24,000

Description
Unit #407: 2006 Chev Impala

Justification
2006 Impala floor and frame are rusting out. Maintenance of vehicle is becoming cost prohibitive. 2006 Impala recommended to be retained for use by engineering interns.

Expenditures	2022	2023	2024	2025	2026	2027	2028	2029	2030	2031	Total
Furnishings/Equipment		24,000									24,000
Total		24,000									24,000

Funding Sources	2022	2023	2024	2025	2026	2027	2028	2029	2030	2031	Total
Fleet Vehicles		24,000									24,000
Total		24,000									24,000

Capital Improvement Program

2022 *thru* 2031

City of Ramsey, Minnesota

Project # PW-603
 Project Name Replace 1999 John Deere Grader: Unit #603

Department Capital Equipment
 Contact
 Type Eqpt Replacement
 Useful Life 20 Years
 Category Capital Equipment
 Priority 3-Existing Obligation (Med)
 Status Active

Total Cost \$280,000

Description
 1999 John Deere Motor Grader

Justification
 This piece of equipment is used for grading the city's approximately 2.5 miles of dirt roads and also used in snow removal operations.

Expenditures	2022	2023	2024	2025	2026	2027	2028	2029	2030	2031	Total
Furnishings/Equipment					280,000						280,000
Total					280,000						280,000

Funding Sources	2022	2023	2024	2025	2026	2027	2028	2029	2030	2031	Total
General Fund					280,000						280,000
Total					280,000						280,000

Capital Improvement Program

2022 *thru* 2031

City of Ramsey, Minnesota

Project #	PW-605
Project Name	Replace 2019 Brush Chipper - Unit #605

Department	Capital Equipment
Contact	
Type	Equipment
Useful Life	6
Category	Capital Equipment
Priority	3-Existing Obligation (Med)
Status	Active

Total Cost \$40,000

Description
Replace unit #605 a 2019 brush chipper.

Justification
This unit is used by all of the streets/parks departments for routine maintenance on ROW clearing and storm damage.

Expenditures	2022	2023	2024	2025	2026	2027	2028	2029	2030	2031	Total
Furnishings/Equipment				40,000							40,000
Total				40,000							40,000

Funding Sources	2022	2023	2024	2025	2026	2027	2028	2029	2030	2031	Total
General Fund				40,000							40,000
Total				40,000							40,000

Capital Improvement Program

2022 *thru* 2031

City of Ramsey, Minnesota

Project #	PW-654
Project Name	Replace 2006 3/4 Ton Truck 2x4 Unit #654

Department	Capital Equipment
Contact	
Type	Eqpt Replacement
Useful Life	10
Category	Capital Equipment
Priority	1-Existing Obligation (High)
Status	Active

Total Cost \$31,000

Description
3/4 ton pickup with topper and bed slide-Unit #654 2006 Ford F-250.

Justification
This piece of equipment would replace unit #654 a 2-wheel drive truck used primarily in the park department for irrigation system repair and maintenance.

Expenditures	2022	2023	2024	2025	2026	2027	2028	2029	2030	2031	Total
Furnishings/Equipment		31,000									31,000
Total		31,000									31,000

Funding Sources	2022	2023	2024	2025	2026	2027	2028	2029	2030	2031	Total
General Fund		31,000									31,000
Total		31,000									31,000

Capital Improvement Program

2022 *thru* 2031

City of Ramsey, Minnesota

Project #	PW-660
Project Name	Replace Paver, Trailer, Roller

Department	Capital Equipment
Contact	
Type	Eqpt Replacement
Useful Life	20 Years
Category	Capital Equipment
Priority	3-Existing Obligation (Med)
Status	Active

Total Cost \$140,000

Description
Bomag Paver-Felling Trailer and Wolf Pac pneumatic drum roller

Justification
This equipment group is used for small in-house paving projects such as trails and large patches.

Expenditures	2022	2023	2024	2025	2026	2027	2028	2029	2030	2031	Total
Furnishings/Equipment						140,000					140,000
Total						140,000					140,000

Funding Sources	2022	2023	2024	2025	2026	2027	2028	2029	2030	2031	Total
General Fund						140,000					140,000
Total						140,000					140,000

Capital Improvement Program

2022 *thru* 2031

City of Ramsey, Minnesota

Project #	PW-662
Project Name	Replace 2007 Tandem Axle Plow Truck: Unit #662

Department	Capital Equipment
Contact	
Type	Equipment
Useful Life	10
Category	Capital Equipment
Priority	1-Existing Obligation (High)
Status	Active

Total Cost \$280,800

Description
Replace Unit #662: 2007 Sterling

Justification
This piece of equipment will replace unit 662, a 2007 tandem axle plow truck. This equipment is primarily used in street maintenance and snow removal.

Expenditures	2022	2023	2024	2025	2026	2027	2028	2029	2030	2031	Total
Furnishings/Equipment		280,800									280,800
Total		280,800									280,800

Funding Sources	2022	2023	2024	2025	2026	2027	2028	2029	2030	2031	Total
General Fund		280,800									280,800
Total		280,800									280,800

Capital Improvement Program

2022 *thru* 2031

City of Ramsey, Minnesota

Project #	PW-665
Project Name	Replace 2007 Chevy Pickup: Unit #665

Department	Capital Equipment
Contact	
Type	Equipment
Useful Life	15
Category	Capital Equipment
Priority	3-Existing Obligation (Med)
Status	Active

Total Cost \$27,000

Description
Replacement for PW Unit #665 a 2007 Chevy pickup.

Justification
This truck is to be used by the park department Superintendent/Asst PW Superintendent.

Expenditures	2022	2023	2024	2025	2026	2027	2028	2029	2030	2031	Total
Furnishings/Equipment				27,000							27,000
Total				27,000							27,000

Funding Sources	2022	2023	2024	2025	2026	2027	2028	2029	2030	2031	Total
General Fund				27,000							27,000
Total				27,000							27,000

Capital Improvement Program

2022 *thru* 2031

City of Ramsey, Minnesota

Project #	PW-668
Project Name	Replace 2006 Tandem Axle Plow Truck Unit #668

Department	Capital Equipment
Contact	
Type	Equipment
Useful Life	12
Category	Capital Equipment
Priority	1-Existing Obligation (High)
Status	Active

Total Cost \$265,800

Description
Replace unit #668 - 2007 Sterling
Amount is less \$15,000 trade in

Justification
This piece of equipment will replace unit #668, a 2007 andem axle plow truck. This equipment is primarily used in street maintenance and snow removal.

Expenditures	2022	2023	2024	2025	2026	2027	2028	2029	2030	2031	Total
Furnishings/Equipment	265,800										265,800
Total	265,800										265,800

Funding Sources	2022	2023	2024	2025	2026	2027	2028	2029	2030	2031	Total
Equipment Revolving Fund	202,800										202,800
Landfill Fund	63,000										63,000
Total	265,800										265,800

Capital Improvement Program

2022 *thru* 2031

City of Ramsey, Minnesota

Project #	PW-669
Project Name	Replace 2007 International Water Truck: Unit #669

Department	Capital Equipment
Contact	
Type	Equipment
Useful Life	12
Category	Capital Equipment
Priority	3-Existing Obligation (Med)
Status	Active

Total Cost \$136,000

Description
Replacement for unit #669 2007 International water truck
\$148,000 less \$12,000 trade in = \$136,000

Justification
This piece of equipment is used by the park department for ice rink flooding, boulevard tree watering, etc. This truck is also used by the street department for street sweeping and flushing out storm water catch basins.

Expenditures	2022	2023	2024	2025	2026	2027	2028	2029	2030	2031	Total
Furnishings/Equipment					136,000						136,000
Total					136,000						136,000

Funding Sources	2022	2023	2024	2025	2026	2027	2028	2029	2030	2031	Total
General Fund					68,000						68,000
Storm Water Utility Fund					68,000						68,000
Total					136,000						136,000

Capital Improvement Program

2022 *thru* 2031

City of Ramsey, Minnesota

Project #	PW-673
Project Name	Replace 2009 Jetter/Vac Truck - Unit #673

Department	Capital Equipment
Contact	
Type	Equipment
Useful Life	20 Years
Category	Capital Equipment
Priority	3-Existing Obligation (Med)
Status	Active

Total Cost \$420,000

Description
Replace unit #673 a 2009 Jetter/Vac truck

Justification
This truck is 20 years old. Unit is used to clean sanitary sewer lines, storm sewer line, and to clear emergency blockages in the city's sewer system when/if they occur.

Expenditures	2022	2023	2024	2025	2026	2027	2028	2029	2030	2031	Total
Furnishings/Equipment								420,000			420,000
Total								420,000			420,000

Funding Sources	2022	2023	2024	2025	2026	2027	2028	2029	2030	2031	Total
Sewer Utility Fund								420,000			420,000
Total								420,000			420,000

Capital Improvement Program

2022 *thru* 2031

City of Ramsey, Minnesota

Project # PW-674
 Project Name Replace 2009 2WD Pickup: Unit 674

Department Capital Equipment
 Contact
 Type Equipment
 Useful Life 20 Years
 Category Capital Equipment
 Priority 3-Existing Obligation (Med)
 Status Active

Description Total Cost \$40,000
 Replace unit 674 a 2009 2-wheel drive pickup

Justification
 Unit 674 will be 13 years old by 2022. Normally start to consider replacement around 12 years depending on the vehicle and its use.

Expenditures	2022	2023	2024	2025	2026	2027	2028	2029	2030	2031	Total
Furnishings/Equipment			40,000								40,000
Total			40,000								40,000

Funding Sources	2022	2023	2024	2025	2026	2027	2028	2029	2030	2031	Total
General Fund			40,000								40,000
Total			40,000								40,000

Capital Improvement Program

2022 *thru* 2031

City of Ramsey, Minnesota

Project #	PW-676
Project Name	Replace Unit 676- 2010 4 Wheel Drive 1ton

Department	Capital Equipment
Contact	
Type	Equipment
Useful Life	12
Category	Capital Equipment
Priority	1-Existing Obligation (High)
Status	Active

Description	Total Cost	\$68,000
Replace unit 676 a 2010 4-wheel drive 1-ton truck		

Justification
 Unit 676 will be 11 years old by 2021. Normally start to consider replacement around 12 years depending on the vehicle and its use. This truck will be used by the street department and for snow removal operations.

Expenditures	2022	2023	2024	2025	2026	2027	2028	2029	2030	2031	Total
Furnishings/Equipment		68,000									68,000
Total		68,000									68,000

Funding Sources	2022	2023	2024	2025	2026	2027	2028	2029	2030	2031	Total
General Fund		68,000									68,000
Total		68,000									68,000

Capital Improvement Program

2022 *thru* 2031

City of Ramsey, Minnesota

Project #	PW-678A
Project Name	Replace Unit 678 2013-1ton Truck w/ Plow Equipment

Department	Capital Equipment
Contact	
Type	Equipment
Useful Life	12
Category	Capital Equipment
Priority	3-Existing Obligation (Med)
Status	Active

Total Cost \$62,000

Description
Replace unit 678 a 2013 1-ton truck with plow equipment

Justification
Unit 678 will be 9 years old by 2022. Normally start to consider replacement around 12 years depending on the vehicle and its use.

Expenditures	2022	2023	2024	2025	2026	2027	2028	2029	2030	2031	Total
Furnishings/Equipment					62,000						62,000
Total					62,000						62,000

Funding Sources	2022	2023	2024	2025	2026	2027	2028	2029	2030	2031	Total
General Fund					62,000						62,000
Total					62,000						62,000

Capital Improvement Program

2022 *thru* 2031

City of Ramsey, Minnesota

Project #	PW-679A
Project Name	Replace Unit 679 Area Mower (2020 Replaced)

Department	Capital Equipment
Contact	
Type	Equipment
Useful Life	7 Years
Category	Capital Equipment
Priority	3-Existing Obligation (Med)
Status	Active

Total Cost \$111,000

Description
Replace unit 679. This area mower was replaced in 2020.

Justification
This piece of equipment is a large area mower that is used to mow the city's larger parks and athletic fields. This mower is replaced on a 7-year schedule.

Expenditures	2022	2023	2024	2025	2026	2027	2028	2029	2030	2031	Total
Furnishings/Equipment						111,000					111,000
Total						111,000					111,000

Funding Sources	2022	2023	2024	2025	2026	2027	2028	2029	2030	2031	Total
General Fund						111,000					111,000
Total						111,000					111,000

Capital Improvement Program

2022 *thru* 2031

City of Ramsey, Minnesota

Project #	PW-680
Project Name	Replace 2014-1Ton Truck w/ Plow Equipt: Unit #680

Department	Capital Equipment
Contact	
Type	Equipment
Useful Life	12
Category	Capital Equipment
Priority	1-Existing Obligation (High)
Status	Active

Description	Total Cost	\$62,000
Replace Unit 680 a 2014-1ton truck with plow equipment		

Justification	Unit 680 will be 8 years old by 2022. Normally start to consider replacement around 12 years depending on the vehicle and its use.
---------------	--

Expenditures	2022	2023	2024	2025	2026	2027	2028	2029	2030	2031	Total
Furnishings/Equipment		62,000									62,000
Total		62,000									62,000

Funding Sources	2022	2023	2024	2025	2026	2027	2028	2029	2030	2031	Total
General Fund		62,000									62,000
Total		62,000									62,000

Capital Improvement Program

2022 *thru* 2031

City of Ramsey, Minnesota

Project #	PW-681
Project Name	Replace Unit 681 Utility truck

Department	Capital Equipment
Contact	
Type	Equipment
Useful Life	15
Category	Capital Equipment
Priority	3-Existing Obligation (Med)
Status	Active

Total Cost \$65,000

Description
Replace Unit 681 a 2015 1-Ton Pickup

Justification
This piece of equipment will replace unit #681 a 1-ton pickup with a mobile crane used in the utility department for well and lift station repair.

Expenditures	2022	2023	2024	2025	2026	2027	2028	2029	2030	2031	Total
Furnishings/Equipment			65,000								65,000
Total			65,000								65,000

Funding Sources	2022	2023	2024	2025	2026	2027	2028	2029	2030	2031	Total
Sewer Utility Fund			32,500								32,500
Water Utility Fund			32,500								32,500
Total			65,000								65,000

Capital Improvement Program

2022 *thru* 2031

City of Ramsey, Minnesota

Project #	PW-683
Project Name	Replace 2019 Exmark Mower (Orig Unit #683)

Department	Capital Equipment
Contact	
Type	Equipment
Useful Life	5 Years
Category	Capital Equipment
Priority	3-Existing Obligation (Med)
Status	Active

Total Cost \$15,000

Description
Replace Unit #683 that was replaced in 2019 - an Exmark Mower

Justification
These are the city's primary mowers and are traded out on a 5-year rotation for dependability and trade-in value.

Expenditures	2022	2023	2024	2025	2026	2027	2028	2029	2030	2031	Total
Improvements Other than Building Cost			15,000								15,000
Total			15,000								15,000

Funding Sources	2022	2023	2024	2025	2026	2027	2028	2029	2030	2031	Total
General Fund			15,000								15,000
Total			15,000								15,000

Capital Improvement Program

2022 *thru* 2031

City of Ramsey, Minnesota

Project #	PW-684
Project Name	Replace 2019 Exmark Mower (Orig Unit #684)

Department	Capital Equipment
Contact	
Type	Equipment
Useful Life	5 Years
Category	Capital Equipment
Priority	3-Existing Obligation (Med)
Status	Active

Description	Total Cost	\$15,000
Replace Unit #684 that was replaced in 2019 - an Exmark Mower		

Justification
These are the city's primary mowers and are traded out on a 5-year rotation for dependability and trade-in value.

Expenditures	2022	2023	2024	2025	2026	2027	2028	2029	2030	2031	Total
Furnishings/Equipment			15,000								15,000
Total			15,000								15,000

Funding Sources	2022	2023	2024	2025	2026	2027	2028	2029	2030	2031	Total
General Fund			15,000								15,000
Total			15,000								15,000

Capital Improvement Program

2022 *thru* 2031

City of Ramsey, Minnesota

Project #	PW-685
Project Name	Replace 2019 Exmark Mower (Orig Unit #685)

Department	Capital Equipment
Contact	
Type	Equipment
Useful Life	5 Years
Category	Capital Equipment
Priority	3-Existing Obligation (Med)
Status	Active

Description	Total Cost \$15,000
Replace Unit #685 that was replaced in 2019 - an Exmark Mower	

Justification
These are the city's primary mowers and are traded out on a 5-year rotation for dependability and trade-in value.

Expenditures	2022	2023	2024	2025	2026	2027	2028	2029	2030	2031	Total
Furnishings/Equipment			15,000								15,000
Total			15,000								15,000

Funding Sources	2022	2023	2024	2025	2026	2027	2028	2029	2030	2031	Total
General Fund			15,000								15,000
Total			15,000								15,000

Capital Improvement Program

2022 *thru* 2031

City of Ramsey, Minnesota

Project #	PW-686
Project Name	Replace Unit #686 - 2015 Kubota Tractor

Department	Capital Equipment
Contact	
Type	Equipment
Useful Life	10
Category	Capital Equipment
Priority	3-Existing Obligation (Med)
Status	Active

Description	Total Cost	\$45,000
Replace Unit 686 a 2015 Kubota tractor		

Justification
Unit 686 is a Kubota Ag tractor used in road-side mowing and field work for the park department.

Expenditures	2022	2023	2024	2025	2026	2027	2028	2029	2030	2031	Total
Furnishings/Equipment					45,000						45,000
Total					45,000						45,000

Funding Sources	2022	2023	2024	2025	2026	2027	2028	2029	2030	2031	Total
General Fund					45,000						45,000
Total					45,000						45,000

Capital Improvement Program

2022 *thru* 2031

City of Ramsey, Minnesota

Project #	PW-687
Project Name	Replace Unit #687 2015 Toolcat

Department	Capital Equipment
Contact	
Type	Equipment
Useful Life	10
Category	Capital Equipment
Priority	3-Existing Obligation (Med)
Status	Active

Total Cost \$60,000

Description
Replace unit #687 a 2015 Bobcat tool cat

Justification
Unit 687 is an utility vehicle used by all divisions of public works. Used as a tool carrier and forklift

Expenditures	2022	2023	2024	2025	2026	2027	2028	2029	2030	2031	Total
Furnishings/Equipment					60,000						60,000
Total					60,000						60,000

Funding Sources	2022	2023	2024	2025	2026	2027	2028	2029	2030	2031	Total
General Fund					60,000						60,000
Total					60,000						60,000

Capital Improvement Program

2022 *thru* 2031

City of Ramsey, Minnesota

Project #	PW-688
Project Name	Replace Unit 688 2015 Case Loader

Department	Capital Equipment
Contact	
Type	Equipment
Useful Life	10
Category	Capital Equipment
Priority	3-Existing Obligation (Med)
Status	Active

Description	Total Cost	\$210,000
Replace Unit #688 a 2015 Case Wheel Loader		

Justification
The wheel loader is the city's most versatile pieces of equipment and is used in all facets of public works.

Expenditures	2022	2023	2024	2025	2026	2027	2028	2029	2030	2031	Total
Furnishings/Equipment				210,000							210,000
Total				210,000							210,000

Funding Sources	2022	2023	2024	2025	2026	2027	2028	2029	2030	2031	Total
General Fund				210,000							210,000
Total				210,000							210,000

Capital Improvement Program

2022 *thru* 2031

City of Ramsey, Minnesota

Project #	PW-689
Project Name	Replace 2015 Kaboa ATV Unit #689

Department	Capital Equipment
Contact	
Type	Equipment
Useful Life	10
Category	Capital Equipment
Priority	3-Existing Obligation (Med)
Status	Active

Description	Total Cost	\$20,000
Replace Unite #689 - 2015 Kabota UTV		

Justification
This unit is used by the Park department for routine maintenance.

Expenditures	2022	2023	2024	2025	2026	2027	2028	2029	2030	2031	Total
Furnishings/Equipment				20,000							20,000
Total				20,000							20,000

Funding Sources	2022	2023	2024	2025	2026	2027	2028	2029	2030	2031	Total
General Fund				20,000							20,000
Total				20,000							20,000

Capital Improvement Program

2022 *thru* 2031

City of Ramsey, Minnesota

Project #	PW-690
Project Name	Replace 2015 Kabota Mower

Department	Capital Equipment
Contact	
Type	Equipment
Useful Life	10
Category	Capital Equipment
Priority	3-Existing Obligation (Med)
Status	Active

Description	Total Cost	\$20,000
Replace Unit #690 - Kabota Mower		

Justification	This unit is used by all of the departments for routine maintenance.	
---------------	--	--

Expenditures	2022	2023	2024	2025	2026	2027	2028	2029	2030	2031	Total
Furnishings/Equipment				20,000							20,000
Total				20,000							20,000

Funding Sources	2022	2023	2024	2025	2026	2027	2028	2029	2030	2031	Total
General Fund				20,000							20,000
Total				20,000							20,000

Capital Improvement Program

2022 *thru* 2031

City of Ramsey, Minnesota

Project # PW-691A
 Project Name Replace 2016 Street Sweeper - Unit #691

Department Capital Equipment
 Contact
 Type Equipment
 Useful Life 7 Years
 Category Capital Equipment
 Priority 3-Existing Obligation (Med)
 Status Active

Description Total Cost \$225,000
 Replace Unit #691 - 2016 Street Sweeper

Justification
 This unit is used by the street department for storm water maintenance.

Expenditures	2022	2023	2024	2025	2026	2027	2028	2029	2030	2031	Total
Furnishings/Equipment			225,000								225,000
Total			225,000								225,000

Funding Sources	2022	2023	2024	2025	2026	2027	2028	2029	2030	2031	Total
Storm Water Utility Fund			225,000								225,000
Total			225,000								225,000

Capital Improvement Program

2022 *thru* 2031

City of Ramsey, Minnesota

Project #	PW-692A
Project Name	Replace 2016- 1-ton truck Unit #692

Department	Capital Equipment
Contact	
Type	Equipment
Useful Life	10
Category	Capital Equipment
Priority	3-Existing Obligation (Med)
Status	Active

Total Cost \$75,000

Description
Replace unit #692 a 2016 1-ton pick-up.

Justification
This unit is used by the street department for street maintenance and snow removal.

Expenditures	2022	2023	2024	2025	2026	2027	2028	2029	2030	2031	Total
Furnishings/Equipment					75,000						75,000
Total					75,000						75,000

Funding Sources	2022	2023	2024	2025	2026	2027	2028	2029	2030	2031	Total
General Fund					75,000						75,000
Total					75,000						75,000

Capital Improvement Program

2022 *thru* 2031

City of Ramsey, Minnesota

Project #	PW-694A
Project Name	Replace 2016 Street Sweeper - Unit #694

Department	Capital Equipment
Contact	
Type	Equipment
Useful Life	9 Years
Category	Capital Equipment
Priority	3-Existing Obligation (Med)
Status	Active

Total Cost \$225,000

Description
Replace unit #694 a 2016 street sweeper.

Justification
This unit is used by the street department for storm water maintenance.

Expenditures	2022	2023	2024	2025	2026	2027	2028	2029	2030	2031	Total
Furnishings/Equipment				225,000							225,000
Total				225,000							225,000

Funding Sources	2022	2023	2024	2025	2026	2027	2028	2029	2030	2031	Total
Storm Water Utility Fund				225,000							225,000
Total				225,000							225,000

Capital Improvement Program

2022 *thru* 2031

City of Ramsey, Minnesota

Project # PW-695
 Project Name Replace 2017 UTV - Unit #695

Department Capital Equipment
 Contact
 Type Equipment
 Useful Life 10
 Category Capital Equipment
 Priority 3-Existing Obligation (Med)
 Status Active

Description Total Cost \$20,000
 Replace Unite #695 a 2017 UTV.

Justification
 This unit is used by the park department for athletic field maintenance.

Expenditures	2022	2023	2024	2025	2026	2027	2028	2029	2030	2031	Total
Furnishings/Equipment						20,000					20,000
Total						20,000					20,000

Funding Sources	2022	2023	2024	2025	2026	2027	2028	2029	2030	2031	Total
General Fund						20,000					20,000
Total						20,000					20,000

Capital Improvement Program

2022 *thru* 2031

City of Ramsey, Minnesota

Project #	PW-696
Project Name	Replace 2017 UTV - Unit #696

Department	Capital Equipment
Contact	
Type	Equipment
Useful Life	10
Category	Capital Equipment
Priority	3-Existing Obligation (Med)
Status	Active

Total Cost \$20,000

Description
Replace Unit #696 a 2017 UTV.

Justification
This unit is used by the street department for weed control and other maintenance activities.

Expenditures	2022	2023	2024	2025	2026	2027	2028	2029	2030	2031	Total
Furnishings/Equipment						20,000					20,000
Total						20,000					20,000

Funding Sources	2022	2023	2024	2025	2026	2027	2028	2029	2030	2031	Total
General Fund						20,000					20,000
Total						20,000					20,000

Capital Improvement Program

2022 *thru* 2031

City of Ramsey, Minnesota

Project #	PW-700
Project Name	New Velocity Patcher

Department	Capital Equipment
Contact	
Type	Equipment
Useful Life	12
Category	Capital Equipment
Priority	4-New Addition (Med)
Status	Active

Total Cost \$250,000

Description
Velocity patcher plus chassis

Justification
This piece of equipment would be usedd for patching potholes on public streets.
Velocity patching or spray patching has proven to be an effective and safe way to fill potholes.

Expenditures	2022	2023	2024	2025	2026	2027	2028	2029	2030	2031	Total
Furnishings/Equipment				250,000							250,000
Total				250,000							250,000

Funding Sources	2022	2023	2024	2025	2026	2027	2028	2029	2030	2031	Total
General Fund				250,000							250,000
Total				250,000							250,000

Capital Improvement Program

2022 *thru* 2031

City of Ramsey, Minnesota

Project #	PW-702
Project Name	New Electric Utility Vehicle

Department	Capital Equipment
Contact	
Type	Equipment
Useful Life	20
Category	Capital Equipment
Priority	4-New Addition (Med)
Status	Active

Total Cost \$35,000

Description
Electric utility vehicle

Justification
This piece of equipment would be a fully electric vehicle that would be used primarily as a park maintenance vehicle.

Expenditures	2022	2023	2024	2025	2026	2027	2028	2029	2030	2031	Total
Furnishings/Equipment				35,000							35,000
Total				35,000							35,000

Funding Sources	2022	2023	2024	2025	2026	2027	2028	2029	2030	2031	Total
General Fund				35,000							35,000
Total				35,000							35,000

Capital Improvement Program

2022 *thru* 2031

City of Ramsey, Minnesota

Project #	PW-703
Project Name	New 1-Ton Pickup With Box & Plow Equipment

Department	Capital Equipment
Contact	
Type	Equipment
Useful Life	12
Category	Capital Equipment
Priority	4-New Addition (Med)
Status	Active

Description	Total Cost	\$75,000
1-Ton pickup with box and plow equipment.		

Justification
This piece of equipment would be used for park maintenance functions, as well as snowplowing.

Expenditures	2022	2023	2024	2025	2026	2027	2028	2029	2030	2031	Total
Furnishings/Equipment							75,000				75,000
Total							75,000				75,000

Funding Sources	2022	2023	2024	2025	2026	2027	2028	2029	2030	2031	Total
General Fund							75,000				75,000
Total							75,000				75,000

Capital Improvement Program

2022 *thru* 2031

City of Ramsey, Minnesota

Project #	PW-705
Project Name	Replace 2018 Ford F-250 Extended Cab: Unit #601

Department	Capital Equipment
Contact	
Type	Eqpt Replacement
Useful Life	10
Category	Capital Equipment
Priority	3-Existing Obligation (Med)
Status	Active

Total Cost \$56,400

Description
Replacement for PW Unit #601 a 2018 Ford F250 Extended Cab

Justification
This vehicle will be reaching its useful life expectancy. This equipment is used in park maintenance activities as well as snow removal

Expenditures	2022	2023	2024	2025	2026	2027	2028	2029	2030	2031	Total
Furnishings/Equipment							56,400				56,400
Total							56,400				56,400

Funding Sources	2022	2023	2024	2025	2026	2027	2028	2029	2030	2031	Total
General Fund							56,400				56,400
Total							56,400				56,400

Capital Improvement Program

2022 *thru* 2031

City of Ramsey, Minnesota

Project #	PW-706
Project Name	Replace 2017 International Plow Truck: Unit # 693

Department	Capital Equipment
Contact	
Type	Eqpt Replacement
Useful Life	10
Category	Capital Equipment
Priority	3-Existing Obligation (Med)
Status	Active

Total Cost \$230,000

Description
2017 International Plow Truck: Unit #693

Justification
This vehicle will be reaching its useful life expectancy. This equipment is used in Street Department maintenance activities, but its main function is snow plowing.

Expenditures	2022	2023	2024	2025	2026	2027	2028	2029	2030	2031	Total
Furnishings/Equipment							230,000				230,000
Total							230,000				230,000

Funding Sources	2022	2023	2024	2025	2026	2027	2028	2029	2030	2031	Total
General Fund							230,000				230,000
Total							230,000				230,000

Capital Improvement Program

2022 *thru* 2031

City of Ramsey, Minnesota

Project #	PW-707
Project Name	Replace 2018 Ford F350 With Box: Unit #697

Department	Capital Equipment
Contact	
Type	Eqpt Replacement
Useful Life	10
Category	Capital Equipment
Priority	3-Existing Obligation (Med)
Status	Active

Total Cost \$78,000

Description
Replace 2018 Ford F350 woth utility box: Unit #697

Justification
This vehicle will be reaching its useful life expectancy. This equipment is used in utility maintenance activities.

Expenditures	2022	2023	2024	2025	2026	2027	2028	2029	2030	2031	Total
Furnishings/Equipment							78,000				78,000
Total							78,000				78,000

Funding Sources	2022	2023	2024	2025	2026	2027	2028	2029	2030	2031	Total
Sewer Utility Fund							39,000				39,000
Water Utility Fund							39,000				39,000
Total							78,000				78,000

Capital Improvement Program

2022 *thru* 2031

City of Ramsey, Minnesota

Project #	PW-708
Project Name	Replace 2018 Ford F250 Pickup: Unit #698

Department	Capital Equipment
Contact	
Type	Eqpt Replacement
Useful Life	10
Category	Capital Equipment
Priority	3-Existing Obligation (Med)
Status	Active

Total Cost \$53,400

Description
Replace 2018 Ford F250 pickup: Unit #698

Justification
This equipment will be nearing its useful life expectancy. This equipment is used in Street Maintenance activities as well as snow plowing.

Expenditures	2022	2023	2024	2025	2026	2027	2028	2029	2030	2031	Total
Furnishings/Equipment							53,400				53,400
Total							53,400				53,400

Funding Sources	2022	2023	2024	2025	2026	2027	2028	2029	2030	2031	Total
General Fund							53,400				53,400
Total							53,400				53,400

Capital Improvement Program

2022 *thru* 2031

City of Ramsey, Minnesota

Project # PW-709
 Project Name Replace 2018 Ford F350 -Dump & Plow: Unit #699

Department Capital Equipment
 Contact
 Type Eqpt Replacement
 Useful Life 10
 Category Capital Equipment
 Priority 3-Existing Obligation (Med)
 Status Active

Total Cost \$78,000

Description
 Replace 2018 Ford F350 with dump body and plow: Unit #699

Justification
 This vehicle will be reaching its useful life expectancy.
 This equipment is used in Park department maintenance activities, as well as snow plowing.

Expenditures	2022	2023	2024	2025	2026	2027	2028	2029	2030	2031	Total
Furnishings/Equipment							78,000				78,000
Total							78,000				78,000

Funding Sources	2022	2023	2024	2025	2026	2027	2028	2029	2030	2031	Total
General Fund							78,000				78,000
Total							78,000				78,000

Capital Improvement Program

2022 *thru* 2031

City of Ramsey, Minnesota

Project #	PW-716
Project Name	Replace Unit #611 2019 Chev Pickup

Department	Capital Equipment
Contact	
Type	Equipment
Useful Life	15
Category	Capital Equipment
Priority	3-Existing Obligation (Med)
Status	Active

Total Cost \$52,000

Description
Replace Unit #611- 2019 Chevrolet Pickup used by the utility department

Justification
Unit #611 is a Chevrolet pickup used by the utility department and as a backup snow plow vehicle.

Expenditures	2022	2023	2024	2025	2026	2027	2028	2029	2030	2031	Total
Furnishings/Equipment								52,000			52,000
Total								52,000			52,000

Funding Sources	2022	2023	2024	2025	2026	2027	2028	2029	2030	2031	Total
General Fund								52,000			52,000
Total								52,000			52,000

Capital Improvement Program

2022 *thru* 2031

City of Ramsey, Minnesota

Project #	PW-717
Project Name	Replace Unit #602: 2019 Utility Tractor

Department	Capital Equipment
Contact	
Type	Equipment
Useful Life	10
Category	Capital Equipment
Priority	3-Existing Obligation (Med)
Status	Active

Description	Total Cost \$165,000
Replace Unit #602: 2019 Trackless Sidewalk Machine.	

Justification
Unit #602 is a 2019 utility tractor used for snow removal on sidewalks and trails.

Expenditures	2022	2023	2024	2025	2026	2027	2028	2029	2030	2031	Total
Furnishings/Equipment								165,000			165,000
Total								165,000			165,000

Funding Sources	2022	2023	2024	2025	2026	2027	2028	2029	2030	2031	Total
General Fund								165,000			165,000
Total								165,000			165,000

Capital Improvement Program

2022 *thru* 2031

City of Ramsey, Minnesota

Project #	PW-718
Project Name	Replace Unit #604: 2019 Backhoe

Department	Capital Equipment
Contact	
Type	Equipment
Useful Life	10
Category	Capital Equipment
Priority	3-Existing Obligation (Med)
Status	Active

Description	Total Cost \$80,000
Replace Unit #604: 2019 Backhoe	

Justification
Unit #604 is a 2019 tractor backhoe used by all divisions of public works

Expenditures	2022	2023	2024	2025	2026	2027	2028	2029	2030	2031	Total
Furnishings/Equipment								80,000			80,000
Total								80,000			80,000

Funding Sources	2022	2023	2024	2025	2026	2027	2028	2029	2030	2031	Total
General Fund								46,000			46,000
Sewer Utility Fund								17,000			17,000
Water Utility Fund								17,000			17,000
Total								80,000			80,000

Capital Improvement Program

2022 *thru* 2031

City of Ramsey, Minnesota

Project #	PW-719
Project Name	Replace Unit #415: 2019 Chevy Silverado Pickup

Department	Capital Equipment
Contact	
Type	Equipment
Useful Life	10
Category	Capital Equipment
Priority	3-Existing Obligation (Med)
Status	Active

Description	Total Cost	\$45,000
Replace Unit #415: 2019 Chevy Silverado Pickup		

Justification	Unit #415 is a Chevy Silverado pickup used by the engineering department for field inspections of public infrastructure projects.
---------------	---

Expenditures	2022	2023	2024	2025	2026	2027	2028	2029	2030	2031	Total
Furnishings/Equipment								45,000			45,000
Total								45,000			45,000

Funding Sources	2022	2023	2024	2025	2026	2027	2028	2029	2030	2031	Total
General Fund								45,000			45,000
Total								45,000			45,000

Capital Improvement Program

2022 *thru* 2031

City of Ramsey, Minnesota

Project #	PW-720
Project Name	Line Striper Replacement

Department	Capital Equipment
Contact	
Type	Equipment
Useful Life	10
Category	Capital Equipment
Priority	1-Existing Obligation (High)
Status	Active

Total Cost \$19,000

Description
This piece pf equipment would be used by the park department to paint lines for athletic fields.

Justification
The equipment currently being used is outdated and have been buying parts of ebay as dealerships no longer stock parts.

Expenditures	2022	2023	2024	2025	2026	2027	2028	2029	2030	2031	Total
Furnishings/Equipment	19,000										19,000
Total	19,000										19,000

Funding Sources	2022	2023	2024	2025	2026	2027	2028	2029	2030	2031	Total
Equipment Revolving Fund	19,000										19,000
Total	19,000										19,000

Capital Improvement Program

2022 *thru* 2031

City of Ramsey, Minnesota

Project #	PW-721
Project Name	Replace Unit 616 - 2021 Bobcat Skidsteer

Department	Capital Equipment
Contact	
Type	Equipment
Useful Life	10
Category	Capital Equipment
Priority	3-Existing Obligation (Med)
Status	Active

Description	Total Cost	\$65,000
Replacement for Unit #616 a 2021 Bobcat Skidsteer		

Justification
Unit 616 will be 10-years old in 2031 and should be evaluated for replacement.

Expenditures	2022	2023	2024	2025	2026	2027	2028	2029	2030	2031	Total
Furnishings/Equipment										65,000	65,000
Total										65,000	65,000

Funding Sources	2022	2023	2024	2025	2026	2027	2028	2029	2030	2031	Total
General Fund										65,000	65,000
Total										65,000	65,000

Capital Improvement Program

2022 *thru* 2031

City of Ramsey, Minnesota

Project #	PW-722
Project Name	Replace Unit 620 - 2021 F350

Department	Capital Equipment
Contact	
Type	Equipment
Useful Life	10
Category	Capital Equipment
Priority	3-Existing Obligation (Med)
Status	Active

Total Cost \$60,000

Description
Replacement truck for Unit #620 a 2021 Ford F350

Justification
Unit 620 will be 10-years old and should be evaluated for replacement.

Expenditures	2022	2023	2024	2025	2026	2027	2028	2029	2030	2031	Total
Furnishings/Equipment										60,000	60,000
Total										60,000	60,000

Funding Sources	2022	2023	2024	2025	2026	2027	2028	2029	2030	2031	Total
General Fund										60,000	60,000
Total										60,000	60,000

Capital Improvement Program

2022 *thru* 2031

City of Ramsey, Minnesota

Project #	PW-723
Project Name	Replace Unit 621- 2021 John Deere Mower

Department	Capital Equipment
Contact	
Type	Equipment
Useful Life	10
Category	Capital Equipment
Priority	3-Existing Obligation (Med)
Status	Active

Total Cost \$20,000

Description
Replacement mower for unit 621 - 2021 John Deere

Justification
This mower will replace unit #621 a 2021 mower used primarily by the utility department to mow lift station and tower sites.

Expenditures	2022	2023	2024	2025	2026	2027	2028	2029	2030	2031	Total
Furnishings/Equipment										20,000	20,000
Total										20,000	20,000

Funding Sources	2022	2023	2024	2025	2026	2027	2028	2029	2030	2031	Total
Water Utility Fund										20,000	20,000
Total										20,000	20,000

Capital Improvement Program

2022 *thru* 2031

City of Ramsey, Minnesota

Project #	PW-724
Project Name	Replacement truck for Unit 622 -2022 Western Star

Department	Capital Equipment
Contact	
Type	Equipment
Useful Life	10
Category	Capital Equipment
Priority	3-Existing Obligation (Med)
Status	Active

Total Cost \$250,000

Description
Replacement truck for Unit 622 - 2022 Western Star Plow Truck

Justification
Unit 622 will be 10-years old and should be looked at for replacement

Expenditures	2022	2023	2024	2025	2026	2027	2028	2029	2030	2031	Total
Furnishings/Equipment										250,000	250,000
Total										250,000	250,000

Funding Sources	2022	2023	2024	2025	2026	2027	2028	2029	2030	2031	Total
General Fund										250,000	250,000
Total										250,000	250,000

Capital Improvement Program

2022 *thru* 2031

City of Ramsey, Minnesota

Project #	PW-725
Project Name	Replace unit 624 - 2021 KMI Patching Trailer

Department	Capital Equipment
Contact	
Type	Equipment
Useful Life	10
Category	Capital Equipment
Priority	3-Existing Obligation (Med)
Status	Active

Total Cost \$40,000

Description
Replacement trailer for 2021 asphalt patching trailer - Unit 624

Justification
The trailer will be 10-years old and should be looked at for replacement.

Expenditures	2022	2023	2024	2025	2026	2027	2028	2029	2030	2031	Total
Furnishings/Equipment										40,000	40,000
Total										40,000	40,000

Funding Sources	2022	2023	2024	2025	2026	2027	2028	2029	2030	2031	Total
General Fund										40,000	40,000
Total										40,000	40,000

Capital Improvement Program

2022 *thru* 2031

City of Ramsey, Minnesota

Project #	PW-726
Project Name	Replace Unit 679 - 2013 Toro Wide Area Mower

Department	Capital Equipment
Contact	
Type	Equipment
Useful Life	7 Years
Category	Capital Equipment
Priority	3-Existing Obligation (Med)
Status	Active

Total Cost \$102,000

Description
Replacement equipment for unit 679 a 2013 Toro Area*Wide Mower

Justification
This unit is replaced on a 7-year cycle for reliability and trade*in value.

Expenditures	2022	2023	2024	2025	2026	2027	2028	2029	2030	2031	Total
Furnishings/Equipment							102,000				102,000
Total							102,000				102,000

Funding Sources	2022	2023	2024	2025	2026	2027	2028	2029	2030	2031	Total
General Fund							102,000				102,000
Total							102,000				102,000

Capital Improvement Program

2022 *thru* 2031

City of Ramsey, Minnesota

Project #	PW-727
Project Name	Replace Unit 618 a 2021 Felling Trailer

Department	Capital Equipment
Contact	
Type	Equipment
Useful Life	10
Category	Capital Equipment
Priority	3-Existing Obligation (Med)
Status	Active

Total Cost \$13,000

Description
Replacement trailer for Unit #618. A 2021 Felling Trailer.

Justification
This trailer will be 10-years old and should be evaluated for replacement.

Expenditures	2022	2023	2024	2025	2026	2027	2028	2029	2030	2031	Total
Furnishings/Equipment										13,000	13,000
Total										13,000	13,000

Funding Sources	2022	2023	2024	2025	2026	2027	2028	2029	2030	2031	Total
General Fund										13,000	13,000
Total										13,000	13,000

Capital Improvement Program

2022 *thru* 2031

City of Ramsey, Minnesota

Project #	PW-728
Project Name	Replace Unit 623 - 2021 H&H Tandem Mow Trailer

Department	Capital Equipment
Contact	
Type	Equipment
Useful Life	10
Category	Capital Equipment
Priority	3-Existing Obligation (Med)
Status	Active

Description	Total Cost \$12,000
Replacement trailer for Unit #623 a 2021 H&H Tandem Mow Trailer.	

Justification
Unit 623 will be 10-years old and should be evaluated for replacement.

Expenditures	2022	2023	2024	2025	2026	2027	2028	2029	2030	2031	Total
Furnishings/Equipment										12,000	12,000
Total										12,000	12,000

Funding Sources	2022	2023	2024	2025	2026	2027	2028	2029	2030	2031	Total
General Fund										12,000	12,000
Total										12,000	12,000

Capital Improvement Program

2022 *thru* 2031

City of Ramsey, Minnesota

Project #	PW-729
Project Name	Replace Unit 615 - 2021 Kubota Skid Steer

Department	Capital Equipment
Contact	
Type	Equipment
Useful Life	10
Category	Capital Equipment
Priority	3-Existing Obligation (Med)
Status	Active

Description	Total Cost	\$40,000
Replacement for Unit #615 a 2021 Kubota Skid Steer		

Justification
Unit #615 will be 10-years old and should be evaluated for replacement.

Expenditures	2022	2023	2024	2025	2026	2027	2028	2029	2030	2031	Total
Furnishings/Equipment										40,000	40,000
Total										40,000	40,000

Funding Sources	2022	2023	2024	2025	2026	2027	2028	2029	2030	2031	Total
General Fund										40,000	40,000
Total										40,000	40,000

Capital Improvement Program

2022 *thru* 2031

City of Ramsey, Minnesota

Project #	PW-730
Project Name	2022 Bobcat Mini Excavator

Department	Capital Equipment
Contact	
Type	Equipment
Useful Life	20
Category	Capital Equipment
Priority	2-New Addition (High)
Status	Active

Description	Total Cost	\$112,321
2022 Eii R2 Mini Excavator		

Justification	This mini excavator will be used for stormwater maintenance. The city is receiving maintenance requests for clearing back yard stormwater problems. The city does have a tractor backhoe, but this is often too large to access back yards on small urban lot
---------------	---

Expenditures	2022	2023	2024	2025	2026	2027	2028	2029	2030	2031	Total
Furnishings/Equipment	112,321										112,321
Total	112,321										112,321

Funding Sources	2022	2023	2024	2025	2026	2027	2028	2029	2030	2031	Total
Storm Water Utility Fund	112,321										112,321
Total	112,321										112,321

Capital Improvement Program

2022 *thru* 2031

City of Ramsey, Minnesota

Project #	PW-731
Project Name	Dura Base Composite Mats

Department	Capital Equipment
Contact	
Type	Equipment
Useful Life	20 Years
Category	Capital Equipment
Priority	2-New Addition (High)
Status	Active

Description	Total Cost	\$13,206
Dura Base Composite Mats/ See PW-730 Bobcat Mini Excavator		

Justification	Mats will be used in tandem with the Mini Excavator when the mini excavator cannot reach the blockage in a stormwater retention pond and must 'walk out' on unstable ground without sinking.
---------------	--

Expenditures	2022	2023	2024	2025	2026	2027	2028	2029	2030	2031	Total
Furnishings/Equipment	13,206										13,206
Total	13,206										13,206

Funding Sources	2022	2023	2024	2025	2026	2027	2028	2029	2030	2031	Total
Storm Water Utility Fund	13,206										13,206
Total	13,206										13,206

Capital Improvement Program

2022 *thru* 2031

City of Ramsey, Minnesota

Project #	04-BLDG-002
Project Name	Community Center Construction

Department	Municipal Buildings
Contact	Unassigned
Type	Buildings
Useful Life	50 Years
Category	Municipal Building
Priority	5-Opportunity/Unfunded/Placeholder
Status	Active

Total Cost \$20,000,000

Description

The Community Center would include recreational areas such as a swimming pool, gym, etc. It would also include meeting rooms for various organizations to hold banquets, monthly meetings, etc.
 Construction of a community center will rely on a partnersh

Justification

Per public consensus, the need for a Community Center is a justified expenditure of public financing. Currently, Ramsey residents must leave the City limits and drive a considerable distance to get to such a facility.

Expenditures	2022	2023	2024	2025	2026	2027	2028	2029	2030	2031	Total
Building Cost/Construction								20,000,000			20,000,000
Total								20,000,000			20,000,000

Funding Sources	2022	2023	2024	2025	2026	2027	2028	2029	2030	2031	Total
To Be Determined								20,000,000			20,000,000
Total								20,000,000			20,000,000

Capital Improvement Program

2022 *thru* 2031

City of Ramsey, Minnesota

Project #	08-BLDG-005
Project Name	Old Town Hall Restoration

Department	Municipal Buildings
Contact	
Type	Improvement
Useful Life	25
Category	Municipal Building
Priority	5-Opportunity/Unfunded/Placeholder
Status	Active

Total Cost \$221,300

Description
Option 1: Total: \$195,000: Move Historic Town Hall to the Northstar Rail Station Site \$125,000 Const Cost (moving and Stabilization) \$ 50,000 Site/foundation \$ 20,000 furnishing/equip-
Option 2: Total: \$221,300: Improve private acce

Justification
Historic Town Hall is a city facility that is in need of restoration completion. Options include moving it from the site to the COR to serve as a library kiosk, trailhead, and potentially house restrooms.

Expenditures	2022	2023	2024	2025	2026	2027	2028	2029	2030	2031	Total
Building Cost/Construction						125,000					125,000
Improvements Other than Building Cost						76,300					76,300
Furnishings/Equipment						20,000					20,000
Total						221,300					221,300

Funding Sources	2022	2023	2024	2025	2026	2027	2028	2029	2030	2031	Total
To Be Determined						221,300					221,300
Total						221,300					221,300

Capital Improvement Program

2022 *thru* 2031

City of Ramsey, Minnesota

Project #	10-BLDG-004
Project Name	Sprinkler System @ Fire Station #1

Department	Municipal Buildings
Contact	
Type	Improvement
Useful Life	20 Years
Category	Municipal Building
Priority	2-New Addition (High)
Status	Active

Total Cost \$25,000

Description
Hookup on-site municipal water to building and install sprinkler system for entire building.

Justification
Municipal water is on site with municipal well.

Expenditures	2022	2023	2024	2025	2026	2027	2028	2029	2030	2031	Total
Building Cost/Construction		20,000									20,000
Improvements Other than Building Cost		5,000									5,000
Total		25,000									25,000

Funding Sources	2022	2023	2024	2025	2026	2027	2028	2029	2030	2031	Total
Capital Maintenance Fund		25,000									25,000
Total		25,000									25,000

Capital Improvement Program

2022 *thru* 2031

City of Ramsey, Minnesota

Project #	18-BLDG-002
Project Name	Storage Building at Fire Station 1

Department	Municipal Buildings
Contact	
Type	Buildings
Useful Life	20
Category	Municipal Building
Priority	2-New Addition (High)
Status	Active

Description	Total Cost	\$20,000
Build an out-building on Fire Station 1 site that will be used to store equipment and training props.		

Justification	The fire stations are becoming limited in the amount of usable space to house equipment and props used for training. These pieces of equipment are not used daily and therefore, need a location to be stored.
---------------	--

Expenditures	2022	2023	2024	2025	2026	2027	2028	2029	2030	2031	Total
Building Cost/Construction	20,000										20,000
Total	20,000										20,000

Funding Sources	2022	2023	2024	2025	2026	2027	2028	2029	2030	2031	Total
Facility Fund	20,000										20,000
Total	20,000										20,000

Capital Improvement Program

2022 *thru* 2031

City of Ramsey, Minnesota

Project #	20-BLDG-001
Project Name	City Hall Exterior Lighting

Department Municipal Buildings
 Contact
 Type Improvement
 Useful Life 15
 Category Municipal Building
 Priority 1-Existing Obligation (High)
 Status Active

Total Cost \$40,000

Description
City Hall Exterior Lighting

Justification
Repair/replace and upgrade broken and inoperable exterior lighting on the exterior of City Hall.

Expenditures	2022	2023	2024	2025	2026	2027	2028	2029	2030	2031	Total
Improvements Other than Building Cost	40,000										40,000
Total	40,000										40,000

Funding Sources	2022	2023	2024	2025	2026	2027	2028	2029	2030	2031	Total
Capital Maintenance Fund	40,000										40,000
Total	40,000										40,000

Capital Improvement Program

2022 *thru* 2031

City of Ramsey, Minnesota

Project #	20-BLDG-002
Project Name	City Hall Landscaping

Department Municipal Buildings
 Contact
 Type Improvement
 Useful Life 25
 Category Municipal Building
 Priority 1-Existing Obligation (High)
 Status Active

Total Cost \$15,000

Description
City Hall landscaping

Justification
Repair/replace and upgrade exterior retaining walls and wall caps.

Expenditures	2022	2023	2024	2025	2026	2027	2028	2029	2030	2031	Total
Improvements Other than Building Cost	15,000										15,000
Total	15,000										15,000

Funding Sources	2022	2023	2024	2025	2026	2027	2028	2029	2030	2031	Total
Capital Maintenance Fund	15,000										15,000
Total	15,000										15,000

Capital Improvement Program

2022 *thru* 2031

City of Ramsey, Minnesota

Project #	20-BLDG-004
Project Name	Repair Roof on Fire Station #1

Department	Municipal Buildings
Contact	
Type	Improvement
Useful Life	20
Category	Municipal Building
Priority	1-Existing Obligation (High)
Status	Active

Description	Total Cost \$15,000
Repair/replace flat roof areas on Fire 1	

Justification
Fire Station #1 roof has several small leaks that staff has been repairing, but should be repaired more comprehensively.

Expenditures	2022	2023	2024	2025	2026	2027	2028	2029	2030	2031	Total
Improvements Other than Building Cost	15,000										15,000
Total	15,000										15,000

Funding Sources	2022	2023	2024	2025	2026	2027	2028	2029	2030	2031	Total
Capital Maintenance Fund	15,000										15,000
Total	15,000										15,000

Capital Improvement Program

2022 *thru* 2031

City of Ramsey, Minnesota

Project #	20-BLDG-005
Project Name	Replace City Hall Carpeting

Department Municipal Buildings
 Contact
 Type Improvement
 Useful Life 15
 Category Municipal Building
 Priority 1-Existing Obligation (High)
 Status Active

Description	Total Cost \$15,000
Remove and replace City Hall carpeting.	

Justification
Carpet in the Alexander Ramsey Room and entryways are starting to wear from use.

Expenditures	2022	2023	2024	2025	2026	2027	2028	2029	2030	2031	Total
Improvements Other than Building Cost	15,000										15,000
Total	15,000										15,000

Funding Sources	2022	2023	2024	2025	2026	2027	2028	2029	2030	2031	Total
Capital Maintenance Fund	15,000										15,000
Total	15,000										15,000

Capital Improvement Program

2022 *thru* 2031

City of Ramsey, Minnesota

Project #	20-BLDG-006
Project Name	Replace City Hall Caulking & Grout

Department	Municipal Buildings
Contact	
Type	Improvement
Useful Life	15
Category	Municipal Building
Priority	1-Existing Obligation (High)
Status	Active

Description	Total Cost	\$15,000
Remove and replacement of bad caulking and grout on City Hall exterior and interior.		

Justification	
Caulk is starting to dry out and pull away from the joints allowing water to infiltrate.	

Expenditures	2022	2023	2024	2025	2026	2027	2028	2029	2030	2031	Total
Improvements Other than Building Cost		15,000									15,000
Total		15,000									15,000

Funding Sources	2022	2023	2024	2025	2026	2027	2028	2029	2030	2031	Total
Capital Maintenance Fund		15,000									15,000
Total		15,000									15,000

Capital Improvement Program

2022 *thru* 2031

City of Ramsey, Minnesota

Project #	20-BLDG-007
Project Name	Replace City Hall Counter Tops

Department	Municipal Buildings
Contact	
Type	Improvement
Useful Life	20
Category	Municipal Building
Priority	3-Existing Obligation (Med)
Status	Active

Total Cost \$15,000

Description
Remove and replacement of bad counter tops in City Hall and Police Department.

Justification
Several counter tops in City Hall and the police department are starting to show wear from everyday use.

Expenditures	2022	2023	2024	2025	2026	2027	2028	2029	2030	2031	Total
Improvements Other than Building Cost			15,000								15,000
Total			15,000								15,000

Funding Sources	2022	2023	2024	2025	2026	2027	2028	2029	2030	2031	Total
Capital Maintenance Fund			15,000								15,000
Total			15,000								15,000

Capital Improvement Program

2022 *thru* 2031

City of Ramsey, Minnesota

Project #	21-BLDG-001
Project Name	Resurface Fire #1 Apparatus Bay Floor Resurfacing

Department	Municipal Buildings
Contact	
Type	Improvement
Useful Life	20
Category	Municipal Building
Priority	1-Existing Obligation (High)
Status	Active

Description	Total Cost	\$20,000
Resurface of Fire Station #1 Apparatus Bay Epoxy floor.		

Justification	Current Fire Station #1 epoxy floor in apparatus bay is wearing and deteriorating. The Fire Station epoxy floor will be 21 years old at the time of resurface.
---------------	--

Expenditures	2022	2023	2024	2025	2026	2027	2028	2029	2030	2031	Total
Improvements Other than Building Cost	20,000										20,000
Total	20,000										20,000

Funding Sources	2022	2023	2024	2025	2026	2027	2028	2029	2030	2031	Total
Capital Maintenance Fund	20,000										20,000
Total	20,000										20,000

Capital Improvement Program

2022 *thru* 2031

City of Ramsey, Minnesota

Project #	21-BLDG-002
Project Name	Fire 1 Apparatus Bay Paint

Department Municipal Buildings
 Contact
 Type Improvement
 Useful Life 20
 Category Municipal Building
 Priority 1-Existing Obligation (High)
 Status Active

Total Cost \$15,000

Description
Painting of apparatus bay at Fire Station #1.

Justification
Current Fire Station #1 apparatus bay walls, door and stairwell paint is wearing and chipping off block. The Fire Station #1 wall and surface paint will be 21 years old at time of repaint.

Expenditures	2022	2023	2024	2025	2026	2027	2028	2029	2030	2031	Total
Improvements Other than Building Cost	15,000										15,000
Total	15,000										15,000

Funding Sources	2022	2023	2024	2025	2026	2027	2028	2029	2030	2031	Total
Capital Maintenance Fund	15,000										15,000
Total	15,000										15,000

Capital Improvement Program

2022 *thru* 2031

City of Ramsey, Minnesota

Project #	04-PARK-003
Project Name	Elmcrest Park & The Draw Entrance Monument & Sign

Department	Park Improvements
Contact	Unassigned
Type	Improvement
Useful Life	20 Years
Category	Park Improvement
Priority	2-New Addition (High)
Status	Active

Total Cost \$80,000

Description

Entrance signing for Elmcrest Park would consist of a substantial way-finding sign and associated landscape sited near the intersection of Quicksilver Street and 167th Avenue. For the Draw, the sign would function as a monument for the park name and al

Justification

The 100+ acre Elmcrest community park may warrant an attractive entrance monument benefitting the park's prominence in the community. Additionally, there will be continuing events where many hundreds of out-of-Ramsey visitors will come to the park. The

Expenditures	2022	2023	2024	2025	2026	2027	2028	2029	2030	2031	Total
Improvements Other than Building Cost	80,000										80,000
Total	80,000										80,000

Funding Sources	2022	2023	2024	2025	2026	2027	2028	2029	2030	2031	Total
Park Improvement Trust Fund	80,000										80,000
Total	80,000										80,000

Capital Improvement Program

2022 *thru* 2031

City of Ramsey, Minnesota

Project #	06-PARK-010
Project Name	Irrigation for Titterud Park

Department	Park Improvements
Contact	
Type	Improvement
Useful Life	20 Years
Category	Park Improvement
Priority	4-New Addition (Med)
Status	Active

Total Cost \$76,000

Description
Underground irrigation & 160 GPM well. If municipal water is available, cost may be less.

Justification
Irrigation should be considered for this 13.5 acre park, and a part of this is the evaluation of a well versus connection to a municipal watermain. Both have advantages. The \$50,000 represents the underground irrigation portion. A 160 GPM well may co

Expenditures	2022	2023	2024	2025	2026	2027	2028	2029	2030	2031	Total
Improvements Other than Building Cost					76,000						76,000
Total					76,000						76,000

Funding Sources	2022	2023	2024	2025	2026	2027	2028	2029	2030	2031	Total
Park Improvement Trust Fund					76,000						76,000
Total					76,000						76,000

Capital Improvement Program

2022 *thru* 2031

City of Ramsey, Minnesota

Project #	06-PARK-011
Project Name	Observation boardwalk - Lake Itasca

Department Park Improvements
 Contact
 Type Improvement
 Useful Life 20 Years
 Category Park Improvement
 Priority 2-New Addition (High)
 Status Active

Description	Total Cost \$60,000
A boardwalk or pier in the southern portion of Lake Itasca will allow trail users and visitors to the Lake Itasca Community Park to view the lake which is mostly obscured by cattails.	

Justification
The Lake Itasca is an important resource along the Mississippi Flyway for migratory waterfowl and home to many types of wetland fauna. Providing access to the open water portions of the lake will provide birdwatchers and trail users a relaxing rest point

Expenditures	2022	2023	2024	2025	2026	2027	2028	2029	2030	2031	Total
Improvements Other than Building Cost	60,000										60,000
Total	60,000										60,000

Funding Sources	2022	2023	2024	2025	2026	2027	2028	2029	2030	2031	Total
Park Improvement Trust Fund	60,000										60,000
Total	60,000										60,000

Capital Improvement Program

2022 *thru* 2031

City of Ramsey, Minnesota

Project #	06-PARK-012
Project Name	Rabbit Park Phase Two

Department	Park Improvements
Contact	
Type	Improvement
Useful Life	20 Years
Category	Park Improvement
Priority	4-New Addition (Med)
Status	Active

Total Cost \$125,000

Description
Well and underground irrigation.
Landscape and turf improvements which may include consideration of an ag-lime infield for the ballfield.

Justification
Rabbit Park is a 5-acre neighborhood park with very basic features. The park's greatest need is irrigation. Therefore, the primary component of the proposed phase two project is a well, electrical service and underground irrigation.
Landscape improve

Expenditures	2022	2023	2024	2025	2026	2027	2028	2029	2030	2031	Total
Improvements Other than Building Cost				125,000							125,000
Total				125,000							125,000

Funding Sources	2022	2023	2024	2025	2026	2027	2028	2029	2030	2031	Total
Park Improvement Trust Fund				125,000							125,000
Total				125,000							125,000

Capital Improvement Program

2022 *thru* 2031

City of Ramsey, Minnesota

Project #	06-PARK-015
Project Name	Observation deck on the Mississippi E of Dolomite

Department	Park Improvements
Contact	
Type	Improvement
Useful Life	20 Years
Category	Park Improvement
Priority	2-New Addition (High)
Status	Active

Total Cost \$100,000

Description

On the south side of Riverdale Drive, east of Dolomite exists a storm water discharge point to the river. This project discusses an observation deck at the top of the bluff over the existing storm sewer easement, concurrent with the residential developmen

Justification

This access may provide improved maintenance to the storm outlet, but the primary public value would be to maintain contact with the river by residents for the remarkable view, and as a rest point along the National, Mississippi River Trail.

This proje

Expenditures	2022	2023	2024	2025	2026	2027	2028	2029	2030	2031	Total
Improvements Other than Building Cost		100,000									100,000
Total		100,000									100,000

Funding Sources	2022	2023	2024	2025	2026	2027	2028	2029	2030	2031	Total
Park Improvement Trust Fund		100,000									100,000
Total		100,000									100,000

Capital Improvement Program

2022 *thru* 2031

City of Ramsey, Minnesota

Project #	06-PARK-019
Project Name	Trail Connections

Department	Park Improvements
Contact	
Type	Improvement
Useful Life	20 Years
Category	Park Improvement
Priority	5-Opportunity/Unfunded/Placeholder
Status	Active

Total Cost \$910,000

Description

This project would include the installation of one or more of the several high priority connections linking segments of the city's trail system as opportunities and funding become available.
 Examples:
 -142nd Ave, east of TH#47, north to Xkimo Street

Justification

The increase demand in use of the city's trail system compels the continued development of the trail system.
 Resident requests for improved trail system connections are reflected in priority projects. Trails will also move people off high speed road

Expenditures	2022	2023	2024	2025	2026	2027	2028	2029	2030	2031	Total
Improvements Other than Building Cost	30,000	80,000	200,000	400,000	200,000						910,000
Total	30,000	80,000	200,000	400,000	200,000						910,000

Funding Sources	2022	2023	2024	2025	2026	2027	2028	2029	2030	2031	Total
Park Improvement Trust Fund	30,000	80,000	200,000	400,000	200,000						910,000
Total	30,000	80,000	200,000	400,000	200,000						910,000

Capital Improvement Program

2022 *thru* 2031

City of Ramsey, Minnesota

Project #	08-PARK-005
Project Name	Park Development in The COR

Department	Park Improvements
Contact	
Type	Improvement
Useful Life	20 Years
Category	Park Improvement
Priority	2-New Addition (High)
Status	Active

Total Cost \$1,350,000

Description

This proposed capital improvement represents additional park development in The COR, beginning in 2020. The project may be landscape improvements at Municipal Plaza and/or first phase development of The Waterfront to include a splash pad.

Justification

A splash pad continues to be requested by residents, and mass grading for The Waterfront park would generate fill for areas of The COR the city desires to sell.

Note: See also the public improvements considered as part of the completion of Pump Hous

Prior	Expenditures	2022	2023	2024	2025	2026	2027	2028	2029	2030	2031	Total
150,000	Improvements Other than Building Cost	1,200,000										1,200,000
Total	Total	1,200,000										1,200,000

Prior	Funding Sources	2022	2023	2024	2025	2026	2027	2028	2029	2030	2031	Total
150,000	Park Improvement Trust Fund	1,200,000										1,200,000
Total	Total	1,200,000										1,200,000

Capital Improvement Program

2022 *thru* 2031

City of Ramsey, Minnesota

Project #	15-PARK-01
Project Name	Additional Land for Central Park

Department Park Improvements
 Contact
 Type Land
 Useful Life
 Category Park Improvement
 Priority 4-New Addition (Med)
 Status Active

Total Cost \$250,000

Description
 This project envisions the purchase of 15+ acres for an expansion of Central Park or potentially all of the approximate 35 acres east of the existing park.

Justification
 Central Park is a highly used park. The additional acreage would offer additional space for parking and flex-use athletic fields.

Expenditures	2022	2023	2024	2025	2026	2027	2028	2029	2030	2031	Total
Land Acquisition						250,000					250,000
Total						250,000					250,000

Funding Sources	2022	2023	2024	2025	2026	2027	2028	2029	2030	2031	Total
Park Improvement Trust Fund						250,000					250,000
Total						250,000					250,000

Capital Improvement Program

2022 *thru* 2031

City of Ramsey, Minnesota

Project #	17-PARK-006
Project Name	Field Lighting - Central or Alpine Park

Department	Park Improvements
Contact	
Type	Improvement
Useful Life	20
Category	Park Improvement
Priority	4-New Addition (Med)
Status	Active

Total Cost \$200,000

Description
Proposed improvement is for additional athletic field lighting for a community park for fall sport use.

Justification
Fall sports, most notably soccer and football, are constrained by shorter daylight, necessitating field lighting. An alternate for exploration would be constructing more fields, as part of Central Park's expansion.

Expenditures	2022	2023	2024	2025	2026	2027	2028	2029	2030	2031	Total
Improvements Other than Building Cost						200,000					200,000
Total						200,000					200,000

Funding Sources	2022	2023	2024	2025	2026	2027	2028	2029	2030	2031	Total
Grants/Outside Sources						50,000					50,000
Lawful Gambling Fund						150,000					150,000
Total						200,000					200,000

Capital Improvement Program

2022 *thru* 2031

City of Ramsey, Minnesota

Project #	17-PARK-007
Project Name	Northfork North Trail Connection

Department Park Improvements
 Contact
 Type Improvement
 Useful Life 20
 Category Park Improvement
 Priority 2-New Addition (High)
 Status Active

Description	Total Cost \$150,000
Construct 10 foot paved multi-purpose trail through Outlot B, Northfork and Outlot A. Northfork Trail addition within dedicated 16' easement. Timing of the construction should occur outside of the Oak Wilt concern months of May-July.	

Justification
Bituminous trail connection constructed in lieu of on-road bicycle land on Andrie Street and 164th Lane NW per permanent pedestrian and bicycle trail easement agreement granted by Northfork Homeowner's Association on May 19th, 2016.

Expenditures	2022	2023	2024	2025	2026	2027	2028	2029	2030	2031	Total
Improvements Other than Building Cost	150,000										150,000
Total	150,000										150,000

Funding Sources	2022	2023	2024	2025	2026	2027	2028	2029	2030	2031	Total
Park Improvement Trust Fund	150,000										150,000
Total	150,000										150,000

Capital Improvement Program

2022 *thru* 2031

City of Ramsey, Minnesota

Project #	18-PARK-003
Project Name	Amphitheater Lighting

Department	Park Improvements
Contact	
Type	Improvement
Useful Life	20 Years
Category	Park Improvement
Priority	2-New Addition (High)
Status	Active

Description	Total Cost \$40,000
Lighting enhancements and audio conduits at The Draw.	

Justification
Additional lighting in and around the amphitheater is justified for concerts that go later into the evening and in the later summer.
Conduit and cable for audio (additional speakers) is likewise merited for larger events at the park.

Expenditures	2022	2023	2024	2025	2026	2027	2028	2029	2030	2031	Total
Improvements Other than Building Cost	40,000										40,000
Total	40,000										40,000

Funding Sources	2022	2023	2024	2025	2026	2027	2028	2029	2030	2031	Total
Park Improvement Trust Fund	40,000										40,000
Total	40,000										40,000

Capital Improvement Program

2022 *thru* 2031

City of Ramsey, Minnesota

Project #	18-PARK-005
Project Name	Aeration for Sunfish Lake & The Draw

Department	Park Improvements
Contact	
Type	Improvement
Useful Life	20
Category	Park Improvement
Priority	2-New Addition (High)
Status	Active

Total Cost \$40,000

Description

This project would install two separate aeration systems at The Draw and also at Sunfish Lake. Project elements include contracted installation, electrical power supply, signing, permitting and public notifications. A solar-powered system may be consider

Justification

Both Sunfish Lake and The Draw have become popular destinations for youth fishing for panfish. During certain winter conditions, shallow water bodies can experience 'winterkill'. The two separate aeration systems would pump oxygen and circulate the wate

Expenditures	2022	2023	2024	2025	2026	2027	2028	2029	2030	2031	Total
Improvements Other than Building Cost	40,000										40,000
Total	40,000										40,000

Funding Sources	2022	2023	2024	2025	2026	2027	2028	2029	2030	2031	Total
Park Improvement Trust Fund	40,000										40,000
Total	40,000										40,000

Capital Improvement Program

2022 *thru* 2031

City of Ramsey, Minnesota

Project #	21-PARK-001
Project Name	River's Bend South Shelter Replacement

Department Park Improvements
 Contact
 Type Improvement
 Useful Life 20 Years
 Category Park Improvement
 Priority 1-Existing Obligation (High)
 Status Active

Total Cost \$50,000

Description
 The south shelter at River's Bend Park was furnished and constructed by volunteers in the late 1980's. The condition of the shelter aesthetically is poor, and the concrete slab is broken as well.

Justification
 Replacement of the shelter with a modern, nice looking facility would expand opportunities for shelter reservations and adding stone seat walls and an outdoor fireplace would enhance its appeal, and use as part of facility rentals.

Expenditures	2022	2023	2024	2025	2026	2027	2028	2029	2030	2031	Total
Improvements Other than Building Cost	50,000										50,000
Total	50,000										50,000

Funding Sources	2022	2023	2024	2025	2026	2027	2028	2029	2030	2031	Total
Park Improvement Trust Fund	50,000										50,000
Total	50,000										50,000

Capital Improvement Program

2022 *thru* 2031

City of Ramsey, Minnesota

Project #	21-PARK-002
Project Name	Central Park Main Parking Lot Reconstruction

Department	Park Improvements
Contact	
Type	Improvement
Useful Life	20
Category	Park Improvement
Priority	3-Existing Obligation (Med)
Status	Active

Total Cost \$350,000

Description

This reconstruction project would replace the 35+ year-old bituminous main parking area at the same time as the adjoining 161st Avenue reconstruction.

Justification

The bituminous surface is beyond its useful maintenance life and the drainage patterns would be modified to reduce significantly the amount of stormwater that flows across 161st Avenue.

Expenditures	2022	2023	2024	2025	2026	2027	2028	2029	2030	2031	Total
Improvements Other than Building Cost			350,000								350,000
Total			350,000								350,000

Funding Sources	2022	2023	2024	2025	2026	2027	2028	2029	2030	2031	Total
Park Improvement Trust Fund			150,000								150,000
Storm Water Utility Fund			50,000								50,000
Capital Maintenance Fund			150,000								150,000
Total			350,000								350,000

Capital Improvement Program

2022 *thru* 2031

City of Ramsey, Minnesota

Project #	22-PARK-001
Project Name	Playground Replacement Program

Department	Park Improvements
Contact	
Type	Equipment
Useful Life	20 Years
Category	Park Improvement
Priority	1-Existing Obligation (High)
Status	Active

Total Cost \$1,000,000

Description

Consistent with the Playground Replacement Policy, this project worksheet reflects the anticipated replacement of a playground and associated park rejuvenation each year of the CIP. The aforementioned policy document forecasts the first three playgrounds

Justification

The city of Ramsey has seventeen playgrounds that will need to be replaced in the future. Due to fiscal and administrative constraints, as well as the varying ages and conditions of the city's playgrounds, the replacements are to be carried out over the

Expenditures	2022	2023	2024	2025	2026	2027	2028	2029	2030	2031	Total
Improvements Other than Building Cost	100,000	100,000	100,000	100,000	100,000	100,000	100,000	100,000	100,000	100,000	1,000,000
Total	100,000	100,000	100,000	100,000	100,000	100,000	100,000	100,000	100,000	100,000	1,000,000

Funding Sources	2022	2023	2024	2025	2026	2027	2028	2029	2030	2031	Total
Lawful Gambling Fund	100,000	100,000	100,000	100,000	100,000	100,000	100,000	100,000	100,000	100,000	1,000,000
Total	100,000	100,000	100,000	100,000	100,000	100,000	100,000	100,000	100,000	100,000	1,000,000

Capital Improvement Program

2022 *thru* 2031

City of Ramsey, Minnesota

Project #	22-PARK-002
Project Name	Boulevard Trees - Sunwood Drive in COR

Department	Park Improvements
Contact	
Type	Improvement
Useful Life	50 Years
Category	Park Improvement
Priority	2-New Addition (High)
Status	Active

Total Cost \$80,000

Description

Sunwood Drive in The COR is essentially Ramsey's main street, and boulevard trees, sidewalk and streetscape and irrigation were installed on alternating halves' of the approximately one mile arterial roadway in 2008. Planting trees on the opposite side,

Justification

The above description calls attention to the intervention to minimize the future lopsided boulevard trees in Ramsey's most prominent street. Completing the trees along this street will also improve the overall aesthetic in this area of the downtown and i

Expenditures	2022	2023	2024	2025	2026	2027	2028	2029	2030	2031	Total
Improvements Other than Building Cost	80,000										80,000
Total	80,000										80,000

Funding Sources	2022	2023	2024	2025	2026	2027	2028	2029	2030	2031	Total
Tax Increment Fund #14	80,000										80,000
Total	80,000										80,000

Capital Improvement Program

2022 *thru* 2031

City of Ramsey, Minnesota

Project #	22-PARK-003
Project Name	Disc Golf Course

Department	Park Improvements
Contact	
Type	Improvement
Useful Life	20 Years
Category	Park Improvement
Priority	2-New Addition (High)
Status	Active

Total Cost \$60,000

Description

This project would consist of two elements - the first identifying a suitable park location (which could be within a regional park), and then developing the design and scope of the course (e.g. 9-hole versus 18-hole). The second aspect would be the physi

Justification

Over the past few years, several residents continue to make requests for a disc golf course in Ramsey. Additionally, this amenity would diversify recreational opportunities in the community, and is a capital improvement with relatively low operation and

Expenditures	2022	2023	2024	2025	2026	2027	2028	2029	2030	2031	Total
Improvements Other than Building Cost		10,000	50,000								60,000
Total		10,000	50,000								60,000

Funding Sources	2022	2023	2024	2025	2026	2027	2028	2029	2030	2031	Total
General Fund		10,000									10,000
Park Improvement Trust Fund			50,000								50,000
Total		10,000	50,000								60,000

Capital Improvement Program

2022 *thru* 2031

City of Ramsey, Minnesota

Project #	22-PARK-004
Project Name	Off Leash Area

Department Park Improvements
 Contact
 Type Improvement
 Useful Life 20 Years
 Category Park Improvement
 Priority 4-New Addition (Med)
 Status Active

Total Cost \$25,000

Description

This project would consist of examining the need and suitable location for a second off-leash area in Ramsey. During the early years of planning for the downtown, a dog park was envisioned within The COR.

Justification

Residents over recent years have inquired about an alternative to the off-leash area at Alpine Park, which is almost exclusively a drive-to destination. Given the thousands of people residing within walking distance of The COR, (and using undeveloped Mun

Expenditures	2022	2023	2024	2025	2026	2027	2028	2029	2030	2031	Total
Improvements Other than Building Cost					25,000						25,000
Total					25,000						25,000

Funding Sources	2022	2023	2024	2025	2026	2027	2028	2029	2030	2031	Total
Park Improvement Trust Fund					25,000						25,000
Total					25,000						25,000

Capital Improvement Program

2022 *thru* 2031

City of Ramsey, Minnesota

Project #	06-ACQ-002
Project Name	Acquire outlots A in Rivers Bluff & Reilly Estates

Department	Site Acquisitions
Contact	
Type	Land
Useful Life	Unassigned
Category	Park Improvement
Priority	5-Opportunity/Unfunded/Placeholder
Status	Active

Total Cost \$20,000

Description

Along the Rum River in the central part of the city are separate outlots owned by two homeowners associations. Both are very attractive, wooded parcels and connected to existing trail corridors. This project may entail the donation of the land in exchan

Justification

The associations would benefit by realizing these amenities near their homes. The \$20,000 expense represents an estimate for real-estate transaction costs, and perhaps park planning to promote the donation. The park plans would generate the development

Expenditures	2022	2023	2024	2025	2026	2027	2028	2029	2030	2031	Total
Land Acquisition						20,000					20,000
Total						20,000					20,000
Funding Sources	2022	2023	2024	2025	2026	2027	2028	2029	2030	2031	Total
Park Improvement Trust Fund						20,000					20,000
Total						20,000					20,000

Capital Improvement Program

2022 *thru* 2031

City of Ramsey, Minnesota

Project #	08-ACQ-002
Project Name	Alpaca Estates Outlot

Department Site Acquisitions
 Contact
 Type Land
 Useful Life
 Category Park Improvement
 Priority 5-Opportunity/Unfunded/Placeholder
 Status Active

Total Cost \$35,000

Description
 This particular riverfront lot was not large enough to build on when the plat was filed for recording. Acquisition may also occur if it becomes available through tax forfeiture.

Justification
 This lot was the subject of a development proposal to build a single family home, and was denied. Acquisition of this outlot would provide river access in this area and be part of larger public access area and open space along the Mississippi proposed to

Expenditures	2022	2023	2024	2025	2026	2027	2028	2029	2030	2031	Total
Land Acquisition					35,000						35,000
Total					35,000						35,000

Funding Sources	2022	2023	2024	2025	2026	2027	2028	2029	2030	2031	Total
Park Improvement Trust Fund					35,000						35,000
Total					35,000						35,000

Capital Improvement Program

2022 *thru* 2031

City of Ramsey, Minnesota

Project #	12-SEW-002
Project Name	Fire Station 1 Sanitary Sewer Service

Department	Sewer Utility
Contact	
Type	Improvement
Useful Life	50 Years
Category	Sewer Utility Improvement
Priority	2-New Addition (High)
Status	Active

Total Cost \$60,000

Description
Sanitary Sewer was extended to the Fire Station Property in 2011. This project will extend sanitary sewer into the fire station in conjunction with City Water. Sanitary trunk fees not waived.
Related project 11-WTR-003 of \$55,000

Justification
Extending sanitary sewer will allow removal of the septic tank and drainfield.

Expenditures	2022	2023	2024	2025	2026	2027	2028	2029	2030	2031	Total
Improvements Other than Building Cost	60,000										60,000
Total	60,000										60,000

Funding Sources	2022	2023	2024	2025	2026	2027	2028	2029	2030	2031	Total
Sewer Utility Fund	60,000										60,000
Total	60,000										60,000

Capital Improvement Program

2022 *thru* 2031

City of Ramsey, Minnesota

Project #	19-SEW-003
Project Name	Replace Pumps at Lift Station #2

Department	Sewer Utility
Contact	
Type	Improvement
Useful Life	15
Category	Sewer Utility Improvement
Priority	1-Existing Obligation (High)
Status	Active

Description	Total Cost	\$35,000
Replace both pumps at lift station #2 - 157 Lane and Neon Street		

Justification	Replace both pumps and base elbows due to normal wear by 2023. Both pumps will need to be replaced to assure proper pumping and reliability.
---------------	--

Expenditures	2022	2023	2024	2025	2026	2027	2028	2029	2030	2031	Total
Improvements Other than Building Cost		35,000									35,000
Total		35,000									35,000

Funding Sources	2022	2023	2024	2025	2026	2027	2028	2029	2030	2031	Total
Sewer Utility Fund		35,000									35,000
Total		35,000									35,000

Capital Improvement Program

2022 *thru* 2031

City of Ramsey, Minnesota

Project #	12-STRM-001
Project Name	Stormwater Drainage Improvements

Department	Stormwater Utility
Contact	
Type	Improvement
Useful Life	50 Years
Category	Storm Water Utility Improvement
Priority	3-Existing Obligation (Med)
Status	Active

Total Cost \$520,000

Description
This project will address stormwater drainage problems reported in 2011.

Justification
These projects will add storm sewer pipe, clean ditches and address standing water concerns.
- 156th and Armstrong - Clean ditch or add storm sewer 2022: \$30,000
- 156th Lane and Juniper Ridge Drive - Install pipe to relieve water backing up in

Prior	Expenditures	2022	2023	2024	2025	2026	2027	2028	2029	2030	2031	Total
140,000	Improvements Other than Building Cost	30,000					350,000					380,000
Total	Total	30,000					350,000					380,000

Prior	Funding Sources	2022	2023	2024	2025	2026	2027	2028	2029	2030	2031	Total
140,000	Storm Water Utility Fund	30,000					350,000					380,000
Total	Total	30,000					350,000					380,000

Capital Improvement Program

2022 *thru* 2031

City of Ramsey, Minnesota

Project #	19-STRM-001
Project Name	Outlet Control Structure Improvements

Department	Stormwater Utility
Contact	
Type	Improvement
Useful Life	20
Category	Storm Water Utility Improvement
Priority	2-New Addition (High)
Status	Active

Total Cost \$100,000

Description

Construct Outlet Control Structure for 24.6 Acre lake bounded on the south by 142nd Avenue, on the east by Iodine and Junkite Street, on the north by Krypton Street and the west by Potassium Street.

Justification

The MnDNR has requested that the city install an outlet control structure and associated storm sewer to increase the normal water level (NWL) of the 24.6 Acre lake. Increasing the NWS may require improvements to surrounding trails and boardwalks to prev

Expenditures	2022	2023	2024	2025	2026	2027	2028	2029	2030	2031	Total
Improvements Other than Building Cost	100,000										100,000
Total	100,000										100,000

Funding Sources	2022	2023	2024	2025	2026	2027	2028	2029	2030	2031	Total
Storm Water Utility Fund	100,000										100,000
Total	100,000										100,000

Capital Improvement Program

2022 *thru* 2031

City of Ramsey, Minnesota

Project #	04-STR-012
Project Name	Zeolite Roadway Improvements

Department	Street Improvements
Contact	Unassigned
Type	Improvement
Useful Life	60 Years
Category	Street Improvement
Priority	4-New Addition (Med)
Status	Active

Total Cost \$1,091,000

Description
 This project consists of the installation of 1,300 feet of bituminous street, sidewalk/trail and storm sewer in the western portion of the COR. Project to be completed in conjunction with COR Bunker Lake Boulevard Improvements (04-STR-014).

Justification
 These improvements will be necessary to support the development anticipated in the west COR area.

Expenditures	2022	2023	2024	2025	2026	2027	2028	2029	2030	2031	Total
Improvements Other than Building Cost					1,091,000						1,091,000
Total					1,091,000						1,091,000

Funding Sources	2022	2023	2024	2025	2026	2027	2028	2029	2030	2031	Total
Public Improvement Revolving Fund					206,000						206,000
Tax Increment Fund #2					517,000						517,000
Sewer Utility Fund					41,000						41,000
Storm Water Utility Fund					96,000						96,000
Street Light Utility Fund					46,000						46,000
Water Utility Fund					185,000						185,000
Total					1,091,000						1,091,000

Capital Improvement Program

2022 *thru* 2031

City of Ramsey, Minnesota

Project #	15-STR-003
Project Name	Sunwood Drive Roundabout Landscaping

Department Street Improvements
 Contact
 Type Improvement
 Useful Life 60 Years
 Category Street Improvement
 Priority 1-Existing Obligation (High)
 Status Active

Total Cost \$20,000

Description	
Includes installation of perennial grasses, plants, and trees/shrubs as well as irrigation modification. Planning needs to occur to determine full scope of landscaping. \$20,000 will cover minimal landscaping.	

Justification	
Promote the vision of The COR area.	

Expenditures	2022	2023	2024	2025	2026	2027	2028	2029	2030	2031	Total
Improvements Other than Building Cost	20,000										20,000
Total	20,000										20,000

Funding Sources	2022	2023	2024	2025	2026	2027	2028	2029	2030	2031	Total
Public Improvement Revolving Fund	20,000										20,000
Total	20,000										20,000

Capital Improvement Program

2022 *thru* 2031

City of Ramsey, Minnesota

Project #	16-STR-002
Project Name	HWY 10 and BNSF RR Grade Separation at Ramsey Blvd

Department	Street Improvements
Contact	
Type	Improvement
Useful Life	60 Years
Category	Street Improvement
Priority	2-New Addition (High)
Status	Active

Total Cost \$2,000,000

Description
Construct grade-separated crossings of Highway 10 and BNSF Railway at Ramsey Boulevard. Includes half of the required frontage road improvements.
Total cost of project \$66,000,000. City share = \$2,000,000

Justification
The existing at-grade vehicle and pedestrian crossings of the BNSF railroad tracks are unsafe and result in traffic congestion and mobility issues along US Highway 10 and Ramsey Boulevard. When responding to calls for service, emergency vehicles are not a

Expenditures	2022	2023	2024	2025	2026	2027	2028	2029	2030	2031	Total
Improvements Other than Building Cost			1,000,000	1,000,000							2,000,000
Total			1,000,000	1,000,000							2,000,000
Funding Sources	2022	2023	2024	2025	2026	2027	2028	2029	2030	2031	Total
MSA			500,000	500,000							1,000,000
Public Improvement Revolving Fund			500,000	500,000							1,000,000
Total			1,000,000	1,000,000							2,000,000

Capital Improvement Program

2022 *thru* 2031

City of Ramsey, Minnesota

Project #	16-STR-003
Project Name	HWY 10 & BNSF RR Grade Separation at Sunfish Lk BI

Department	Street Improvements
Contact	
Type	Improvement
Useful Life	60 Years
Category	Street Improvement
Priority	2-New Addition (High)
Status	Active

Total Cost \$2,000,000

Description
Construct grade-separated crossings of Highway 10 and BNSF Railway at Sunfish Lake Boulevard. Includes half of the required frontage road improvements.
Total cost of project \$72,000,000. City share = \$2,000,000

Justification
The existing at-grade vehicle and pedestrian crossings of the BNSF railroad tracks are unsafe and result in traffic congestion and mobility issues along US Highway 10 and Sunfish Lake Boulevard. When responding to calls for service, emergency vehicles are

Expenditures	2022	2023	2024	2025	2026	2027	2028	2029	2030	2031	Total
Improvements Other than Building Cost			1,000,000	1,000,000							2,000,000
Total			1,000,000	1,000,000							2,000,000

Funding Sources	2022	2023	2024	2025	2026	2027	2028	2029	2030	2031	Total
MSA			500,000	500,000							1,000,000
Public Improvement Revolving Fund			500,000	500,000							1,000,000
Total			1,000,000	1,000,000							2,000,000

Capital Improvement Program

2022 *thru* 2031

City of Ramsey, Minnesota

Project #	17-STR-001
Project Name	Reconstruction Streets: Barthels Rum River Acres

Department	Street Improvements
Contact	
Type	Improvement
Useful Life	60 Years
Category	Street Improvement
Priority	3-Existing Obligation (Med)
Status	Active

Total Cost \$822,938

Description
Reconstruction of Barthel's Rum River Acres: 164th Lane, Dysprosium Street, Junkite Street

Justification
In accordance with the City's Pavement Management Program, each paved street within the City is scheduled to receive preventative maintenance on a regularly scheduled basis including reconstruction at the end of its useful life, which is estimate to be 60

Expenditures	2022	2023	2024	2025	2026	2027	2028	2029	2030	2031	Total
Improvements Other than Building Cost						822,938					822,938
Total						822,938					822,938

Funding Sources	2022	2023	2024	2025	2026	2027	2028	2029	2030	2031	Total
Storm Water Utility Fund						74,813					74,813
Pavement Management Fund						748,125					748,125
Total						822,938					822,938

Capital Improvement Program

2022 *thru* 2031

City of Ramsey, Minnesota

Project #	17-STR-004
Project Name	Reconstruction Streets: Wood Pond Hills 2nd-5th

Department	Street Improvements
Contact	
Type	Improvement
Useful Life	60 Years
Category	Street Improvement
Priority	1-Existing Obligation (High)
Status	Active

Total Cost \$549,945

Description
Reconstruct Wood Pond Hills 2nd, Wood Pond Hills 3rd, Wood Pond Hills 4th, and Wood Pond Hills 5th additions
Total Project Costs: \$549,945
Streer Improvements: \$499,950
Storm Sewer \$ 49,995

Justification
Each paved street within the City is scheduled to receive preventative maintenance on a regularly scheduled basis including reconstruction at the end of its useful life, which is estimate to be 60 years based on the City's predominant sand subgrades.

Expenditures	2022	2023	2024	2025	2026	2027	2028	2029	2030	2031	Total
Improvements Other than Building Cost	549,945										549,945
Total	549,945										549,945

Funding Sources	2022	2023	2024	2025	2026	2027	2028	2029	2030	2031	Total
Storm Water Utility Fund	49,995										49,995
Pavement Management Fund	499,950										499,950
Total	549,945										549,945

Capital Improvement Program

2022 *thru* 2031

City of Ramsey, Minnesota

Project #	17-STR-005
Project Name	Reconstruction Streets: Autumn Heights

Department	Street Improvements
Contact	
Type	Improvement
Useful Life	60 Years
Category	Street Improvement
Priority	1-Existing Obligation (High)
Status	Active

Total Cost \$983,791

Description
Reconstruction of Autumn Heights.

Justification
Each paved street within the City is scheduled to receive preventative maintenance on a regularly scheduled basis including reconstruction at the end of its useful life, which is estimate to be 60 years based on the City's predominant sand subgrades.

Expenditures	2022	2023	2024	2025	2026	2027	2028	2029	2030	2031	Total
Improvements Other than Building Cost	983,791										983,791
Total	983,791										983,791

Funding Sources	2022	2023	2024	2025	2026	2027	2028	2029	2030	2031	Total
Storm Water Utility Fund	89,436										89,436
Pavement Management Fund	894,355										894,355
Total	983,791										983,791

Capital Improvement Program

2022 *thru* 2031

City of Ramsey, Minnesota

Project #	17-STR-006
Project Name	Reconstruction Streets: Halls Dover Acres

Department	Street Improvements
Contact	
Type	Improvement
Useful Life	60 Years
Category	Street Improvement
Priority	3-Existing Obligation (Med)
Status	Active

Total Cost \$716,909

Description
Reconstruction of streets: Halls Dover Acres: 157th Lane, 158th Avenue, 158th Lane, Quicksilver Street, Radium Circle, Radium Street and Sodium Street
Total Halls Dover Acres Project Cost = \$716,909 Street Improvements:

Justification
Each paved street within the City is scheduled to receive preventative maintenance on a regularly scheduled basis including reconstruction at the end of its useful life, which is estimate to be 60 years based on the City's predominant sand subgrades.

Expenditures	2022	2023	2024	2025	2026	2027	2028	2029	2030	2031	Total
Improvements Other than Building Cost					716,909						716,909
Total					716,909						716,909

Funding Sources	2022	2023	2024	2025	2026	2027	2028	2029	2030	2031	Total
Storm Water Utility Fund					42,446						42,446
Water Utility Fund					250,000						250,000
Pavement Management Fund					424,463						424,463
Total					716,909						716,909

Capital Improvement Program

2022 *thru* 2031

City of Ramsey, Minnesota

Project #	17-STR-007
Project Name	Reconstruction Streets: Nature View

Department	Street Improvements
Contact	
Type	Improvement
Useful Life	60 Years
Category	Street Improvement
Priority	3-Existing Obligation (Med)
Status	Active

Total Cost \$378,552

Description
Reconstruction of Nature View: 159th Avenue, Azurite Court & Xenon Street.
Total Nature View Project Cost = \$378,552
Street Improvements: \$344,138
Storm Water Improvements: \$ 34,414

Justification
Each paved street within the City is scheduled to receive preventative maintenance on a regularly scheduled basis including reconstruction at the end of its useful life, which is estimate to be 60 years based on the City's predominant sand subgrades.

Expenditures	2022	2023	2024	2025	2026	2027	2028	2029	2030	2031	Total
Improvements Other than Building Cost									378,552		378,552
Total									378,552		378,552

Funding Sources	2022	2023	2024	2025	2026	2027	2028	2029	2030	2031	Total
Storm Water Utility Fund									34,414		34,414
Pavement Management Fund									344,138		344,138
Total									378,552		378,552

Capital Improvement Program

2022 *thru* 2031

City of Ramsey, Minnesota

Project #	17-STR-007A
Project Name	Reconstruction Streets: Sortebergs 6th

Department	Street Improvements
Contact	
Type	Improvement
Useful Life	60 Years
Category	Street Improvement
Priority	3-Existing Obligation (Med)
Status	Active

Total Cost \$680,295

Description
Reconstruction of streets in Sortebergs 6th Addition including 174th Lane, Puma Street and Rabbit Street.

Justification
Each paved street within the City is scheduled to receive preventative maintenance on a regularly scheduled basis including reconstruction at the end of its useful life, which is estimate to be 60 years based on the City's predominant sand subgrades.

Expenditures	2022	2023	2024	2025	2026	2027	2028	2029	2030	2031	Total
Improvements Other than Building Cost						680,295					680,295
Total						680,295					680,295

Funding Sources	2022	2023	2024	2025	2026	2027	2028	2029	2030	2031	Total
Storm Water Utility Fund						61,845					61,845
Pavement Management Fund						618,450					618,450
Total						680,295					680,295

Capital Improvement Program

2022 *thru* 2031

City of Ramsey, Minnesota

Project #	17-STR-008
Project Name	Reconstruct Streets: Fox Ridge Estates 1st & 2nd

Department	Street Improvements
Contact	
Type	Improvement
Useful Life	60 Years
Category	Street Improvement
Priority	3-Existing Obligation (Med)
Status	Active

Total Cost \$2,381,033

Description
Reconstruction Streets: Fox Ridge Estates 1st & 2nd: 170th Ave., 172nd Lane, 173rd Ave., 174th Ave., Potassium Court, Potassium Street, Sodium Street, Tungsten Street & Wolfram Street

Justification
Each paved street within the City is scheduled to receive preventative maintenance on a regularly scheduled basis including reconstruction at the end of its useful life, which is estimate to be 60 years based on the City's predominant sand subgrades.

Expenditures	2022	2023	2024	2025	2026	2027	2028	2029	2030	2031	Total
Improvements Other than Building Cost							2,381,033				2,381,033
Total							2,381,033				2,381,033

Funding Sources	2022	2023	2024	2025	2026	2027	2028	2029	2030	2031	Total
Storm Water Utility Fund							216,458				216,458
Pavement Management Fund							2,164,575				2,164,575
Total							2,381,033				2,381,033

Capital Improvement Program

2022 *thru* 2031

City of Ramsey, Minnesota

Project #	17-STR-009
Project Name	Reconstruction Streets: Rodeo Hills/Valley View

Department	Street Improvements
Contact	
Type	Improvement
Useful Life	60 Years
Category	Street Improvement
Priority	3-Existing Obligation (Med)
Status	Active

Description	Total Cost \$884,312
Reconstruction of Rodeo Hills Estates, Valley View Acres: Soil Correction likely required. 177th Lane, 178th Lane, 179th Lane, 180th Lane, Uranium Street and Vanadium Street.	

Justification
Each paved street within the City is scheduled to receive preventative maintenance on a regularly scheduled basis including reconstruction at the end of its useful life, which is estimate to be 60 years based on the City's predominant sand subgrades.

Expenditures	2022	2023	2024	2025	2026	2027	2028	2029	2030	2031	Total
Improvements Other than Building Cost				884,312							884,312
Total				884,312							884,312

Funding Sources	2022	2023	2024	2025	2026	2027	2028	2029	2030	2031	Total
Storm Water Utility Fund				80,392							80,392
Pavement Management Fund				803,920							803,920
Total				884,312							884,312

Capital Improvement Program

2022 *thru* 2031

City of Ramsey, Minnesota

Project #	17-STR-011
Project Name	2024 MSA Overlays: McKinley St & Alpine Dr-Puma

Department	Street Improvements
Contact	
Type	Improvement
Useful Life	60 Years
Category	Street Improvement
Priority	3-Existing Obligation (Med)
Status	Active

Total Cost \$658,324

Description
Mill and overlay, with paving fabric interlayer of Alpine Drive between Puma Street and Armstrong Boulevard. Extension of trunk watermain, directional drilled between Puma Street and Armstrong Boulevard. Overlay of McKinley Street between Azurite Street

Justification
Each paved street within the City is scheduled to receive preventative maintenance on a regularly scheduled basis including reconstruction at the end of its useful life, which is estimate to be 60 years based on the City's predominant sand subgrades.

Expenditures	2022	2023	2024	2025	2026	2027	2028	2029	2030	2031	Total
Improvements Other than Building Cost			658,324								658,324
Total			658,324								658,324

Funding Sources	2022	2023	2024	2025	2026	2027	2028	2029	2030	2031	Total
MSA			234,840								234,840
Storm Water Utility Fund			23,484								23,484
Water Utility Fund			400,000								400,000
Total			658,324								658,324

Capital Improvement Program

2022 *thru* 2031

City of Ramsey, Minnesota

Project #	17-STR-012
Project Name	Concrete Repairs

Department	Street Improvements
Contact	
Type	Improvement
Useful Life	20 Years
Category	Street Improvement
Priority	3-Existing Obligation (Med)
Status	Active

Total Cost \$630,000

Description

Repair, overlay and stripe concrete pavement on Sunwood Drive and Rhinestone Street in the COR. Proposed improvements include repairing cracks, failing concrete joists and holes, as well as, replacing all existing colored concrete crosswalks with high-ea

Justification

Numerous concrete pavement joints are failing resulting in stormwater runoff infiltrating into the pavement base, accelerating pavement deterioration due to saturated subgrade soils. Numerous holes also exist in the pavement allowing storm

Expenditures	2022	2023	2024	2025	2026	2027	2028	2029	2030	2031	Total
Improvements Other than Building Cost								630,000			630,000
Total								630,000			630,000
Funding Sources	2022	2023	2024	2025	2026	2027	2028	2029	2030	2031	Total
MSA								630,000			630,000
Total								630,000			630,000

Capital Improvement Program

2022 *thru* 2031

City of Ramsey, Minnesota

Project #	17-STR-013
Project Name	Reconstruction Streets: Whispering Pine Est P1 3

Department	Street Improvements
Contact	
Type	Improvement
Useful Life	60 Years
Category	Street Improvement
Priority	3-Existing Obligation (Med)
Status	Active

Total Cost \$1,194,749

Description
Reconstruct streets in Whispering Pines Estates Plat 3: Add Concrete curb and gutter and storm sewer. 157th Lane, 158th Avenue, 158th Lane, Eland Street, Ferret Street and Kangaroo Street

Justification
These streets are in poor condition and require reconstruction. The pavement has deteriorated beyond the point where an overlay should be applied. This project will install concrete curb and gutter and storm sewer to improve drainage..

Expenditures	2022	2023	2024	2025	2026	2027	2028	2029	2030	2031	Total
Improvements Other than Building Cost			1,194,749								1,194,749
Total			1,194,749								1,194,749

Funding Sources	2022	2023	2024	2025	2026	2027	2028	2029	2030	2031	Total
Storm Water Utility Fund			108,614								108,614
Pavement Management Fund			1,086,135								1,086,135
Total			1,194,749								1,194,749

Capital Improvement Program

2022 *thru* 2031

City of Ramsey, Minnesota

Project #	18-STR-003
Project Name	Reconstruction Streets: Sports Haven

Department	Street Improvements
Contact	
Type	Improvement
Useful Life	60 Years
Category	Street Improvement
Priority	3-Existing Obligation (Med)
Status	Active

Total Cost \$386,781

Description
Reconstruct streets in Sports Haven: 165th Lane, 166th Avenue, Xenolith Street, Yolite Street

Justification
These streets are in poor condition and require reconstruction. The pavement has deteriorated beyond the point where an overlay should be applied. This project will install concrete curb and gutter and storm sewer.

Expenditures	2022	2023	2024	2025	2026	2027	2028	2029	2030	2031	Total
Improvements Other than Building Cost									386,781		386,781
Total									386,781		386,781

Funding Sources	2022	2023	2024	2025	2026	2027	2028	2029	2030	2031	Total
Storm Water Utility Fund									35,162		35,162
Pavement Management Fund									351,619		351,619
Total									386,781		386,781

Capital Improvement Program

2022 *thru* 2031

City of Ramsey, Minnesota

Project #	19-STR-001
Project Name	Reconstruction Streets: Barthels Rum River Acres 2

Department	Street Improvements
Contact	
Type	Improvement
Useful Life	60 Years
Category	Street Improvement
Priority	1-Existing Obligation (High)
Status	Active

Total Cost \$1,748,076

Description
Reconstruction of Streets in Barthel's Rum River Acres 2nd: 161st Avenue, 161st Lane, 162nd Lane, 164th Avenue, Dysprosium Street, Germanium Street and Junkite Street.

Justification
These streets are in poor condition and require reconstruction. The pavement has deteriorated beyond the point where an overlay could be applied.

Expenditures	2022	2023	2024	2025	2026	2027	2028	2029	2030	2031	Total
Improvements Other than Building Cost		1,748,076									1,748,076
Total		1,748,076									1,748,076

Funding Sources	2022	2023	2024	2025	2026	2027	2028	2029	2030	2031	Total
Storm Water Utility Fund		158,916									158,916
Pavement Management Fund		1,589,160									1,589,160
Total		1,748,076									1,748,076

Capital Improvement Program

2022 *thru* 2031

City of Ramsey, Minnesota

Project #	19-STR-004
Project Name	Reconstruction Streets: 161st Avenue

Department	Street Improvements
Contact	
Type	Improvement
Useful Life	60 Years
Category	Street Improvement
Priority	3-Existing Obligation (Med)
Status	Active

Total Cost \$548,939

Description
Reconstruction of MSA Street 161st Avenue: CR 83 to Variolite Street

Justification
These streets are in poor condition and require reconstruction. The pavement has deteriorated beyond the point where an overlay could be applied.

Expenditures	2022	2023	2024	2025	2026	2027	2028	2029	2030	2031	Total
Improvements Other than Building Cost			548,939								548,939
Total			548,939								548,939

Funding Sources	2022	2023	2024	2025	2026	2027	2028	2029	2030	2031	Total
MSA			499,035								499,035
Storm Water Utility Fund			49,904								49,904
Total			548,939								548,939

Capital Improvement Program

2022 *thru* 2031

City of Ramsey, Minnesota

Project #	19-STR-011
Project Name	Reconstruction Streets: Carol-Rose Acres

Department	Street Improvements
Contact	
Type	Improvement
Useful Life	60 Years
Category	Street Improvement
Priority	3-Existing Obligation (Med)
Status	Active

Total Cost \$600,744

Description
Reconstruction of Streets in Carol-Rose Acres: 163rd Lane, 164th Avenue, 164th Lane, and Yolite Street.

Justification
These streets are in poor condition and require reconstruction. The pavement has deteriorated beyond the point where an overlay could be applied.

Expenditures	2022	2023	2024	2025	2026	2027	2028	2029	2030	2031	Total
Improvements Other than Building Cost									600,744		600,744
Total									600,744		600,744

Funding Sources	2022	2023	2024	2025	2026	2027	2028	2029	2030	2031	Total
Storm Water Utility Fund									54,613		54,613
Pavement Management Fund									546,131		546,131
Total									600,744		600,744

Capital Improvement Program

2022 *thru* 2031

City of Ramsey, Minnesota

Project #	19-STR-015
Project Name	Reconstruction Streets: Ford Brook Est 3rd

Department	Street Improvements
Contact	
Type	Improvement
Useful Life	60 Years
Category	Street Improvement
Priority	3-Existing Obligation (Med)
Status	Active

Total Cost \$460,845

Description
Reconstruction of streets in Ford Brook Estates 3rd: 180th Avenue and Barium Street

Justification
These streets are in poor condition and require reconstruction. The pavement has deteriorated beyond the point where an overlay could be applied.

Expenditures	2022	2023	2024	2025	2026	2027	2028	2029	2030	2031	Total
Improvements Other than Building Cost					460,845						460,845
Total					460,845						460,845

Funding Sources	2022	2023	2024	2025	2026	2027	2028	2029	2030	2031	Total
Storm Water Utility Fund					41,895						41,895
Pavement Management Fund					418,950						418,950
Total					460,845						460,845

Capital Improvement Program

2022 *thru* 2031

City of Ramsey, Minnesota

Project #	19-STR-016
Project Name	Reconstruction Streets: Windsorwood

Department	Street Improvements
Contact	
Type	Improvement
Useful Life	60 Years
Category	Street Improvement
Priority	3-Existing Obligation (Med)
Status	Active

Total Cost \$544,374

Description
Reconstruction of streets in Windsorwood: 178th Avenue, 178th Circle and Vicuna Street

Justification
These streets are in poor condition and require reconstruction. The pavement has deteriorated beyond the point where an overlay could be applied.

Expenditures	2022	2023	2024	2025	2026	2027	2028	2029	2030	2031	Total
Improvements Other than Building Cost									544,374		544,374
Total									544,374		544,374

Funding Sources	2022	2023	2024	2025	2026	2027	2028	2029	2030	2031	Total
Storm Water Utility Fund									49,489		49,489
Pavement Management Fund									494,885		494,885
Total									544,374		544,374

Capital Improvement Program

2022 *thru* 2031

City of Ramsey, Minnesota

Project #	19-STR-017
Project Name	Reconstruction Streets: Countryside Estates

Department	Street Improvements
Contact	
Type	Improvement
Useful Life	60 Years
Category	Street Improvement
Priority	3-Existing Obligation (Med)
Status	Active

Total Cost \$2,001,038

Description
Reconstruction of streets in Countryside Estates: 175th Lane, 176th Avenue, 176th Lane, Marmoset Street, Okapi Street, Rabbit Street, Unicorn Street, Vicuna Street, Wolverive Street and Xerus Street.

Justification
These streets are in poor condition and require reconstruction. The pavement has deteriorated beyond the point where an overlay could be applied.

Expenditures	2022	2023	2024	2025	2026	2027	2028	2029	2030	2031	Total
Improvements Other than Building Cost								2,001,038			2,001,038
Total								2,001,038			2,001,038

Funding Sources	2022	2023	2024	2025	2026	2027	2028	2029	2030	2031	Total
Storm Water Utility Fund								181,913			181,913
Pavement Management Fund								1,819,125			1,819,125
Total								2,001,038			2,001,038

Capital Improvement Program

2022 *thru* 2031

City of Ramsey, Minnesota

Project #	19-STR-018
Project Name	Reconstruction Streets:MSA Waco St-Sunwood Dr/150

Department	Street Improvements
Contact	
Type	Improvement
Useful Life	60 Years
Category	Street Improvement
Priority	1-Existing Obligation (High)
Status	Active

Total Cost \$137,209

Description
Reconstruction of MSA Waco Street from Sunwood Drive to 150th Avenue. Reconstruct in conjunction with 21-STR-007.

Justification
These streets are in poor condition and require reconstruction. The pavement has deteriorated beyond the point where an overlay could be applied.

Expenditures	2022	2023	2024	2025	2026	2027	2028	2029	2030	2031	Total
Improvements Other than Building Cost	137,209										137,209
Total	137,209										137,209

Funding Sources	2022	2023	2024	2025	2026	2027	2028	2029	2030	2031	Total
MSA	124,735										124,735
Storm Water Utility Fund	12,474										12,474
Total	137,209										137,209

Capital Improvement Program

2022 *thru* 2031

City of Ramsey, Minnesota

Project #	20-STR-002
Project Name	Reconstruction Streets: MSA Xkimo St-TH47 to 142nd

Department	Street Improvements
Contact	
Type	Improvement
Useful Life	60 Years
Category	Street Improvement
Priority	3-Existing Obligation (Med)
Status	Active

Total Cost \$347,123

Description
Reconstruction of MSA Streets: Xkimo Street (142nd Avenue to TH 47) and Waco Street (Th 47 to Xkimo Court). 0.42 Total Miles

Justification
Each paved street within the City is scheduled to receive preventative maintenance on a regularly scheduled basis including reconstruction at the end of its useful life, which is estimate to be 60 years based on the City's predominant sand subgrade

Expenditures	2022	2023	2024	2025	2026	2027	2028	2029	2030	2031	Total
Improvements Other than Building Cost			347,123								347,123
Total			347,123								347,123

Funding Sources	2022	2023	2024	2025	2026	2027	2028	2029	2030	2031	Total
MSA			315,566								315,566
Storm Water Utility Fund			31,557								31,557
Total			347,123								347,123

Capital Improvement Program

2022 *thru* 2031

City of Ramsey, Minnesota

Project #	21-STR-005
Project Name	2022 MSA Overlays

Department	Street Improvements
Contact	
Type	Improvement
Useful Life	60 Years
Category	Street Improvement
Priority	1-Existing Obligation (High)
Status	Active

Total Cost \$69,438

Description
Overlying of MSA Streets: Riverdale Drive between Armstrong Interchange & Llama Street.

Justification
In accordandance with the City's Pavement Management Program, each paved street within the City is scheduled to receive preventative maintenance on a regularly scheduled basis including reconstruction at the end of its useful life, which is estimated to b

Expenditures	2022	2023	2024	2025	2026	2027	2028	2029	2030	2031	Total
Improvements Other than Building Cost	69,438										69,438
Total	69,438										69,438

Funding Sources	2022	2023	2024	2025	2026	2027	2028	2029	2030	2031	Total
MSA	63,125										63,125
Storm Water Utility Fund	6,313										6,313
Total	69,438										69,438

Capital Improvement Program

2022 *thru* 2031

City of Ramsey, Minnesota

Project #	21-STR-006
Project Name	2022 Neighborhood Overlays

Department	Street Improvements
Contact	
Type	Improvement
Useful Life	60 Years
Category	Street Improvement
Priority	1-Existing Obligation (High)
Status	Active

Total Cost \$623,827

Description
Overlying of the streets within the following subdivisions: The Ponds of Ramsey, Sunfish Lake Business Park 2nd, Sunflower Ridge, Tiger Meadows.

Justification
In accordandance with the City's Pavement Management Program, each paved street within the City is scheduled to receive preventative maintenance on a regularly scheduled basis including reconstruction at the end of its useful life, which is estimated to b

Expenditures	2022	2023	2024	2025	2026	2027	2028	2029	2030	2031	Total
Improvements Other than Building Cost	623,827										623,827
Total	623,827										623,827

Funding Sources	2022	2023	2024	2025	2026	2027	2028	2029	2030	2031	Total
Storm Water Utility Fund	56,712										56,712
Pavement Management Fund	567,115										567,115
Total	623,827										623,827

Capital Improvement Program

2022 *thru* 2031

City of Ramsey, Minnesota

Project #	21-STR-007
Project Name	MSA - Sunwood Drive Street Reconstruction

Department	Street Improvements
Contact	
Type	Improvement
Useful Life	60 Years
Category	Street Improvement
Priority	1-Existing Obligation (High)
Status	Active

Total Cost \$267,307

Description
Reconstruction of MSA street Sunwood Drive between TH47 and Waco Street. Reconstruct in conjunction with 19-STR-018.

Justification
In accordandance with the City's Pavement Management Program, each paved street within the City is scheduled to receive preventative maintenance on a regularly scheduled basis including reconstruction at the end of its useful life, which is estimated to b

Expenditures	2022	2023	2024	2025	2026	2027	2028	2029	2030	2031	Total
Improvements Other than Building Cost	267,307										267,307
Total	267,307										267,307

Funding Sources	2022	2023	2024	2025	2026	2027	2028	2029	2030	2031	Total
MSA	243,006										243,006
Storm Water Utility Fund	24,301										24,301
Total	267,307										267,307

Capital Improvement Program

2022 *thru* 2031

City of Ramsey, Minnesota

Project #	21-STR-008
Project Name	2023 MSA Overlays

Department	Street Improvements
Contact	
Type	Improvement
Useful Life	60 Years
Category	Street Improvement
Priority	1-Existing Obligation (High)
Status	Active

Total Cost \$171,105

Description
Overlying of MSA Streets: Riverdale Drive between Ramsey Boulevard & Garnet Street.

Justification
In accordandance with the City's Pavement Management Program, each paved street within the City is scheduled to receive preventative maintenance on a regularly scheduled basis including reconstruction at the end of its useful life, which is estimated to b

Expenditures	2022	2023	2024	2025	2026	2027	2028	2029	2030	2031	Total
Improvements Other than Building Cost		171,105									171,105
Total		171,105									171,105

Funding Sources	2022	2023	2024	2025	2026	2027	2028	2029	2030	2031	Total
MSA		155,550									155,550
Storm Water Utility Fund		15,555									15,555
Total		171,105									171,105

Capital Improvement Program

2022 *thru* 2031

City of Ramsey, Minnesota

Project #	21-STR-009
Project Name	2023 Neighborhood Overlays

Department Street Improvements
 Contact
 Type Improvement
 Useful Life 60 Years
 Category Street Improvement
 Priority 1-Existing Obligation (High)
 Status Active

Total Cost \$421,872

Description
Overlaying of streets within the following subdivisions: Alpine Meadows; Highlands at River Park; Highlands at River Park 2nd; Highlands at River Park 3rd; Highlands at River Park 4th.

Justification
In accordandance with the City's Pavement Management Program, each paved street within the City is scheduled to receive preventative maintenance on a regularly scheduled basis including reconstruction at the end of its useful life, which is estimated to b

Expenditures	2022	2023	2024	2025	2026	2027	2028	2029	2030	2031	Total
Improvements Other than Building Cost		421,872									421,872
Total		421,872									421,872

Funding Sources	2022	2023	2024	2025	2026	2027	2028	2029	2030	2031	Total
Storm Water Utility Fund		38,352									38,352
Pavement Management Fund		383,520									383,520
Total		421,872									421,872

Capital Improvement Program

2022 *thru* 2031

City of Ramsey, Minnesota

Project #	21-STR-010
Project Name	MSA 167th Avenue Street Reconstruction

Department	Street Improvements
Contact	
Type	Improvement
Useful Life	60 Years
Category	Street Improvement
Priority	1-Existing Obligation (High)
Status	Active

Total Cost \$1,492,260

Description
Reconstruction of MSA street 167th Avenue between CSAH 5 and TH 47.

Justification
In accordandance with the City's Pavement Management Program, each paved street within the City is scheduled to receive preventative maintenance on a regularly scheduled basis including reconstruction at the end of its useful life, which is estimated to b

Expenditures	2022	2023	2024	2025	2026	2027	2028	2029	2030	2031	Total
Improvements Other than Building Cost		1,492,260									1,492,260
Total		1,492,260									1,492,260

Funding Sources	2022	2023	2024	2025	2026	2027	2028	2029	2030	2031	Total
MSA		1,356,600									1,356,600
Storm Water Utility Fund		135,660									135,660
Total		1,492,260									1,492,260

Capital Improvement Program

2022 *thru* 2031

City of Ramsey, Minnesota

Project #	21-STR-012
Project Name	2024 Neighborhood Overlays

Department Street Improvements
 Contact
 Type Improvement
 Useful Life 60 Years
 Category Street Improvement
 Priority 3-Existing Obligation (Med)
 Status Active

Total Cost \$673,002

Description
Overlaying of streets within the following subdivisions: Gateway Industrial Park 2nd; Sunfish Lake Business Park 2nd; Sunflower Ridge; Tiger Meadows; Town Center Gardens; Town Center Gardens 2nd; Town Center Gardens 3rd.

Justification
In accordandance with the City's Pavement Management Program, each paved street within the City is scheduled to receive preventative maintenance on a regularly scheduled basis including reconstruction at the end of its useful life, which is estimated to b

Expenditures	2022	2023	2024	2025	2026	2027	2028	2029	2030	2031	Total
Improvements Other than Building Cost			673,002								673,002
Total			673,002								673,002

Funding Sources	2022	2023	2024	2025	2026	2027	2028	2029	2030	2031	Total
Storm Water Utility Fund			61,182								61,182
Pavement Management Fund			611,820								611,820
Total			673,002								673,002

Capital Improvement Program

2022 *thru* 2031

City of Ramsey, Minnesota

Project #	21-STR-013
Project Name	2025 Neighborhood Overlays

Department	Street Improvements
Contact	
Type	Improvement
Useful Life	60 Years
Category	Street Improvement
Priority	3-Existing Obligation (Med)
Status	Active

Total Cost \$1,098,355

Description
Overlaying of streets within the following subdivisions: Alpine Acres; Alpine Acres 2nd; Beaudry's 2nd; Ramsey Town Center 2nd; Ramsey Town Center 4th; Ramsey Town Center 6th; Ramsey Town Center 7th; Ramsey Town Center IP 05-22; Rivenwick 3rd; Rivenwick

Justification
In accordandance with the City's Pavement Management Program, each paved street within the City is scheduled to receive preventative maintenance on a regularly scheduled basis including reconstruction at the end of its useful life, which is estimated to b

Expenditures	2022	2023	2024	2025	2026	2027	2028	2029	2030	2031	Total
Improvements Other than Building Cost				1,098,355							1,098,355
Total				1,098,355							1,098,355

Funding Sources	2022	2023	2024	2025	2026	2027	2028	2029	2030	2031	Total
Public Improvement Revolving Fund				14,500							14,500
Storm Water Utility Fund				99,851							99,851
Pavement Management Fund				984,004							984,004
Total				1,098,355							1,098,355

Capital Improvement Program

2022 *thru* 2031

City of Ramsey, Minnesota

Project #	21-STR-014
Project Name	2026 Neighborhood Overlays

Department	Street Improvements
Contact	
Type	Improvement
Useful Life	60 Years
Category	Street Improvement
Priority	3-Existing Obligation (Med)
Status	Active

Total Cost \$321,090

Description

Overlaying of streets within the following subdivisions: Alpine Woods; Evergreen Point Townhomes 1st; Evergreen Point Townhomes 2nd; Hall-Anderson Acres (TH 47 Service Road only); Section 16 Unplatted (2006 Construction only)

Justification

In accordandance with the City's Pavement Management Program, each paved street within the City is scheduled to receive preventative maintenance on a regularly scheduled basis including reconstruction at the end of its useful life, which is estimated to b

Expenditures	2022	2023	2024	2025	2026	2027	2028	2029	2030	2031	Total
Improvements Other than Building Cost					321,090						321,090
Total					321,090						321,090

Funding Sources	2022	2023	2024	2025	2026	2027	2028	2029	2030	2031	Total
Storm Water Utility Fund					29,190						29,190
Pavement Management Fund					291,900						291,900
Total					321,090						321,090

Capital Improvement Program

2022 *thru* 2031

City of Ramsey, Minnesota

Project #	21-STR-015
Project Name	Flintwood Hills 2nd & 3rd Street Reconstruction

Department	Street Improvements
Contact	
Type	Improvement
Useful Life	60 Years
Category	Street Improvement
Priority	3-Existing Obligation (Med)
Status	Active

Total Cost \$527,258

Description
Reconstruction of streets within Flintwood Hills 2nd and Flintwood Hills 3rd subdivisions.

Justification
In accordandance with the City's Pavement Management Program, each paved street within the City is scheduled to receive preventative maintenance on a regularly scheduled basis including reconstruction at the end of its useful life, which is estimated to b

Expenditures	2022	2023	2024	2025	2026	2027	2028	2029	2030	2031	Total
Improvements Other than Building Cost					527,258						527,258
Total					527,258						527,258

Funding Sources	2022	2023	2024	2025	2026	2027	2028	2029	2030	2031	Total
Storm Water Utility Fund					47,933						47,933
Pavement Management Fund					479,325						479,325
Total					527,258						527,258

Capital Improvement Program

2022 *thru* 2031

City of Ramsey, Minnesota

Project #	21-STR-016
Project Name	2027 MSA Overlays

Department	Street Improvements
Contact	
Type	Improvement
Useful Life	60 Years
Category	Street Improvement
Priority	3-Existing Obligation (Med)
Status	Active

Total Cost \$485,216

Description
Overlying of MSA Streets: Rhinestone Street (Veterans Drive/Sunwood Drive); Sunwood Drive (CR 83/Zeolite Street); Sunwood Drive (Rhinestone Street/CR 56); Veterans Drive (Zeolite Street (Sunwood Drive/Veterans Drive); Rhinestone Street (East Ramsey Park

Justification
In accordandance with the City's Pavement Management Program, each paved street within the City is scheduled to receive preventative maintenance on a regularly scheduled basis including reconstruction at the end of its useful life, which is estimated to b

Expenditures	2022	2023	2024	2025	2026	2027	2028	2029	2030	2031	Total
Improvements Other than Building Cost						485,216					485,216
Total						485,216					485,216

Funding Sources	2022	2023	2024	2025	2026	2027	2028	2029	2030	2031	Total
MSA						441,105					441,105
Storm Water Utility Fund						44,111					44,111
Total						485,216					485,216

Capital Improvement Program

2022 *thru* 2031

City of Ramsey, Minnesota

Project #	21-STR-017
Project Name	2027 Neighborhood Overlays

Department	Street Improvements
Contact	
Type	Improvement
Useful Life	60 Years
Category	Street Improvement
Priority	3-Existing Obligation (Med)
Status	Active

Total Cost \$783,875

Description
Overlaying of streets within the following subdivisions: Brookfield; Ebony; Estates of Silver Oaks; Riversben (non-2018 Recon); Riversbend 2nd; Riversbend Plaza.

Justification
In accordandance with the City's Pavement Management Program, each paved street within the City is scheduled to receive preventative maintenance on a regularly scheduled basis including reconstruction at the end of its useful life, which is estimated to b

Expenditures	2022	2023	2024	2025	2026	2027	2028	2029	2030	2031	Total
Improvements Other than Building Cost						783,875					783,875
Total						783,875					783,875

Funding Sources	2022	2023	2024	2025	2026	2027	2028	2029	2030	2031	Total
Storm Water Utility Fund						71,261					71,261
Pavement Management Fund						712,614					712,614
Total						783,875					783,875

Capital Improvement Program

2022 *thru* 2031

City of Ramsey, Minnesota

Project #	21-STR-018
Project Name	MSA 156th Avenue & Juniper Ridge Dr Street Reconst

Department Street Improvements
 Contact
 Type Improvement
 Useful Life 60 Years
 Category Street Improvement
 Priority 3-Existing Obligation (Med)
 Status Active

Total Cost \$503,638

Description
Reconstruction of MSA street 156th Avenue between Juniper Ridge Drive and Roanoke Street, and Juniper Ridge Drive between 150th Avenue and Roanoke Street.

Justification
In accordandance with the City's Pavement Management Program, each paved street within the City is scheduled to receive preventative maintenance on a regularly scheduled basis including reconstruction at the end of its useful life, which is estimated to b

Expenditures	2022	2023	2024	2025	2026	2027	2028	2029	2030	2031	Total
Improvements Other than Building Cost						503,638					503,638
Total						503,638					503,638

Funding Sources	2022	2023	2024	2025	2026	2027	2028	2029	2030	2031	Total
MSA						457,853					457,853
Storm Water Utility Fund						45,785					45,785
Total						503,638					503,638

Capital Improvement Program

2022 *thru* 2031

City of Ramsey, Minnesota

Project #	21-STR-019
Project Name	2028 MSA Overlays

Department	Street Improvements
Contact	
Type	Improvement
Useful Life	60 Years
Category	Street Improvement
Priority	3-Existing Obligation (Med)
Status	Active

Total Cost \$912,450

Description
Overlying of MSA Streets: 173rd/175th Avenue (Armstrong Blv/CSAH 5) includes soil correction area; McKinley Street (Ebony St/ W EOP).

Justification
In accordandance with the City's Pavement Management Program, each paved street within the City is scheduled to receive preventative maintenance on a regularly scheduled basis including reconstruction at the end of its useful life, which is estimated to b

Expenditures	2022	2023	2024	2025	2026	2027	2028	2029	2030	2031	Total
Improvements Other than Building Cost							912,450				912,450
Total							912,450				912,450

Funding Sources	2022	2023	2024	2025	2026	2027	2028	2029	2030	2031	Total
MSA							829,500				829,500
Storm Water Utility Fund							82,950				82,950
Total							912,450				912,450

Capital Improvement Program

2022 *thru* 2031

City of Ramsey, Minnesota

Project #	21-STR-020
Project Name	2028 Neighborhood Overlays

Department	Street Improvements
Contact	
Type	Improvement
Useful Life	60 Years
Category	Street Improvement
Priority	3-Existing Obligation (Med)
Status	Active

Total Cost \$214,830

Description
Overlying of streets within the following subdivisions: Amber Ridge 2nd; Meadow; Sunfish Lake Business Park 3rd

Justification
In accordandance with the City's Pavement Management Program, each paved street within the City is scheduled to receive preventative maintenance on a regularly scheduled basis including reconstruction at the end of its useful life, which is estimated to b

Expenditures	2022	2023	2024	2025	2026	2027	2028	2029	2030	2031	Total
Improvements Other than Building Cost							214,830				214,830
Total							214,830				214,830

Funding Sources	2022	2023	2024	2025	2026	2027	2028	2029	2030	2031	Total
Storm Water Utility Fund							19,530				19,530
Pavement Management Fund							195,300				195,300
Total							214,830				214,830

Capital Improvement Program

2022 *thru* 2031

City of Ramsey, Minnesota

Project #	21-STR-021
Project Name	MSA 142nd Avenue Street Reconstruction

Department	Street Improvements
Contact	
Type	Improvement
Useful Life	60 Years
Category	Street Improvement
Priority	3-Existing Obligation (Med)
Status	Active

Total Cost \$57,808

Description
Reconstruction of MSA Street 142nd Avenue between TH 47 and Xkimo Street.

Justification
In accordandance with the City's Pavement Management Program, each paved street within the City is scheduled to receive preventative maintenance on a regularly scheduled basis including reconstruction at the end of its useful life, which is estimated to b

Expenditures	2022	2023	2024	2025	2026	2027	2028	2029	2030	2031	Total
Improvements Other than Building Cost							57,808				57,808
Total							57,808				57,808

Funding Sources	2022	2023	2024	2025	2026	2027	2028	2029	2030	2031	Total
MSA							52,553				52,553
Storm Water Utility Fund							5,255				5,255
Total							57,808				57,808

Capital Improvement Program

2022 *thru* 2031

City of Ramsey, Minnesota

Project #	21-STR-022
Project Name	2029 MSA Overlays

Department	Street Improvements
Contact	
Type	Improvement
Useful Life	60 Years
Category	Street Improvement
Priority	3-Existing Obligation (Med)
Status	Active

Total Cost \$514,553

Description
Overlying of MSA streets: 166th/167th Avenue (Quartz Street/CSAH 5); Alpine Drive (TH 10/Puma Street)

Justification
In accordandance with the City's Pavement Management Program, each paved street within the City is scheduled to receive preventative maintenance on a regularly scheduled basis including reconstruction at the end of its useful life, which is estimated to b

Expenditures	2022	2023	2024	2025	2026	2027	2028	2029	2030	2031	Total
Improvements Other than Building Cost								514,553			514,553
Total								514,553			514,553

Funding Sources	2022	2023	2024	2025	2026	2027	2028	2029	2030	2031	Total
MSA								467,775			467,775
Storm Water Utility Fund								46,778			46,778
Total								514,553			514,553

Capital Improvement Program

2022 *thru* 2031

City of Ramsey, Minnesota

Project #	21-STR-023
Project Name	2029 Neighborhood Overlays

Department	Street Improvements
Contact	
Type	Improvement
Useful Life	60 Years
Category	Street Improvement
Priority	3-Existing Obligation (Med)
Status	Active

Total Cost \$277,662

Description
Overlaying of streets in the following subdivisons: Brookfield 2nd; Brookfield 2nd/3rd; Brookfield 3rd; Gerberts Addition

Justification
In accordandance with the City's Pavement Management Program, each paved street within the City is scheduled to receive preventative maintenance on a regularly scheduled basis including reconstruction at the end of its useful life, which is estimated to b

Expenditures	2022	2023	2024	2025	2026	2027	2028	2029	2030	2031	Total
Improvements Other than Building Cost								277,662			277,662
Total								277,662			277,662

Funding Sources	2022	2023	2024	2025	2026	2027	2028	2029	2030	2031	Total
Storm Water Utility Fund								25,242			25,242
Pavement Management Fund								252,420			252,420
Total								277,662			277,662

Capital Improvement Program

2022 *thru* 2031

City of Ramsey, Minnesota

Project #	21-STR-024
Project Name	2030 MSA Overlays

Department	Street Improvements
Contact	
Type	Improvement
Useful Life	60 Years
Category	Street Improvement
Priority	3-Existing Obligation (Med)
Status	Active

Total Cost \$48,510

Description
Overlying of the following MSA streets: 161st Avenue (Variolite St/Rhinestone St)

Justification
In accordandance with the City's Pavement Management Program, each paved street within the City is scheduled to receive preventative maintenance on a regularly scheduled basis including reconstruction at the end of its useful life, which is estimated to b

Expenditures	2022	2023	2024	2025	2026	2027	2028	2029	2030	2031	Total
Improvements Other than Building Cost									48,510		48,510
Total									48,510		48,510

Funding Sources	2022	2023	2024	2025	2026	2027	2028	2029	2030	2031	Total
MSA									44,100		44,100
Storm Water Utility Fund									4,410		4,410
Total									48,510		48,510

Capital Improvement Program

2022 *thru* 2031

City of Ramsey, Minnesota

Project #	21-STR-025
Project Name	2030 Neighborhood Overlays

Department	Street Improvements
Contact	
Type	Improvement
Useful Life	60 Years
Category	Street Improvement
Priority	3-Existing Obligation (Med)
Status	Active

Total Cost \$337,260

Description

Overlaying of streets within the following subdivisions: Section 01 Unplatted (Ute Street only); Section 23 Unplatted (Old Hwy 5 only); Section 24 unplatted (2010 construction only); Sweetbay Ridge

Justification

In accordandance with the City's Pavement Management Program, each paved street within the City is scheduled to receive preventative maintenance on a regularly scheduled basis including reconstruction at the end of its useful life, which is estimated to b

Expenditures	2022	2023	2024	2025	2026	2027	2028	2029	2030	2031	Total
Improvements Other than Building Cost									337,260		337,260
Total	<hr/>									337,260	337,260
Funding Sources	2022	2023	2024	2025	2026	2027	2028	2029	2030	2031	Total
Storm Water Utility Fund									30,660		30,660
Pavement Management Fund									306,600		306,600
Total	<hr/>									337,260	337,260

Capital Improvement Program

2022 *thru* 2031

City of Ramsey, Minnesota

Project #	21-STR-026
Project Name	MSA Alpine Drive Street Reconstruction

Department	Street Improvements
Contact	
Type	Improvement
Useful Life	60 Years
Category	Street Improvement
Priority	3-Existing Obligation (Med)
Status	Active

Total Cost \$759,413

Description
Reconstruction of MSA street Alpine Drive between TH 47 and Roanoke Street.

Justification
In accordandance with the City's Pavement Management Program, each paved street within the City is scheduled to receive preventative maintenance on a regularly scheduled basis including reconstruction at the end of its useful life, which is estimated to b

Expenditures	2022	2023	2024	2025	2026	2027	2028	2029	2030	2031	Total
Improvements Other than Building Cost									759,413		759,413
Total									759,413		759,413

Funding Sources	2022	2023	2024	2025	2026	2027	2028	2029	2030	2031	Total
MSA									690,375		690,375
Storm Water Utility Fund									69,038		69,038
Total									759,413		759,413

Capital Improvement Program

2022 *thru* 2031

City of Ramsey, Minnesota

Project #	21-STR-027
Project Name	MSA Sunwood Drive Street Reconstruction

Department	Street Improvements
Contact	
Type	Improvement
Useful Life	60 Years
Category	Street Improvement
Priority	3-Existing Obligation (Med)
Status	Active

Total Cost \$274,313

Description
Reconstruction of MSA street Sunwood Drive between CSAH 5 and Erkium Street.

Justification
In accordandance with the City's Pavement Management Program, each paved street within the City is scheduled to receive preventative maintenance on a regularly scheduled basis including reconstruction at the end of its useful life, which is estimated to b

Expenditures	2022	2023	2024	2025	2026	2027	2028	2029	2030	2031	Total
Improvements Other than Building Cost									274,313		274,313
Total									274,313		274,313

Funding Sources	2022	2023	2024	2025	2026	2027	2028	2029	2030	2031	Total
MSA									249,375		249,375
Storm Water Utility Fund									24,938		24,938
Total									274,313		274,313

Capital Improvement Program

2022 *thru* 2031

City of Ramsey, Minnesota

Project #	22-STR-001
Project Name	Annual MSA Pavement Marking Improvements

Department	Street Improvements
Contact	
Type	Improvement
Useful Life	7 Years
Category	Street Improvement
Priority	1-Existing Obligation (High)
Status	Active

Total Cost \$178,000

Description

This project includes pavement marking on MSA streets at a 7-year cycle. Pavement marking for streets proposed to be Reconstructed or Overlaid are to be part of the Pavement Management Plan and are not included in the pavement marking improvement

Justification

Previously, pavement marking occurred as part of the seal coat program, at a 7-year cycle. Since the seal coat program has been suspended indefinitely, this project places pavement marking in the 7-year cycle, in-between the other triggers for pavement m

Expenditures	2022	2023	2024	2025	2026	2027	2028	2029	2030	2031	Total
Improvements Other than Building Cost	35,000	31,000	28,000	5,000	6,000	14,000	5,000	4,000	26,000	24,000	178,000
Total	35,000	31,000	28,000	5,000	6,000	14,000	5,000	4,000	26,000	24,000	178,000

Funding Sources	2022	2023	2024	2025	2026	2027	2028	2029	2030	2031	Total
MSA	35,000	31,000	28,000	5,000	6,000	14,000	5,000	4,000	26,000	24,000	178,000
Total	35,000	31,000	28,000	5,000	6,000	14,000	5,000	4,000	26,000	24,000	178,000

Capital Improvement Program

2022 *thru* 2031

City of Ramsey, Minnesota

Project #	22-STR-002
Project Name	Sorteberg's Street Reconstruction

Department	Street Improvements
Contact	
Type	Improvement
Useful Life	60 Years
Category	Street Improvement
Priority	3-Existing Obligation (Med)
Status	Active

Total Cost \$184,756

Description
Reconstruction of streets within Sorteberg's subdivision.

Justification
In accordandance with the City's Pavement Management Program, each paved street within the City is scheduled to receive preventative maintenance on a regularly scheduled basis including reconstruction at the end of its useful life, which is estimated to b

Expenditures	2022	2023	2024	2025	2026	2027	2028	2029	2030	2031	Total
Improvements Other than Building Cost				184,756							184,756
Total				184,756							184,756

Funding Sources	2022	2023	2024	2025	2026	2027	2028	2029	2030	2031	Total
Storm Water Utility Fund				16,796							16,796
Pavement Management Fund				167,960							167,960
Total				184,756							184,756

Capital Improvement Program

2022 *thru* 2031

City of Ramsey, Minnesota

Project #	22-STR-003
Project Name	2031 MSA Pavement Overlay Improvements

Department	Street Improvements
Contact	
Type	Improvement
Useful Life	60 Years
Category	Street Improvement
Priority	3-Existing Obligation (Med)
Status	Active

Total Cost \$632,852

Description
Overlying of MSA Streets: Bunker Lake Boulevard (Jackal Street/Armstrong Boulevard) Dysprosium Street (CR 116/Nowthen Boulevard) Alpine Drive (Ramsey Boulevard/Sunfish Lake Boulevard)

Justification
In accordandance with the City's Pavement Management Program, each paved street within the City is scheduled to receive preventative maintenance on a regularly scheduled basis including reconstruction at the end of its useful life, which is estimated to b

Expenditures	2022	2023	2024	2025	2026	2027	2028	2029	2030	2031	Total
Improvements Other than Building Cost										632,852	632,852
Total										632,852	632,852
Funding Sources	2022	2023	2024	2025	2026	2027	2028	2029	2030	2031	Total
MSA										575,320	575,320
Storm Water Utility Fund										57,532	57,532
Total										632,852	632,852

Capital Improvement Program

2022 *thru* 2031

City of Ramsey, Minnesota

Project #	22-STR-004
Project Name	Section 01 Unplatted Street Reconstruction

Department	Street Improvements
Contact	
Type	Improvement
Useful Life	60 Years
Category	Street Improvement
Priority	3-Existing Obligation (Med)
Status	Active

Total Cost \$288,028

Description
Reconstruction of streets within section 01 unplatted subdivision, streets north of CR 27 only.

Justification
In accordandance with the City's Pavement Management Program, each paved street within the City is scheduled to receive preventative maintenance on a regularly scheduled basis including reconstruction at the end of its useful life, which is estimated to b

Expenditures	2022	2023	2024	2025	2026	2027	2028	2029	2030	2031	Total
Improvements Other than Building Cost					288,028						288,028
Total					288,028						288,028

Funding Sources	2022	2023	2024	2025	2026	2027	2028	2029	2030	2031	Total
Storm Water Utility Fund					26,184						26,184
Pavement Management Fund					261,844						261,844
Total					288,028						288,028

Capital Improvement Program

2022 *thru* 2031

City of Ramsey, Minnesota

Project #	22-STR-005
Project Name	2031 Neighborhood Pavement Overlay Impr

Department	Street Improvements
Contact	
Type	Improvement
Useful Life	60 Years
Category	Street Improvement
Priority	3-Existing Obligation (Med)
Status	Active

Total Cost \$647,667

Description
Overlaying of neighborhood streets: Ramsey Town Center; Ramsey Town Center 11th; Shawn Acres; Oak Run, ection 15 unplatted (2011 OL streets only); Stanhope River Hills

Justification
In accordandance with the City's Pavement Management Program, each paved street within the City is scheduled to receive preventative maintenance on a regularly scheduled basis including reconstruction at the end of its useful life, which is estimated to b

Expenditures	2022	2023	2024	2025	2026	2027	2028	2029	2030	2031	Total
Improvements Other than Building Cost										647,667	647,667
Total										647,667	647,667
Funding Sources	2022	2023	2024	2025	2026	2027	2028	2029	2030	2031	Total
Storm Water Utility Fund										58,879	58,879
Pavement Management Fund										588,788	588,788
Total										647,667	647,667

Capital Improvement Program

2022 *thru* 2031

City of Ramsey, Minnesota

Project #	22-STR-006
Project Name	MSA - Alpine Drive Street Reconstruction

Department	Street Improvements
Contact	
Type	Improvement
Useful Life	60 Years
Category	Street Improvement
Priority	3-Existing Obligation (Med)
Status	Active

Total Cost \$397,031

Description
Reconstruction of MSA street Alpine Drive between Variolite Street and Ramsey Boulevard

Justification
In accordandance with the City's Pavement Management Program, each paved street within the City is scheduled to receive preventative maintenance on a regularly scheduled basis including reconstruction at the end of its useful life, which is estimated to b

Expenditures	2022	2023	2024	2025	2026	2027	2028	2029	2030	2031	Total
Improvements Other than Building Cost										397,031	397,031
Total										397,031	397,031

Funding Sources	2022	2023	2024	2025	2026	2027	2028	2029	2030	2031	Total
Storm Water Utility Fund										36,094	36,094
Pavement Management Fund										360,937	360,937
Total										397,031	397,031

Capital Improvement Program

2022 *thru* 2031

City of Ramsey, Minnesota

Project #	22-STR-007
Project Name	Klemish & Klemish & Flores Street Reconstruction

Department	Street Improvements
Contact	
Type	Improvement
Useful Life	60 Years
Category	Street Improvement
Priority	3-Existing Obligation (Med)
Status	Active

Total Cost \$538,374

Description
Reconstruction of the streets within Klemish & Klemish and Flores subdivision.

Justification
In accordandance with the City's Pavement Management Program, each paved street within the City is scheduled to receive preventative maintenance on a regularly scheduled basis including reconstruction at the end of its useful life, which is estimated to b

Expenditures	2022	2023	2024	2025	2026	2027	2028	2029	2030	2031	Total
Improvements Other than Building Cost										538,374	538,374
Total										538,374	538,374

Funding Sources	2022	2023	2024	2025	2026	2027	2028	2029	2030	2031	Total
Storm Water Utility Fund										48,943	48,943
Pavement Management Fund										489,431	489,431
Total										538,374	538,374

Capital Improvement Program

2022 *thru* 2031

City of Ramsey, Minnesota

Project #	22-STR-008
Project Name	Magnesium Street Reconstruction

Department	Street Improvements
Contact	
Type	Improvement
Useful Life	60 Years
Category	Street Improvement
Priority	3-Existing Obligation (Med)
Status	Active

Total Cost \$131,670

Description
Reconstruction of Magnesium Street within the Winemere Woods subdivision

Justification
In accordandance with the City's Pavement Management Program, each paved street within the City is scheduled to receive preventative maintenance on a regularly scheduled basis including reconstruction at the end of its useful life, which is estimated to b

Expenditures	2022	2023	2024	2025	2026	2027	2028	2029	2030	2031	Total
Improvements Other than Building Cost										131,670	131,670
Total										131,670	131,670

Funding Sources	2022	2023	2024	2025	2026	2027	2028	2029	2030	2031	Total
Storm Water Utility Fund										11,970	11,970
Pavement Management Fund										119,700	119,700
Total										131,670	131,670

Capital Improvement Program

2022 *thru* 2031

City of Ramsey, Minnesota

Project #	22-STR-009
Project Name	The North Forty Street Reconstructions

Department	Street Improvements
Contact	
Type	Improvement
Useful Life	60 Years
Category	Street Improvement
Priority	3-Existing Obligation (Med)
Status	Active

Total Cost \$614,460

Description
Reconstruction of streets within the North Forty subdivision

Justification
In accordandance with the City's Pavement Management Program, each paved street within the City is scheduled to receive preventative maintenance on a regularly scheduled basis including reconstruction at the end of its useful life, which is estimated to b

Expenditures	2022	2023	2024	2025	2026	2027	2028	2029	2030	2031	Total
Improvements Other than Building Cost										614,460	614,460
Total										614,460	614,460

Funding Sources	2022	2023	2024	2025	2026	2027	2028	2029	2030	2031	Total
Storm Water Utility Fund										55,860	55,860
Pavement Management Fund										558,600	558,600
Total										614,460	614,460

Capital Improvement Program

2022 *thru* 2031

City of Ramsey, Minnesota

Project #	19-STLT-001
Project Name	Bunker Lake Blvd & Puma Street Lights

Department	Street Light Utility
Contact	
Type	Improvement
Useful Life	20
Category	Street Light Utility Improvement
Priority	2-New Addition (High)
Status	Active

Total Cost \$100,000

Description
Construct minimal street lighting improvements along reconstructed segments of Bunker Lake Boulevard and Puma Street, west of Armstrong Boulevard.

Justification
The new sections of Bunker Lake Boulevard and Puma Street serve Riverstone and Northfork Meadows development residents and the West Business Park businesses. Street lighting improvements will increase safety for the traveling public.

Expenditures	2022	2023	2024	2025	2026	2027	2028	2029	2030	2031	Total
Improvements Other than Building Cost		100,000									100,000
Total		100,000									100,000

Funding Sources	2022	2023	2024	2025	2026	2027	2028	2029	2030	2031	Total
Street Light Utility Fund		100,000									100,000
Total		100,000									100,000

Capital Improvement Program

2022 *thru* 2031

City of Ramsey, Minnesota

Project #	19-STLT-002
Project Name	Riverdale Drive Street Lights

Department	Street Light Utility
Contact	
Type	Improvement
Useful Life	20
Category	Street Light Utility Improvement
Priority	4-New Addition (Med)
Status	Active

Total Cost \$85,000

Description
Construct minimal street lighting improvements along the unlit sections of Riverdale Drive between Ramsey Boulevard & Llama Street.

Justification
Riverdale Drive between Ramsey Boulevard and Llama Street serves as a frontage road to Highway 10. Street lighting improvements will increase safety for the traveling public.

Expenditures	2022	2023	2024	2025	2026	2027	2028	2029	2030	2031	Total
Improvements Other than Building Cost					85,000						85,000
Total					85,000						85,000

Funding Sources	2022	2023	2024	2025	2026	2027	2028	2029	2030	2031	Total
Street Light Utility Fund					85,000						85,000
Total					85,000						85,000

Capital Improvement Program

2022 *thru* 2031

City of Ramsey, Minnesota

Project #	04-WTR-017
Project Name	Water Treatment Facility

Department	Water Utility
Contact	
Type	Buildings
Useful Life	50 Years
Category	Water Utility Improvement
Priority	2-New Addition (High)
Status	Active

Total Cost \$32,000,000

Description
This project anticipates the construction of a 10 MGD ground water treatment plant.

Justification
In the 2012 Bolton & Menk Comprehensive Water System Study a surface water treatment facility was identified as a means of centrally treating the municipal water supply. This was intended to treat raw water from the Mississippi River. After discussions

Expenditures	2022	2023	2024	2025	2026	2027	2028	2029	2030	2031	Total
Building Cost/Construction	32,000,000										32,000,000
Total	32,000,000										32,000,000

Funding Sources	2022	2023	2024	2025	2026	2027	2028	2029	2030	2031	Total
Grants/Outside Sources	2,800,000										2,800,000
Sewer Utility Fund	9,000,000										9,000,000
Water Utility Fund	20,200,000										20,200,000
Total	32,000,000										32,000,000

Capital Improvement Program

2022 *thru* 2031

City of Ramsey, Minnesota

Project #	11-WTR-003
Project Name	Fire Station #1 Extension of Water

Department	Water Utility
Contact	
Type	Improvement
Useful Life	50 Years
Category	Water Utility Improvement
Priority	2-New Addition (High)
Status	Active

Description	Total Cost \$55,000
Extend municipal water from parking lot into Fire Station #1 building.	
Related Project 12-SEW-002 \$60,000	
Total Project Cost \$115,000	

Justification
Treated water is currently at the west end of parking lot on the property. This extension would allow for the installation of a sprinkler system within the building while also improving water quality inside of the building. The current well would be used

Expenditures	2022	2023	2024	2025	2026	2027	2028	2029	2030	2031	Total
Improvements Other than Building Cost	55,000										55,000
Total	55,000										55,000

Funding Sources	2022	2023	2024	2025	2026	2027	2028	2029	2030	2031	Total
Water Utility Fund	55,000										55,000
Total	55,000										55,000

Capital Improvement Program

2022 *thru* 2031

City of Ramsey, Minnesota

Project #	14-WTR-001
Project Name	Refurbish Water Tower #2

Department Water Utility
 Contact Unassigned
 Type Improvement
 Useful Life 15
 Category Water Utility Improvement
 Priority 1-Existing Obligation (High)
 Status Active

Total Cost \$1,020,000

Description
Interior and exterior coatings at water tower #2.

Justification
Ongoing maintenance of interior and exterior coatings on 1.5mg water tower to include inspections. Project will be scheduled after full inspection of tower.

Expenditures	2022	2023	2024	2025	2026	2027	2028	2029	2030	2031	Total
Improvements Other than Building Cost		20,000	1,000,000								1,020,000
Total		20,000	1,000,000								1,020,000

Funding Sources	2022	2023	2024	2025	2026	2027	2028	2029	2030	2031	Total
Water Utility Fund		20,000	1,000,000								1,020,000
Total		20,000	1,000,000								1,020,000

Capital Improvement Program

2022 *thru* 2031

City of Ramsey, Minnesota

Project #	14-WTR-002
Project Name	Refurbish Water Tower #1

Department Water Utility
Contact Unassigned
Type Improvement
Useful Life 15
Category Water Utility Improvement
Priority 1-Existing Obligation (High)
Status Active

Total Cost \$770,000

Description
Interior and exterior coatings at water tower #1.

Justification
Ongoing maintenance of interior and exterior coatings on 0.5mg water tower to include inspections. Project will be scheduled after full inspection of tower.

Expenditures	2022	2023	2024	2025	2026	2027	2028	2029	2030	2031	Total
Improvements Other than Building Cost			20,000	750,000							770,000
Total			20,000	750,000							770,000

Funding Sources	2022	2023	2024	2025	2026	2027	2028	2029	2030	2031	Total
Water Utility Fund			20,000	750,000							770,000
Total			20,000	750,000							770,000

Capital Improvement Program

2022 *thru* 2031

City of Ramsey, Minnesota

Project #	16-WTR-002
Project Name	Construct Well #9 and Pumphouse #5

Department	Water Utility
Contact	
Type	Improvement
Useful Life	50 Years
Category	Water Utility Improvement
Priority	5-Opportunity/Unfunded/Placeholder
Status	Active

Total Cost \$1,650,000

Description
Construct new municipal groundwater supply well with supporting pumphouse. A study will be conducted in 2022 to determine a desirable site - \$50,000 est.

Justification
This project will provide a ninth municipal groundwater well with pumphouse. As the City of Ramsey continues to grow, two additional wells will be needed by 2040.

Expenditures	2022	2023	2024	2025	2026	2027	2028	2029	2030	2031	Total
Improvements Other than Building Cost	50,000			1,600,000							1,650,000
Total	50,000			1,600,000							1,650,000

Funding Sources	2022	2023	2024	2025	2026	2027	2028	2029	2030	2031	Total
Water Utility Fund	50,000			1,600,000							1,650,000
Total	50,000			1,600,000							1,650,000



CASH FLOW PROJECTIONS



Business Revolving Loan Fund

	<u>Actual 2020</u>	<u>Projected 2021</u>	<u>Projected 2022</u>	<u>Projected 2023</u>	<u>Projected 2024</u>	<u>Projected 2025</u>	<u>Projected 2026</u>	<u>Projected 2027</u>	<u>Projected 2028</u>	<u>Projected 2029</u>	<u>Projected 2030</u>	<u>Projected 2031</u>
IND BALANCE, Beginning of Year	250,036	355,077	356,852	358,637	360,430	364,034	367,674	371,351	375,065	378,815	382,604	386,430
:VENUES:												
StoneBrook- Prn	94,640											
StoneBrook- Int	236											
Interest Earnings	10,165	1,775	1,784	1,793	3,604	3,640	3,677	3,714	3,751	3,788	3,826	3,864
Total Revenues	105,041	1,775	1,784	1,793	3,604	3,640	3,677	3,714	3,751	3,788	3,826	3,864
:PENDITURES:												
Total Expenditures	-	-	-	-	-	-	-	-	-	-	-	-
Increase (Decrease) in Cash	105,041	1,775	1,784	1,793	3,604	3,640	3,677	3,714	3,751	3,788	3,826	3,864
IND BALANCE, End of Year	355,077	356,852	358,637	360,430	364,034	367,674	371,351	375,065	378,815	382,604	386,430	390,294

CAPITAL MAINTENANCE FUND - 9810

	<u>Actual 2020</u>	<u>Projected 2021</u>	<u>Projected 2022</u>	<u>Projected 2023</u>	<u>Projected 2024</u>	<u>Projected 2025</u>	<u>Projected 2026</u>	<u>Projected 2027</u>	<u>Projected 2028</u>	<u>Projected 2029</u>	<u>Projected 2030</u>	<u>Projected 2031</u>
FUND BALANCE, Beginning of Year	961,951	1,330,217	1,243,840	1,070,059	975,410	760,164	707,766	654,843	601,392	547,406	492,880	437,808
REVENUES:												
Excess Revenue Transfer (Year End)	412,864	-	-	-	-	-	-	-	-	-	-	-
Interest Earnings	27,851	6,651	6,219	5,350	9,754	7,602	7,078	6,548	6,014	5,474	4,929	4,378
Total Revenues	440,716	6,651	6,219	5,350	9,754	7,602	7,078	6,548	6,014	5,474	4,929	4,378
EXPENDITURES:												
Repair/Replace City Hall Exterior Lighting			40,000									
Central Park Main Parking Lot Reconstruction					150,000							
City Hall Landscaping			15,000									
Reseal Police Department Floor		5,000										
Resurface Fire #1 Apparatus Bay Floor			20,000									
Fire #1 Apparatus Bay Paint			15,000									
Repair/Replace Flat Roof Areas at City Hall			15,000									
Replace City Hall Carpeting			15,000									
Replace bad caulking City Hall				15,000								
Replace Bad Counter tops city hall					15,000							
Sprinkler Fire Station #1				25,000								
Park Trail Patching	60,000	60,000	60,000	60,000	60,000	60,000	60,000	60,000	60,000	60,000	60,000	60,000
Park Maint	12,450	28,028										
Total Expenditures	72,450	93,028	180,000	100,000	225,000	60,000	60,000	60,000	60,000	60,000	60,000	60,000
Increase (Decrease) in Cash	368,266	(86,377)	(173,781)	(94,650)	(215,246)	(52,398)	(52,922)	(53,452)	(53,986)	(54,526)	(55,071)	(55,622)
CASH/FUND BALANCE, End of Year	1,330,217	1,243,840	1,070,059	975,410	760,164	707,766	654,843	601,392	547,406	492,880	437,808	382,186

EQUIPMENT REVOLVING FUND #9234

	Actual <u>2020</u>	Projected <u>2021</u>	Projected <u>2022</u>	Projected <u>2023</u>	Projected <u>2024</u>	Projected <u>2025</u>	Projected <u>2026</u>	Projected <u>2027</u>	Projected <u>2028</u>	Projected <u>2029</u>	Projected <u>2030</u>	Projected <u>2031</u>
FUND BALANCE, Beginning of Year	757,307	752,437	530,357	21,008	21,113	21,324	21,538	21,753	21,971	22,190	22,412	22,636
REVENUES:												
Transfers from General Fund:												
Excess Revenue	412,864	-	-	-	-	-	-	-	-	-	-	-
QCTV Funds	47,000	20,000										
Interest Earnings	23,313	3,762	2,652	105	211	213	215	218	220	222	224	226
Total Revenues	483,177	23,762	2,652	105	211	213	215	218	220	222	224	226
EXPENDITURES:												
Capital Outlay:												
General Government	436,294	143,200	512,000									
Fire Generator		23,025										
Fire Truck from 2020		54,374										
Server costs remaining from 201	20,353											
Improvements with qctv funds	31,401	25,243										
Total Expenditures	488,047	245,842	512,000	-	-	-	-	-	-	-	-	-
Increase (Decrease) in Cash	(4,870)	(222,080)	(509,348)	105	211	213	215	218	220	222	224	226
Reserved for QCTV Funding Purcha	54,142	48,899	48,899									
FUND BALANCE, End of Year	752,437	530,357	21,008	21,113	21,324	21,538	21,753	21,971	22,190	22,412	22,636	22,863

FACILITY FUND #9412

	<u>Actual 2020</u>	<u>Projected 2021</u>	<u>Projected 2022</u>	<u>Projected 2023</u>	<u>Projected 2024</u>	<u>Projected 2025</u>	<u>Projected 2026</u>	<u>Projected 2027</u>	<u>Projected 2028</u>	<u>Projected 2029</u>	<u>Projected 2030</u>	<u>Projected 2031</u>
FUND BALANCE, Beginning of Year	1,654,885	838,246	750,438	714,190	717,761	724,938	732,188	739,510	746,905	754,374	761,918	769,537
REVENUES:												
Excess Revenue Transfer (Year End Municipal Center Land Sale)	137,621	-	-	-	-	-	-	-	-	-	-	-
Interest Earnings	45,740	4,191	3,752	3,571	7,178	7,249	7,322	7,395	7,469	7,544	7,619	7,695
Total Revenues	183,362	4,191	3,752	3,571	7,178	7,249	7,322	7,395	7,469	7,544	7,619	7,695
EXPENDITURES:												
PW Campus	1,000,000											
Fire Station #1 Storage Building			20,000									
Fire Station Carpeting & Panels			20,000									
Fire Station #1 Parking Lot-on 7-20-21 PW		92,000										
City Signs-Cor & ramsey Blvd												
Old Town Hall Reroof												
Total Expenditures	1,000,000	92,000	40,000	-	-	-	-	-	-	-	-	-
Increase (Decrease) in Cash	(816,638)	(87,809)	(36,248)	3,571	7,178	7,249	7,322	7,395	7,469	7,544	7,619	7,695
CASH BALANCE, End of Year	838,246	750,438	714,190	717,761	724,938	732,188	739,510	746,905	754,374	761,918	769,537	777,232
PW Loan Balance	334,523	296,713	258,148	218,811	178,687	137,761	96,016	53,436				
FUND BALANCE, End of Year	503,723	453,725	456,042	498,950	546,251	594,427	643,494	693,469	754,374	761,918	769,537	777,232

FLEET VEHICLE FUND - 0297

	<u>Actual 2020</u>	<u>Projected 2021</u>	<u>Projected 2022</u>	<u>Projected 2023</u>	<u>Projected 2024</u>	<u>Projected 2025</u>	<u>Projected 2026</u>	<u>Projected 2027</u>	<u>Projected 2028</u>	<u>Projected 2029</u>	<u>Projected 2030</u>	<u>Projected 2031</u>
FUND BALANCE, Beginning of Year	81,769	84,141	127,674	103,874	79,874	79,874	19,874	19,874	19,874	19,874	19,874	19,874
REVENUES:												
Sale of Vehicles-Auction	2,372	43,533										
Total Revenues	2,372	43,533	-	-	-	-	-	-	-	-	-	-
EXPENDITURES:												
Replace 2005 Ford Taurus #403												
Replace 2006 Ford Taurus #404												
Replace 2006 Ford Taurus #405												
Replace 2006 Impala #407				24,000								
Replace 2008 Ford Expedition #564						60,000						
Ford Explorer Hybrid (\$38K total cost)			23,800									
Total Expenditures	-	-	23,800	24,000	-	60,000	-	-	-	-	-	-
Increase (Decrease) in Cash	2,372	43,533	(23,800)	(24,000)	-	(60,000)	-	-	-	-	-	-
CASH/FUND BALANCE, End of Year	84,141	127,674	103,874	79,874	79,874	19,874	19,874	19,874	19,874	19,874	19,874	19,874

Landfill Trust Fund #9803

Cash Balance	Actual 2020	Projected 2021	Projected 2022	Projected 2023	Projected 2024	Projected 2025	Projected 2026	Projected 2027	Projected 2028	Projected 2029	Projected 2030	Projected 2031
Beginning Balance	2,200,312	1,063,780	63,226	226	226	226	226	226	226	226	226	226
Interest Earnings	63,468	7,446	-	-	-	-	-	-	-	-	-	-
Total Revenues	63,468	7,446	-	-	-	-	-	-	-	-	-	-
Public Works Campus	(1,200,000)											
Capital Equipment		(1,000,000)	(63,000)									
Dog Park Shelter-Alpine Park		(8,000)										
Total Expenditures	(1,200,000)	(1,008,000)	(63,000)	-	-	-	-	-	-	-	-	-
Increase (decrease) in cash	(1,136,532)	(1,000,554)	(63,000)	-	-	-	-	-	-	-	-	-
FUND BALANCE, End of Year	1,063,780	-	63,226	-	226	-	226	-	226	226	226	226

LANDFILL TRUST FUND:

Landfill Sale in 1984 was for \$1,580,770

LAWFUL GAMBLING FUND #270

	<u>Actual 2020</u>	<u>Projected 2021</u>	<u>Projected 2022</u>	<u>Projected 2023</u>	<u>Projected 2024</u>	<u>Projected 2025</u>	<u>Projected 2026</u>	<u>Projected 2027</u>	<u>Projected 2028</u>	<u>Projected 2029</u>	<u>Projected 2030</u>	<u>Projected 2031</u>
FUND BALANCE, Beginning of Y	332,098	322,320	419,781	376,880	453,765	533,302	613,635	694,772	626,719	707,986	790,066	872,967
REVENUES:												
Required Contributions:												
Anoka Area Ice Arena Ass	16,056	26,000	20,000	20,000	20,000	20,000	20,000	20,000	20,000	20,000	20,000	20,000
ARAA	6,127	14,000	10,000	10,000	10,000	10,000	10,000	10,000	10,000	10,000	10,000	10,000
Climb Theatre	11,394	-	-	-	-	-	-	-	-	-	-	-
Ramsey Lions Club	34,971	90,000	60,000	60,000	60,000	60,000	60,000	60,000	60,000	60,000	60,000	60,000
Interest Earnings	9,388	1,612	2,099	1,884	4,538	5,333	6,136	6,948	6,267	7,080	7,901	8,730
Total Revenues	77,937	131,612	92,099	211,884	214,538	215,333	216,136	216,948	216,267	217,080	217,901	218,730
EXPENDITURES:												
Park Improvement Program												
Ford Brook Playground Eq	52,565											
Field Lighting Central Park								150,000				
Playground Replacement Program			100,000	100,000	100,000	100,000	100,000	100,000	100,000	100,000	100,000	100,000
Draw Park Concerts in the F	15,150	14,150	15,000	15,000	15,000	15,000	15,000	15,000	15,000	15,000	15,000	15,000
Alexandra House	5,000	5,000	5,000	5,000	5,000	5,000	5,000	5,000	5,000	5,000	5,000	5,000
Youth First	15,000	15,000	15,000	15,000	15,000	15,000	15,000	15,000	15,000	15,000	15,000	15,000
Total Expenditures	87,715	34,150	135,000	135,000	135,000	135,000	135,000	285,000	135,000	135,000	135,000	135,000
Increase (Decrease) in Cash	(9,778)	97,462	(42,901)	76,884	79,538	80,333	81,136	(68,052)	81,267	82,080	82,901	83,730
FUND BALANCE, End of Year	322,320	419,781	376,880	453,765	533,302	613,635	694,772	626,719	707,986	790,066	872,967	956,697

MSA Fund

	Actual 2020	Projected 2021	Projected 2022	Projected 2023	Projected 2024	Projected 2025	Projected 2026	Projected 2027	Projected 2028	Projected 2029	Projected 2030	Projected 2031
Beginning Balance	3,646,836	3,358,900	3,163,198	3,895,914	3,551,922	2,496,628	2,680,205	3,871,636	3,871,636	4,267,430	3,371,028	4,035,099
Revenues												
Current Year Allocation (Held at State)	1,513,183	1,375,886	1,382,765	1,389,679	1,396,628	1,403,611	1,410,629	1,417,682	1,424,770	1,431,894	1,439,054	1,446,249
TIF Transfer for Variolite St	200,000											
Riverdale Reim from metro municipal agreement												
Interest Earnings	74,780	16,795	15,816	19,480	35,519	24,966	26,802	38,716	42,674	33,710	40,351	32,003
Total Revenue	5,434,800	4,751,581	4,561,780	5,305,072	4,984,069	3,925,205	4,117,636	5,328,035	5,339,081	5,733,034	4,850,433	5,513,351
Expenditures												
MSA Maintenance (Received from State Held Allocation)	(150,000)	(180,000)	(200,000)	(210,000)	(210,000)	(240,000)	(240,000)	(270,000)	(270,000)	(300,000)	(300,000)	(300,000)
CIP Projects												
Armstrong/Bunker Bonding -Paid off early					(200,000)							
Mill & Overlay: Alpine Drive: Puma St to Armstrong									(811,000)			
MSA Overlays: 2028 See listing in CIP												
MSA Overlays: 2021 See listing in CIP		(190,228)										
MSA Overlays: 2022 See listing in CIP			(63,125)									
MSA Overlays: 2023 See listing in CIP				(155,550)								
167th Avenue Street Recon				(1,356,600)								
Waco to Sunwood Dr Rec			(124,735)									
MSA overlays: 2024 See Listing in CIP					(234,840)							
MSA overlays: 2027 See Listing in CIP								(441,105)				
MSA overlays: 2028 See Listing in CIP									(829,500)			
MSA overlays: 2029 See Listing in CIP										(467,775)		
MSA overlays: 2030 See Listing in CIP											(44,100)	
MSA overlays: 2031 See Listing in CIP											(44,100)	(575,320)
Alpine Drive (TH 47 & Roanoke) Street Recon											(690,375)	
Alpine Drive (Variolite & Ramsey Blvd) Street Recon												(360,937)
161st Avenue Recon					(499,035)							
Sunwood Drive Street Recon			(243,006)								(249,375)	
Juniper Ridge between 156th & Roanoke Street Recon								(335,500)				
142nd Ave Street Recon									(52,553)			
Hwy 10 & BNSF RR Grade Separation at Ramsey Blvd					(500,000)	(500,000)						
Hwy 10 & BNSF RR Grade Separation at Sunfish Lake					(500,000)	(500,000)						
Recon Xkimo TH47 to 142nd					(315,566)							
Riverdale Drive Ext Traprock-Armstrong												
Reconstruction of Riverdale Drive	(14,015)	(764,530)										
Reconstruction of Variolite Street (use TIF 8 for \$200,000 if Concrete Repairs	(1,911,885)	(453,624)										
Annual MSA Pavement Marking Improvements			(35,000)	(31,000)	(28,000)	(5,000)	(6,000)	(14,000)	(5,000)	(630,000)	(4,000)	(26,000)
										(4,000)	(26,000)	(24,000)
Sunfish Blvd bond payments (Ends 2019)												
Total Expenditures	(2,075,900)	(1,588,382)	(665,866)	(1,753,150)	(2,487,441)	(1,245,000)	(246,000)	(1,060,605)	(1,968,053)	(1,697,935)	(1,650,110)	(1,556,417)
FUND BALANCE, End of Year	3,358,900	3,163,198	3,895,914	3,551,922	2,496,628	2,680,205	3,871,636	4,267,430	3,371,028	4,035,099	3,200,323	3,956,934

Park Improvement Fund

Parks Supplemental
CIP 2022-2031
Future

	Act	Actual 2020	Projected 2021	Projected 2022	Projected 2023	Projected 2024	Projected 2025	Projected 2026	Projected 2027	Projected 2028	Projected 2029	Projected 2030	Projected 2031	
Beginning Balance		4,682,220	5,124,797	5,937,367	4,457,054	4,439,339	4,223,732	3,880,970	3,723,779	3,631,017	3,807,327	3,985,401	4,165,255	
Projected Revenue														
Park/Trail Dedications (Averaged Ehlers Study for 2017-2021)		369,200	696,544	145,000	145,000	145,000	145,000	145,000	145,000	145,000	145,000	145,000	145,000	
Donations		-	-	-	-	-	-	-	-	-	-	-	-	
MRT reim0-Anoka			126,820											
Interest Earnings		106,160	25,624	29,687	22,285	44,393	42,237	38,810	37,238	36,310	38,073	39,854	41,653	
TOTAL REVENUE		475,360	848,988	174,687	167,285	189,393	187,237	183,810	182,238	181,310	183,073	184,854	186,653	
CIP Projects														
Alpaca Estates Outlet								(35,000)						
Amphitheater Lighting				(40,000)										
Aeration for Sunfish Lake & The Draw				(40,000)										
Alpine Park Dugout/Shed														
Alpine Park Winter Facilities (Future)														\$ (2,500,000)
Central Park Parking Lot (authorized 10-11-16)														
Central Park Land - Additional									(250,000)					
Central Park Parking Lot						(150,000)								
Disc Golf Course						(50,000)								
Central Park Dugouts														
Draw Park				(1,200,000)										
Grading & Drainage Plan COR Parks Bolton & Menk														
Elmcrest Creek Trail (Future)2027														\$ (800,000)
Elmcrest Park Entrance				(80,000)										
Emerald Pond Pergola														
Elm Crest Cameras														
Irrigation Titterrud Park								(76,000)						
Lake Itasca Park Parking, Trail & Canoe System														\$ (250,000)
Lake Ramsey Park (Future)														\$ (6,300,000)
Landscape Improvements for Parks			(19,479)	(5,000)	(5,000)	(5,000)	(5,000)	(5,000)	(5,000)	(5,000)	(5,000)	(5,000)	(5,000)	
Mississippi River Park Development (Future)														\$ (750,000)
Mississippi Skyway														\$ (5,600,000)
Municipal Plaza (Future)														\$ (3,700,000)
Northfork Trail Connection				(150,000)										
Observation Boardwalk - Lake Itasca				(60,000)										
Observation Deck-Mississippi					(100,000)									
Off Leash Area								(25,000)						
Pickleball Court			(16,939)											
Ramsey Plaza Dirt level		(32,783)												
Rabbit Park Phase II							(125,000)							
River's Bend South Shelter Replacement				(50,000)										
Riversbluff Outlaws A Acquisition									(20,000)					
Sixth Community Park (Future)2027														\$ (3,000,000)
Sunfish Lake Phase 2 Parking Lot														
Mississippi River Trail-City Portion - PHASE II														
Mississippi River Trail -Federal] _WEST SECTION(PHASE III)														
Mississippi River Trail - Non Grant Funded (PHASE III)														
Trail Projects				(30,000)	(80,000)	(200,000)	(400,000)	(200,000)						
Trott Brook Trail Corridor (Future)														\$ (4,015,000)
Lake Itasca Park Phase I & II (Future)														\$ (1,200,000)
Lake Itasca/COR Greenway (Future)														\$ (1,900,000)
Total CIP Projects (EXPENDITURES)		(32,783)	(36,418)	(1,655,000)	(185,000)	(405,000)	(530,000)	(341,000)	(275,000)	(5,000)	(5,000)	(5,000)	(5,000)	(30,015,000)
FUND BALANCE, End of Year		5,124,797	5,937,367	4,457,054	4,439,339	4,223,732	3,880,970	3,723,779	3,631,017	3,807,327	3,985,401	4,165,255	4,346,907	

Possible Future Projects-Currently Unfunded or not high priority

Pavement Management Fund-9435	
--------------------------------------	--

	Actual 2020	Projected 2021	Projected 2022	Projected 2023	Projected 2024	Projected 2025	Projected 2026	Projected 2027	Projected 2028	Projected 2029	Projected 2030	Projected 2031
Beginning Balance	814,564	1,504,580	1,582,180	1,159,239	886,606	979,447	907,347	1,019,714	1,043,199	899,737	1,178,190	1,614,009
Special Assessments	15,239	5,406	-	-	-	-	-	-	-	-	-	-
Franchise Fees - Est	423,045	2,071,456	-	-	-	-	-	-	-	-	-	-
Property Tax Levy			1,606,298	1,753,541	1,841,220	1,933,279	2,029,945	2,131,441	2,238,014	2,349,913	2,467,410	2,590,781
Misc Rev.												
Bid Plans												
Transfers In:												
TIF												
From General Fund	260,752	300,000										
Sealcoating Fund Closed												
Interest Earnings	25,158	7,523	7,911	5,796	8,866	9,794	9,073	10,197	10,432	8,997	11,782	16,140
Total Revenues	724,194	2,384,384	1,614,209	1,759,337	1,850,086	1,943,073	2,039,018	2,141,638	2,248,446	2,358,910	2,479,192	2,606,921
Road Improvements:												
2019 Projects	(24,164)											
2020 Projects (Proj Canceled)	(10,014)											
Pavement Management Projects		(2,295,029)	(1,961,420)	(1,972,680)	(1,697,955)	(1,955,884)	(1,876,482)	(2,079,189)	(2,359,875)	(2,071,545)	(2,043,373)	(1,756,519)
Special Assessment Rebate		(8,027)	(59,290)	(59,290)	(59,290)	(59,290)	(50,169)	(38,964)	(32,033)	(8,913)		
Double Meter Rebate		(821)	(16,440)									
GPR Pavement Eval		(2,908)										
Total Expenditures	(34,178)	(2,306,784)	(2,037,150)	(2,031,970)	(1,757,245)	(2,015,174)	(1,926,651)	(2,118,153)	(2,391,908)	(2,080,458)	(2,043,373)	(1,756,519)
Increase (decrease) in Cash	690,016	77,600	(422,941)	(272,633)	92,841	(72,101)	112,367	23,485	(143,462)	278,452	435,819	850,402
FUND BALANCE, End of Year	1,504,580	1,582,180	1,159,239	886,606	979,447	907,347	1,019,714	1,043,199	899,737	1,178,190	1,614,009	2,464,411

PUBLIC IMPROVEMENT REVOLVING [PIR] FUND #9400

	Actual 2020	Projected 2021	Projected 2022	Projected 2023	Projected 2024	Projected 2025	Projected 2026	Projected 2027	Projected 2028	Projected 2029	Projected 2030	Projected 2031
FUND BALANCE - Beginning of Year	4,122,870	4,758,504	4,882,507	4,576,896	4,418,781	3,281,968	2,094,288	1,703,231	1,489,263	1,273,156	1,054,888	834,436
REVENUES:												
Special Assessments (P&I) & Payoffs	79,452	578,945										
Close fund 9496	310,510											
General Fund -30% transfer (exces:	412,864	-	-	-	-	-	-	-	-	-	-	-
TIF 8 Reimbursement interfund Lo:	114,901	100,006										
Interest Earnings	138,395	23,793	24,413	22,884	44,188	32,820	20,943	17,032	14,893	12,732	10,549	8,344
Total Revenues	1,056,122	702,744	24,413	22,884	44,188	32,820	20,943	17,032	14,893	12,732	10,549	8,344
EXPENDITURES:												
COR Pavement Striping												
Tinklenburg Hwy 10 Funding	45,600	42,000										
Hwy 47 Transportation Study			30,000									
Business Park 95 Cul-De-Sac		139,354										
CSAH 116 & TH 47 Intersection Improvements			39,023									
County 5 Transportation Study			50,000									
County 83 Transportation Study			35,000									
Road Funding Study - WSB up to \$40,000												
Hwy 10 road impr												
Hwy 10 & BNSF RR Grade Sep at Ramsey Lake Blvd					500,000	500,000						
Hwy 10 & BNSF RR Grade Sep at Sunfish Lake Blvd					500,000	500,000						
County Road 116 Bunker to Armstrong												
Hwy 10 Planning Study with Bolton & I	1,488											
McKinley Street Pavement Ext (From CC Case)		94,172										
2025 Neighborhood Overlays						14,500						
Sidewalk Sections - By Gigi's Salon		12,090										
Sunwood Drive Roundabout Landscaping			20,000									
Sunwood Drive Concrete Repairs		50,000										
Sunwood Drive Striping Improvements												
Tree Preservation-Riverdale (Capstone/Pearson project)-10-		110,125										
Zeolite Trail/Sidewalk							206,000					
50% of annual road debt levy	241,263											
Anoka Cnty S.A. Expenses	7,137	6,000	6,000	6,000	6,000	6,000	6,000	6,000	6,000	6,000	6,000	6,000
Transfers to Other Funds:												
General Fund Transfer To	125,000	125,000	150,000	175,000	175,000	200,000	200,000	225,000	225,000	225,000	225,000	225,000
Total Expenditures	420,488	578,741	330,023	181,000	1,181,000	1,220,500	412,000	231,000	231,000	231,000	231,000	231,000
INCREASE (DECREASE) IN CASH	635,634	124,003	(305,610)	(158,116)	(1,136,812)	(1,187,680)	(391,057)	(213,968)	(216,107)	(218,268)	(220,451)	(222,656)
FUND BALANCE - End of Year	4,758,504	4,882,507	4,576,896	4,418,781	3,281,968	2,094,288	1,703,231	1,489,263	1,273,156	1,054,888	834,436	611,781

Sewer Utility Fund - Working Capital

	Actual 2020	Projected 2021	Projected 2022	Projected 2023	Projected 2024	Projected 2025	Projected 2026	Projected 2027	Projected 2028	Projected 2029	Projected 2030	Projected 2031
New Construction Units	160	160	100	50	50	50	50	25	25	25	25	25
Connection Charge	1,243	1,274	1,306	1,338	1,372	1,406	1,441	1,477	1,514	1,552	1,591	1,631
Beginning Balance	14,454,237	12,290,384	12,953,020	4,653,461	5,207,917	5,559,862	6,035,975	6,393,538	6,669,510	6,811,658	6,451,665	6,410,960
Utility Revenue												
From Utility Billings(sewer study)	1,723,238	1,737,431	1,754,805	1,772,353	1,790,077	1,807,978	1,826,057	1,844,318	1,862,761	1,881,389	1,900,203	1,919,205
Interest Earnings	439,183	61,452	64,765	23,267	52,079	55,599	60,360	63,935	66,695	68,117	64,517	64,110
SAC (1% of SAC Fee to Met Council)	1,500	1,500	1,500	1,500	1,500	1,500	1,500	1,500	1,500	1,500	1,500	1,500
Connection Charges-Trunk (see Construction units & Connection Charge Above)	153,658	144,144	130,565	66,914	68,587	70,302	72,059	36,930	37,854	38,800	39,770	40,764
Operating Expense (Personal Services, Supplies, Other Services & Charges)	(1,211,324)	(1,271,890)	(1,191,195)	(1,274,578)	(1,363,799)	(1,459,265)	(1,561,413)	(1,670,712)	(1,787,662)	(1,912,798)	(2,046,694)	(2,189,963)
CIP Projects-Sewer Utilities												
Utility Truck(s)	(42,025)				(32,500)				(39,000)			
Jetter/Vac Truck										(420,000)		
Mower		(10,000)										
Mobile Generator					(164,000)							
Backhoe (portion of cost)										(17,000)		
Riverdale Drive Sewer Impr												
Replace Pumps at Liftstation #2				(35,000)								
Replace Pumps at Liftstation #4												
Replace Pumps at Liftstation #6	(39,612)											
Variolite Sewer	(452,472)											
Zeolite Sewer							(41,000)					
Public Works Campus	(2,736,000)											
Water Treatment Plant			(9,000,000)									
Fire Station #1 Sanitary Sewer			(60,000)									
Remaining Working Capital Balance	12,290,384	12,953,020	4,653,461	5,207,917	5,559,862	6,035,975	6,393,538	6,669,510	6,811,658	6,451,665	6,410,960	6,246,576

Stormwater Management Fund #292

	<u>Actual 2020</u>	<u>Projected 2021</u>	<u>Projected 2022</u>	<u>Projected 2023</u>	<u>Projected 2024</u>	<u>Projected 2025</u>	<u>Projected 2026</u>	<u>Projected 2027</u>	<u>Projected 2028</u>	<u>Projected 2029</u>	<u>Projected 2030</u>	<u>Projected 2031</u>
Beginning Balance	796,058	802,131	995,038	1,020,013	1,045,113	1,075,564	1,106,320	1,137,383	1,168,757	1,200,444	1,232,449	1,264,773
Developer's Contributions	51,622	163,542	20,000	20,000	20,000	20,000	20,000	20,000	20,000	20,000	20,000	20,000
COR Infiltration Contributions												
Ace												
Ramsey storage												
Rivers Bend Holdings		1,150										
Gigi's Salon		5,204										
Java (O'Reilly's)		6,000										
Garden View		13,000										
Interest Earnings	24,899	4,011	4,975	5,100	10,451	10,756	11,063	11,374	11,688	12,004	12,324	12,648
Total Revenues	76,521	192,907	24,975	25,100	30,451	30,756	31,063	31,374	31,688	32,004	32,324	32,648
CIP Projects-Park Projects												
COR Regional Infiltration Basin	(70,448)											
Total Expenditures	(70,448)	-	-	-	-	-	-	-	-	-	-	-
Increase (decrease) in Cash	6,073	192,907	24,975	25,100	30,451	30,756	31,063	31,374	31,688	32,004	32,324	32,648
FUND BALANCE, End of Year	802,131	995,038	1,020,013	1,045,113	1,075,564	1,106,320	1,137,383	1,168,757	1,200,444	1,232,449	1,264,773	1,297,421

Storm Water Utility Fund #605												
	Actual 2020	Projected 2021	Projected 2022	Projected 2023	Projected 2024	Projected 2025	Projected 2026	Projected 2027	Projected 2028	Projected 2029	Projected 2030	Projected 2031
Working Capital												
Beginning Balance	2,294,130	2,535,093	2,606,607	2,588,110	2,689,982	2,576,211	2,557,948	2,575,925	2,276,110	2,241,196	2,232,165	2,126,375
Utility Revenue	1,280,324	1,204,000	1,204,000	1,216,040	1,228,200	1,240,482	1,252,887	1,265,416	1,278,070	1,290,851	1,303,759	1,316,797
From Utility Billings												
Interest Earnings	81,931	12,675	13,033	12,941	26,900	25,762	25,579	25,759	22,761	22,412	22,322	21,264
Operating Expense												
(Personal Services, Supplies, Other Services & Charges)	(472,331)	(505,394)	(540,772)	(578,626)	(619,130)	(662,469)	(708,841)	(758,460)	(811,553)	(868,361)	(929,147)	(994,187)
CIP Projects-Stormwater Utility												
Street Sweeper					(225,000)	(225,000)						
2022 Bobcat Mini Excavator			(112,321)									
Composite Mats for Mini Excavator			(13,206)									
Water Truck (Share of)							(68,000)					
Annual Drainage Enhancement		(75,000)	(75,000)	(75,000)	(75,000)	(75,000)	(75,000)	(75,000)	(75,000)	(75,000)	(75,000)	(75,000)
COR Regional Infiltration Basin	(148,961)											
CSAH 116 & TH 47 Improvements		(23,480)										
Outlet Control Structure Improvement			(100,000)									
Central Park Parking Lot Recon-Run Off		(75,000)	(75,000)	(75,000)	(50,000)							
River Storm Water Discharge Treatment					(75,000)	(75,000)	(75,000)	(75,000)	(75,000)	(75,000)	(75,000)	(75,000)
Storm Sewer 161st Avenue						(49,904)						
Storm Sewer Autumn Heights			(89,436)									
Storm Sewer Alicia est												
Storm Sewer Alpine Drive												(36,094)
Storm Sewer Barthels Rum River Acres								(74,813)				
Storm Sewer Barthels Rum River Acres 2nd				(158,916)								
Storm Sewer Carol Rose Est											(54,613)	
Storm Sewer Business Park 95		(235,145)										
Storm Sewer Countryside Est (From cc case)										(181,913)		
Storm Sewer Xkimo St					(31,557)							
Storm Sewer Fox Ridge Et 1st & 2nd									(216,458)			
Storm Sewer Ford Brook Est 3rd							(41,895)					
Storm Sewer Halls Dover							(42,446)					
Storm Sewer Alpine Drive											(69,038)	
Storm Sewer Sorteberg 6								(61,845)				
Storm Sewer Klemish & Klemish												(48,943)
Storm Sewer Magnesium												(11,970)
Storm Sewer Nature View											(34,414)	
Storm Sewer North Forty												(55,860)
Storm Sewer Section 07 (Tiger ST)		(32,680)										
Storm Sewer Sunwood Dr Street Recon			(24,301)									(24,938)
Storm Sewer Riverdale Drive		(76,000)										
Storm Sewer 167th Ave				(135,660)								
Storm Sewer-Flintwood Hills							(47,933)					
Storm Sewer-Juniper between 156 & Roanoke								(30,500)				
Storm Sewer 142nd Avenue									(5,255)			
Storm Sewer 2027 MSA Overlay Projects								(44,111)				
Storm Sewer 2028 MSA Overlay Projects									(82,950)			
Storm Sewer 2021 MSA Overlay Projects		(18,500)										
Storm Sewer 2021 Overlay Projects		(53,963)										
Storm Sewer 2022 MSA Overlay Projects			(6,313)									
Storm Sewer 2022 Overlay Projects			(56,712)									
Storm Sewer 2023 MSA Overlay Projects				(15,555)								
Storm Sewer 2023 Overlay Projects				(38,352)								
Storm Sewer 2024 MSA overlay projects					(61,182)							
Storm Sewer 2024 overlay projects						(99,851)						
Storm Sewer 2025 overlay projects							(29,190)					
Storm Sewer 2026 overlay projects								(71,261)				
Storm Sewer 2027 overlay projects									(19,530)			
Storm Sewer 2028 overlay projects										(46,778)		
Storm Sewer 2029 MSA overlay projects										(25,242)		
Storm Sewer 2029 Overlay Projects											(4,410)	
Storm Sewer 2030 MSA Overlay Projects											(30,660)	
Storm Sewer 2030 Overlay Projects												(57,532)
Storm Sewer 2031 MSA Overlay Projects												(58,879)
Storm Sewer 2031 Overlay Projects												
Storm Sewer Alpine Drive					(23,484)							
Storm Sewer Rodeo Hills/Valley View						(80,392)						
Storm Sewer Section 01 unplateed Recon							(26,184)					
Storm Sewer Sorteberg's street recon						(16,796)						
Storm Sewer Whispering Pine Est Plat 3					(108,614)							
Storm Sewer Windsorwood											(49,489)	
Storm Sewer Waco St			(12,474)									
Storm Sewer for Wood Pond Hills			(49,995)									
Storm Sewer for Zeolite							(96,000)					
Storm Sewer Sports Have Secc 1 Unpl											(35,162)	
Public Works Campus	(500,000)											
Whispering Pines Est Plat 2 Storm												
Storm Water Projects		(50,000)	(50,000)	(50,000)	(50,000)	(50,000)	(50,000)	(50,000)	(50,000)	(50,000)	(50,000)	(50,000)
Storwater Drainage Impr (see project list)			(30,000)					(350,000)				
Remaining Working Capital Balance	2,535,093	2,606,607	2,588,110	2,689,982	2,576,211	2,557,948	2,575,925	2,276,110	2,241,196	2,232,165	2,126,375	2,000,971

Street Light Utility Fund #603 - Working Capital												
	Actual 2020	Projected 2021	Projected 2022	Projected 2023	Projected 2024	Projected 2025	Projected 2026	Projected 2027	Projected 2028	Projected 2029	Projected 2030	Projected 2031
Beginning Balance	1,345,435	1,201,071	1,266,952	1,328,402	1,285,258	1,343,275	1,396,671	1,314,245	1,356,477	1,393,448	1,424,936	1,450,709
Utility Revenue From Utility Billings	233,522	233,522	233,522	233,522	233,522	233,522	233,522	233,522	233,522	233,522	233,522	233,522
Contributions from Developers												
Interest Earnings	41,140	6,005	6,335	6,642	12,853	13,433	13,967	13,142	13,565	13,934	14,249	14,507
Operating Expense (Personal Services, Supplies, Other Services & Charges)	(154,026)	(158,647)	(163,406)	(168,308)	(173,358)	(178,558)	(183,915)	(189,433)	(195,116)	(200,969)	(206,998)	(213,208)
CIP Projects-Street Light Utility												
Bunker Lake Blvd & Puma Lights				(100,000)								
PW Campus	(250,000)											
Riverdale Drive between Ramsey Blvd & Traprock Lights							(85,000)					
Zeolite Street Lights							(46,000)					
Priority/Developer Street Lights	\$ (15,000)	\$ (15,000)	\$ (15,000)	\$ (15,000)	\$ (15,000)	\$ (15,000)	\$ (15,000)	\$ (15,000)	\$ (15,000)	\$ (15,000)	\$ (15,000)	\$ (15,000)
Remaining Working Capital Balance	1,201,071	1,266,952	1,328,402	1,285,258	1,343,275	1,396,671	1,314,245	1,356,477	1,393,448	1,424,936	1,450,709	1,470,530

Water Utility Fund #601												
	Actual 2020	Projected 2021	Projected 2022	Projected 2023	Projected 2024	Projected 2025	Projected 2026	Projected 2027	Projected 2028	Projected 2029	Projected 2030	Projected 2031
Capital Expenses-Equipment												
CIP Projects												
Fire Station #1 Extension of Water			\$ (55,000)									
Public Works Campus	\$ (2,736,000)											
Scada System Software Upgrades												
Backhoe (portion of cost)										(17,000)		
3/4 Ton Truck	\$ (19,376)											
Mower		\$ (10,000)										(20,000)
Utility Truck	\$ (22,649)				(32,500)				(39,000)			
A. Water Supply & Treatment Improvements												
Complete Pump House #3		\$ (150,000)										
Construct Well #9& Pumphouse #5			\$ (50,000)			(1,600,000)						
Well #1 Rehabilitation (Not in CIP Maintenance)		(50,000)	(53,000)	(56,000)	(59,000)	(62,000)	(65,000)	(68,000)	(68,000)	(68,000)	(68,000)	(68,000)
Water Treatment Facility 10 MGD Groundwater		(250,000)	(20,200,000)									
Interest on \$9M debt-20 Year												
Refurbish Water Tower #2				\$ (20,000)	\$ (1,000,000)							
Refurbish Water Tower #1					\$ (20,000)	\$ (750,000)						
Maintain Water Tower #3 (Not in CIP as maintenance)												
Watermain - Alpine Drive					\$ (400,000)							
Watermain - Halls Dover Acres							\$ (250,000)					
Watermain-Variolite	\$ (431,646)											
Watermain - Bunker/Puma (Riverstone Proj)												
Ford Brook Estates Reconstruction												
Riverdale Drive watermain												
Zeolite Street Improvement							\$ (185,000)					
Subtotal - Capital Expenses	\$ (3,209,671)	\$ (460,000)	\$ (20,358,000)	\$ (76,000)	\$ (1,511,500)	\$ (2,412,000)	\$ (500,000)	\$ (68,000)	\$ (107,000)	\$ (85,000)	\$ (68,000)	\$ (88,000)
Operational Expenses												
Operating Expense-Distribution and Administration	\$ (946,696)	\$ (994,031)	\$ (1,063,613)	\$ (1,138,066)	\$ (1,217,730)	\$ (1,302,972)	\$ (1,394,180)	\$ (1,491,772)	\$ (1,676,006)	\$ (1,793,326)	\$ (1,918,859)	\$ (2,053,179)
Operating Expense-Treatment				(882,000)	(943,740)	(1,009,802)	(1,080,488)	(1,156,122)	(1,298,903)	(1,389,826)	(1,487,114)	(1,591,212)
Subtotal-Operating Expense	\$ (946,696)	\$ (994,031)	\$ (1,063,613)	\$ (2,020,066)	\$ (2,161,470)	\$ (2,312,773)	\$ (2,474,668)	\$ (2,647,894)	\$ (2,974,909)	\$ (3,183,153)	\$ (3,405,974)	\$ (3,644,392)
Total Annual Expenses	\$ (4,156,367)	\$ (1,454,031)	\$ (21,421,613)	\$ (2,096,066)	\$ (3,672,970)	\$ (4,724,773)	\$ (2,974,668)	\$ (2,715,894)	\$ (3,081,909)	\$ (3,268,153)	\$ (3,473,974)	\$ (3,732,392)
Water System Revenue												
New Service Connections(From Fiscal Impact Study 10/05 reduced by 2	160	160	100	50	50	50	50	25	25	25	25	25
Water Sales (gallons/year)	1,035,235,611	1,048,693,674	1,062,326,691	1,076,136,938	1,090,126,718	1,104,298,366	1,118,654,245	1,133,196,750	1,162,851,376	1,177,968,443	1,193,282,033	1,208,794,700
Water rates (\$/1000 gal)	\$ 2.74	\$ 2.80	\$ 2.87	\$ 2.95	\$ 3.02	\$ 3.11	\$ 3.20	\$ 3.30	\$ 3.50	\$ 3.61	\$ 3.71	\$ 3.83
Water Availability Charge (WAC) (\$/connection)(l	\$ 1,365	\$ 1,399	\$ 1,434	\$ 1,470	\$ 1,506	\$ 1,544	\$ 1,583	\$ 1,622	\$ 1,663	\$ 1,704	\$ 1,747	\$ 1,790
connection/Trunk Charge (\$/connection)(4.5% after year 2005)	\$ 1,852	\$ 1,898	\$ 1,946	\$ 1,994	\$ 2,044	\$ 2,095	\$ 2,148	\$ 2,201	\$ 2,256	\$ 2,313	\$ 2,371	\$ 2,430
ate Revenue(Water Sales/1000 x Water Rates) + water meters Increase by 2	\$ 2,555,410	\$ 2,619,295	\$ 2,684,778	\$ 2,751,897	\$ 2,820,694	\$ 2,905,315	\$ 2,992,475	\$ 3,082,249	\$ 3,269,958	\$ 3,368,057	\$ 3,469,098	\$ 3,573,171
WAC Revenue(Service Connections x Wac Charge)	\$ 391,699	\$ 223,796	\$ 143,369	\$ 73,477	\$ 75,314	\$ 77,197	\$ 79,127	\$ 40,552	\$ 41,566	\$ 42,605	\$ 43,670	\$ 44,762
Revenue (Service Connections when platted x Connection Charge)												
Interest Earnings	\$ 820,217	\$ 130,487	\$ 138,583	\$ 46,811	\$ 102,395	\$ 96,669	\$ 81,241	\$ 99,486	\$ 87,340	\$ 91,546	\$ 94,505	\$ 96,457
Total System Revenue	\$ 3,767,326	\$ 2,973,579	\$ 2,966,730	\$ 2,872,185	\$ 2,998,403	\$ 3,079,181	\$ 3,152,842	\$ 3,222,288	\$ 3,398,865	\$ 3,502,208	\$ 3,607,274	\$ 3,714,390
Trunk Charges returned for John Peterson's Agreement (thru Dec 2026	\$ (70,000)											
Internal Loan to offset Muni Center Debt beginning year 2009-2029 2% Paid off in 2011												
PW Land/Building-Internal Loan 2009-2028 @2%	\$ 37,068	\$ 37,810	\$ 38,566	\$ 39,337	\$ 40,124	\$ 40,926	\$ 41,745	\$ 41,745	\$ 41,745			
Internal Loan to offset Muni Center Debt beginning year 2011-2030 @	\$ 61,853	\$ 61,853	\$ 61,853	\$ 61,853	\$ 61,853	\$ 61,853	\$ 61,853	\$ 61,853	\$ 61,853	\$ 61,853	\$ 61,853	\$ 61,853
Water Working Capital Balance												
Total Annual Expenses	\$ (4,156,367)	\$ (1,454,031)	\$ (21,421,613)	\$ (2,096,066)	\$ (3,672,970)	\$ (4,724,773)	\$ (2,974,668)	\$ (2,715,894)	\$ (3,081,909)	\$ (3,268,153)	\$ (3,473,974)	\$ (3,732,392)
Total System Revenue	\$ 3,796,247	\$ 3,073,241	\$ 3,067,149	\$ 2,973,375	\$ 3,100,380	\$ 3,181,960	\$ 3,256,440	\$ 3,325,886	\$ 3,502,463	\$ 3,564,061	\$ 3,669,127	\$ 3,714,390
Net Income(Loss)	\$ (360,120)	\$ 1,619,210	\$ (18,354,464)	\$ 877,309	\$ (572,591)	\$ (1,542,814)	\$ 281,772	\$ 609,992	\$ 420,553	\$ 295,908	\$ 195,153	\$ (18,002)
Beginning Water Working Capital Balance	\$ 26,457,523	\$ 26,097,403	\$ 27,716,613	\$ 9,362,149	\$ 10,239,458	\$ 9,666,867	\$ 9,666,867	\$ 8,124,053	\$ 8,734,045	\$ 9,154,598	\$ 9,450,506	\$ 9,645,660
Ending Water Working Capital Balance	\$ 26,097,403	\$ 27,716,613	\$ 9,362,149	\$ 10,239,458	\$ 9,666,867	\$ 8,124,053	\$ 9,948,639	\$ 8,734,045	\$ 9,154,598	\$ 9,450,506	\$ 9,645,660	\$ 9,627,658

TIF Projections District #1-Rivers Bend

Projected Revenue FOR TIF I	In TIF Amended Budget 12/11										
	Decertified Actual 2011	Actual 2012	Actual 2013	Actual 2014	Actual 2015	Actual 2016	Actual 2017	Actual 2018	Actual 2019	Actual 2020	Projected 2021>
District I (2011) Balance	2,122,527	2,785,666	1	402,373	322,713	1,180,519	1,142,575	1,073,522	1,084,888	1,119,223	1,119,223
Revenues											
TIF Increments	844,792										
Trans from TIF 10 Land sales/Orig Land Purchased with TIF 1 Bond (Fund 332)	787,803										
Advancement on F&C 10-year Loan (See \$1,420,000 below)		120,000									
Transfer from TIF 10 for non-increment int attriuted to land sales above	24,713										
Diamond Graphics Land Sale			407,876								
F&C Loan #1 Paid Back 20% of annual cash flows from April 1, 2015-April 1, 2025					1,300,000						
Transfer of Int earnings prior to 1997 to HRA	(263,496)										
Interest Earnings	60,182.23		(3,412.87)	13,112	14,506	10,922	15,369	18,484	37,498	33,686	5,596
Total Revenue	1,453,994	120,000	404,463	13,112	1,314,506	10,922	15,369	18,484	37,498	33,686	5,596
Less:											
Bond Principal (B&A Cyl \$1,035,000) FUND #342	(200,000)										
Bond Interest (B&A Cyl \$1,035,000)	(10,300)										
Interfund Loan F&C (Tif Spending Plan)		(1,420,000)									
Administrative Expenses	(17,497)	(1,217)	(2,091)	(1,473)	(11,520)	(2,620)	(987)	(1,915)	(3,162)	(1,051)	(3,194)
Total Expense	(227,797)	(1,421,217)	(2,091)	(1,473)	(11,520)	(2,620)	(987)	(1,915)	(3,162)	(1,051)	(3,194)
CIP Project Costs:											
Shovel Ready Projects						(46,246)	(83,436)	(5,203)	-	-	(69,797)
Diamond Graphics Land sale from 2013 coded incorrectly funded with non TIF money (PIR & Landfill Trust) that should be reimbursed.					(407,876)						
New Business Park					(37,304)						
Bury Electric Wires -				(91,300)							
Ramp Construction Extension	(563,058)	(244,448)									
County Road 116 Bunker to Armstrong-County pushed out project for 20+ years-had \$1,050,000 budgeted											
Rail Stop ROW		(862,064)									
Pay TIF 10 for Transaction Error by Ehlers (See \$787,803 transfer above, put TIF 10 Neg)		(377,936)									
Total CIP Project Costs	(563,058)	(1,484,448)	-	(91,300)	(445,180)	(46,246)	(83,436)	(5,203)	-	-	(69,797)
Remaining TIF Balance	2,785,666	1	402,373	322,713	1,180,519	1,142,575	1,073,522	1,084,888	1,119,223	1,151,858	1,051,828
(Total Revenue less Total Project Costs)											

TIF Projections District #2 - Gateway											
(2013)	Tif Plan budget amended 12-11			Tif Plan Budget Amended 11-13							
	Actual	Actual	Decertified	Actual	Actual	Actual	Actual	Actual	Actual	Actual	Projected
	2011	2012	Actual	2014	2015	2016	2017	2018	2019	2020	2021>
Revenues											
TIF Increments on agreements	\$ 1,823,891	\$ 1,713,507	\$ 1,557,425	\$ -	\$ (29,155)	\$ -	\$ -	\$ -	\$ -	\$ -	\$ -
Transfer of Int earnings prior to 1997 to HRA	(41,387)			0	0	0	0	0	0	0	0
Easement funds for Business Park 95			10,454	0	0	0	0	0	0	0	0
Interest on F&C Admin Loan (TIF 14 in amount of \$425,845.90) for 2010-2015 int					64,531.94						
Transfer in for F&C Transfer done in previous years-set up as DUE to FROM		217,422									
Interest Earnings(2000 neg int adj for borrowing)	111,750.72	68,211.43	(21,681.33)	84,544	30,911	22,679	33,465	41,585	76,821	67,026	11,133
Total Revenue	<u>\$1,894,255</u>	<u>\$1,999,140</u>	<u>\$1,546,197</u>	<u>\$84,544</u>	<u>\$66,288</u>	<u>\$22,679</u>	<u>\$33,465</u>	<u>\$41,585</u>	<u>\$76,821</u>	<u>\$67,026</u>	<u>\$11,133</u>
Expenses											
Sauter Land Purchase Bond Int (Fund 329 \$1,680,000 Bond-18% of bond)	(608)										
Sauter Land Purchase Bond Prin (Fund 329 \$1,680,000 Bond-18% of bond)	(9,000)										
Parabody Pay-Go(site impr)	(20,264)	(20,264)									
Transfer out per Ehlers for non-increment funds					(10,454)						
Sharp Reimbursement-Sunfish Gateway	(46,875)										
Administrative Expenses	(18,438)	(22,511)	(10,021)	(3,241)	(9,244)	(1,569)	(987)	(1,230)	(946)	(1,011)	(2,090)
Total Expense	<u>(\$95,184)</u>	<u>(\$42,775)</u>	<u>(\$10,021)</u>	<u>(\$3,241)</u>	<u>(\$19,698)</u>	<u>(\$1,569)</u>	<u>(\$987)</u>	<u>(\$1,230)</u>	<u>(\$946)</u>	<u>(\$1,011)</u>	<u>(\$2,090)</u>
AVAILABLE REVENUES	\$1,799,071	\$1,956,365	\$1,536,177	\$81,303	\$46,590	\$21,110	\$32,478	\$40,355	\$75,875	\$66,015	\$9,043
CIP Project Costs:											
Command/National Growth-Minks Property	(25,000)										
142nd Court Street Improvements (B&A Cyl)	(325,000)										
Internal Loan from TIF 14 for Admin Fees F&C project	(126,701)										
TIF amendment recorded incorrectly in prior years											
Parking Ramp Costs		(66,363)					29,155.12				
Sunwood Drive (Use of Excess Funding from Rail Stop See Below)		(500,000)									
RAIL Stop-net of (contingency-\$889,517) (Did not need internal loan received tax funds prior to payment)Final payment 3/19		(2,700,436)							(297,983)		
Zeolite Street Constr											(517,000)
County Road #116 (#47 toDysprosium)	(450,000)										
County Road 116 Bunker to Armstrong-County pushed out project for 20+ years-had \$1,700,000 budgeted											
Sunwood Drive Realignment		(500,000)									
Total CIP Project Costs	<u>(926,701)</u>	<u>(3,766,799)</u>	<u>-</u>	<u>-</u>	<u>-</u>	<u>-</u>	<u>29,155</u>	<u>-</u>	<u>(297,983)</u>	<u>-</u>	<u>(517,000)</u>
(Available Revenue less Total Project Costs)	<u>\$872,370</u>	<u>(\$1,810,434)</u>	<u>\$1,536,177</u>	<u>\$81,303</u>	<u>\$46,590</u>	<u>\$21,110</u>	<u>\$61,633</u>	<u>\$40,355</u>	<u>(\$222,108)</u>	<u>\$66,015</u>	<u>(\$507,957)</u>
Remaining TIF Balance/(Deficit)	\$5,340,965	\$3,530,531	\$5,066,708	\$5,148,011	\$5,194,602	\$5,215,712	\$5,277,345	\$5,317,701	\$5,095,593	\$5,161,608	\$4,587,636
Internal Loans - F&C & TIF 14 Admin Expe		\$ 2,782,605	\$ 2,824,477	\$ 2,869,048	\$ 2,869,048	\$ 2,869,048	\$ 2,869,048	\$ 2,869,048	\$ 2,869,048	\$ 2,869,048	\$ 2,869,048
CASH BALANCE AVAILABLE		\$747,926	\$2,242,231	\$2,278,964	\$2,325,554	\$2,346,664	\$2,408,298	\$2,448,653	\$2,226,545	\$2,292,560	\$1,718,588

**TIF Projections District #8
Maken (2003-2028)**

		Decertify Dec 31, 2021									
Projected Revenue	FOR TIF VIII	Actual 2019	Actual 2020	Projected 2021	Projected 2022	Projected 2023	Projected 2024	Projected 2025	Projected 2026	Projected 2027	Projected 2028
District VIII (2028)											
Balance		906,580	837,836	738,899	759,388	1,058,185	1,358,476	1,667,061	1,978,731	2,293,519	2,611,454
Revenues											
Tax Increment		332,470	209,656	305,000	305,000	305,000	305,000	305,000	305,000	305,000	305,000
Interest Earnings		31,828	24,685	3,694	3,797	5,291	13,585	16,671	19,787	22,935	26,115
Total Revenue		364,298	234,341	308,694	308,797	310,291	318,585	321,671	324,787	327,935	331,115
Less:											
Interfund Loan Prn from 2001 (not booked until 2017)		(102,752)	(103,442)	(100,006)							
Interfund Loan Int (4%)		(12,248)	(11,558)	(4,000)							
W Properties (Land Reimbursement)		(15,899)	(15,900)	(15,899)							
Lundeen Holdings (Phase II Reimbursement)											
Administrative Expenses		(2,143)	(2,379)	(2,300)	(10,000)	(10,000)	(10,000)	(10,000)	(10,000)	(10,000)	(22,103)
Total Expense		<u>(133,042)</u>	<u>(133,279)</u>	<u>(122,205)</u>	<u>(10,000)</u>	<u>(10,000)</u>	<u>(10,000)</u>	<u>(10,000)</u>	<u>(10,000)</u>	<u>(10,000)</u>	<u>(22,103)</u>
CIP Project Costs:											
Road Projects: Riversbend											
Road Projects: Chestnut Ridge, Wood Pond Hills & Hy		(300,000)									
Road Projects: Barthel's Rum River Acres 2nd				(166,000)							
Road Projects: Sunfish Square-Variolite			(200,000)								
Road Projects eligible amount per 1-17-18 Ehlers Email											
Total CIP Project Costs		<u>(300,000)</u>	<u>(200,000)</u>	<u>(166,000)</u>	<u>-</u>	<u>-</u>	<u>-</u>	<u>-</u>	<u>-</u>	<u>-</u>	<u>-</u>
Remaining TIF Balance		837,836	738,899	759,388	1,058,185	1,358,476	1,667,061	1,978,731	2,293,519	2,611,454	2,920,465
(Total Revenue less Total Project Costs)											** This will be sent back to County 12-31-21
Remaining Interfund Loan		203,448	100,006	-							
Fund Balance		634,388	638,893	759,388							

TIF Projections District #9
ACCAP (2004-2029)

Projected Revenue FOR TIF IX District IIX (2029)	Actual 2019	Actual 2020	Projected 2021	Projected 2022	Projected 2023	Projected 2024	Projected 2025	Projected 2026	Projected 2027	Projected 2028	Projected 2029
Balance	164	12,537	28,756	34,500	40,272	46,074	51,904	57,764	84,352	111,074	137,930
Revenues											
Tax Increment	33,885	37,935	28,000	28,000	28,000	28,000	28,000	28,000	28,000	28,000	28,000
Interest Earnings	257	574	144	172	201	230	260	289	422	555	690
Total Revenue	34,142	38,509	28,144	28,172	28,201	28,230	28,260	28,289	28,422	28,555	28,690
Administrative Expenses	(1,068)	(1,590)	(1,700)	(1,700)	(1,700)	(1,700)	(1,700)	(1,700)	(1,700)	(1,700)	(1,700)
Site Improvements(2004-202	(20,700)	(20,700)	(20,700)	(20,700)	(20,700)	(20,700)	(20,700)				
Total Expense	(21,768)	(22,290)	(22,400)	(22,400)	(22,400)	(22,400)	(22,400)	(1,700)	(1,700)	(1,700)	(1,700)
Remaining TIF Balance	12,537	28,756	34,500	40,272	46,074	51,904	57,764	84,352	111,074	137,930	164,919

TIF Projections District #14-COR (2015-2040)

Projected Revenue	FOR TIF XIV	Actual 2020	Projected 2021	Projected 2022	Projected 2023	Projected 2024	Projected 2025	Projected 2026	Projected 2027	Projected 2028	Projected 2029	Projected 2030	Projected 2031
District 14 Balance		(26,245,138)	(25,924,247)	(25,911,878)	(25,732,267)	(25,477,107)	(25,217,668)	(24,960,634)	(24,706,029)	(24,453,879)	(24,204,207)	(23,957,039)	(23,712,399)
Revenues													
TIF Increments-F&C		859,952	694,131	694,131	694,131	694,131	694,131	694,131	694,131	694,131	694,131	694,131	694,131
Other TIF Increments (Alina VA)													
TIF Increments PSD Apartments(2018-2040)													
TIF Increments - Commonbond (2016-2040)													
Aeon Non Refund Earnest Money		30,000											
Interest Earnings		21,710	5,769	5,831	6,729	16,009	18,603	21,174	23,720	26,241	28,738	31,210	33,656
Total Revenue		911,662	699,899	699,961	700,859	710,139	712,734	715,304	717,850	720,372	722,868	725,340	727,786
Expenditures													
F&C TIF (\$3M)		(344,569)	(345,893)	(344,569)	(344,569)	(344,569)	(344,569)	(344,569)	(344,569)	(344,569)	(344,569)	(344,569)	(344,569)
Affinity (2020-2040)		(26,131)	(117,338)	(26,131)	(26,131)	(26,131)	(26,131)	(26,131)	(26,131)	(26,131)	(26,131)	(26,131)	(26,131)
PSD TIF (\$500,000) 8/1/18-2/1/22		(133,413)	(159,300)	(79,650)									
Admin Expenses \$500,000 Interfund Loan Dec 2010 & Fund 9468		(86,658)	(65,000)	(70,000)	(75,000)	(80,000)	(85,000)	(90,000)	(95,000)	(100,000)	(105,000)	(110,000)	(115,000)
City Costs to be reimbursed-From Ehlers 5/14 Study													
Total Expenditures		(590,771)	(687,530)	(520,350)	(445,700)	(450,700)	(455,700)	(460,700)	(465,700)	(470,700)	(475,700)	(480,700)	(485,700)
CIP Project Costs:													
Improvements Sunwood Drive in the COR				(80,000)									
County Road 116 Bunker to Armstrong-County pushed out project for 20+ years-had \$1;													
Total CIP Project Costs		-	-	-	-	-	-	-	-	-	-	-	-
Remaining TIF Balance-Fund Balance		(25,924,247)	(25,911,878)	(25,732,267)	(25,477,107)	(25,217,668)	(24,960,634)	(24,706,029)	(24,453,879)	(24,204,207)	(23,957,039)	(23,712,399)	(23,470,312)
Remaining TIF Balance - Cash Balance		1,153,744	1,166,113	1,345,724	1,600,884	1,860,323	2,117,357	2,371,961	2,624,112	2,873,784	3,120,952	3,365,592	3,607,679

NEED TO DETERMINE WHAT CITY FUNDS NEED TO BE PAID BACK FROM TIF 14

TIF Projections District #15-Life Fitness (2017-2032)

Projected Revenue FOR TIF XV	Actual 2020	Projected 2021	Projected 2022	Projected 2023	Projected 2024	Projected 2025	Projected 2026	Projected 2027	Projected 2028	Projected 2029	Projected 2030	Projected 2031	Projected 2032
District 15 Balance	19,987	20,335	26,417	29,419	97,632	166,675	236,407	306,837	377,972	449,817	522,382	595,671	669,694
Revenues													
TIF Increments-Life Fitness	67,947	70,266	70,266	70,266	70,266	70,266	70,266	70,266	70,266	70,266	70,266	70,266	35,133
Interest Earnings	(337)	102	132	147	976	1,667	2,364	3,068	3,780	4,498	5,224	5,957	6,697
Total Revenue	67,610	70,368	70,398	70,413	71,242	71,933	72,630	73,334	74,046	74,764	75,490	76,223	41,830
Expenditures													
Life Fitness TIF (\$224,000)2/1/17-2/1/22	(65,196)	(62,086)	(65,196)										
Admin Expenses \$19,872.40 Interfund Loan	(2,066)	(2,200)	(2,200)	(2,200)	(2,200)	(2,200)	(2,200)	(2,200)	(2,200)	(2,200)	(2,200)	(2,200)	(2,200)
Total Expenditures	(67,262)	(64,286)	(67,396)	(2,200)	(2,200)	(2,200)	(2,200)	(2,200)	(2,200)	(2,200)	(2,200)	(2,200)	(2,200)
Remaining TIF Balance	20,335	26,417	29,419	97,632	166,675	236,407	306,837	377,972	449,817	522,382	595,671	669,694	709,324

Decertify 12-31-22

TIF Projections District #16-PSD Business Park (2019-2027)


Projected Revenue FOR TIF XVI	Actual 2019	Actual 2020	Projected 2021	Projected 2022	Projected 2023	Projected 2024	Projected 2025	Projected 2026	Projected 2027
District I6									
Balance	(1,006)	3,800	58	(8,730)	(7,948)	(7,162)	(6,408)	(5,646)	(4,877)
Revenues									
TIF Increments-	10,808	25,829	25,443	35,058	35,058	35,058	35,058	35,058	35,058
Interest Earnings	(21)	38	0	(44)	(40)	(72)	(64)	(56)	(49)
Total Revenue	10,787	25,867	25,444	35,014	35,018	34,986	34,994	35,002	35,009
Expenditures									
BLIPII TIF (\$218,000)8/1/	(4,846)	(28,009)	(32,232)	(32,232)	(32,232)	(32,232)	(32,232)	(32,232)	(32,232)
Admin Expenses	(1,135)	(1,600)	(2,000)	(2,000)	(2,000)	(2,000)	(2,000)	(2,000)	(2,000)
Total Expenditures	(5,982)	(29,609)	(34,232) -	(34,232) -	(34,232) -	(34,232) -	(34,232) -	(34,232) -	(34,232) -
Remaining TIF Balance	3,800	58	(8,730)	(7,948)	(7,162)	(6,408)	(5,646)	(4,877)	(4,100)

TIF Projections District #17-Delta Mod (2019-2030)

Projected Revenue FOR TIF XVII	Actual 2019	Actual 2020	Projected 2021	Projected 2022	Projected 2023	Projected 2024	Projected 2025	Projected 2026	Projected 2027	Projected 2028	Projected 2029	Projected 2030
District I7 Balance	-	80	(4,827)	(5,249)	(3,995)	(2,729)	(1,450)	(159)	1,146	2,463	3,794	5,138
Revenues												
TIF Increments-	-	-	3,016	35,058	35,058	35,058	35,058	35,058	35,058	35,058	35,058	35,058
Interest Earnings	80	791	(48)	(52)	(40)	(27)	(15)	(2)	11	25	38	51
Total Revenue	80	791	2,968	35,006	35,018	35,031	35,043	35,056	35,069	35,083	35,096	35,109
Expenditures												
Delta Mod TIF Note	-	-	(1,357)	(31,552)	(31,552)	(31,552)	(31,552)	(31,552)	(31,552)	(31,552)	(31,552)	(31,552)
Admin Expenses	-	(5,698)	(2,032)	(2,200)	(2,200)	(2,200)	(2,200)	(2,200)	(2,200)	(2,200)	(2,200)	(2,200)
Total Expenditures	-	(5,698)	(3,389)	(33,752)	(33,752)	(33,752)	(33,752)	(33,752)	(33,752)	(33,752)	(33,752)	(33,752)
Remaining TIF Balance	80	(4,827)	(5,249)	(3,995)	(2,729)	(1,450)	(159)	1,146	2,463	3,794	5,138	6,495

TIF Projections District #18-Oppidan (2021-2031)


Projected Revenue	Projected	Projected	Projected	Projected	Projected	Projected	Projected	Projected	Projected	Projected	Projected
FOR TIF XVIII	2021	2022	2023	2024	2025	2026	2027	2028	2029	2030	2031
District 18											
Balance	-		(2,233)	8,724	121,709	201,750	241,926	283,816	327,477	372,969	420,351
Revenues											
TIF Increments-	-	-	23,872	228,140	332,326	343,290	354,583	366,215	378,196	390,536	403,247
Interest Earnings	(100)	(33)	(11)	44	1,217	2,018	2,419	2,838	3,275	3,730	4,204
Total Revenue	(100)	(33)	23,861	228,184	333,543	345,308	357,002	369,053	381,471	394,266	407,451
Expenditures											
Oppidan TIF Note	-	-	(10,704)	(112,998)	(251,302)	(302,932)	(312,912)	(323,192)	(333,779)	(344,684)	(355,917)
Admin Expenses	(6,551)	(2,200)	(2,200)	(2,200)	(2,200)	(2,200)	(2,200)	(2,200)	(2,200)	(2,200)	(2,200)
Total Expenditures	- (6,551)	- (2,200)	- (12,904)	- (115,198)	- (253,502)	- (305,132)	- (315,112)	- (325,392)	- (335,979)	- (346,884)	- (358,117)
Remaining TIF Balance	(6,651)	(2,233)	8,724	121,709	201,750	241,926	283,816	327,477	372,969	420,351	469,684




SUPPLEMENTAL FUTURE CONSIDERATION PROJECTS

CITY OF RAMSEY CAPITAL IMPROVEMENT PROGRAM 2022-2031

The Capital Improvement Program document is a planning tool maintained by the city to identify future projects, related expenditures, and funding sources. All projects designated in the Capital Improvement Program are contingent upon availability of resources during the planned year. The total expenditure of projects includes city-funded sources as well as other resources such as grants, fees, bonding, etc.






THIS PAGE INTENTIONALLY BLANK

Park and Trail Capital Improvements – Future Projects



The following are park, trail and park acquisition projects that have been identified by the Park and Recreation Commission as proposed, needed improvements into the future – but do not have identified funding at the time of the 10-Year Park's CIP adoption. In other instances they are predicated on land development or future demand.

The proposed improvements are assigned to category Priority #5 which is known as Opportunity Driven/Unfunded/Placeholder. All projects are given a number 5 Priority, as the projects are currently unfunded.




THIS PAGE INTENTIONALLY BLANK

City of Ramsey, Minnesota
Capital Improvement Program

2022 thru 2031

PROJECTS BY DEPARTMENT

Department	#	Priority	2022	2023	2024	2025	2026	2027	2028	2029	2030	2031	Total
Park Improvements													
Elimcrest Creek Trail to Central Park	5	04-PARK-002							800,000				800,000
Lake Itasca Community Park	5	04-PARK-007			1,200,000								1,200,000
Trott Brook Greenway Trail	5	04-PARK-014				4,015,000							4,015,000
Mississippi River Park Development-Bridge location	5	06-PARK-016						750,000					750,000
Municipal Plaza	5	07-PARK-001	100,000	3,600,000									3,700,000
The Waterfront	5	08-PARK-004		6,300,000									6,300,000
Central Anoka County Regional Trail Bridge over 10	5	08-PARK-008			5,600,000								5,600,000
Alpine Park Winter Facilities	5	11-PARK-003				2,500,000							2,500,000
Lake Itasca / COR Greenway	5	17-PARK-008						1,900,000					1,900,000
Lake Itasca Park - Parking, Trail & Canoe System	5	18-PARK-004		250,000									250,000
Park Improvements Total			100,000	10,150,000	1,200,000	5,600,000	6,515,000	2,650,000	800,000				27,015,000
Site Acquisitions													
Sixth Community Park (north central Ramsey)	5	06-ACC-001							3,000,000				3,000,000
Site Acquisitions Total									3,000,000				3,000,000
GRAND TOTAL			100,000	10,150,000	1,200,000	5,600,000	6,515,000	2,650,000	3,800,000				30,015,000



THIS PAGE INTENTIONALLY BLANK

City of Ramsey, Minnesota
Capital Improvement Program

Data in Year 2022 and 2031

PROJECTS BY YEAR & PRIORITY

Project Name	Department	Project #	Priority	Project Cost
2022				
<i>Priority 5-Opportunity/Unfunded/Placeholder</i>				
Municipal Plaza	Park Improvements	07-PARK-001	5	100,000
			<i>Total for: Priority 5</i>	100,000
Total for 2022				100,000
2023				
<i>Priority 5-Opportunity/Unfunded/Placeholder</i>				
Municipal Plaza	Park Improvements	07-PARK-001	5	3,600,000
The Waterfront	Park Improvements	08-PARK-004	5	6,300,000
Lake Itasca Park - Parking, Trail & Canoe System	Park Improvements	18-PARK-004	5	250,000
			<i>Total for: Priority 5</i>	10,150,000
Total for 2023				10,150,000
2024				
<i>Priority 5-Opportunity/Unfunded/Placeholder</i>				
Lake Itasca Community Park	Park Improvements	04-PARK-007	5	1,200,000
			<i>Total for: Priority 5</i>	1,200,000
Total for 2024				1,200,000
2025				
<i>Priority 5-Opportunity/Unfunded/Placeholder</i>				
Central Anoka County Regional Trail Bridge over 10	Park Improvements	08-PARK-008	5	5,600,000
			<i>Total for: Priority 5</i>	5,600,000
Total for 2025				5,600,000
2026				
<i>Priority 5-Opportunity/Unfunded/Placeholder</i>				
Trott Brook Greenway Trail	Park Improvements	04-PARK-014	5	4,015,000
Alpine Park Winter Facilities	Park Improvements	11-PARK-003	5	2,500,000
			<i>Total for: Priority 5</i>	6,515,000
Total for 2026				6,515,000
2027				
<i>Priority 5-Opportunity/Unfunded/Placeholder</i>				
Mississippi River Park Development-Bridge location	Park Improvements	06-PARK-016	5	750,000
Lake Itasca / COR Greenway	Park Improvements	17-PARK-008	5	1,900,000
			<i>Total for: Priority 5</i>	2,650,000

Project Name	Department	Project #	Priority	Project Cost
Total for 2027				2,650,000
2028				
<i>Priority 5-Opportunity/Unfunded/Placeholder</i>				
Elmcrest Creek Trail to Central Park	Park Improvements	04-PARK-002	5	800,000
Sixth Community Park (north central Ramsey)	Site Acquisitions	06-ACQ-001	5	3,000,000
<i>Total for: Priority 5</i>				3,800,000
Total for 2028				3,800,000
GRAND TOTAL				30,015,000

**Capital Improvement Program
City of Ramsey, Minnesota**

2022 thru 2031

Department Park Improvements
 Contact Unassigned
 Type Improvement
 Useful Life 50 Years
 Category Park Improvement
 Priority 5-Opportunity/Unfunded/Placeholder
 Status Future Consideration

Project # 04-PARK-002
 Project Name Elmcreek Trail to Central Park

Total Cost \$800,000

Description
 This trail would link Elmcreek Park to Central Park, the neighborhoods in between, and provide off-roadway trail experience within central Ramsey.

Justification
 Connecting the two community parks would reduce the need to replicate some facilities in both locations. The construction of the trail may coincide at such time as residents may subdivide their lots east of Ramsey Blvd, along the county ditch.

Expenditures	2022	2023	2024	2025	2026	2027	2028	2029	2030	2031	Total
Improvements Other than Building Cost							800,000				800,000
Total							800,000				800,000

Funding Sources	2022	2023	2024	2025	2026	2027	2028	2029	2030	2031	Total
Grants/Outside Sources							150,000				150,000
Landfill Fund							75,000				75,000
Park Improvement Trust Fund							575,000				575,000
Total							800,000				800,000

**Capital Improvement Program
City of Ramsey, Minnesota**

2022 thru 2031

Project #	04-PARK-007
Project Name	Lake Itasca Community Park

Department Park Improvements
 Contact Unassigned
 Type Improvement
 Useful Life 50 Years
 Category Park Improvement
 Priority 5-Opportunity/Unfunded/Placeholder
 Status Future Consideration

Description
 Total Cost - \$1,200,000
 This project is intended to begin the development of Lake Itasca Park North of Alpine Drive, east of the lake to the west line of the adjacent subdivision.

Justification
 Properties south of Alpine Drive, both east and west of Puma Street will be proposed residential for development. It is this development that would provide the necessary Park Dedication funds for the first phase of construction, as well as contributing i

Expenditures	2022	2023	2024	2025	2026	2027	2028	2029	2030	2031	Total
Improvements Other than Building Cost			1,200,000								1,200,000
Total			1,200,000								1,200,000

Funding Sources	2022	2023	2024	2025	2026	2027	2028	2029	2030	2031	Total
Park Improvement Trust Fund			1,200,000								1,200,000
Total			1,200,000								1,200,000

**Capital Improvement Program
City of Ramsey, Minnesota**

2022 thru 2031

Project # 04-PARK-014
Project Name Trott Brook Greenway Trail

Department Park Improvements
Contact Unassigned
Type Improvement
Useful Life 20 Years
Category Park Improvement
Priority 5-Opportunity/Unfunded/Placeholder
Status Future Consideration

Description
The Trott Brook Greenway Trail extends from Elk River's Youth Athletic Complex near Jarvis Street and follows the brook easterly to Rum River Central Park about six miles away. The project would involve continued acquisition of scenic and trail easements

Justification
This trail project would be predicated on significant planning leading up to construction and likely involve a Master Plan, as well as receiving grant monies for funding. The land around the brook is the largest and most contiguous undeveloped natural ar

Total Cost \$4,015,000

Expenditures	2022	2023	2024	2025	2026	2027	2028	2029	2030	2031	Total
Improvements Other than Building Cost					4,015,000						4,015,000
Total					4,015,000						4,015,000

Funding Sources	2022	2023	2024	2025	2026	2027	2028	2029	2030	2031	Total
Grants/Outside Sources					4,000,000						4,000,000
Landfill Fund					15,000						15,000
Total					4,015,000						4,015,000

Capital Improvement Program

2022 thru 2031

City of Ramsey, Minnesota

Department Park Improvements
 Contact
 Type Improvement
 Useful Life 20 Years
 Category Park Improvement
 Priority 5-Opportunity/Unfunded/Placeholder
 Status Future Consideration

Project# 06-PARK-016
 Project Name Mississippi River Park Development-Bridge location

Total Cost \$750,000

Description
 This neighborhood park is proposed in the general vicinity of the proposed bridge crossing, along the banks of the river. The park would consist of the usual park amenities, as well as open space that may be shared with adjoining new and existing residents

Justification

Expenditures	2022	2023	2024	2025	2026	2027	2028	2029	2030	2031	Total
Improvements Other than Building Cost						750,000					750,000
Total						750,000					750,000
Funding Sources	2022	2023	2024	2025	2026	2027	2028	2029	2030	2031	Total
Park Improvement Trust Fund						750,000					750,000
Total						750,000					750,000

**Capital Improvement Program
City of Ramsey, Minnesota**

2022 thru 2031

Department Park Improvements
Contact
Type Improvement
Useful Life 20 Years
Category Park Improvement
Priority 5-Opportunity/Unfunded/Placeholder
Status Future Consideration

Project # 07-PARK-001
Project Name Municipal Plaza

Total Cost \$3,700,000

Description
Development of the proposed 2-acre Municipal Plaza in The COR, based upon the parks framework plan at \$41 per square foot.

Justification
This urban park-space may be the most prominent park space within The COR - due to its visibility along Sunwood Drive, and its relationship to the Municipal Center and transit hub. The site is also likely to be used for the city's festival known as Happy

Expenditures	2022	2023	2024	2025	2026	2027	2028	2029	2030	2031	Total
Improvements Other than Building Cost	100,000	3,600,000									3,700,000
Total	100,000	3,600,000									3,700,000

Funding Sources	2022	2023	2024	2025	2026	2027	2028	2029	2030	2031	Total
Grants/Outside Sources		200,000									200,000
Park Improvement Trust Fund	100,000	3,400,000									3,500,000
Total	100,000	3,600,000									3,700,000

**Capital Improvement Program
City of Ramsey, Minnesota**

2022 thru 2031

Department Park Improvements

Contact

Type Improvement

Useful Life 20 Years

Category Park Improvement

Priority 5-Opportunity/Unfunded/Placeholder

Status Future Consideration

Total Cost \$6,300,000

Project #	08-PARK-004
Project Name	The Waterfront

Description

This project will be the culmination of comprehensive planning for a significant water feature in The COR. The 'lake' will be a layering of public and private amenities - such as the integration of a restaurant, required open space, public paths, wading

Justification

In addition to providing a superior view-shed for residential and retail sites as well as water recreation, the pond will handle storm run-off and provide fill material for other projects within The COR. The cost projections are based on the parks framewo

Expenditures	2022	2023	2024	2025	2026	2027	2028	2029	2030	2031	Total
Improvements Other than Building Cost		6,300,000									6,300,000
Total		6,300,000									6,300,000
Funding Sources	2022	2023	2024	2025	2026	2027	2028	2029	2030	2031	Total
Park Improvement Trust Fund		6,300,000									6,300,000
Total		6,300,000									6,300,000

**Capital Improvement Program
City of Ramsey, Minnesota**

2022 thru 2031

Department Park Improvements
 Contact
 Type Improvement
 Useful Life 20 Years
 Category Park Improvement
 Priority 5-Opportunity/Unfunded/Placeholder
 Status Future Consideration

Project # 08-PARK-008
 Project Name Central Anoka County Regional Trail Bridge over 10

Total Cost \$5,600,000

Description
 Bridge #02053 will connect The COR to the trail to the Mississippi River along the storm sewer outfall and serve as a regional trail connection between the Northstar Rail Station and Mississippi West Regional Park.

Justification
 The COR is designed to be pedestrian friendly. This bridge will provide a connection to West Mississippi Regional Park and the regional trail. Further, the rail and highway crossing will allow residents to access the commuter rail and The COR without ad

Expenditures	2022	2023	2024	2025	2026	2027	2028	2029	2030	2031	Total
Improvements Other than Building Cost				5,600,000							5,600,000
Total				5,600,000							5,600,000
Funding Sources	2022	2023	2024	2025	2026	2027	2028	2029	2030	2031	Total
Grants/Outside Sources				5,600,000							5,600,000
Total				5,600,000							5,600,000

**Capital Improvement Program
City of Ramsey, Minnesota**

2022 thru 2031

Department Park Improvements

Contact

Type Improvement

Useful Life 25

Category Park Improvement

Priority 5-Opportunity/Unfunded/Placeholder

Status Future Consideration

Total Cost \$2,500,000

Project # 11-PARK-003
Project Name Alpine Park Winter Facilities

Description

This project shall include the construction of a chalet/warming house capable of facilitating winter equipment rentals and vending. Improvements will also include the expansion of the existing parking lot, and the construction of refrigerated rinks.

Justification

This warming house will function as a hub for winter recreation in the city with ice skating, sliding, and cross-country ski trails. Further, the existing warming house and rinks at Ramsey Elementary are in sub-standard condition and would be discontinued

Expenditures	2022	2023	2024	2025	2026	2027	2028	2029	2030	2031	Total
Building Cost/Construction					750,000						750,000
Improvements Other than Building Cost					1,750,000						1,750,000
Total					2,500,000						2,500,000

Funding Sources	2022	2023	2024	2025	2026	2027	2028	2029	2030	2031	Total
Park Improvement Trust Fund					2,500,000						2,500,000
Total					2,500,000						2,500,000

**Capital Improvement Program
City of Ramsey, Minnesota**

2022 thru 2031

Department Park Improvements
 Contact
 Type Improvement
 Useful Life 20
 Category Park Improvement
 Priority 5-Opportunity/Unfunded/Placeholder
 Status Future Consideration

Project # 17-PARK-008
 Project Name Lake Itasca / COR Greenway

Total Cost \$1,900,000

Description
 This project envisions a Greenway connection from Municipal Plaza, The Draw and the proposed Waterfront, west through The COR to the Lake Itasca Community Park.

Justification
 The Greenway will be the primary east/west pedestrian route on either side of Armstrong Blvd, connecting places to live, work and recreate. It is intended that the Greenway also will be a working component of the stormwater system.

Expenditures	2022	2023	2024	2025	2026	2027	2028	2029	2030	2031	Total
Improvements Other than Building Cost						1,900,000					1,900,000
Total						1,900,000					1,900,000
Funding Sources	2022	2023	2024	2025	2026	2027	2028	2029	2030	2031	Total
Park Improvement Trust Fund						1,900,000					1,900,000
Total						1,900,000					1,900,000

**Capital Improvement Program
City of Ramsey, Minnesota**

2022 thru 2031

Project # 18-PARK-004
Project Name Lake Itasca Park - Parking, Trail & Canoe System

Department Park Improvements
Contact
Type Improvement
Useful Life 20
Category Park Improvement
Priority 5-Opportunity/Unfunded/Placeholder
Status Future Consideration

Total Cost \$250,000

Description
This project would permit access to the community park through a parking area adjacent to Alpine Drive, connection to the existing trails, and include a canoe/kayak/paddle-board system at the lake.

Justification
The parking lot will be for visitors, city-wide, as will the water-based recreational improvements. The trail will connect the new parking to the existing trails near the lake.
The timing of this limited, first phase of the Lake Itasca community park,

Expenditures	2022	2023	2024	2025	2026	2027	2028	2029	2030	2031	Total
Improvements Other than Building Cost		250,000									250,000
Total		250,000									250,000
Funding Sources	2022	2023	2024	2025	2026	2027	2028	2029	2030	2031	Total
Park Improvement Trust Fund		250,000									250,000
Total		250,000									250,000

Capital Improvement Program

2022 thru 2031

City of Ramsey, Minnesota

Department Site Acquisitions

Contact

Type Land

Useful Life Unassigned

Category Site Acquisition

Priority 5-Opportunity/Unfunded/Placeholder

Status Future Consideration

Project# 06-ACQ-001

Project Name Sixth Community Park (north central Ramsey)

Description

The park location has not been determined, but may be expected to be sited north of Trott Brook and geographically centralized.

The park should have a minimum of 60 acres of usable land.

Justification

Given the projected build-out of Ramsey, it is anticipated that a sixth Community Park will be required to meet the needs of the existing and future residents.

A joint powers agreement for funding and O & M may be explored with the City of Nowthen.

Total Cost \$3,000,000

Expenditures	2022	2023	2024	2025	2026	2027	2028	2029	2030	2031	Total
Land Acquisition							3,000,000				3,000,000
Total							3,000,000				3,000,000

Funding Sources	2022	2023	2024	2025	2026	2027	2028	2029	2030	2031	Total
Park Improvement Trust Fund							3,000,000				3,000,000
Total							3,000,000				3,000,000

CC Work Session

2. 7.

Meeting Date: 11/09/2021

Information

Title:

Discuss November 16 Joint Meeting Agenda

Purpose/Background:

This case is to gather feedback about any additional items that the City Council would like to include in the upcoming joint work session with the City Council, Planning Commission, and the Economic Development Authority. This group previously met on September 23 and the minutes to that meeting are attached.

Two items currently on the agenda:

- Discuss vision for the COR and Highway 10 development
- Discuss the MUSA (Metropolitan Urban Services Area) and implications for future city development.

Timeframe:

10 minutes

Funding Source:

N/A

Responsible Party(ies):

Kurt Ulrich, City Administrator

Outcome:

Revised agenda based on discussion.

Attachments

[09 23 21 Joint Minutes](#)

Form Review

Inbox

Kurt Ulrich

Form Started By: Kathy Schmitz

Final Approval Date: 11/04/2021

Reviewed By

Kurt Ulrich

Date

11/04/2021 04:54 PM

Started On: 11/04/2021 01:33 PM

**CITY COUNCIL JOINT WORK SESSION
CITY OF RAMSEY
ANOKA COUNTY
STATE OF MINNESOTA**

The Ramsey City Council conducted a Special City Council Work Session on Tuesday, September 23, 2021, at the Ramsey Municipal Center, 7550 Sunwood Drive NW, Ramsey, Minnesota.

Members Present: Mayor Mark Kuzma
Councilmember Ryan Heineman
Councilmember Chelsea Howell
Councilmember Debra Musgrove
Councilmember Chris Riley
Councilmember Dan Specht
Councilmember Matt Woestehoff

Planning Commission

Members Present: Chairperson Randy Bauer
Commissioner Bruce Anderson
Commissioner Cheri Gengler
Commissioner Eric Peters
Commissioner Gary VanScoy
Commissioner Brian Walker

EDA Members

Present: Member Scott Cords
Member William MacLennan

Also Present: City Administrator Kurtis Ulrich
City Engineer Bruce Westby
Senior Planner Chloe McGuire Brigl
Economic Development Manager Sean Sullivan

1. CALL TO ORDER

Mayor Kuzma called the Special City Council Work Session to order at 5:30 p.m.

2. TOPICS FOR DISCUSSION

2.01: Discuss COR and Highway 10 Planning/Vision

Planning Commissioner Chair Bauer stated that the Planning Commission requested this joint meeting to ensure that everyone is on the same page as opportunity arises. He stated that there are frequent requests that come forward with changes to the zoning. He stated that clarity is needed to ensure whether everyone wants to continue to follow the plan, or whether changes should be made to the zoning. He stated that the discussion should also include Highway 10, as retailers

have continued to say that visibility from Highway 10 is important. He stated that there have continued to be variance requests for sign height and therefore he would like clarity on that as well and whether that ordinance should be amended to allow taller signs. He stated that the important element is that all bodies are on the same page to ensure the review of applications is consistent throughout the development review process. He referenced the development north of the roundabout at Sunwood and Armstrong, noting that the area is zoned for mixed use (residential and retail) and noted that there was a recent proposal that requested all residential, but the decision was made to stay with mixed use. He stated that additional requests for development will come in and therefore it is important that the vision is clarified to ensure whether the zoning is flexible or whether the plan should be adhered to. He wanted to ensure that all parties are moving in the same direction.

Mayor Kuzma asked for clarity on the sign variances.

Planning Commission Chair Bauer stated that the Commission has reviewed variances for both height and size as retailers and businesses would like to ensure their sign is visible from Highway 10. He stated that if the City is okay with the larger/taller signs, the ordinance should simply be changed rather than requiring an applicant to go through the time and expense of the variance process.

EDA Chair Cords asked if the sign ordinance is blanket across Ramsey or differs depending upon the zoning district. He asked if the variances have come from businesses that are more hidden inside The COR and desire more visibility.

Planning Commission Chair Bauer replied that the sign ordinance has different regulations for each zoning district. He confirmed that the variance requests are coming from businesses within The COR.

Councilmember Musgrove asked for more information on the current process for the variance and whether there would be a suggestion to streamline the process.

Planning Commission Chair Bauer stated that currently the applicant must go through the variance process with the Planning Commission, which requires a public hearing.

Senior Planner McGuire Brigl clarified that the request is actually granted through a Conditional Use Permit (CUP).

Planning Commission Chair Bauer clarified that the applicant would then be required to go through both the Planning Commission and City Council in order to obtain the CUP. He stated that if the ordinance were changed, and the applicant met the updated requirements, the applicant would not be required to go through that additional process and expense.

Councilmember Specht commented that he would be in favor of loosening the requirements within The COR in order to make it easier for businesses.

EDA Chair Cords asked if the sign variance requests are somewhat consistent in manner or whether they are drastically different from one request to another. He explained that his thought was whether there is a formula that could be applied to the ordinance.

Planning Commission Chair Bauer stated that the Commission has attempted to remain consistent in terms of allowed size and height.

Economic Development Manager Sullivan asked if there would be discussion on billboards.

Planning Commissioner Anderson referenced the upcoming Highway 10 project and stated that the City will continue to receive requests for taller signs because the visibility will be impacted by that project. He cautioned the City to think about where signs are placed, the height, and size.

Economic Development Manager Sullivan stated that staff is currently working towards putting together a billboard and sign ordinance along with a lease agreement with iDigital for the billboard. He stated that from a staff perspective he will speak in favor of a larger sign, as that is what businesses continue to ask for, recognizing that the Planning Commission would favor a smaller sign. He stated that when working on the lease agreement, there has been a question of whether political advertising would be allowed. He explained that political advertising is not allowed on City property, but in this instance a private company would be leasing the property. He noted that there would not be adult content advertising allowed.

EDA Member MacLennan stated that the challenge to attracting businesses to The COR is the lack of visibility, which is why a larger sign is needed. He stated that the purpose of the billboard is to advertise for businesses and therefore he would support a larger sign only for the purpose of business advertising and would not support political advertising.

Councilmember Musgrove stated that part of the messaging can include community events, which may have political involvement and therefore there could be a gray area.

Economic Development Manager Sullivan stated that this private company will sell adds to pay the lease and earn revenue. He asked whether this would be considered City land, which would then not allow political advertising, or whether this would be considered private as it is land that is being leased and therefore political ads could be purchased.

Councilmember Specht stated that he would prefer to leave it open for the company to decide. He suggested that legal counsel be consulted to determine whether or not that would be considered City property.

Planning Commissioner VanScoy stated that the ordinance is clear that if the City owns the land that type of advertising is not allowed.

Economic Development Manager Sullivan stated that legal counsel was consulted and there is a difference if the land is being leased.

Planning Commissioner Walker stated that when this came before the Commission he was opposed because the ordinance is being changed for the benefit of the City which he has a problem with. He stated that if this moves forward and the company leases the land, he does not see why political ads would not be allowed as those would generate revenue.

Councilmember Heineman asked if that would take away from the opportunity for businesses to advertise.

EDA Chair Cords replied that there are stipulations in the lease that would state the percentage of advertising that must be for businesses.

Planning Commissioner Walker suggested only allowing political ads for 30 days prior to an election rather than three months prior.

EDA Chair Cords asked if the City is leasing property to any businesses and whether those businesses are placing political signs on that property.

Economic Development Manager Sullivan confirmed that the City leases multiple properties along Highway 10 and those leases include language that does not allow political advertising on the property.

Planning Commissioner Walker stated that if the opportunity is open to other landowners, he would be supportive but at this time feels that the change in ordinance was done in a way to allow the City to generate revenue.

Mayor Kuzma stated that the intent of the billboard is to allow opportunity for businesses to advertise on Highway 10.

Economic Development Manager Sullivan stated that there will always be time allocated to Ramsey businesses and City events, per the lease. He confirmed that Ramsey businesses would also have a reduced rate for advertising.

Councilmember Heineman stated that related to signage he is more inclined to look at intent. He noted that the intent of the ordinance language is to prevent political advertising on City property and the intent of the billboard is to create advertising opportunity for businesses. He therefore did not see why political advertising would be allowed.

EDA Member MacLennan stated that when it comes down to it, the company pushed back requesting an allowance for political ads. He stated that perhaps that is an opportunity to generate additional income.

Economic Development Manager Sullivan stated that the comment was made that political ads are a good revenue source that can be counted on every two years.

Councilmember Musgrove stated that while she agrees with the intent stated by Councilmember Heineman, she would also be open to having the company provide additional information on political ads.

Councilmember Woestehoff stated that when he was on the Planning Commission it felt that there historically have been decisions where the vision for The COR have been sidestepped. He stated that it would be great to have it solidified that the desire is for a Main Street concept down Sunwood, but variations continue to be allowed. He asked if the vision is for a Main Street and small-town feel, or whether the desire is for something else. He stated that he would favor holding out to create the desired vision rather than continuing to accommodate variations.

Councilmember Heineman stated that it appears that Champlin does not allow political, tobacco, vaping or other adult ads on their billboard.

Planning Commissioner VanScoy commented that there is a plan for monuments along Highway 10 to advertise for the businesses within The COR. He stated that those monuments would serve a good purpose.

City Administrator Ulrich stated that the broader topic is development within The COR. He referenced the parcel at the corner of Ramsey Boulevard and Sunwood Drive which has had some retail development and has additional interest from PACT Charter School for a High School location. He stated that although that type of tax-exempt development within The COR does not generate income, it does create a destination use. He stated that the original vision for that area was office type use. He asked whether the Council would be open to different use on that parcel, whether that be PACT or retail. He stated that options will come forward as that corner will continue to have good visibility. He recognized that the retail market has changed and there has to be some flexibility to the vision in order to accommodate market forces. He stated that The COR has been in existence for 20 years and this is a time where adjustment may be needed to adjust to the market.

Jason Tossey, PACT Charter School Board of Directors member, stated that the school has a vision to double, which would include multiple sites. He stated that the school can financially support the vision to expand. He stated that PACT uses Northgate Church for its plays and other programs. He explained that PACT is a public charter school and they would like the opportunity for students to continue from kindergarten to 12th grade. He stated that utilizing the space across Sunwood would allow them to create a campus feeling. He stated that they would like to work with the City to possibly double the size of the school within The COR.

Josh Nyquist, Executive Director of Building Operations, PACT, stated that they are a public school and they continue to grow with a waiting list. He stated that they want to be the high school for Ramsey. He stated that they have looked at a number of sites but would prefer to have a site close to the existing school.

Kao Vang, Development Manager, PACT stated that they are early in the process. He stated that using the existing enrollment and waiting list, they have generated a model to predict future space needs. He stated that they have reviewed opportunities within Ramsey and did not find many

options that would fit their needs. He stated that even though a portion of the site has been sold, they would still have sufficient space to fit the school building and regulation sized football field. He stated that if there is support from the City, they would continue to work on plans and bring them forward.

Mr. Tossey stated that when he explained it to the Board of Directors, he used the concept of Friday night lights, noting that this would create a destination in the community which would support ancillary businesses. He stated that Ramsey and PACT have worked in partnership since 2004 and they would like to continue that.

Councilmember Musgrove recognized that this is early in the process but noted that she likes the idea. She asked when this would be anticipated to begin construction if this is supported.

Mr. Tossey stated that they would hope to be open by August of 2023, recognizing that is an ambitious timeline.

Councilmember Riley asked if PACT would be stuck on a location within The COR. He stated that he supports the expansion but is hesitant on the location within The COR.

Mr. Nyquist replied that they feel vested in The COR as they have been in their location since 2004. He stated that they do have other options they are looking at but would prefer this location.

Councilmember Riley stated that he likes the idea but would be open to looking at other locations.

Councilmember Heineman stated that it would make sense to have the PACT buildings near each other for parent drop off. He stated that bringing a school into that area would help to improve the local economy. He stated that the field would be a great attraction as well and would increase business activity. He stated that what may be lost in tax revenue, would be gained through additional customers for businesses. He stated that it would also be a draw for additional residents to come to Ramsey and would be part of the identity for Ramsey to have its own high school. He believed this is a great idea.

EDA Chair Cords asked what other sites have been considered.

Mr. Nyquist stated that he would rather not share those locations.

Mr. Vang stated that they have reviewed 29 sites within a four-mile radius, which was then reduced to 11 and then to four. He stated that the City zoning is very restrictive and educational uses are not permitted uses on any site other than the site within The COR. He stated that if the location is moved too far from the original campus there would be additional challenges.

Mr. Nyquist stated that there are some teachers that teach in both elementary and secondary and noted that there would be benefit to keeping the buildings close.

Councilmember Specht commented that he believes this would add a lot to the community. He recognized the statement that staff could go between buildings and asked if students would go between schools too.

Mr. Nyquist replied that there would be older students going between the buildings to help with younger students.

Councilmember Howell stated that she is very supportive of the plan. She stated that kids could get jobs within The COR that they could walk to or could walk to the apartments if they live there. She also liked the idea of football games bringing in additional patrons to other businesses.

Councilmember Heineman stated that he used to live in Blaine and that sports center has a huge draw for local businesses. He stated that PACT sports do bring in additional customers for businesses.

EDA Member MacLennan stated that his children attend Spectrum and one of the main reasons was because they have an expanded campus. He stated that expansion within the same area is very convenient for parent drop off. He stated that having a larger charter school would be a great draw for Ramsey. He acknowledged that it would change the vision for that area, but did not believe it would take away from the area.

Councilmember Woestehoff asked the number of acres that would be necessary.

Mr. Vang replied that they would need 15 to 18 acres.

Councilmember Woestehoff stated that across from his home is a large site owned by Connexus that he did not believe is used.

Economic Development Manager Sullivan stated that Anderson Dahlen is purchasing 13 of those 15 acres for its expansion and therefore that site will be off the market.

EDA Chair Cords asked if there is sufficient road and traffic control capacity to handle a high school and sporting event traffic.

Mr. Nyquist stated that for sporting events they would be able to utilize the parking for the elementary and secondary schools. He believed that would provide sufficient parking for special events and sporting events. He noted that the proximity to Highway 10 would also be convenient for moving traffic in and out of the site.

Councilmember Riley stated that he is supportive of the idea but would prefer a different location. He noted that this parcel is within a TIF district and would not generate any TIF. He stated that this parcel would also contribute to the regional stormwater basin that was designed for high density use while this would be a low-density use.

Mr. Nyquist stated that 80 percent of the students are from Anoka County while about 50-60 percent are from Ramsey.

Mr. Tossey stated that they have considered adding to the PACT name to clarify the location in Ramsey within the name.

Planning Commissioner Gengler stated that when she first reviewed the request, she was not sure this was the best use for the space. She asked if there have been conversations about shared facilities; whether the campus would be closed or whether there would be opportunity for community and athletic groups to share the facility.

Mr. Nyquist confirmed that they are open to sharing the amenities with community groups, such as the auditorium and athletic areas. He noted that they have been in discussion with ARAA to get input on the types of spaces that group would be interested in for their needs.

Planning Commissioner VanScoy stated that there was discussion of a split campus and people moving between the sites. He asked how pedestrian safety would be addressed.

Mr. Nyquist stated that in a typical day students would remain within their building. He stated that for after school activities there would be a crossing guard to assist with crossing.

Councilmember Specht stated that he believes there would be community and/or business use interest in using the auditorium.

City Administrator Ulrich stated that the project would rely on the purchase of private property along with the City owned property. He noted that if the Council agrees with the concept, they could continue to work out the details through a staff review process. He stated that the cost and benefits to the City would be determined through that process and shared with the Council.

Economic Development Manager Sullivan asked if the group would like to discuss the other proposal. He stated that he has an active development proposal that would like to place the property under purchase agreement. He stated that if the desire is to move forward with PACT, he would like to provide that direction to the other proposer.

Councilmember Riley asked for details on the other proposal, whether it is a concept or whether there are businesses attached.

Economic Development Manager Sullivan stated that Java Companies submitted the proposal. He stated that Java has spoken with a number of businesses that are interested including a coffee business and carwash. He stated that a restaurant and general retailer are also shown in the concept. He noted that a four-story hotel was also shown in the concept, although he was not fully supportive of that option in that location.

City Administrator Ulrich stated that this would not have to be an either/or situation. He noted that perhaps staff could work with both groups on locating within The COR. He stated that perhaps with flexibility they could accomplish both retail and a high school campus within The COR.

Councilmember Specht asked if the carwash and coffee business are tied in firm or whether it is just a concept.

Economic Development Manager Sullivan stated that in his discussions with Java, there appear to be agreements with those two businesses, should it be approved. He stated that Java believes that the traffic that would be generated from those two uses would bring in interest from other components. He stated that Java is willing to enter into the purchase agreement process and he wants to be fair to that process and alert Java if this site will be reserved for PACT.

Senior Planner McGuire Brigl commented that Java has stated that this would be the desired retail corner for Ramey and the only one that would have this type of interest.

Councilmember Heineman stated that based on this concept he would not favor a hotel with that amount of parking and would not be a huge fan of the car wash. He stated that while retail would be great, there is vacant retail on the other side of The COR already. He stated that he does want retail but believes that this would be a great location for PACT and the PACT project would bring in additional business interest. He stated that as presented he would not favor the Java proposal over the high school.

Councilmember Musgrove stated that the original COR plan included multiple parking garages that may not be needed and perhaps some of that space could be freed up for additional retail use. She stated that she also prefers the school in that location.

Economic Development Manager Sullivan stated that he also was not a supporter of the hotel in that location and provided that feedback to Java. He stated that he asked about an Aldi at that location as it would provide additional opportunity without directly competing with Coborn's. He stated that Java took that feedback and is having discussions with Aldi. He stated that retailers and developers are stating that the hard corners are where they want to be. He stated that while retail can be created more in the heart of The COR, the corners are where they want to be.

EDA Member MacLennan commented that with the overpass, that corner will be a premier location whether it is PACT or retail. He agreed that staff should have flexibility to see what they could work out with both parties.

Planning Commissioner Gengler stated that this is a prime retail location that would benefit all residents of Ramsey. She asked if there is any data that schools would bring in additional customers for the existing businesses.

Councilmember Woestehoff stated that Anoka High School is a great example where it probably only generates customers for the gas stations adjacent. He noted that Ramsey would have a better opportunity with more businesses in that area, but would also want to see more data to support that this use would bring in more business interest and/or customers.

Councilmember Heineman did not believe this could be compared to Anoka High School as that school has existed for decades and there is not much retail development opportunity in that area.

Councilmember Specht stated that perhaps staff could work with both parties to find a solution that would allow both. He noted that the City has been promised that businesses want to come, but that often falls through. He stated that PACT would be guaranteed to move forward to fruition and therefore he would support the school in that location.

Councilmember Musgrove stated that residents have brought forward concern with development proposals within the rural area of Ramsey and asked if that would be discussed. She suggested that there be more discussion and public input on the rezoning of properties within the rural areas. She asked if there is willingness to change the zoning and move that type of development closer to The COR.

City Administrator Ulrich stated that perhaps that be discussed at a future worksession as that would be a policy decision.

Planning Commission Chair Bauer stated that part of the 2040 Comprehensive Plan included development in certain areas. He noted that developers have provided input that there is a desire for smaller lots in order to lower the price point on homes. He stated that there is a shortage of affordable homes for first time buyers.

Councilmember Musgrove commented that residents are providing feedback that should also be considered in addition to the comments from developers.


Councilmember Woestehoff stated that there is good case law about down zoning or up zoning. He stated that if there is a developer already in the process, there would be legal ramifications in changing the zoning.

Councilmember Howell stated that she would also like to have that conversation as she would be interested in what the residents want in addition to what the developers want.

3. ADJOURNMENT

The Special Work Session of the City Council was adjourned at 7:00 p.m.

Respectfully submitted,



Kurtis G. Ulrich
City Administrator

ATTEST:


Katie M. Schmidt

Deputy City Clerk

Drafted by Amanda Staple
TimeSaver Off Site Secretarial, Inc.

CC Work Session

3.1.

Meeting Date: 11/09/2021

By: Katie Schmidt, Administrative Services

Information

Title:

Review Future Topics/Calendar

Purpose/Background:

Attached is the current list of future topics for work session discussion. Items are drawn from Council requests at meetings, or are related to topics that have been identified in the City's strategic plan. Tentative dates have been assigned.

Recommendation:

N/A

Outcome/Action:

For Council review - no formal action necessary.

Attachments

Future Topics List

Form Review

Inbox

Colleen Lasher

Kurt Ulrich

Form Started By: Katie Schmidt

Final Approval Date: 11/03/2021

Reviewed By

Colleen Lasher

Kurt Ulrich

Date

11/02/2021 05:02 PM

11/03/2021 02:48 PM

Started On: 10/26/2021 12:55 PM

	<u>Tentative City Council Future Work Session Topics</u>	
Proposed Date	Topic	Minutes (Estimate)
11/16/21	Joint Secession with Council, Planning and EDA	90
11/23/21	Regular City Council Work Session	
	Quarterly Communications Update	20
	CCWS/Conclude Discussions Regarding Updating the Employee Telecommuting Policy Colleen Lasher 10	
	Discuss the 2022 Budget - Lund	20
	Discuss 2022 Council Appointments - Lasher	30
	Draft Stormwater Pond Maintenance Policy - Westby/Riemer	TBD
	Draft Trail Maintenance Policy - Westby/Riemer	30
12/14/21	Regular City Council Work Session	
Dates TBD:		
2021	Pending Discussion Regarding Resolution #21-216 Abatement of 7009 Highway 10 NW - McCann	10
2021	Review procedure/policy/best practice for introduction of resolutions/proclamations - Ulrich	20
2021	Discuss the General Topic of Holding Joint Meeting(s) with the Council and Commissions & Other Cities. Based on discussion, future work sessions TBD.	20
2021	Discuss Historic Town Hall - Ulrich	30
2021	City Branding Presentation - Ulrich	40
2021	Park System Plan - Riemer/Riverblood	60
2021	Consider Updates to Property Maintenance Code	30
2022	CR-5 Corridor Study Review - Westby	45
	Discussion Regarding Ward Redistricting - Lasher	10

(Future Regular Agenda Items - Not Work-session)

Bi-annual Communications Update

January

February

- State of the City Address –regular meeting
- Photo Contest Presentation

March

Appoint and Reappoint Board and Commission members 4th regular meeting in March – regular agenda

April

April – Fire Department update – Matt

Public Presentation – Recognize Outgoing and New Board and Commission Members / Oath of Office for new Commission Members
– 1st regular meeting in April

May

May – Public Works Update – Grant

June

June – Police Department Update – Jeff

July

August

September

Proclamation for Alexandra House /October Domestic Violence Awareness month & recognizing the PLI

October

Domestic Violence Awareness Month

November

December

Adopt Resolution Establishing Precinct and Polling Locations for the Election Year

- 1st regular meeting in December. (Must be done prior to December 31 and also must be done every year – even in a non-election year).
Adopt Resolution for Non-union Health Insurance and COLA
Adopt Resolution(s) for Budget Approved Employee Changes