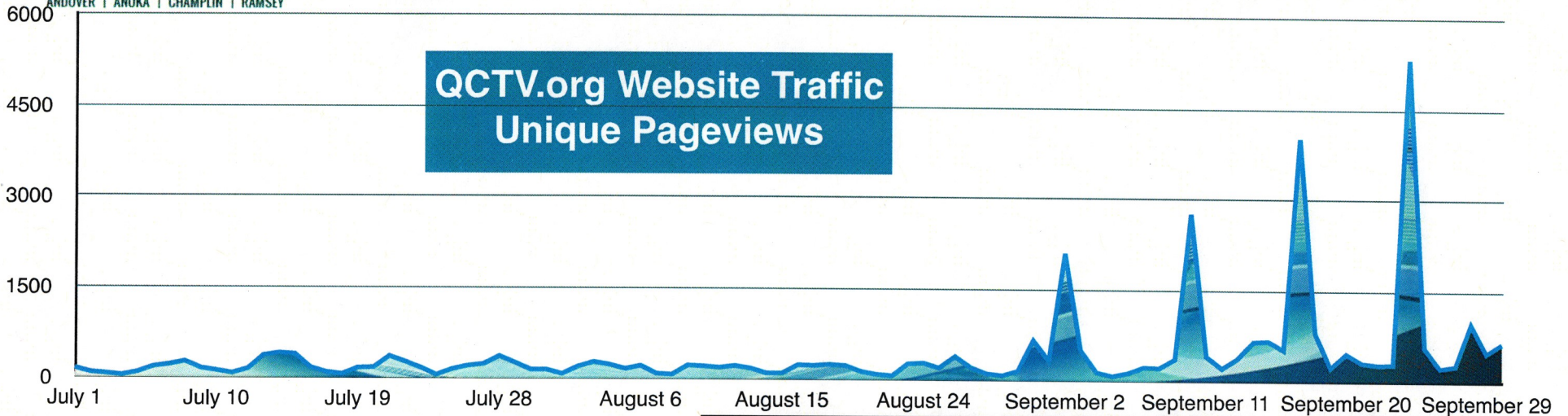


2021 Quarter 3 Programming Stats

ANDOVER | ANOKA | CHAMPLIN | RAMSEY



Top performers: Reach

Say you find 100 dollar bills on the highway, what do you do? 🤔 🤪 🤩

Reach 5.2K

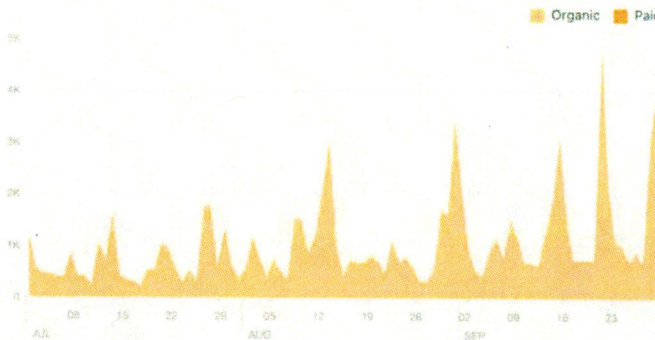
Facebook post



Recent content ↓	Type	Reach	Likes and reactions	Comments
Tomorrow's Fr... Thu Sep 30, 3:00...	Facebook	2.5K	0	0
QCTV was live. Thu Sep 30, 7:55...	Facebook	235	1	0
It's a beautiful... Thu Sep 30, 7:33...	Instagram	2.8K	24	2
It's a beautiful... Thu Sep 30, 7:33...	Instagram	65	10	0
What happen... Thu Sep 30, 6:30...	Facebook	2.4K	123	19

Post Reach

The number of people who saw any of your posts at least once. This metric is estimated.



How did people find us and what page did they go to most?

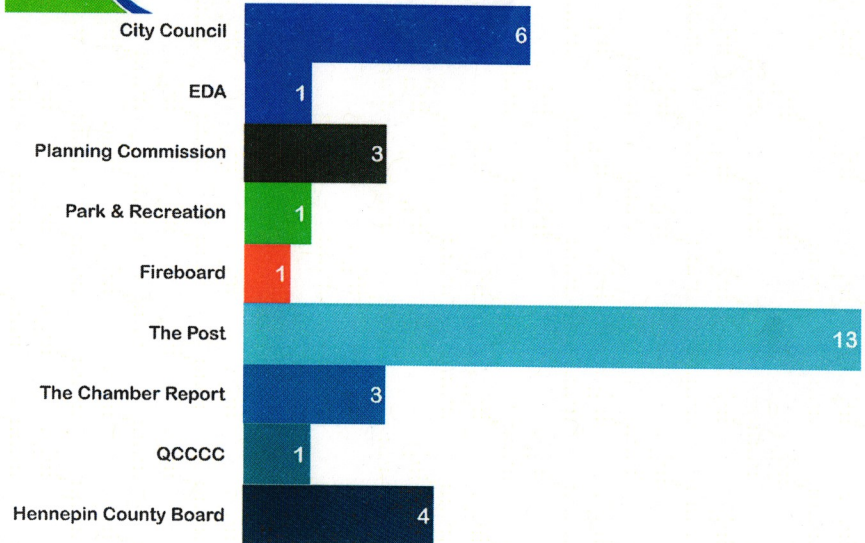

Top Ways Users Find QCTV.org

1	Direct	5,825
2	From Social Media	4,404
3	Searches (Google, etc.)	3,027




Top 10 Pages

1	Homepage	6,630
2	Sports	4,515
3	Live - Community Channel	3,919
4	Andover	1,285
5	Champlin	1,225
6	Anoka	1,192
7	Ramsey	814
8	Program Guide	765
9	The Post	749
10	Programs	677

2021 Q3



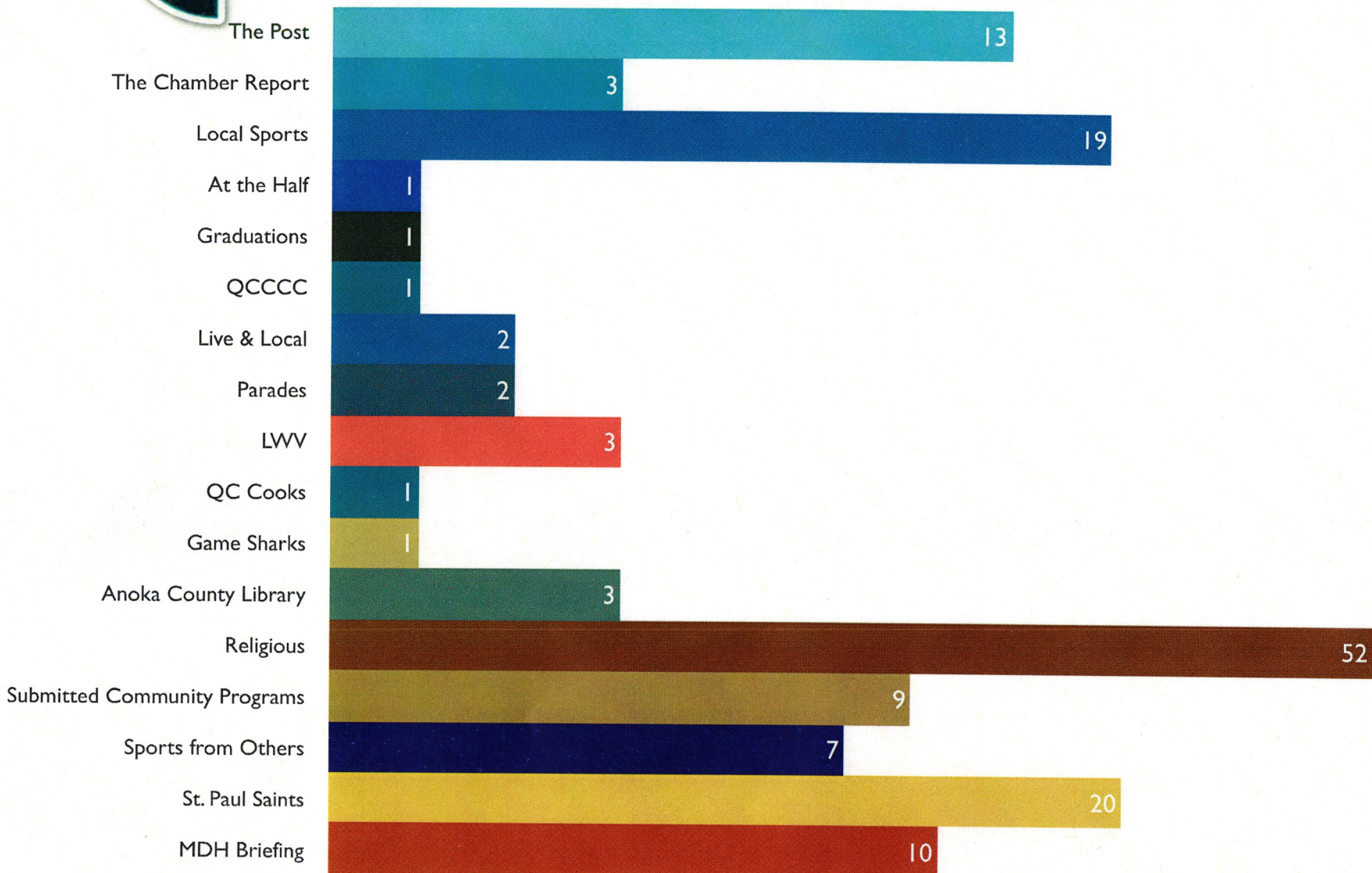
City Channel Programming



2021 Q3



Community Channel Programming



Number of New Shows - 46

New Submitted Shows - 98

2021 Q3