

City of Ramsey
Agenda
Regular City Council
Tuesday, September 27, 2022
7:00 pm

Council Chambers, 7550 Sunwood Drive NW

Remote Attendance available at www.cityoframsey.com/meetings.
Those joining remotely and requesting to speak are asked to use a webcam when speaking.

1. **Call to Order**
2. **Presentation**
 1. Proclamation Declaring October 2022 as *Domestic Violence Awareness Month*
 2. Happy Days Recap Presentation
3. **Citizen Input**
4. **Approve Agenda**
5. **Consent Agenda**
 1. Approve the Following Meeting Minutes:
 1. City Council Work Session dated 09/13/2022
 2. City Council Regular Session dated 09/13/2022
 2. Approve Rental Licenses
 3. Approve Business Licenses
 4. Accept Donation of Exercise Equipment from Life Fitness
 5. Authorization to Hire an Accounting Clerk
 6. Adopt Resolution #22-230 Approving Cash Disbursements Made and Authorizing Payment of Accounts Payable Invoicing Received During the Period of September 8, 2022 through September 21, 2022
 7. Adopt Resolution #22-207 Appointing Election Judges for the General Election on November 8, 2022
 8. Adopt Resolution #22-213 Approving Lease Cancellation for 6701 Hwy 10 NW; Case of Potters Church

9. Adopt Resolution #22-216 Authorizing Partial Payment to Douglas-Kerr Underground, LLC., for Improvement Project #22-05, Riverdale Drive Utility Improvements, Llama Street to Bowers Drive.
 10. Adopt Resolution #22-218 Proclaiming October 2022 Domestic Violence Awareness Month
 11. Adopt Resolution #22-219 Authorizing Partial Payment to North Valley Inc. for Improvement Project #22-04, 2021 Neighborhood Pavement Overlay Improvements.
 12. Adopt Resolution #22-220 Authorizing Partial Payment to North Valley Inc. for Improvement Project #22-06, Wood Pond Hills 2nd - 5th Street Reconstructions.
 13. Adopt Resolution #22-221 Authorizing Partial Payment # to Novco Inc. for Improvement Project #22-01, Sunwood Drive and Waco Street Reconstruction
 14. Adopt Resolution #22-222 Authorizing Partial Payment No. 1 to Douglas-Kerr Underground, Inc., for Improvement Project #20-05, Riverdale Drive Extension, Llama Street to Bowers Drive.
 15. Adopt Resolution 22-228 Calling for a Public Hearing on the Intention to Issue General Obligation Street Reconstruction Plan Bonds and the Proposal to Adopt a Street Reconstruction Plan.
6. **Public Hearing**
1. Adopt Resolution #22-224 Adopting Assessments for Past-Due Charges on Municipal Utility Bills and Current Services Rendered
7. **Council Business**
1. Adopt Resolution 22-225 Adopting Proposed 2023 Payable Tax Levies (General, Pavement Management, EDA and Debt Service) & Schedule Public Hearing for December 13, 2022; Adopt Resolution #22-226 Adopting Proposed 2023 General Fund Budget and Resolution #22-227 Adopting Proposed 2023 EDA Budget.
8. **Mayor/Council/Staff Input**
9. **Adjournment**

Meeting Date: 09/27/2022

Information

Title:

Proclamation Declaring October 2022 as *Domestic Violence Awareness Month*

Purpose/Background:

Purpose: To proclaim October 2022 as *Domestic Violence Awareness Month*.

Background: At the request of the Alexandra House, and the Purple Lights Initiative, the City Council will consider a resolution on their Consent Agenda this evening proclaiming October 2022 Domestic Violence Awareness Month. The City will be lighting portions of the City Municipal Center with purple lights to help raise awareness of October as Domestic Violence Awareness Month.

The attached proclamation will be read at this time, followed by Ms. Bronson's brief presentation.

Tina Bronson, Director of Mission Advancement at Alexandra House, will be attending the meeting on behalf of the Alexandra House organization to share a brief presentation about Domestic Violence Awareness Month and answer any questions.

Attachments

Proclamation

Form Review

Inbox

Brian Hagen

Form Started By: Katie Schmidt

Final Approval Date: 09/22/2022


Reviewed By

Brian Hagen

Date

09/22/2022 11:34 AM

Started On: 09/09/2022 11:27 AM



Proclamation Resolution
October of 2022 is proclaimed as
Domestic Violence Awareness Month

WHEREAS, the community problem of domestic violence has become a critical public health and welfare concern in Anoka County; and

WHEREAS, domestic violence is a crime, the commission of which will not be tolerated in Anoka County and perpetrators of said crime are subject to prosecution and conviction in accordance with the law; and

WHEREAS, over thousands of women, men and children have and will continue to access assistance from Alexandra House, Inc., a domestic violence service provider; and

WHEREAS, domestic violence will be eliminated through community partnerships of concerned individuals and organizations working together to prevent abuse while at the same time effecting social and legal change; and

WHEREAS, October is *National Domestic Violence Awareness Month*; and

WHEREAS, during *National Domestic Violence Awareness Month*, Anoka County organizations will inform area residents about domestic violence, its prevalence, consequences and what we, as a concerned community can do to eliminate its existence.

NOW THEREFORE, BE IT RESOLVED AND KNOWN TO ALL, that the City of Ramsey proclaims October to be Domestic Violence Awareness Month on this the 27th day of September, 2022.

Mayor

ATTEST:

City Clerk

Meeting Date: 09/27/2022

Information

Title:

Happy Days Recap Presentation

Purpose/Background:

Staff would like to provide the City Council and residents with a recap of the City of Ramsey's annual Happy Days Festival.

Included in this presentation are updates on the number of participants for various events, those who sponsored certain events, and some of the feedback recieved from the public.

This re-cap presentation is provided by HR Specialist, Nicole Laubach and Parks and Recreation Specialist, Marla Martinez-Flynn.

Attachments

[2022 Happy Days Post Presentation](#)

Form Review

Inbox

Brian Hagen

Form Started By: Colleen Lasher

Final Approval Date: 09/22/2022

Reviewed By

Brian Hagen

Date

09/22/2022 11:34 AM

Started On: 09/08/2022 11:55 AM



24th Annual

Happy Days

September 10, 2022





119
Runners



5K & Fun Run

EXPO & FARMERS MARKET



25%
donated to
We Saw the
Light



Chili Cook-off

Dog Show



Sponsored by
**Armstrong
Kennels**

46 Cars



Car Show



Parade



53
Floats






Kids Activities




Food - Music - Fireworks


Attendee Feedback

 **Amp Athletics** is in Ramsey, Minnesota.
September 12 at 4:47 PM · 🌐


We had so much fun at the Happy Days Parade in Ramsey this past weekend! 🥳 Parade season may be winding down, but we are stoked for the FALL schedule and classes!

 **Northgate Church Minnesota**
September 10 at 2:31 PM · 🌐


It's a PERFECT afternoon out at Ramsey's Happy Days!

 **Mike Orn State Farm Agent** is in Ramsey, Minnesota.
September 10 at 2:01 PM · 🌐


We are having so much fun at the Happy Days Car Show! Come out and enjoy the beautiful weather with us! [#ReThinkInsuranceTeamOrn](#)

 **Compass Child Care**
September 12 at 12:28 PM · 🌐


This weekend our wonderful Ramsey staff spent the day at Ramsey's Happy Days Festival 🌞🌻 They had so much fun walking in the parade and meeting new faces!

 **Jacki Bahl** is with **Mark Steadman**.
Yesterday at 8:27 AM · 🌐


[City of Ramsey](#) and [Ramsey Elementary School](#) you have impressed our family and made for a couple of fun free events for us to participate in this last week. Thank you for always thinking of the kids when holding events and activities. We appreciate everything you do!

 **Village Bank**
September 9 at 12:25 PM · 🌐


Come see our [#Villagers](#) tomorrow at the Ramsey Happy Days Parade! Thank you to the [City of Ramsey](#) for all that you do for our [#community](#). [#CommunityStrong](#) [#ItTakesaVillage](#)

 **Independent Baptist Church** is in Ramsey, Minnesota.
September 11 at 5:30 PM · 🌐


We had such a great time yesterday handing out invitations and candy in the Ramsey Happy Days parade on a beautiful fall day!

 **Jernell Realty-Real Estate Brokers & Agents** is at **City of Ramsey**.
September 11 at 9:21 AM · Ramsey, MN · 🌐

★🌞 Beautiful day at Happy Days Yesterday!!! The parade was amazing. 🌞🌞 Thanks for all who stopped by the Jernell Realty Booth!!! 📍 A big shout out to Jaila and Keira for helping during the parade 😊

 **Kathleen Winters** is with **Mackenzie Winters** and **Bradley Aasen** in Ramsey, Minnesota.
September 10 at 9:24 PM · 🌐

We spent the afternoon at Ramsey Happy Days. The weather, food and company was great!

 **Ali Perry**
September 10 at 4:51 PM · 🌐


Such a full and fun day at Ramsey Happy Days!

 **Brad Johnson**
September 11 at 7:17 PM · 🌐


It was a happy Happy Days in Ramsey with a nice fireworks show at night. I have been going to this event for over 12 years, and it is better every year. Many thanks to a wonderful Ramsey City Staff, Police, and Fire for a good, safe event. 😊


 **Vision 11 Dance**
19h · 🌐

Whoohoo! 💜💛💚💚💚💚

 **Hagel Machine and Tool LLC**
September 12 at 10:59 AM · 🌐

Hagel Machine was again represented in the Ramsey Happy Days Parade! It was so much fun on a gorgeous day! Thank you to all that participated!

 **Jennifer Johnson**
Whoever coordinated this years event, did a GREAT job with having the right system in play with the officers for the parade. The years before I witnessed so many near misses of accidents with participants and regular traffic... So thank you for making it a safer experience for all. Keep it going into the next year. 🙌 6

 **Made in Minnesota, LLC** is in Ramsey, Minnesota.
September 10 at 9:16 PM · 🌐

Happy Days Parade was a blast! So grateful for my many supporters!!! [#MadeinMinn](#) [#BridgetisOurAgent](#)

PACT Pantherettes Dance Team is at **Pact Charter School**.
September 11 at 11:10 PM · Ramsey, MN · 🌐

Take us back to Happy Days 🥳👯 Our junior dance team and fall performance team had a blast dancing in the @cityoframseymn annual Happy Days Parade!! Thanks @pactstudentcouncil for joining us! 🐾 [#PACTPride](#)

Nichole Bell
So much fun this year ❤️👍



Thank You


Happy Days Committee

Volunteers


Sponsors

City Staff


- Public Works
- Ramsey Fire Department
- Ramsey Police
- Police Reserves



Platinum Sponsors



WHAT WE LIVE FOR



Gold Sponsors

Brock DeVries Agency of American

Family Insurance

Anderson Dahlen

Anoka Women of Today

Command Tooling Systems, LLC

DRUK Auto, LLC

Flagship Bank

Fredericks Accounting and Tax

Service

Hope Fellowship Church

Kitchen Table

Mike's Custom Mechanical

NAU Country Insurance

Northern Starz Theatre Company

Northern's One Hour Heating & AC

PACT Charter School

Parkplace Studio Photography

PSD, LLC

QCTV

Wendell's

WoMn Strong

Wright Tree Service

WSB

Zero Zone, Inc.



Anytime Fitness

Aurelio's Pizza

Boilermakers Local #647

Cub Foods

eXp Realty-Plasch Group

B&F Fastener Supply

Green Valley Greenhouse, Inc.

Inky Elf

Made in Minnesota Realty

Minne-Scoop-Ta

Pearson Farms

Ramsey Bicycle

Sterling Trophy

The Bank of Elk River Tornado

Alley Sportswear Tunes To Go

Virtex



Silver Sponsors

SAVE THE DATE

25th Annual City of Ramsey

Happy Days

September 9, 2023

CC Regular Session

5. 1.

Meeting Date: 09/27/2022

By: Katie Schmidt, Administrative Services

Information

Title

Approve the Following Meeting Minutes:

1. City Council Work Session dated 09/13/2022
2. City Council Regular Session dated 09/13/2022

Purpose/Background:

Purpose: The purpose of this case is for Council review and approval of meeting minutes.

Background: Attached are the meeting minutes referenced above.

Recommendation:

Approve the meeting minutes.

Action:

Motion to approve the following Council meeting minutes:

1. City Council Work Session dated 09/13/2022
 2. City Council Regular Session dated 09/13/2022
-

Attachments

9-13-22 CCWS

9-13-22 Mtg

Form Review

Inbox

Brian Hagen

Form Started By: Katie Schmidt

Final Approval Date: 09/22/2022

Reviewed By

Brian Hagen

Date

09/22/2022 01:14 PM

Started On: 09/22/2022 01:04 PM

**CITY COUNCIL WORK SESSION
CITY OF RAMSEY
ANOKA COUNTY
STATE OF MINNESOTA**

The Ramsey City Council conducted a City Council Work Session on Tuesday, September 13, 2022, at the Ramsey Municipal Center, 7550 Sunwood Drive NW, Ramsey, Minnesota.

Members Present: Councilmember Ryan Heineman – attended remotely
Councilmember Chelsea Howell
Councilmember Debra Musgrove
Councilmember Chris Riley
Councilmember Dan Specht
Councilmember Matt Woestehoff

Members Absent: Mayor Kuzma

Also Present: City Administrator Brian Hagen
City Engineer/Interim Public Works Director Westby
Finance Director Diana Lund
Fire Chief Matt Kohner
Administrative Services Director Colleen Lasher
Police Captain Brad Bluml
Assistant City Engineer Joe Feriancek – attended remotely
City Attorney Fritz Knaak

1. CALL TO ORDER

Acting Mayor Riley called the City Council Work Session to order at 5:32 p.m.

2. TOPICS FOR DISCUSSION

2.01: Discuss 2022 Game Fair Invoice

City Administrator Hagen reviewed the staff report and provided the information concerning the invoice for the police department fees related to the Game Fair as well as general labor and equipment hours logged by Public Works from the Game Fair event. He stated that when the invoice was sent to Game Fair, the payment was sent back at half of the amount, citing that this payment matched past practices. He added he discussed with other Staff and found that this was past practice, however, it was under a different Council and administration. He asked for updated feedback on if this current Council wants to continue this direction.

Councilmember Specht stated he would be okay with half of the invoiced amount to leave the possibility of a good future and good relationship with Game Fair. He added that at some point it would be beneficial if there were a police or City Staff out there. He would hate to lose Game Fair.

Acting Mayor Riley added that Game Fair is very vital to the City and Game Fair does a great service to Ramsey.

Councilmember Woestehoff asked if Council or anyone else knew what a similar sponsorship package with Game Fair would cost for the booth and the marketing materials. He stated he imagined it was over the cost of half of the invoice.

City Administrator Hagen stated he did not know what a sponsorship package would cost, however; the booth cost was approximately \$700-\$800. To Councilmember Woestehoff's point, he added that Game Fair did use Ramsey's logo and announced on the Game Fair website that they were in Ramsey so it served as some advertising in that perspective.

Councilmember Heineman asked if a quote had been sent to Game Fair or if only an invoice had been sent. He stated that this year, the City should let Game Fair pay the half and in future years, send them different quotes with different options so that there is an agreed upon price before the actual event.

City Administrator Hagen mentioned there was no discussion up front, however; it is something to think about moving forward. He added the planning aspect started a little late and Game Fair only reached out less than a month before the event.

Councilmember Heineman reiterated his point about sending them a quote in the future. He asked for confirmation that the services the City billed for was double what it had been in the past.

City Administrator Hagen said no and that the invoice amount is generally in line with what Game Fair has received in the past; however, historically, the City has waived half of that fee, partially due to having a free booth at the event and allowing Ramsey to advertise what is going on in the City.

Acting Mayor Riley said he was comfortable with this and suggested that moving forward they memorialize this.

Councilmember Musgrove stated she was glad Staff brought this forward because of the difference in circumstances. She added she is not happy to see this, although Game Fair is a valued member of the Ramsey community, she thinks that Game Fair assuming that they will get all the services for not having Ramsey participate in it is not the predicate that Game Fair would have with a previous agreement. She is glad to talk about some kind of agreement or understanding moving forward. She does not want it to be assumed year after year that whether or not Ramsey has a booth Game Fair will only pay for half of the services. She asked where the funds come from to pay for this.

Finance Director Lund stated the funds come out of the police budget as it was paid out of their overtime account. Approximately \$10,000 worth of overtime was billed and that the other half of the total, the \$5,000 came out of the overall budget of the general fund.

Councilmember Musgrove proposed the funds potentially come from the EDA since part of the other value was related to discussions concerning promoting Ramsey

Acting Mayor Riley agreed that it was a good idea for next year, since this year's funds were built into the 2022 budget.

Finance Director Lund shared that in the past, 50% has been funded by the EDA but it was not presented in this past year in regard to funding the additional 50% which is why it has been absorbed into the general fund.

Councilmember Howell stated it is reasonable to leave the paid amount from Game Fair as half for this year. Going forward, she asked if Game Fair makes money and they profit from having the Game Fair in Ramsey, why should the taxpayers fund half of their police expenses. She added she would not be in favor of paying half moving forward.

Councilmember Specht asked if Ramsey gave Game Fair any other funding or if it is just the money for the services.

City Administrator Hagen said that was correct.

Councilmember Specht mentioned that he saw many different advertisements for Ramsey around town and he does not know the equivalent would be of the benefit the City is getting in, so he sees that Ramsey is getting some benefit back but it is not enough to make it worthwhile.

Councilmember Woestehoff asked Councilmember Musgrove if she was suggesting that the EDA pay for the half that Game Fair is not paying.

Councilmember Musgrove confirmed.

Councilmember Woestehoff then explained that the EDA would pay the police department for that half.

Councilmember Musgrove added that there seems to be a lot of promotion and advertisement that should come out of the EDA fund rather than the police fund.

Councilmember Woestehoff agreed that this was a great solution.

Councilmember Musgrove asked if more information could come back to the Council regarding potentially just paying for a booth and how much the booth and Staff time would cost as well as the cost of police services for next year and how this would work into the budget for next year versus waiting until the next Game Fair to decide.

Acting Mayor Riley asked if Councilmember Musgrove was asking for next year if the Council can get the information ahead of time for the Council to be able to make decisions on.

Councilmember Musgrove said yes and that she would also like to hear some of the options of different things, such as, Ramsey paying for a booth and Game Fair paying for the services, or half of the services, and what portion would come from the EDA and what portion would be paid out from Game Fair.

Acting Mayor Riley stated this is a perfectly good discussion for the future; however, there is still the present discussion of half of the invoiced amount from this year. He added that it seems like the consensus of the Council is to go with the 50% and that money come out of the EDA fund rather than the police fund.

Councilmember Heineman stated that it seems like the City is subsidizing the invoice quite a bit, because if it is only \$800 for a booth and the City is paying for parking for the Staff, it sounds like if the City bills Game Fair for the money going forward and then the City just paid their own way it would save money. He asked if Ramsey could just pay the 50% that Game Fair is asking this year and in the future make it a practice for Ramsey to pay their own way for a booth and charge Game Fair the full amount.

Councilmember Woestehoff stated he agreed with Councilmember Heineman and echoed Councilmember Specht's point that Ramsey gets a lot of publicity from the Game Fair. He added that he pulled up the information and a 20'X20' booth at Game Fair is \$1,700. He added he is unsure if every exhibitor gets their logo on all of the marketing materials. He agreed that his consensus for now would be to pay the other half that Game Fair is asking Ramsey to pay and move forward with other discussions for coming years.

Councilmember Heineman stated that if the total value of the free booth and the advertising equals the difference in the invoice, then he thinks it is okay to continue to move forward with that, but if the total value is less than the half of the invoice then a different discussion needs to be had about what is more beneficial to Ramsey. He emphasized the need to determine if Ramsey is losing money on the agreement or saving money.

Acting Mayor Riley stated it seems the Council is in agreement with this year's total of paying the 50% coming out of the EDA fund. He added he imagines that Coca-Cola and the other high level sponsors pay much more than \$5,000 for their sponsorship; however, this discussion can be had later to quantify the value.

The consensus of the Council was to pay the other 50% of the invoice out of the EDA fund as well as making it a point to revisit this before the next Game Fair event.

2.02: Final 2023 Budget/Levy Review Before Preliminary Adoption on 9-27-2022

Finance Director Lund discussed the Staff report and gave a summary of what was discussed at the last work session on August 23. She stated the net result of removing the police squad video cameras and the unmanned aerial vehicle was \$186,000 reduced from the tax levy. She explained the preliminary amount that would be presented at the September 27 meeting would be \$18,292,245, representing an increase of almost \$2,979,000 or 19.64% over last year. She added that this number does include the additional road debt so there would be a 15 year levy in the

amount of \$1,145,000. She explained the tax effect on the taxpayer. She mentioned the tax capacity rate based off of the reduction of \$186,000 makes it 40.562% versus 42.238% in 2022; however, these numbers are subject to change. She explained that if there were no changes this evening, this is what will be presented at the next meeting on September 27 and will go out on the property tax statements that the taxpayers will receive in November.

Councilmember Specht thanked Finance Director Lund for all of her work on this. He added that last year's Ramsey Resident was done well because it described some of the changes to the road funding pavement management program and thinks that if this could be sent out in a similar easy to understand format that would go over well with the taxpayers so they understand where the money is going.

Acting Mayor Riley asked if the general fund is going up by \$1,400,000, or 12%, but it is about \$1,145,000 for roads.

Finance Director Lund stated the general levy does not include anything related to roads, it stands alone to cover the operations of the City, the \$375,000 from the APRA funds is within the general fund budget but will transfer in, so it does not affect the general tax levy. The pavement management levy is the amount that was levied last year plus an additional 5%, and the additional debt service of the 15 years related to the roads falls under the bond levy.

Acting Mayor Riley asked about the increase that was talked about and if that was hitting the debt service levy.

Finance Director Lund said yes.

Acting Mayor Riley stated the general fund is increasing 12% mainly due to wages. He explained that these numbers are what was discussed and the consensus of the Council at the last work session meeting. He asked Councilmember Heineman if he had anything to add or any questions, as he was not at the last meeting.

Councilmember Heineman said that he was present at the last meeting.

Councilmember Musgrove asked City Administrator Hagen about the discussion of the Recreational Specialist and the opportunity to compensate for that wage increase. She mentioned she spoke with Interim Parks and Assistant Public Works Director Riverblood and he said there was some work done on this. She asked if there were any updates on this.

City Administrator Hagen explained that he thought most of the discussion was around the park dedication fee and whether that could be used or not, which it cannot be used outside of new improvements or purchases for parks. He stated there are gambling proceeds that offset some of the programming. He was not sure what else was out there other than charging for some of the programs.

Councilmember Musgrove asked if there would be fees that could be assessed to help compensate for the increase in the wages.

Finance Director Lund explained that rates, fees, and charges schedule is currently being worked on and some of that information could be in this schedule, but as of right now she does not know if those types of fees are proposed.

Acting Mayor Riley stated that gas was a major increase and he understood gas was high and is coming down. He asked if it was a reasonable assumption to make that it would be less of an increase.

Finance Director Lund reiterated this is preliminary and as it comes closer to the time of the final budget there may be a better idea of what is happening in the economy. She added she is using numbers from the past and accounting for the new vehicles and the increase in gas prices that have been seen, she is estimating these numbers. She said she will continue to watch the numbers but she does not feel comfortable reducing the gas numbers at this time.

Councilmember Specht stated the fees can be looked at later.

Councilmember Musgrove asked about the LOGIS contract and the \$20,000 increase. She asked if that meant there would be an increase in Staff access or if they will be providing more Staff access.

Finance Director Lund explained that there are so many software packages from LOGIS and this was the price increment increase in those items. She directed Councilmember Musgrove to page 26 of the package so Councilmember Musgrove can see what is increased. Finance Director Lund mentioned the largest part of the cost in the server backup hosting, which increased from \$40,000 to \$54,000.

Councilmember Woestehoff asked if the major increase is a natural increase or if it is due to the body cam system.

Finance Director Lund stated that the City is now backing up items on an off site server and she believes that this is the reason for the cost increase.

Councilmember Musgrove asked because in the past LOGIS has only had so many staff and the City could not use them a lot because of their low staffing. She asked for confirmation that this is mainly programing increases not increasing any staff access.

Finance Director Lund said yes and when looking at the software packages they are all from LOGIS.

Councilmember Specht stated that he spoke to IT Manager Frederickson in July about another possible solution of Metro-iNet and there was a list of 18 items and how much is paid for each thing and it was still more cost efficient with LOGIS.

Councilmember Woestehoff said he did some quick math and looking at the contract section it is only about a 6% increase, which is in line with what he would expect.

Councilmember Specht added that Acting Mayor Riley said it well last time, that he does not love the way the budget looks, but this is what the City needs. He added it would be nice to cut the budget but as the Council goes through the budget, these are the needs of the City and he is comfortable with where the budget is.

Councilmember Musgrove agreed and thanked Finance Director Lund for all of her hard work with changing numbers and getting back to the Council with information.

Acting Mayor Riley told Finance Director Lund how much her work is appreciated.

Finance Director Lund mentioned the \$1,900,000 of ARPA funds that will be applied to the roads and asked if it was okay if she applied that money against the road projects this year so she can get that recorded that these funds have been used and it stays in the pavement management fund. She further explained that there will be bond money going towards the roads as well and there are date restrictions and this way she can continue to meet the timelines and it saves the pavement management funds for the roads.

Acting Mayor Riley said he believes everyone would be okay with that and it is just a matter of allocating these funds. He would love to see the money spent as fast as possible, given the City's resources and abilities the money will still be spent over a number of years, but the roads are currently deteriorating.

Finance Director Lund stated she wanted to make everyone aware because there will be a single audit on it this year.

Acting Mayor Riley asked if the single audit is only for this year.

Finance Director Lund explained that there is one each year if it exceeds \$750,000 in federal dollars and there will most likely be one next year also.

Acting Mayor Riley asked if it was a major program with its own reporting.

Finance Director Lund said yes.

Acting Mayor Riley asked if this would be done in one year.

Finance Director Lund stated the \$1,900,000 would be used up this year as well as the police cameras so the City may fall below the \$750,000 for next year since only \$375,000 will be used for the spray patching. She discussed since the Council had already decided to issue debt by the end of the year and with December 13 being the last Council meeting, the bond issuance needs to be started the same night the levy is adopted, which will be September 27. During this meeting it will be called for a public hearing since the City is issuing road reconstruction bonds which are subject to reverse referendum so there is a 30 day waiting period, where it would ask for a public hearing on September 27, go to the paper on September 30, the public hearing would be held on October 11, the rating will be on December 5 and it will be brought for the sale of bond at the

December 13 meeting. She added that more can be discussed about the bonds in regard to the water treatment plant. She added that if a larger bond issue is done all at once, normally bigger firms will give a better rating, which could have a reduced interest rate. She mentioned that PACT Charter School is issuing their debt at the end of September and part of that was them escrowing funds if the City issued less than \$10,000,000 but with the City's issuance of \$12,000,000, PACT will no longer have to spend these funds. She said she will communicate with PACT on the City's issuance numbers.

Acting Mayor Riley asked the Council if they were all in agreement.

Councilmember Specht asked about a rough estimate of a time frame of getting caught up on these projects.

City Engineer/Interim Public Works Director Westby stated that he is diligently working on this and there is a plan to spend the bond money within three years and it would have to be spent by December of 2025. He added that the City will need to use a consultant for one of the larger State aid projects each year over the next three years and the rest can be done in house.

Acting Mayor Riley asked if it was \$12,000,000 of bond money in addition to the \$1,700,000 that the City would be setting aside every year.

City Engineer/Interim Public Works Director Westby said that was correct.

Councilmember Specht asked about the COVID money as well.

Finance Director Lund stated it will all go into the pavement management fund.

Councilmember Specht added this will tie into the Highway 10 construction.

City Administrator Hagen mentioned the motion that will be made later this evening in regard to the temporary snow plow wages and wanted to see if the Council had any questions on this as part of the budget process.

Administrative Services Director Lasher discussed the first case on the regular agenda to increase pay scales of the temporary ice rink attendant and the temporary on-call snow plow driver. She explained the estimated increase for 2022-2023 is \$5,040 if Council agrees to her recommendation. She added this money would be spread over the two budget years and the 2022 portion would come from the savings due to Staff turnover this year and the 2023 portion would come from the contingency fund.

Acting Mayor Riley stated he believes if they did not do this the City would not be able to hire anyone.

The Council was in agreement to move forward with the wage increase.

City Administrator Hagen explained that Mayor Kuzma was reached out to by the Mississippi River Cities and Towns Initiative which is an association that Ramsey has been a part of in the past, but since has been dropped. He stated the request is coming from a bridge over the Mississippi and which will be a priority to Ramsey in the coming years and it could be an association that Ramsey becomes part of again. He added the association can help with funding resources, how to design the project, and other things of that nature. He wanted to gauge Council's opinions on considering this association in the future. He stated the quote for 2022 was \$3,000.

Councilmember Musgrove stated she is not in support at this time. She thinks right now it would be better to get local people together in regard to the Mississippi crossing and get action going on a local level. She added it may be something worth looking into down the road.

Councilmember Howell agreed with Councilmember Musgrove and is not in support at this time.

Councilmember Heineman said he did not really know what Ramsey would be getting out of this. He mentioned he liked the idea of working with cities directly, starting with Dayton. He stated he is also against it at this time.

Councilmember Specht agreed that with the tight budget now he is not in support. He discussed the meeting from last December with some of the State Representatives and it was not much of Ramsey's appetite at the State level. He said it seems to be quite a ways off before anything will happen.

Acting Mayor Riley said it seems the consensus is a no for right now.

City Administrator Hagen stated the cell tower lease is set to expire in approximately three years and the City was reached out to amend or extend the agreement. The current lease amount is \$2,800 a month which is \$33,600 a year, the proposal is to drop it to \$1,800 a month. He added the notion behind it is that the cell towers on top of water towers are 4G capable and this technology is changing, and carriers are decommissioning sites. He asked for Council's feedback on how he should push back with Verizon on the lease amount, if he should stand firm on the price so the City can get the revenue while risking them walking away or drop the lease amount to keep them in the agreement. He added that Verizon would be requesting up to 25 years, which equals \$600,000-\$650,000 depending on the final agreed upon amount over the 25 years.

Acting Mayor Riley asked if any discussion had been had on a fair market value would be from an outside party.

City Administrator Hagen said he reached out to some other cities and those cities are getting a much better rate. He added that they would continue to push back as the equipment is already on the water towers and Verizon would not have to build their own standalone tower so there are cost savings there. He stated other cities are seeing close to \$2,500-\$2,700 a month in revenue on leases established within the last two years.

Councilmember Woestehoff asked for clarification that this is for the water tower.

City Administrator Hagen said yes.

Councilmember Woestehoff asked if it was just one location or multiple.

City Administrator Hagen said he was only aware of only one location.

Finance Director Lund added it is only one, there are other leases but this is the only one with these requests.

Councilmember Woestehoff asked if the other leases are equal in value.

Finance Director Lund stated the others are higher. She asked if the 4G was obsolete why would Verizon want a 25 year lease.

City Administrator Hagen said 4G is not completely obsolete, Verizon is just saying there might be a tower in Ramsey and in Elk River and one could be dropped, and the necessary coverage would still be provided for their users.

Councilmember Woestehoff stated when the number of Gs goes up smaller cells are needed, so hypothetically they would need more towers. He does not expect 4G to go away in the next 15 years as a lot of people still use 3G.

Councilmember Heineman asked City Administrator Hagen if there was someone who could gather additional quotes of other cell phone providers that could use the tower. He asked if it had to be exclusively Verizon.

City Administrator Hagen reiterated Finance Director Lund's point that they have lease agreements with other carriers, such as Sprint and T-Mobile on Ramsey land so there may not be a location that is good for another carrier that is not in town already. He added he talked to a city that recently signed with Dish so there may be other entities that are interested; however, the City is pretty well covered for the major carriers.

Councilmember Heineman explained if Verizon does not have a tower if they are still required to provide service to customers and have to use another carrier's tower which would cost more money and stated this could be used as leverage for the lease amount.

Councilmember Specht said with three more years on the current lease he thinks the City should hold out for more money and keep the lease amount higher. With three years left in the lease there is no rush to extend.

Councilmember Musgrove asked City Administrator Hagen to repeat the numbers of the current amount and what Verizon is requesting.

City Administrator Hagen stated currently the City is collecting \$33,600 annually from Verizon and Verizon wants to drop it by \$1,000 per month, dropping the annual total to \$21,600, losing the

City \$12,000 in revenue. He added terms would increase over the years, stating over 25 years the City would collect \$660,000.

Councilmember Musgrove shared her thoughts of starting as close to the current amount as possible, even if that means doing another negotiation in another year. With the cost of everything going up a lease should not go down.

City Administrator Hagen said Verizon is telling him they do not have as big of a need for this tower as many other tower locations, so Verizon is having to drop some.

Councilmember Musgrove stated she is leaning towards not reducing the lease amount.

Councilmember Howell appreciated Finance Director Lund's point of why Verizon will need a 25 year lease if they will not need the tower.

Councilmember Specht stated he does not want to see decreased coverage for the residents but the City is in no rush to move forward with this.

Councilmember Musgrove wanted to clarify the increase in the ice rink attendant wage was also for the increase in snow plow driver wages.

Administrative Services Director Lasher said yes. She added she will be presenting this in more detail at the Council meeting later that evening.

City Engineer/Interim Public Works Director Westby presented the information discussed at a previous meeting in regard to looking at possibly ordering two snow plows this year with the intention of not replacing the motor grader that is in the budget for 2026 and having these snow plows in service by the winter of 2024. He said there is a motor grader in the CIP for 2026 to replace the 1999 John Deere and the CIP amount is \$472,000 in 2022 with equipment and everything needed. He said the intention is to replace this in the CIP with two snow plows, which would cost approximately the same amount. One of the plows will take the route of the motor grader and the other will be used for the new roads and the extension on Riverdale Drive. He mentioned that the City exceeded their eight hour snow clearing timeline that they try to target so more plows are needed. He added that it is approximately an 18 month window from when the plows are ordered until they are delivered. He mentioned the plows do not need to be ordered right away, and if they did it would be a hit on the 2023 budget and it would have to be paid for in 2023. He stated it can wait until early 2023 for them to be ordered and still have time to get them before the snow season in 2024. He asked for feedback from Council on if the plows should be ordered now or would like to revisit this at a later date.

Acting Mayor Riley said he loves the idea of getting two snow plows to replace one, but he asked what happened in a few years when the grader needs to be replaced.

City Engineer/Interim Public Works Director Westby said the grader has been looked at and it is deemed in good condition. He said the one item the mechanics are surprised has not needed to be replaced yet is the transmission; however it is running really well and if it is out of rotation for a

plow route and it is just used to grade the gravel roads it should have a number of good years left in it.

Councilmember Musgrove said she is comfortable with the two new snow plows. She mentioned she was not sure if prices will change from now to the beginning of 2023

Councilmember Woestehoff stated he generally agrees. He mentioned that a snow plow was budgeted for in the capital outlay worksheet. He added that the numbers on the budget worksheet and the numbers City Engineer/Interim Public Works Director Westby gave differ.

City Engineer/Interim Public Works Director Westby explained the one on the budget worksheet is a tandem and the ones he requested are single axles.

Councilmember Woestehoff asked if the two requested would replace the budget line item.

City Engineer/Interim Public Works Director Westby said no because the line item request is a replacement unit and the two new snow plows would be brand new units in addition to the one on the capital outlay budget.

Acting Mayor Riley added next year's budget has not been set and this is looking at locking in something for the year beyond that.

City Engineer/Interim Public Works Director Westby believes there is now time to push this off and it can be discussed at the beginning of 2023.

Acting Mayor Riley added it is a good discussion.

Councilmember Musgrove mentioned this would take off the cost of the grader later on since the grader is in the CIP. She thinks getting two snow plows for the increased work is valuable.

Councilmember Woestehoff agreed; however, he does not think any decisions need to be made today and it can be talked about in January or February.

Acting Mayor Riley asked if everyone was generally in agreement that it will be further discussed and finalized later.

Councilmember Specht asked if costs will go up within the next few months. He added he is comfortable with waiting until January to discuss but if costs go up he would rather see the order placed now.

City Engineer/Interim Public Works Director Westby shared there is about a 15%-20% increase from 2022 to 2023, so 17% was added to the estimates to account for this.

Councilmember Woestehoff asked if it is an 18 month timeline would it be a 2024 budget item regardless.

City Engineer/Interim Public Works Director Westby explained it has to be paid upon within 30 days of receiving the cabin and chassis, which will ship to them likely in the third or fourth quarter of next year.

Councilmember Heineman shared that based on his knowledge, prices will not continue to increase and prices should be leveling out. He likes the idea of saving money by buying the snow plows now, but he would also be willing to revisit later because he does not think there will be a 20% price jump into next year. With frontloading other costs, like the police vehicles, he feels comfortable pushing this discussion to next year.

Acting Mayor Riley asked if everyone was in agreement with moving this discussion to the beginning of next year.

Councilmember Specht stated he is still leaning towards this year.

There was a consensus of the Council.

2.03: Review Estimated Project Costs, Funding Sources, and Construction Schedules for Proposed Water Treatment Plant Improvements

City Engineer/Interim Public Works Director Westby gave a presentation on the proposed water treatment plant improvements. He discussed the feasibility study that was done in March of 2021 and shared the costs at the time for the proposed improvements was just under \$29,000,000. He shared this was broken into two components, the trunk water main improvements, which would bring the water from the wells to the water treatment plant. He said the bids came back at almost double what the original estimate was for this project. The original estimate was for just under \$4,000,000 and the new bids are at over \$7,000,000. He mentioned that in the meantime the water treatment plant design has been worked on, which is now estimated to cost \$38,600,000. He shared that there is a shortage of concrete and many smaller contracts are being turned down for concrete orders, so he is not sure what will happen with cement costs in the coming years. He shared that he received notice on the Riverdale Drive project that the cable barrier supplier is running out of material. He shared the new estimated cost of the project is \$47,600,000. He stated that his team has been working to refine the plans to keep costs down for the water treatment plant and the truck water main projects. He mentioned the project schedule is at about two years due to the supply shortages and demand. He added that he would like to see the plant go live a few months before peak water use season to be able to work out any bugs and commission the plant. He explained that he would be looking to bring something to Council at the next meeting to approve plans and go out for bids. He mentioned the trunk water main improvements are not as time sensitive as the water treatment plant as it is likely a four month build. He reminded Council this was driven by the health department finding manganese in the water supply which caused the City to only use wells with the lowest concentration of manganese. He said since then the City has done a good job of keeping the concentration in a safe range. He asked Council if they see the need to move forward with the plant at this time or if there should be a pause on bidding the project to see if prices come down in the future.

Councilmember Musgrove asked City Engineer/Interim Public Works Director Westby if the plant was not done at this time, when would he suggest it is looked at again for going out for bids.

City Engineer/Interim Public Works Director Westby stated that with all those who have been working in and around this project that everyone would just keep an eye on things to figure out when would be a better time.

Councilmember Musgrove shared her thoughts to pause the project and not go out for bids and have City Engineer/Interim Public Works Director Westby come back when he hears things would be better.

Acting Mayor Riley shared that in the CIP it identifies the cost \$32,000,000 and asked if this is comparable.

City Engineer/Interim Public Works Director Westby said that is correct and the number in the CIP would be revised.

Finance Director Lund added that the \$32,000,000 was a number that could be funded internally. With the cost over \$47,000,000 about \$14,000,000 would need to be bonded, adding \$4,600,000 of interest over 15 years. She discussed the handout where she accounted for these increases. She shared that these numbers are based off of today's interest rates and these too could increase.

Acting Mayor Riley asked if they were to build today they would be locking in rather large increases for the utilities.

Finance Director Lund said yes.

Councilmember Woestehoff thinks that this project should be pushed forward, as he understands the impact is not on every taxpayer, just those who use the services and it would be funded by the enterprise funds. He asked if this was correct.

Finance Director Lund said about 50% of residents are on City sewer and water.

Councilmember Woestehoff asked if it would affect the tax rate at all.

Finance Director Lund shared it would affect the rates for using the water.

Councilmember Woestehoff thinks that the price will likely be the same in two years and without knowing what interest rates will be, clean drinking water needs to be the priority. He realizes it is expensive but he does not see the price coming down for it at all and safe water is most important.

Councilmember Heineman asked if the Ramsey water rates compared to surrounding cities.

Finance Director Lund shared that Ramsey's water rates are low and raising them 10% moves Ramsey closer to Anoka.

Councilmember Heineman asked if Ramsey were to match the average rate the difference would be able to pay for the treatment facility.

Finance Director Lund said that increasing the rates to the average rate would be a lot more than a 10% increase.

Councilmember Heineman asked if the 10% was needed to fund the project.

Finance Director Lund said she used the 10% to see what it would look like using the 15 year debt using a \$14,000,000 bond; however with the new total more would need to be bonded for. The debt could be pushed out to a 20 year debt, increasing interest while decreasing the debt service payments annually, or increasing the rates the residents pay. She added there are only 4500-5000 people paying for the water so it would not be that big of an increase collected to offset the major increase in cost.

Acting Mayor Riley asked if the increases are a continued increase not just a one-time increase.

Finance Director Lund said yes.

Councilmember Woestehoff asked if the calculations account for new households.

Finance Director Lund shared she based it off of prior year revenues and doing an 8% increase across for usage.

Councilmember Woestehoff commented that there have been 1,000 houses previously approved in the City, so the number of users will go up.

Finance Director Lund stated the numbers reflect what has been collected and water usage went down this year.

Councilmember Specht reiterated there is no way of knowing what costs will do in the future and that safe water is most important. He mentioned that he had discussed with Councilmember Woestehoff that breweries and other businesses are attracted to cities who treat their water and this could help Ramsey attract those businesses. He added he does not see it as a huge rush, but with more users he wants to make sure the water is safe for all residents.

Acting Mayor Riley discussed the recent spike in lumber costs and even though the costs are high now, they have come down. He stated safe water is vital; however, he thinks by using the safer wells the City has been able to provide safe water. He would like to see a pause put on this while continually monitoring the situation regarding costs.

City Engineer/Interim Public Works Director Westby added that other cities are dealing with this same situation and Ramsey is farther along in the process than these cities. He noted that the spikes in manganese coincide with peak usage. He mentioned that Lino Lakes did a watering restriction for all residents throughout the summer so they did not have to use the higher manganese wells.

Councilmember Howell asked if there was any way to treat manganese in water outside of a water treatment plant.

City Engineer/Interim Public Works Director Westby explained that there are some biological treatments that could be used in the different pumps. These well options that were looked at early on. He said there are not any portable options that could treat the whole water supply system.

Councilmember Specht mentioned that water softeners are effective in removing manganese and asked if rebates could be offered for those who get a water softener to encourage that.

There was a consensus of the Council

3. TOPICS FOR FUTURE DISCUSSION

3.01: Review Future Topics/ Calendar

Noted.

4. MAYOR / COUNCIL / STAFF INPUT

None.

5. ADJOURNMENT

The Work Session of the City Council was adjourned at 6:56 p.m.

Respectfully submitted,

Brian S. Hagen
City Administrator

ATTEST:

Katie M. Schmidt
City Clerk

Drafted by Ava Rokosz
TimeSaver Off Site Secretarial, Inc.

TABLE OF CONTENTS

1. CALL TO ORDER 2

2. PRESENTATION..... 2

 2.01: Presentation Proclaiming September 17-23, 2022 as Constitution Week 2

3. CITIZEN INPUT 2

4. APPROVE AGENDA 2

5. CONSENT AGENDA 3

6. PUBLIC HEARING 4

 6.01: Public Hearing: Police Body Worn Cameras - public comment on policy 4

 6.02: Public Hearing: Consider Easement Vacation For Blue Line Collision at 6710 Highway 10 NW 5

7. COUNCIL BUSINESS..... 7

 7.01: Adopt Resolution #22-215 to Authorize an Adjustment to the Pay Scales for Temporary Rink Attendants and Temporary Snow Plow Drivers..... 7

 7.02: ~~Consider an Interim Use Permit (IUP) for 14700 Armstrong Blvd. NW.~~ 8

 7.03: Consider Resolution #22-212 Denying an Easement Encroachment Agreement for 7160 148th Ln NW (Project 22-137); Case of Demetrious and Christine Jones..... 8

 7.04: Adopt Resolution #22-209 Approving the Development Agreement for PACT Charter School 15

8. MAYOR, COUNCIL AND STAFF INPUT 17

9. ADJOURNMENT 18

**CITY COUNCIL
CITY OF RAMSEY
ANOKA COUNTY
STATE OF MINNESOTA**

The Ramsey City Council conducted a regular meeting on Tuesday, September 13, 2022, at the Ramsey Municipal Center, 7550 Sunwood Drive NW, Ramsey, Minnesota.

Members Present: Councilmember Ryan Heineman
Councilmember Chelsee Howell
Councilmember Debra Musgrove
Councilmember Chris Riley
Councilmember Dan Specht
Councilmember Matt Woestehoff

Members Absent: Mayor Kuzma

Also Present: City Administrator Brian Hagen
Administrative Services Director Colleen Lasher
Planning Manager Todd Larson
City Attorney Fritz Knaak
Police Captain Brad Bluml
City Planner Brain McCann

1. CALL TO ORDER

Acting Mayor Riley called the regular meeting of the Ramsey City Council to order at 7:00 p.m., followed by the Pledge of Allegiance led by Acting Mayor Riley.

2. PRESENTATION

2.01: Presentation Proclaiming September 17-23, 2022 as Constitution Week

Acting Mayor Riley read the proclamation and presented it to Dawn Sieber of The Daughters of the American Revolution.

Ms. Sieber came forward and accepted the proclamation and shared her appreciation for Ramsey's support in honoring Constitution Week.

3. CITIZEN INPUT

None.

4. APPROVE AGENDA

City Administrator Hagen stated two items on the agenda were requested by Staff to be removed from the agenda due to having other parties involved and not being ready for consideration. These items were Consent Agenda item 5.17 and Council Business item 7.02.

Motion by Councilmember Woestehoff, seconded by Councilmember Howell, to approve the agenda as revised.

A roll call vote was performed:

Councilmember Musgrove	aye
Councilmember Specht	aye
Councilmember Howell	aye
Councilmember Woestehoff	aye
Councilmember Heineman	aye
Acting Mayor Riley	aye

Motion carried.

5. CONSENT AGENDA

Motion by Councilmember Musgrove, seconded by Councilmember Woestehoff, to approve the following items on the Consent Agenda as revise to remove Item 5.17:

- 5.01: Receive June 2022 Financial Reports - General Fund and Enterprise Funds
- 5.02: Receive July 2022 Financial Reports - General Fund and Enterprise Funds
- 5.03: Receive Cash & Investments for Period Ending August 31, 2022
- 5.04: Note the Following Boards, Commissions, and Committee Meeting Minutes:
 - 1) Environmental Policy Board Dated July 18, 2022
 - 2) Economic Development Authority Dated July 14, 2022
 - 3) Parks and Recreation Commission Dated July 14, 2022
 - 4) Planning Commission Meeting Minutes Dated July 28, 2022
 - 5) Public Works Committee Dated July 19, 2022
- 5.05: Approve the following Meeting Minutes:
 - 1) City Council Work Session dated August 23, 2022
 - 2) City Council Regular dated August 23, 2022
- 5.06: Approve Rental Licenses
- 5.07: Approve Business Licenses
- 5.08: Authorize the Purchase of Police Body Worn Camera
- 5.09: Authorization to Hire a Communications Coordinator
- 5.10: Adopt Resolution #22-214 Approving Cash Disbursements Made and Authorizing Payments of Accounts Payable Invoicing Received During the Period of August 18, 2022 through September 7, 2022
- 5.11: Adopt Resolution #22-188 Proclaiming September 17-23, 2022 a Constitution Week
- 5.12: Adopt Resolution #22-189 Approving a Conditional Use Permit to Exceed Allowable Accessory Building Square Footage at 15410 Nutria Street (Project No. 22-131); Case of Brady Doble

- 5.13: Adopt Resolutions #22-190 and #22-191 approving a Conditional Use Permit and Site Plan for Blue Line Collision
- 5.14: Adopt Resolutions #22-194 and #22-195 Approving Site Plan and Conditional Use Permit for Lil Explorers at 14725 Ramsey Blvd NW
- 5.15: Adopt Resolution #22-210 Accepting Additional Drainage and Utility Easement Over a Portion of 15153 Vicuna St (Project No. 21-112; Case of Preserve at Northfork LLC and Gregory and Judy Watke
- 5.16: Adopt Resolution #22-211 Declaring Costs to be Assessed and Calling for a Public Hearing on Proposed Assessment for Past-Due Charges on Municipal Utility Bills (which may include water, sewer, street lighting, recycling, storm water charges and penalties incurred) and Current Services Rendered.
- ~~5.17: Adopt Resolution #22-213 Approving Lease Cancellation for 6701 Hwy 10 NW; Case of Potters Church~~ This item was removed upon adoption of the agenda.
- 5.18: Adopt Resolution #22-217 Supporting a Special 2022 Minnesota Legislative Session

A roll call vote was performed:

Councilmember Musgrove	aye
Councilmember Specht	aye
Councilmember Howell	aye
Councilmember Woestehoff	aye
Councilmember Heineman	aye
Acting Mayor Riley	aye

Motion carried.

6. PUBLIC HEARING

6.01: Public Hearing: Police Body Worn Cameras - public comment on policy

Presentation

Police Captain Brad Bluml reviewed the staff report and recommendation to add a body worn camera to police officers. He explained the body worn camera policy was created with guidance from the administration by a group of officers from the department. He stated the policy had been listed on the Police Department webpage.

Councilmember Heineman asked if Police Captain Bluml could explain the officer's sentiment towards body cameras.

Police Captain Bluml shared he had spoken with officers and in 2020 Police Chief Katers assigned him to the patrol division and there was an overwhelming desire for body cameras. The officers did not want to be out in today's environment without the cameras recording them. Since this time they have worked towards getting them and he is pleased to be this close to getting these cameras for the officers. As he had mentioned to Council before, Ramsey has grown and added apartment buildings and large businesses and the microphone packs simply cannot reach in some places. He

added these cameras are not perfect but they capture evidence throughout the duration of the incident.

Councilmember Heineman shared he thinks it is important to let the residents know this is not an issue of trust.

Public Hearing

Acting Mayor Riley called the public hearing to order at 7:10 p.m.

Citizen Input

There was none.

Motion by Councilmember Musgrove, seconded by Councilmember Woestehoff, to close the public hearing.

A roll call vote was performed:

Councilmember Musgrove	aye
Councilmember Specht	aye
Councilmember Howell	aye
Councilmember Woestehoff	aye
Councilmember Heineman	aye
Acting Mayor Riley	aye

Motion carried.

The public hearing was closed at 7:10 p.m.

Police Captain Bluml added that if any resident does want to make a comment there is a form available on the Police Department webpage under Body Worn Camera.

6.02: Public Hearing: Consider Easement Vacation For Blue Line Collision at 6710 Highway 10 NW

Presentation

City Planner McCann reviewed the staff report and recommendation to approve the easement vacation at the subject property. He added the site plan and the CUP that were approved on tonight's Consent Agenda were contingent on the approval of the easement vacation. If a new site plan was proposed based on the new information, an amendment of the site plan would be required to show relocating the improvements to avoid the easement. He stated the applicant was not present but Staff can stand for questions.

Acting Mayor Riley asked what utilities are in the easement.

City Planner McCann said he believed it was a gas line and possibly telephone and electric.

Councilmember Woestehoff shared that according to the case it is actually lumen meaning it is an internet service provider.

Public Hearing

Acting Mayor Riley called the public hearing to order at 7:15 p.m.

Citizen Input

There was none.

Motion by Councilmember Musgrove, seconded by Councilmember Woestehoff, to close the public hearing.

A roll call vote was performed:

Councilmember Musgrove	aye
Councilmember Specht	aye
Councilmember Howell	aye
Councilmember Woestehoff	aye
Councilmember Heineman	aye
Acting Mayor Riley	aye

Motion carried.

The public hearing was closed at 7:15 p.m.

Council Business

Acting Mayor Riley asked if the Council had any other questions regarding vacating the easement. He stated it seems they can move forward with it and it will put the ball in the court of the landowner and developer.

Motion by Councilmember Woestehoff, seconded by Councilmember Howell, to adopt Resolution #22-192 approving the easement vacation for Blue Line Collision at 6710 Highway 10 NW.

Further discussion:

Acting Mayor Riley shared that this is coming up because the road that used to be in this place has been taken out and the easement is no longer where it belongs.

Councilmember Musgrove asked City Planner McCann what kind of communications were used to contact the applicant and notify them of the vacating easement.

City Planner McCann shared that a public hearing notification had been sent out for tonight's meeting and he reached out to the applicant once the agenda had been posted on the City's website. He added he also spoke to the applicant after the public hearing for the site plan and conditional use permit at the August Planning Commission meeting.

A roll call vote was performed:

Councilmember Musgrove	aye
Councilmember Specht	aye
Councilmember Howell	aye
Councilmember Woestehoff	aye
Councilmember Heineman	aye
Acting Mayor Riley	aye

Motion carried.

7. COUNCIL BUSINESS

7.01: Adopt Resolution #22-215 to Authorize an Adjustment to the Pay Scales for Temporary Rink Attendants and Temporary Snow Plow Drivers

Administrative Services Director Lasher reviewed the proposed resolution to increase the pay scales for the temporary rink attendants and temporary on call snow plow drivers. She stated a survey was conducted of similarly sized cities to see if Ramsey's pay scales are in line with these cities and found that Ramsey is lower than these cities. She shared the average snow plow driver pay was \$15.99-\$19.40 an hour in these cities. She learned that some cities do not hire temporary snow plow drivers and that they are able to get the snow plowing done with the existing staff. In regard to the rink attendants, the average pay is \$12.56-\$15.07 an hour and Ramsey's current starting pay is \$10.33 an hour. She discussed that minimum wage will be going from \$10.33 an hour to \$10.59 an hour in January. She said it was important to note that these are not CDL drivers, just regular licensed drivers to drive a pickup truck with a plow. She shared that five of the current plow drivers do intend to return if the increase is authorized. She shared the recommendation to adjust the pay scale for the rink attendants to \$13.00-\$14.50 an hour depending on qualifications, and for the pay scale for the snow plow drivers to \$16.00-\$20.00 an hour depending on qualifications. She clarified that she is looking to Council for permission to allow Staff to look at qualifications and not necessarily start a new hire at the bottom of the pay scale, but would have discretion to hire them within the range. She shared that the fund would be approximately \$5,000 over what was anticipated and that would be split over the 2022-2023 budget years.

Councilmember Specht thanked Administrative Services Director Lasher for her work on this and appreciates her taking the time to take the residents feedback on pay scales and use that to adjust the numbers.

Motion by Councilmember Specht, seconded by Councilmember Woestehoff, to Adopt Resolution #22-215 to increase the Temporary Rink Attendants pay scale to \$13.00-\$14.50 an hour depending

on qualifications and increase the Temporary On-Call Snow Plow Drivers pay scale to \$16.00-\$20.00 an hour depending on qualifications.

Further discussion:

Councilmember Musgrove wanted to thank Administrative Services Director Lasher for bringing this case forward. She stated in this economy in order to recruit snow plow drivers and rink attendants the City needs to stay competitive and she is in support of this.

Acting Mayor Riley shared that his son was a rink attendant about 15 years ago and he loved it.

A roll call vote was performed:

Councilmember Musgrove	aye
Councilmember Specht	aye
Councilmember Howell	aye
Councilmember Woestehoff	aye
Councilmember Heineman	aye
Acting Mayor Riley	aye

Motion carried.

~~**7.02: Consider an Interim Use Permit (IUP) for 14700 Armstrong Blvd. NW.**~~

This item was removed upon adoption of the agenda.

7.03: Consider Resolution #22-212 Denying an Easement Encroachment Agreement for 7160 148th Ln NW (Project 22-137); Case of Demetrious and Christine Jones

City Planner McCann reviewed the staff report and recommendation to deny the agreement as there are other viable locations on the property for this structure, property aesthetics are not sufficient to necessitate an easement agreement, and the property grade does not seem to be drastic and the structure may be located over a utility line for Connexus Energy. He added there have been previous incidents where the applicants have encroached into the easements. He stated that the applicants were in the audience.

Acting Mayor Riley asked for confirmation that Staff is recommending to deny this agreement.

City Planner McCann said that is correct.

Councilmember Specht asked what potential harm the shed has from being over the line other than possibly being over a Connexus Energy line.

City Planner McCann shared City Code states structures cannot be within easements, which is the main factor for Staff's recommendation, as well as the utility line.

Councilmember Specht asked if Connexus Energy would be able to verify this line or if there would be a City cost associated with finding out where the line is.

City Planner McCann said he is not sure and he assumes the property owners would have to allow Connexus onto the site to verify that.

Councilmember Specht asked if it would cost the City.

City Planner McCann said no.

Demetrious and Christine Jones, 7160 148th Lane NW, came forward and shared they were not aware of any kind of utility lines being in the egress area and stated there is only a small corner of the shed that is encroaching in the easement. Mr. Jones said that originally they were told it was only a five-foot easement before they bought the shed and the shed was purchased based on what they were told. Mr. Jones stated the City website stated to check with the City before purchasing a shed and he said he did call the City to find out what the easement was.

Mrs. Jones added that initially there was supposed to be a road behind their yard, since then the City has built a storage facility behind them instead of the road and she does not understand why there would be a need for a 10-foot easement. Mrs. Jones reiterated that they did call the City before they put their pool in and there were no utility lines. Mrs. Jones shared she believed the City would have acted in the Joneses favor when they built the storage facility. Mrs. Jones added when she spoke to the City Planner, they were told it was a water issue and the Joneses have lived there for 23 years and there has never been a water issue. Mrs. Jones said the storage facility was allowed to put a six-foot berm 10 feet off their fence line which she believes would be more of a water issue than their shed would be. Mrs. Jones shared that if anyone was to come to their yard, they would see that the front yard is higher than the backyard.

Mr. Jones asked if it was a drainage location as there are no sewers in that location.

Mrs. Jones shared it is approximately 30 square feet of the shed that is encroaching. The Joneses discussed the options that the City gave them if they did have to move the shed and why these options were not feasible.

Councilmember Musgrove asked the applicants who they called to spray for utility lines.

Mrs. Jones said she called City Planner McCann. She shared they did not buy permits for other projects. She stated they wanted to put a sidewalk to their pool and their pool guy said since it was a permanent structure that they cannot do that but they can put in a patio.

Mr. Jones added that they were quoted as a non-permanent structure. He commented that it does not state anywhere that flagstone is a permanent structure.

Councilmember Musgrove asked who came out and sprayed for the utility lines.

Mrs. Jones said the City came out and sprayed and said the only lines that were there prior to them putting in their pool were in the front yard.

Mr. Jones shared that if there is a large concern for drainage, the storage facility put in a six-foot berm and asked if that would change the flow of water more than his shed or patio.

Councilmember Musgrove asked how easy it would be to move the shed if someone needed to come and move a line if it was there.

Mr. Jones said it would not be a permanent structure so it could easily be moved.

Councilmember Musgrove asked if digging was needed in that area the shed would have to be moved and if it could be moved forward now and move it out of the easement.

Mrs. Jones stated then it would be on their sport court.

Councilmember Howell asked Staff if there were concerns with the corner of the shed causing flooding issues.

City Planner McCann said no.

Acting Mayor Riley asked what kind of easement this was, a drainage or utility easement.

City Planner McCann said it was both a drainage and utility easement.

Acting Mayor Riley asked if flagstone is considered a permanent structure.

City Planner McCann asked the applicant if Flagstone is the brand of the structure.

Mrs. Jones said it was the brand and it was a flat rock surface.

City Planner McCann stated any impervious service requires a zoning permit, similar to the sport court situation. He added if the patio consists of this type of material a permit would be required.

Councilmember Woestehoff asked if it would be required if it were Class 5.

City Planner McCann said correct.

Councilmember Woestehoff added no matter the size of the rock, as flagstone is a very large version of Class 5.

Councilmember Heineman asked is City Planner McCann could speak about the berm in the back of their yard from the storage unit.

City Planner McCann stated he can answer some questions, however the Ramsey Storage Center was before his time so he does not know all the answers. He shared his understanding is that the berm was part of the approvals for the project itself regarding the excess drainage.

Councilmember Heineman asked if the berm was put in place so the storage would not flood the neighboring houses or if this protected the storage unit from flooding from the neighbors.

City Planner McCann said he did digging into this and the berm was put in for visual screening separating the commercial use and the residential use. He added the berm is outside the 10-foot drainage and utility easement and it is not there for flood control, they are there for taking water out that flows from both properties. He said from discussions with the engineering department there is not a lot of slope or coverage and it does not get a lot of water and is there more so to protect the power line that is buried somewhere in the 20-foot gap.

Councilmember Heineman asked if the drainage easement is not getting a lot of water to the point where a six-foot berm would be approved, which could cause water backup, he thinks the drainage aspect needs to be taken out of the equation so it comes down to the utility aspect. When it comes to the utility line, he sees it as an easy fix to identify where the utility line is and let that guide the discussions going forward.

Councilmember Specht thanked the applicants for wanting to do the right thing and coming to the City to find out where the shed could be placed. He agreed with Councilmember Heineman and realistically this just concerns the small corner of a shed and not somewhere that would cause flooding or harm to the neighbors. He thinks that it is not allowing harm by having the small portion of the shed on the easement. He stated he is in favor of allowing it. He added he did want to be sure that the utility line be located and if it is under the shed then a new discussion will need to be had.

Councilmember Howell agreed with both Councilmembers Heineman and Specht.

Councilmember Musgrove stated that if there is a potential for going ahead with the agreement, point six talks about the amount of time that would be required that if there was a need to move the shed it would be 60 days and she thinks this is a long time and she would rather see 30 days as 60 days could put a lot of work off if someone needed to get in there rather quickly. She asked if the agreement talked about if the City or the utility company needed to get in there and do that if it would just be returned back to the flat level ground and if the applicant would be able to replace the patio back into the easement.

Mrs. Jones stated that Blue Fin put the sidewalk 10 feet off.

Councilmember Heineman added that he wanted to commend the Staff for working so diligently on this and he thinks sometimes a lot of work is put in and the Council makes a decision against their recommendation. He stated it is the Staff's job to do the discovery by the book; however, it is the Council's job to adjust it. He supported the Staff for taking it this far.

Acting Mayor Riley stated this is not the first nor the second problem that has been had with this. He said his problem is that the applicant is asking for permission for the third time.

Mrs. Jones said they were not aware that they should not have the patio until they went in for a meeting.

Mr. Jones added the people who installed their pool did say that there was a non-permanent structure rule on the easement so they went by what the pool installer told them. He said he gathered that nothing can go on the easement.

Mrs. Jones added this was not done purposefully.

Councilmember Woestehoff asked Staff in terms of these types of easements, although there may only be one utility there currently, the City is reserving the right for other providers to use this space in the future.

City Attorney Knaak said that is correct and the easement is for all utilities, current or future.

Councilmember Woestehoff stated that as the agreement is written, at any time a utility needs to get in there, no matter what it is, those costs of tearing it up and fixing it goes to the homeowner. He added that even though there is only one utility on the easement now, that is more than others in the City as they are there for future use.

Councilmember Heineman shared the angle in which the shed is proposed in the plan is not parallel with the line and asked if there was an opportunity to turn the shed so it was parallel with the edge of the sports court.

Mr. Jones said it was at an angle to be straight with the house and it could be moved closer to the neighbors to pull it off the corner.

Councilmember Heineman stated it looked like there were approximately five feet where they could move it and be out of the easement, although it would not be in line with the direction of the house, it would take it out of the easement.

Mr. Jones noted the space is actually less than five inches.

Councilmember Heineman asked if it was less than five inches away from the sports court.

Mr. Jones said it was less than five inches away from the six-foot easement from the neighbors.

Councilmember Heineman stated it looks like more than the five inches and asked City Planner McCann to explain.

City Planner McCann said he can do a mock drawing to see what it would look like if it is five feet off from the east line.

Councilmember Heineman stated this seems like a good possibility to keep the structure and get it off the easement.

Mrs. Jones stated it will not fit and they are only about a foot off the sports court and the drawing is not to scale.

Mr. Jones explained the dimensions between the house and the shed and the easement lines.

City Planner McCann drew a mock up to meet the six-foot set back and the shed still encroaches approximately two feet onto the easement.

Councilmember Heineman said he went back to his original statement of supporting the shed to stay as he sees that the applicants are meeting the nature of the law.

Acting Mayor Riley asked if any of the thoughts discussed had included finding exactly where the utility line is located.

Motion by Councilmember Specht to adopt Resolution #22-212 approving an Encroachment Agreement for 7160 148th Lane NW with the condition that the structure will not be over the existing line. Motion failed for lack of a second.

Councilmember Woestehoff asked to add an amendment to include a zoning permit for the structure, the sport court, and the pool patio with a variance to be approved.

Councilmember Musgrove asked to add an amendment concerning the 30-day requirement rather than the 60 day requirement.

Councilmember Howell asked to add an amendment that the applicant would have to remove anything that is encroaching on the easements if the City requires them to be removed at any time.

Motion by Councilmember Specht, seconded by Councilmember Woestehoff to adopt Resolution #22-212 approving an Encroachment Agreement for 7160 148th Lane NW with the condition that the structure will not be over the existing line and to include a zoning permit for the structure, the sport court, and the pool patio with a variance to be approved and update the verbiage to a 30 day requirement.

Further discussion:

City Planner McCann stated that another alternative that Planning Manager Larson brought to his attention was to draft, under the same number, a resolution for approval and put it on the Consent Agenda for the next City Council meeting.

Acting Mayor Riley asked Council if they would like this better so that they can see something in front of them or if they would like to move forward right now.

Councilmember Specht said he would not like to make the residents wait another two weeks to know for sure on this situation. He reiterated Councilmember Heineman's point of appreciating the work of Staff and the information that was presented.

Councilmember Woestehoff said that the order of events with a variance would have to run through the Planning Commission so another meeting would be needed anyway. He asked if from a calendar perspective that would come before or after the Council's next meeting.

City Planner McCann stated it would be after the next meeting because the deadline for the September Planning Commission has already passed so this would go on for the October meeting.

Councilmember Woestehoff confirmed it would not delay anything for the applicant to move this to the next meeting.

Acting Mayor Riley asked the applicants if they understood the direction of Council and if they were comfortable with what was being suggested.

Mr. Jones said yes.

Mrs. Jones asked if the Council wanted them to call Connexus Energy first to locate the utility.

Acting Mayor Riley said yes.

Councilmember Specht asked if the Council could vote on the motion on the contingency of Staff review to see if anything is missing. He wants to have an answer for the applicants today.

Councilmember Woestehoff commented it would still get stuck until October as the variance will not come to the Planning Commission until then.

City Planner McCann stated the variance is only for the existing patio, not the shed.

Councilmember Heineman wanted to make sure the residents did not lay down a foundation in the corner so when it needed to be moved it would be more simple.

Mrs. Jones said there is no intention of putting concrete there.

Councilmember Musgrove asked for a clarification on the motion if it was just for the shed and the patio will come back at another time.

Acting Mayor Riley said it was for all of the motions made; however, they cannot move on the variance as it is on its own timeline.

A roll call vote was performed:

Councilmember Musgrove	aye
Councilmember Specht	aye

Councilmember Howell	aye
Councilmember Woestehoff	aye
Councilmember Heineman	aye
Acting Mayor Riley	aye

Motion carried.

7.04: Adopt Resolution #22-209 Approving the Development Agreement for PACT Charter School

Planning Manager Larson reviewed the staff report and recommendation to approve the development agreement for the PACT Charter School. He added Mr. Fincher is present representing the applicant.

Acting Mayor Riley asked Planning Manager Larson to explain what is being requested tonight.

Planning Manager Larson stated in Ramsey the development agreement is a separate document that is voted on and it is the document with all of the conditions of approval from who does what and when it is done. This document compiles everything that has already been approved to be signed as the official agreement to keep the project on track.

Acting Mayor Riley asked for confirmation that Council is not being asked to approve the project as it has already been approved this is the final step of paperwork to ensure the project is done to the City's standard.

Planning Manager Larson said that is correct.

Councilmember Woestehoff asked for this to be pulled from the Consent Agenda because he had a few follow up questions. He mentioned one of the discussion points at a previous meeting was that in the development agreement there would be a mention or reference of some of the shared use agreements existing between the church and PACT for future improvements, such as the parking lot or the retention pond. He asked if these will be an addendum to a different document or a document on its own.

Planning Manager Larson said this has been reviewed and it will need to be recorded. The document is not something the Council approves, there just must be a document. As for the shared use with the park, he stated this does not need to be in the development agreement.

Motion by Councilmember Specht, seconded by Councilmember Howell, to adopt Resolution #22-209 approving the Development Agreement for PACT Charter School

Further discussion:

Acting Mayor Riley asked if the applicant had anything to say regarding the agreement.

Mr. Fincher thanked the Council for the collaboration with Staff and for the hours of discussion that has made this project for the better. He shared he and PACT are very excited for this opportunity and look forward to moving this forward.

Jason Patrow, 16209 Sapphire Street NW, came forward and said when he read through the agreement there was discussion about if there was any concern or damage that would be done to adjacent properties that PACT would be notified that they would have 60 days to correct or resolve any of these issues and if they could not have it done in that amount of time then the City would take over to resolve the concerns and PACT would be responsible for the cost. He asked if some of these impacts are to residents or private property, will the City cover the cost of these fixes and PACT would reimburse the City.

Planning Manager Larson shared the sureties with the City that cover the expenses as well as things that need to get done, which is several hundred thousand dollars that will be posted with Ramsey. If a heavy piece of machinery breaks a sidewalk or curb, PACT is obligated to fix that, and if they do not, the City pulls money out of the sureties to pay to fix the sidewalk or curb.

Mr. Patrow asked, in respect to construction, if heavy rain occurs in the spring time and flooding occurs in the wetland area and floods residents to the north and causes damage, would the damages done be covered by this funding.

Planning Manager Larson said if damage is caused to a yard by flooding that would be a trickier situation to determine if PACT caused it or just nature. This is an example of something that would have to get investigated at that time. He added if there is damage to a home, that would go to that homeowner's insurance company and then to the City. He said this also applies to the park next door and the conditions are typical for any development project.

Mr. Patrow stated that since this plan was approved there have been changes that were made to the school size and number of students that have a direct impact on the results of the vote. He asked how the additional students will impact traffic, if there will be buses required, if there were additional parent pick-up workers, and what were the overall site impacts of this increase. He added that a retention pond was put across a utility easement.

Acting Mayor Riley asked if plans had changed and if there was any review process on these things.

Planning Manager Larson stated that City Planner Anderson provided a graphic in the report that showed what they are currently planning on building for the first phase, which is most of the building but not all of it, and leaving out some of the athletic components, like some of the bleachers and the utility building along with the parking lot by the utility building. He stated the approvals the Council granted did allow for phasing of the project and for schools this is common given typical school budgets. He added that what is currently intended to be built is in line with what the Council approved.

Acting Mayor Riley asked about the utility easement and retention pond placement.

Planning Manager Larson shared the way that the property is platted, there is a drainage easement, and it is consistent with the drainage easement.

Mr. Patrow stated the drainage and utility easement goes right through the retention pond.

Planning Manager Larson said this is standard.

Christy Haid, 7600 163rd Lane, said the water issue has been put aside like it is no big deal and she would like to see evidence that it will not be a problem.

Acting Mayor Riley stated that the water issue is not what they are talking about tonight and it is not being pushed off. It is actually set to be discussed on Thursday at the Lower Rum River Watershed Management Organization (LRRWMO) and they will be the definitive answer on the water issue.

Ms. Haid shared this is frustrating as a resident who lives right near the site.

Acting Mayor Riley said this has already been decided by the Council and will be discussed by the LRRWMO.

Councilmember Woestehoff asked Staff if there are any development agreements that have been written that allow for or leave open developer costs for future improvements that may be required. He used the example of if in a few years a turn lane was needed, would there be a space in the agreement or a time period where it would be assessed back to the properties as opposed to a taxpayer burden.

Planning Manager Larson said that through the approval process with the traffic study, if something were identified as a potential improvement, when those portions of the project were reviewed a condition requiring an assessment agreement for construction of that in the future should have been in the study.

A roll call vote was performed:

Councilmember Musgrove	aye
Councilmember Specht	aye
Councilmember Howell	aye
Councilmember Woestehoff	nay
Councilmember Heineman	aye
Acting Mayor Riley	aye

Motion carried.

8. MAYOR, COUNCIL AND STAFF INPUT

City Administrator Hagen announced upcoming meetings and events. He gave an update on Happy Days being a great event and noted Staff received a number of positive comments about the event. He said a special thank you to the Staff who put the event on.

Councilmember Specht reiterated City Administrator Hagen’s point and it was great to see the turnout at Happy Days. He noted that this Friday is the rescheduled Movie in the Park for Happy Days. He added that Northgate Church is having an outdoor movie on Saturday. He mentioned on Thursday, September 22, there would be a Yappy Hour at Alpine Dog Park. Lastly, he noted the Anoka County Sheriff’s open house tomorrow.

9. ADJOURNMENT

Motion by Councilmember Musgrove, seconded by Councilmember Howell, to adjourn the meeting.

A roll call vote was performed:

Councilmember Musgrove	aye
Councilmember Specht	aye
Councilmember Howell	aye
Councilmember Woestehoff	aye
Councilmember Heineman	aye
Acting Mayor Riley	aye

Motion carried.

The regular meeting of the City Council adjourned at 8:25 p.m.

Respectfully submitted,

Brian S. Hagen
City Administrator

ATTEST:

Katie M. Schmidt
City Clerk

Drafted by Ava Rokosz
TimeSaver Off Site Secretarial, Inc.

CC Regular Session

5. 2.

Meeting Date: 09/27/2022

By: Nicole Laubach, Community
Development

Information

Title

Approve Rental Licenses

Purpose/Background:

Purpose: The purpose of this case is to approve rental license requests for 2022.

Background: Detached Single-Family Homes and Attached Single-Family Homes (townhomes, duplexes, etc.) are required to obtain a license (registration), but are not subject to inspections (unless the City has sufficient evidence of a violation of City Code).

Multi-Family Units (apartments, condos, etc.) are subject to the license and inspection program as required by code.

License application requests are attached for Council approval.

Recommendation:

Staff recommends approval of license applications.

Action:

Motion to approve rental license applications.

Attachments

Rental Licenses

Form Review

Inbox

Brian Hagen

Form Started By: Nicole Laubach

Final Approval Date: 09/21/2022

Reviewed By

Brian Hagen

Date

09/21/2022 09:34 AM

Started On: 09/20/2022 10:20 AM

Report Name: License Report - License Types
Council Dates: 9/27/2022 to 9/27/2022
Status: Active, Inactive
License Type(s): Rental, Multi-Family Rental

City of Ramsey License Report - License Types

Printed: 9/19/2022
Page: 1

<u>Company</u>	<u>Applicant</u>	<u>Location</u>	<u>Complex</u>	<u>Exp. Date</u>	<u>Council Date</u>	<u>Status</u>
Rental						
SFR Acquisitions 3 LLC	SFR Acquisitions 3 LLC	7091 148th Ave NW		9/23/2025	9/27/2022	A
SFR Acquisitions 3 LLC	SFR Acquisitions 3 LLC	14220 Vanadium St NW		9/23/2025	9/27/2022	A

Rental License Count: 2

Total Licenses: 2

CC Regular Session

5.3.

Meeting Date: 09/27/2022

Submitted For: Sean Sullivan, Community Development

By: Wendy Schlueter, Community Development

Information

Title

Approve Business Licenses

Purpose/Background:

The purpose of this case is to obtain City Council approval of business license requests (not including Rental or BRC).

Background: Certain businesses in the City of Ramsey are required to apply for a business license in addition to the Business Registration Certificate (BRC). Other businesses that may require a license, but are not required to have a BRC, may also be included in this approval. Those new license requests and/or renewals are attached for City Council approval.

Recommendation:

Staff recommends approval of business license applications contingent upon completion and approval of background checks or review by required city departments.

Action:

Motion to approve the attached business license applications contingent upon completion and approval of background checks or review by required city departments.

Attachments

[Business License Applications](#)

Form Review

Inbox	Reviewed By	Date
Sean Sullivan	Sean Sullivan	09/21/2022 12:42 PM
Brian Hagen	Brian Hagen	09/22/2022 12:00 PM
Form Started By: Wendy Schlueter		Started On: 09/21/2022 12:38 PM
Final Approval Date: 09/22/2022		

Report Name: License Report - License Types

Council Dates: 9/27/2022 to 9/27/2022

Status: Active, Inactive

License Type(s): 3.2 Beer Off-Sale, 3.2 Beer On-Sale Temporary, Liquor 2 A.M. Closing, Liquor Off-Sale, Liquor On-Sale, Liquor On-Sale Sunday, Temporary Intoxicating, Wine On-Sale, Amusement Center, Amusement Devices/Billiard Tables, Business License-1st Year, Business License-Renewal, Garbage Haulers, Pawnbroker, Second Hand Goods Dealer, Special Events, Temporary Amusement/Carnival/Circus, Therapeutic Massage Establishment, Therapeutic Massage Therapist, Tobacco, Transient Merchant/Peddler/Solicitor

City of Ramsey License Report - License Types

Printed: 9/21/2022

Page: 1

<u>Company</u>	<u>Applicant</u>	<u>Location</u>	<u>Complex</u>	<u>Exp. Date</u>	<u>Council Date</u>	<u>Status</u>
Temporary Intoxicating						
Northern Starz Childrens Theatre	Rachel Anne Bohnsack	5300 Alpine Dr NW	Northern Starz	11/24/2022	9/27/2022	A
Northern Starz Childrens Theatre	Rachel Anne Bohnsack	8300 Alpine Dr NW	Northern Starz	10/24/2022	9/27/2022	A
Northern Starz Childrens Theatre	Rachel Anne Bohnsack	8300 Alpine Dr NW	Northern Starz	10/30/2022	9/27/2022	A
Northern Starz Childrens Theatre	Rachel Anne Bohnsack	8300 Alpine Dr NW	Northern Starz	11/6/2022	9/27/2022	A
Northern Starz Childrens Theatre	Rachel Anne Bohnsack	8300 Alpine Dr NW	Northern Starz	12/12/2022	9/27/2022	A
Northern Starz Childrens Theatre	Rachel Anne Bohnsack	8300 Alpine Dr NW	Northern Starz	12/19/2022	9/27/2022	A

Temporary Intoxicating License Count: 6

Total Licenses: 6

CC Regular Session

5. 4.

Meeting Date: 09/27/2022

Submitted For: Matt Kohner, Fire Department

By:

Colleen Lasher, Administrative Services

Information

Title

Accept Donation of Exercise Equipment from Life Fitness

Purpose/Background:

The City of Ramsey's Fire Department received an exercise equipment donation consisting of a treadmill and stair stepper from Life Fitness. This equipment will be placed in the fitness room at Station 1 and will be utilized by firefighters to improve their cardiovascular health. This donation was not solicited.

Funding Source:

NA

Recommendation:

Staff recommends accepting the donation of exercise equipment from Life Fitness.

Action:

Motion to accept donation of exercise equipment from Life Fitness.

Attachments

No file(s) attached.

Form Review

Inbox	Reviewed By	Date
Matt Kohner	Matt Kohner	09/20/2022 11:47 AM
Brian Hagen	Brian Hagen	09/21/2022 09:24 AM
Form Started By: Colleen Lasher		Started On: 09/20/2022 10:59 AM
Final Approval Date: 09/21/2022		

Meeting Date: 09/27/2022

By: Colleen Lasher, Administrative
Services

Information

Title

Authorization to Hire an Accounting Clerk

Purpose/Background:

The purpose of this case is for the City Council to authorize hiring a full-time Accounting Clerk.

History

1. Ms. Tammy Oakes, was promoted to Accountant I following a reorganization in the Finance Department which created a vacancy in the Accounting Clerk position.
2. Two recruitments were conducted:
 1. Recruitment #1: Ms. Chanda Stephan was hired and worked from August 1- 4, 2022; Ms. Stephan resigned in order to return to her previous employer.
 2. Recruitment #1: Ms. Barb Hollom was hired from this same recruitment process; however, Ms. Hollom did not begin employment for personal reasons.
 3. Recruitment #2: Ms. Jennifer Morrison is recommended for the position and has completed the City's pre-employment background process.
 4. Ms. Morrison will be subject to a 6-month probationary period, the City's Personnel Policy and AFSCME union contract.

Accounting Clerk Position Responsibilities

1. Verify, code and enter accounts payable invoices and support documentation
2. Verify, code and enter accounts receivable invoices
3. Review cash receipts and permit software upload preparation
4. Process Comdata transfer account information, prepare statements and process payment
5. Compile financial reporting information
6. Perform general accounting, administrative activities and other duties as assigned
7. Maintain records for A/P, A/R and cash receipts according to the applicable retention schedule
8. Promote good relations amongst staff and public
9. Serve as back-up for processing the bi-weekly payroll

Funding Source:

The funding required to fill this position is included in the approved 2022 budget and represents a savings when compared to the current budgeted amount for this position.

Recommendation:

Staff recommends hiring Ms. Jennifer Morrison as a full-time Accounting Clerk, effective on or near October 3, 2022 at \$24.425 per hour, which is step 2 of the 2022 Accounting Clerk wage scale.

Action:

Motion to approve hiring Ms. Jennifer Morrison as a full-time Accounting Clerk, effective on or near October 3, 2022 at \$24.425 per hour, which is step 2 of the 2022 Accounting Clerk wage scale.

Attachments

No file(s) attached.

Form Review

Inbox

Brian Hagen

Form Started By: Colleen Lasher

Final Approval Date: 09/21/2022

Reviewed By

Brian Hagen

Date

09/21/2022 09:34 AM

Started On: 09/15/2022 02:55 PM

CC Regular Session

5. 6.

Meeting Date: 09/27/2022

By: Tammy Oakes, Finance

Information

Title

Adopt Resolution #22-230 Approving Cash Disbursements Made and Authorizing Payment of Accounts Payable Invoicing Received During the Period of September 8, 2022 through September 21, 2022

Purpose/Background:

Adopt Resolution #22-230 Approving Cash Disbursements Made and Authorizing Payment of Accounts Payable Invoicing Received During the Period of September 8, 2022 through September 21, 2022

Recommendation:

Staff Recommends to Adopt Resolution #22-230 Approving Cash Disbursements Made and Authorizing Payment of Accounts Payable Invoicing Received During the Period of September 8, 2022 through September 21, 2022

Action:

Motion to Adopt Resolution #22-230 Approving Cash Disbursements Made and Authorizing Payment of Accounts Payable Invoicing Received During the Period of September 8, 2022 through September 21, 2022

Attachments

Bills List 9/27/2022

Resolution 22-230

Form Review

Inbox

Diana Lund

Brian Hagen

Form Started By: Tammy Oakes

Final Approval Date: 09/22/2022

Reviewed By

Diana Lund

Brian Hagen

Date

09/22/2022 07:05 AM

09/22/2022 12:00 PM

Started On: 09/21/2022 03:41 PM

RAMSEY CITY COUNCIL MEETING
9.27.2022
BILLS LIST

DISBURSEMENTS TO BE APPROVED THIS MEETING:

DISBURSEMENT TYPE:	SUBMITTED FOR APPROVAL
Prepays 9.8.2022 - 9.21.2022	\$ 469,026.61
Accounts Payable 9.8.2022 - 9.21.2022	343,154.63
Payroll 9.16.2022	223,796.90
Debt Service	
Pay Estimates- Projects	1,272,157.41

TOTAL SUBMITTED FOR APPROVAL THIS MEETING
(Invoices Available for Reviewal)

\$ 2,308,135.55
DISBURSEMENTS PREVIOUSLY APPROVED AND PAID:

	APPROVED PREVIOUS MTG	2022 Y.T.D.
PREPAIDS	\$ 712,168.27	\$ 8,074,241.50
PREPAID ADJUSTMENTS		
ACCOUNTS PAYABLE INVOICING	240,447.91	5,660,973.42
ACCT PAYABLE INVOICING ADJUSTMENTS		
NET PAYROLL TOTAL	428,390.47	3,743,733.51
CORRECTION TO PAYROLL		
DEBT SERVICE		401,858.06
CORRECTION TO DEBT SERVICE		
PAY ESTIMATE(S) - PROJECTS	155,810.45	3,362,701.21

TOTAL CASH DISBURSEMENTS PREVIOUSLY APPROVED

\$ 1,536,817.10
\$ 21,243,507.70

THIS PAGE INTENTIONALLY LEFT BLANK

CITY OF RAMSEY
 Council Check Register by GL
 Council Check Register and Summary

9/2/2022 - 12/31/2022

Check #	Date	Amount	Supplier / Explanation	PO #	Doc No	Inv No	Account No	Subledger	Account Description
115541	9/8/2022		113045 ANCONA TITLE AND ESCROW						
		147.56	UB REF 14811 ERKIUM STREET		115055	09082022	9601.4651		WATER REVENUE
		<u>147.56</u>							
115542	9/8/2022		100046 ANOKA COUNTY SHERIFF'S OFFICE						
		10.00	B ELLIOTT FOREN SCI WEEK TRAIN		115054	09082022	0211.6335		TRAINING
		<u>10.00</u>							
115543	9/8/2022		119586 BLOMMER, GRACE OR DILLION						
		166.60	UB REF 14801 OLIVINE STREET		115056	09082022	9601.4651		WATER REVENUE
		<u>166.60</u>							
115544	9/8/2022		114612 BRUMMER REALTY						
		152.36	UB REF 5500 153RD COURT		115057	09082022	9601.4651		WATER REVENUE
		<u>152.36</u>							
115545	9/8/2022		117923 BURNET TITLE						
		41.52	UB REF 15440 ELAND ST NW		115058	09082022	9601.4651		WATER REVENUE
		<u>41.52</u>							
115546	9/8/2022		116375 CAMBRIA TITLE						
		166.60	UB REF 14880 OLIVINE ST		115059	09082022	9601.4651		WATER REVENUE
		<u>166.60</u>							
115547	9/8/2022		119240 CHEWYS TOOL&SUPPLY LLC (CORNWELL DEALER)						
		25.15	AIR GUN		115048	52633	9601.6281		SMALL TOOLS & MINOR I
		<u>25.15</u>							
115548	9/8/2022		100116 CONNEXUS ENERGY						
		25,556.07	ELECTRIC FOR WATER UTILITY		115043	759126-303102 AUG 2022	9601.6371		ELECTRIC UTILITIES
		922.76	ELECTRIC FOR SEWER UTILITY		115043	759126-303102 AUG 2022	9602.6371		ELECTRIC UTILITIES
		197.26	ELECTRIC FOR STORM UTILITY		115043	759126-303102 AUG 2022	9605.6371		ELECTRIC UTILITIES
		85.00	SIREN ELECTRIC UTILITIES		115045	759126-303095 AUG 2022	0250.6371		ELECTRIC UTILITIES
		1,113.40	TRAFFIC SIGNALS		115046	759126-303100 AUG 2022	0260.6371		ELECTRIC UTILITIES
		3,328.73	ELECTRIC		115047	759126-303106 AUG 2022	0452.6371		ELECTRIC UTILITIES
		636.67	ELECTRIC		115047	759126-303106 AUG 2022	0311.6371		ELECTRIC UTILITIES
		621.97	ELECTRIC		115047	759126-303106 AUG 2022	9601.6371		ELECTRIC UTILITIES
		621.97	ELECTRIC		115047	759126-303106 AUG 2022	9602.6371		ELECTRIC UTILITIES
		621.97	ELECTRIC		115047	759126-303106 AUG 2022	9605.6371		ELECTRIC UTILITIES
		<u>33,705.80</u>							
115549	9/8/2022		115607 DVS						
		33.25	SQUAD NOW CITY VEH #334 TABS		115044	C169001 SEPT 2022	0211.6249		MISCELLANEOUS OPER/
		<u>33.25</u>							

CITY OF RAMSEY
 Council Check Register by GL
 Council Check Register and Summary

9/2/2022 -- 12/31/2022

Check #	Date	Amount	Supplier / Explanation	PO #	Doc No	Inv No	Account No	Subledger	Account Description
115550	9/8/2022		100870 EDINA REALTY TITLE						Continued.
		42.49	UB REF 7930 161ST AVE		115060	09082022	9601.4651		WATER REVENUE
		42.49							
115551	9/8/2022		111356 EXECUTIVE TITLE OF MN						
		51.38	UB REF 7278 147TH LANE		115061	09082022	9601.4651		WATER REVENUE
		51.38							
115552	9/8/2022		119587 FIDELITY NATIONAL TITLE CO LLC						
		274.94	UB REF 14036 DYSPROSIUM ST		115062	09082022	9601.4651		WATER REVENUE
		274.94							
115553	9/8/2022		118143 FIRST AMERICAN TITLE INSURANCE CO						
		68.83	UB REF 15920 ANDRIE ST		115063	09082022	9601.4651		WATER REVENUE
		68.83							
115554	9/8/2022		119588 FREY, JOSEPH OR VICKI						
		405.87	UB REF 6848 170 TH TRAIL		115064	09082022	9601.4651		WATER REVENUE
		405.87							
115555	9/8/2022		114861 GENDRON, CURTIS						
		100.00	CENTRAL PK 8/28/22 DEP REFUND		115053	090722	9101.2201		DEPOSITS PAYABLE
		100.00							
115556	9/8/2022		119589 HEITZMAN, JULIE GRACE						
		293.24	UB REF 14427 IODINE ST		115065	09082022	9601.4651		WATER REVENUE
		293.24							
115557	9/8/2022		119590 HILLS, CLAYTON OR MELANIE						
		138.78	UB REF 14295 TUNGSTEN ST		115066	09082022	9601.4651		WATER REVENUE
		138.78							
115558	9/8/2022		119591 JENSON, DANIEL M						
		31.59	UB REF 15221 SALISH ST		115067	09082022	9601.4651		WATER REVENUE
		31.59							
115559	9/8/2022		119450 K2 TITLE COMPANY LLC						
		179.83	UB REF 7042 167TH CROSSING		115068	09082022	9601.4651		WATER REVENUE
		179.83							
115560	9/8/2022		119592 KNOLL, VICKIE WEAKLEY						
		39.92	UB REF 7650 169TH LANE NW		115069	09082022	9601.4651		WATER REVENUE
		39.92							
115561	9/8/2022		100258 LEAGUE OF MINNESOTA CITIES						
		22,594.00	2022/2023 LMC MEMBERSHIP DUES		115051	366038	0111.6451		MEMBERSHIP DUES
		22,594.00							
115562	9/8/2022		117259 LEGACY TITLE						
		251.57	UB REF 15537 URANIUM STREET		115070	09082022	9601.4651		WATER REVENUE
		251.57							
115563	9/8/2022		116450 LENDSERV						
		100.00	UB REF 6670 153RD COURT		115071	09082022	9601.4651		WATER REVENUE
		100.00							

CITY OF RAMSEY
Council Check Register by GL
Council Check Register and Summary

9/2/2022 -- 12/31/2022

Check #	Date	Amount	Supplier / Explanation	PO #	Doc No	Inv No	Account No	Subledger	Account Description
115564	9/8/2022		119593 LISK, VIOLET						Continued.
		37.35	UB REF 7040 157TH LANE		115072	09082022	9601.4651		WATER REVENUE
		<u>37.35</u>							
115565	9/8/2022		119594 LONTO, KELLY HARRISON OR AIME MICHELE						
		262.44	UB REF 6896 169TH LANE		115073	09082022	9601.4651		WATER REVENUE
		<u>262.44</u>							
115566	9/8/2022		119595 LOPAU, ELIZABETH SARAH						
		156.19	UB REF 15214 FLUORINE STREET		115074	09082022	9601.4651		WATER REVENUE
		<u>156.19</u>							
115567	9/8/2022		119596 MICHAELSON, CHRISANNE OR JEFFREY						
		199.29	UB REF 14261 WOLFRAM ST		115075	09082022	9601.4651		WATER REVENUE
		<u>199.29</u>							
115568	9/8/2022		119541 MINNESOTA TITLE						
		143.84	UB REF 14537 WACO STREET		115076	09082022A	9601.4651		WATER REVENUE
		<u>143.84</u>							
115569	9/8/2022		119541 MINNESOTA TITLE						
		157.39	UB REF 6007 146TH AVENUE		115077	09082022B	9601.4651		WATER REVENUE
		<u>157.39</u>							
115570	9/8/2022		100309 MN MAYORS ASSN						
		30.00	2022/2023 MMA MEMBERSHIP DUES		115052	09012022	0111.6451		MEMBERSHIP DUES
		<u>30.00</u>							
115571	9/8/2022		119597 MORAVEC, JOSEPH OR JUDY						
		180.12	UB REF 14181 MAGNESIUM ST		115078	09082022	9601.4651		WATER REVENUE
		<u>180.12</u>							
115572	9/8/2022		119598 NESTRUD, TIM OR RANA						
		214.64	UB REF 5182 146TH CIRCLE		115079	09082022	9601.4651		WATER REVENUE
		<u>214.64</u>							
115573	9/8/2022		119027 OPEN DOOR PROPERTY TRUST						
		356.09	UB REF 6972 169TH LANE		115080	09082022	9601.4651		WATER REVENUE
		<u>356.09</u>							
115574	9/8/2022		100678 PETTY CASH						
		300.00	HD BEAN BAG TOURN.		115050	09062022	0296.6249		MISCELLANEOUS OPER/
		<u>300.00</u>							
115575	9/8/2022		100391 POSTMASTER						
		2,374.40	POSTAGE REC. DAY POSTCARD		115042	08302022	9604.6249		MISCELLANEOUS OPER/
		<u>2,374.40</u>							
115576	9/8/2022		116798 PREFERRED TITLE						
		6.10	UB REF 6820 148TH LANE		115081	09082022	9601.4651		WATER REVENUE
		<u>6.10</u>							
115577	9/8/2022		118008 REALTECH TITLE LLC						
		31.59	UB REF 15210 SALISH ST		115082	09082022A	9601.4651		WATER REVENUE
		<u>31.59</u>							

CITY OF RAMSEY
 Council Check Register by GL
 Council Check Register and Summary

9/2/2022 -- 12/31/2022

Check #	Date	Amount	Supplier / Explanation	PO #	Doc No	Inv No	Account No	Subledger	Account Description
115578	9/8/2022	132.41	118008 REALTECH TITLE LLC		115083	09082022B	9601.4651		WATER REVENUE
		132.41	UB REF 6020 145TH LANE						
115579	9/8/2022	182.34	113038 THE TITLE GROUP		115084	09082022	9601.4651		WATER REVENUE
		182.34	UB REF 7260 149TH AVE						
115580	9/8/2022	44.24	119599 TURNER, AMBER OR TREVOR		115085	09082022	9601.4651		WATER REVENUE
		44.24	UB REF 13912 GARNET TER						
115581	9/8/2022	176.93	119603 WARD, ALISON		115086	09082022	9601.4651		WATER REVENUE
		176.93	UB REF 14961 WACO ST						
115582	9/8/2022	37.35	117360 WATERMARK TITLE AGENCY		115087	09082022	9601.4651		WATER REVENUE
		37.35	UB REF 15430 MARMOSET ST						
115583	9/8/2022	173.92	119604 WELLS, ERRICK OR JEAN		115088	09082022	9601.4651		WATER REVENUE
		173.92	UB REF 14611 NEON ST						
115584	9/8/2022	270.15	119605 WILABY, JODIE OR NANCY		115089	09082022	9601.4651		WATER REVENUE
		270.15	UB REF 7058 137TH AVE						
115585	9/13/2022	3,500.00	119584 ROLLING STONERS, LLC		115091	09012022	0296.6249		MISCELLANEOUS OPER/
		3,500.00	HD BAND/MUSIC						
115634	9/15/2022	37,730.40	100012 ACE SOLID WASTE INC		115120	8090879T067	9604.6489		OTHER CONTRACTED SI
		131.82	SEPT RECYCLING		115122	8096945T067	0220.6374		REFUSE/RECYCLING
		718.69	REFUSE/RECYCLE		115133	8090889T067	0452.6374		REFUSE/RECYCLING
		293.82	WASTE SERVICES		115133	8090889T067	0194.6374		REFUSE/RECYCLING
		173.06	WASTE SERVICES		115133	8090889T067	0311.6374		REFUSE/RECYCLING
		173.06	WASTE SERVICES		115133	8090889T067	9601.6374		REFUSE/RECYCLING
		173.06	WASTE SERVICES		115133	8090889T067	9602.6374		REFUSE/RECYCLING
		939.34	WASTE SERVICES		115133	8090889T067	9604.6249		MISCELLANEOUS OPER/
		173.06	WASTE SERVICES		115133	8090889T067	9605.6374		REFUSE/RECYCLING
		40,506.31							
115635	9/15/2022	821.24	114881 ANDERSON RACE MANAGEMENT		115136	#25000-87-2	0296.6249		MISCELLANEOUS OPER/
		821.24	HD 5K RACE MANAGEMENT						
115636	9/15/2022	1,872.50	114036 BIRDSEYE VENTURES DBA MAJESTIC EVENTS		115134	09973B	0296.6249		MISCELLANEOUS OPER/
		1,872.50	HD PICNIC TABLES						
115637	9/15/2022	1,238.60	100297 CENTERPOINT ENERGY		115117	6702493-5 JUL 2022	0194.6373		GAS
		1,238.60	C/H GAS BILL						

CITY OF RAMSEY
 Council Check Register by GL
 Council Check Register and Summary

9/2/2022 -- 12/31/2022

Check #	Date	Amount	Supplier / Explanation	PO #	Doc No	Inv No	Account No	Subledger	Account Description
115637	9/15/2022		100297 CENTERPOINT ENERGY						Continued.
115638	9/15/2022		119240 CHEWYS TOOL&SUPPLY LLC (CORNWELL DEALER)						
		115.90	NECK LIGHTS-RECHARGEABLE		115125	53222	0311.6281		SMALL TOOLS & MINOR I
		329.90	DIE GRINDER, BUR SET		115126	53063	0311.6281		SMALL TOOLS & MINOR I
		23.64	DEEP SOCKET		115127	53065	0311.6281		SMALL TOOLS & MINOR I
		459.95	VIDEOSCOPE		115128	53831	0311.6281		SMALL TOOLS & MINOR I
		688.34	CREDIT-51556		115129	51556CREDIT	0311.6281		SMALL TOOLS & MINOR I
		<u>241.05</u>							
115639	9/15/2022		110734 CITY OF RAMSEY						
		250.00	ACCOUNT 732987		115139	09152022	9601.4651		WATER REVENUE
		100.00	ACCOUNT 730849		115139	09152022	9601.4651		WATER REVENUE
		200.00	ACCOUNT 730647		115139	09152022	9601.4651		WATER REVENUE
		<u>550.00</u>							
115640	9/15/2022		119608 HUTTNER, TYLER						
		2,000.00	REFUND ESCROW A119064		115123	A119064	9804.6433	00119064	REFUNDS
		<u>2,000.00</u>							
115641	9/15/2022		119609 KIEPKE, DOUGLAS						
		50.00	HAPPY DAYS EXPO REFUND		115124	091322	0296.6249		MISCELLANEOUS OPER/
		<u>50.00</u>							
115642	9/15/2022		118840 MAGIC BOUNCE						
		900.00	MOVIE IN THE PARK SCREEN RENT		115116	R8305	0452.6489		OTHER CONTRACTED SI
		<u>900.00</u>							
115643	9/15/2022		100360 NORTH STAR TOWING INC						
		265.00	FORFEITURE TOW HOLIDAY GAS		115130	85861.	0211.6389		TOWING SERVICES
		104.00	TOW FROM SUNWOOD ARMSTRONG		115131	85435	0211.6389		TOWING SERVICES
		275.00	ACCIDENT ARREST TWO FROM JRS		115132	86541	0211.6389		TOWING SERVICES
		<u>644.00</u>							
115644	9/15/2022		111532 USA INFLATABLES						
		3,655.88	HD INFLATABLES		115135	119056B	0296.6249		MISCELLANEOUS OPER/
		<u>3,655.88</u>							
1004171	9/9/2022		111137 WRIGHT HENNEPIN COOPERATIVE ELECTRIC						
		28.95	SECURITY ALARM		115049	150-1682-6501 SEP 2022	0211.6489		OTHER CONTRACTED SI
		<u>28.95</u>							
1004216	9/16/2022		110402 ADVANCE AUTO PARTS						
		2,077.86	AUGUST 2022 PURCHASES		115137	08312022	0311.6257		OTHER VEHICLE PARTS
		19.12	AUGUST 2022 PURCHASES		115137	08312022	0311.6229		SHOP MATERIALS
		<u>2,096.98</u>							
1004217	9/16/2022		118892 BARKER, MATTHEW						
		6.65	REIMB EMP MEAL-EMER VEH TRAINI		115138	09152022	0211.6331		TRAVEL & LODGING
		<u>6.65</u>							
1004218	9/16/2022		119612 KNIGHT, THOMAS						
		350.69	REIMB EMP EX-SEPTIC SOIL CLASS		115140	09152022	0240.6331		TRAVEL & LODGING
		104.75	REIMB EMP EX-SEPTIC SOIL CLASS		115140	09152022	0240.6334		MILEAGE REIMBURSEME
		<u>455.44</u>							

Council Check Register by GL
Council Check Register and Summary

9/2/2022 - 12/31/2022

Check #	Date	Amount	Supplier / Explanation	PO #	Doc No	Inv No	Account No	Subledger	Account Description
1004218	9/16/2022		119612 KNIGHT, THOMAS						Continued.
1004219	9/16/2022		100510 VERIZON WIRELESS						
		1,371.90	STAFF PHONES-AUG		115119	9914789307	0192.6323		CELLULAR PHONES
		482.22	SQUADS AND INVESTIGATIONS		115119	9914789307	0211.6415		OTHER EQUIPMENT REN
		45.14	DATA FOR LIFT STATION		115121	9914755252	9602.6323		CELLULAR PHONES
		<u>1,899.26</u>							
1004220	9/16/2022		111137 WRIGHT HENNEPIN COOPERATIVE ELECTRIC						
		27.95	C/H FIRE MONITORING		115118	150-1681-6340 SEP 2022	0194.6489		OTHER CONTRACTED SI
		48.95			115141	150-1681-4280 SEP 2022	9240.6315		MISCELLANEOUS PROFE
		27.95	YOUTH FIRST FIRE PANEL MONIT		115142	150-1687-1105 SEP 2022	9410.6315	00041012	MISCELLANEOUS PROFE
		27.95	FS#2 FIRE PANEL MONIT		115143	150-1691-2206 SEP 2022	0220.6489		OTHER CONTRACTED SI
		36.90	7550 SUNWOOD MONITORING		115144	150-1693-4968 SEP 2022	0194.6489		OTHER CONTRACTED SI
		52.95	PW FIRE PANEL MONT/TEST		115145	150-1696-8702 SEP 2022	0311.6489		OTHER CONTRACTED SI
		35.90	PW MONITORING		115146	150-1697-0601 SEP 2022	0311.6489		OTHER CONTRACTED SI
		<u>258.55</u>							
1004221	9/21/2022		100257 LAW ENFORCEMENT LABOR SRV INC						
		877.50			114909	090122744072	9101.2177		UNION DUES
		877.50			115152	0915221320592	9101.2177		UNION DUES
		<u>1,755.00</u>							
1004222	9/21/2022		100298 MN AFSCME COUNCIL 5						
		430.08			114910	090122744073	9101.2177		UNION DUES
		537.60			115153	0915221320593	9101.2177		UNION DUES
		<u>967.68</u>							
97091622	9/16/2022		107962 TOTAL ADMINISTRATIVE SERVICE CORP						
		1,147.00			115148	09152213205910	9101.2176		LIFE/HEALTH-EMPLOYEE
		<u>1,147.00</u>							
98090222	9/2/2022		115568 ALERUS FINANCIAL NA						
		5,764.99			114908	0901227440713	9101.2176		LIFE/HEALTH-EMPLOYEE
		<u>5,764.99</u>							
98091622	9/16/2022		115568 ALERUS FINANCIAL NA						
		5,894.98			115151	09152213205913	9101.2176		LIFE/HEALTH-EMPLOYEE
		<u>5,894.98</u>							
99090222	9/2/2022		107962 TOTAL ADMINISTRATIVE SERVICE CORP						
		1,147.00			114905	0901227440710	9101.2176		LIFE/HEALTH-EMPLOYEE
		<u>1,147.00</u>							
99091522	9/15/2022		108768 COMDATA NETWORK INC						
		50.66	FORESTRY SUPPL- DEBARKING TOOL		115199	AUG 2022 ANDERSON	0191.6249		MISCELLANEOUS OPER/
		8.85	RECYCLE TECH- EWASTE COMM		115199	AUG 2022 ANDERSON	9604.6249		MISCELLANEOUS OPER/

CITY OF RAMSEY
 Council Check Register by GL
 Council Check Register and Summary

9/2/2022 -- 12/31/2022

Check #	Date	Amount	Supplier / Explanation	PO #	Doc No	Inv No	Account No	Subledger	Account Description
99091522	9/15/2022		108768 COMDATA NETWORK INC						Continued.
		37.50	NON OXY FUEL FOR MOWERS		115200	AUG 2022 WATER FUEL	9601.6223		GASOLINE
		16.62	AMAZON 08/09/22 CERT HOLDERS		115201	AUG 2022 SCHMITZ	0130.6208		MISCELLANEOUS OFFICI
		32.09	COBORNS 08/08/22 CC MEALS		115201	AUG 2022 SCHMITZ	0111.6249		MISCELLANEOUS OPER/
		37.45	AMAZON 08/18/22 CODE ENFORCE S		115201	AUG 2022 SCHMITZ	0191.6208		MISCELLANEOUS OFFICI
		38.44	AMAZON 08/09/22 CERTIFICATE PA		115201	AUG 2022 SCHMITZ	0130.6208		MISCELLANEOUS OFFICI
		75.90	COBORNS 08/23/22 CC MEALS		115201	AUG 2022 SCHMITZ	0111.6249		MISCELLANEOUS OPER/
		49.30	AMAZON 08/09/22 HD SUPPLIES		115201	AUG 2022 SCHMITZ	0296.6249		MISCELLANEOUS OPER/
		235.68	AMAZON 08/05/22 HD SUPPLIES		115201	AUG 2022 SCHMITZ	0296.6249		MISCELLANEOUS OPER/
		99.95	AMAZON 08/09/22 HD SUPPLIES		115201	AUG 2022 SCHMITZ	0296.6249		MISCELLANEOUS OPER/
		31.63	AMAZON 08/09/22 HD SUPPLIES		115201	AUG 2022 SCHMITZ	0296.6249		MISCELLANEOUS OPER/
		75.00	JULY INVEST TOOL		115202	AUG 2022 FRANKFURTH	0211.6315		MISCELLANEOUS PROFE
		40.00	AMAZON- SQUEEGEE		115203	AUG 2022 SCHIFERLI	0220.6249		MISCELLANEOUS OPER/
		158.90	FIRE SAFETY-LIGHTED CONES		115203	AUG 2022 SCHIFERLI	0220.6281		SMALL TOOLS & MINOR I
		299.00	HOME DEPOT-M18 BLOWER		115203	AUG 2022 SCHIFERLI	0220.6281		SMALL TOOLS & MINOR I
		277.25	GASOLINE FUEL		115204	AUG 2022 FIRE FUEL	0220.6223		GASOLINE
		88.46	COBORNS-SUPPL PELTZER PICNIC		115205	AUG 2022 RIVERBLOOD	0452.6249		MISCELLANEOUS OPER/
		34.99	TRACTOR SUPP- SPRAYER		115205	AUG 2022 RIVERBLOOD	0452.6249		MISCELLANEOUS OPER/
		150.00	ANOKA COUNTY-COUNTYROW PERMIT		115206	AUG 2022 NELSON	9601.6439		OTHER MISCELLANEOUS
		41.00	990 ONLINE- 2021 FORM FILING		115207	AUG 2022 LUND	0220.6302		AUDITING & ACCOUNTIN
		129.00	FUSION LEARNG-PLAN TRAIN DANA		115208	AUG 2022 LARSON	0191.6335		TRAINING
		420.74	MN APA CONFERENCE REGISTRATION		115208	AUG 2022 LARSON	0191.6335		TRAINING
		350.00	ICMA AD 8-25-22		115209	AUG 2022 LASHER	0130.6354		HELP WANTED ADVERTI!
		350.00	ICMA AD 8--02-22		115209	AUG 2022 LASHER	0130.6354		HELP WANTED ADVERTI!
		320.00	AMERICAN PLANNING-AD 8-26-22		115209	AUG 2022 LASHER	0130.6354		HELP WANTED ADVERTI!
		50.00	ANOKA COUNTY-HD EVENT PERMIT		115209	AUG 2022 LASHER	0296.6249		MISCELLANEOUS OPER/
		15.96	COBORNS-WATER BIZ APP		115210	AUG 2022 SULLIVAN	9230.6249	00923002	MISCELLANEOUS OPER/
		16.15	AMAZON- DOOR PRIZE - BIZ		115210	AUG 2022 SULLIVAN	9230.6249	00923002	MISCELLANEOUS OPER/
		98.75	CASEYS - GIFT CARDS BIZ APP		115210	AUG 2022 SULLIVAN	9230.6249	00923002	MISCELLANEOUS OPER/
		100.00	HOLIDAY - GIFT CARDS BIZ APP		115210	AUG 2022 SULLIVAN	9230.6249	00923002	MISCELLANEOUS OPER/
		400.00	RM GOLF - CARTS BIZ APP DAY		115210	AUG 2022 SULLIVAN	9230.6249	00923002	MISCELLANEOUS OPER/
		250.00	ICSC SUBSCRIPTION		115210	AUG 2022 SULLIVAN	9230.6451		MEMBERSHIP DUES

Council Check Register by GL
 Council Check Register and Summary

9/2/2022 - 12/31/2022

Check #	Date	Amount	Supplier / Explanation	PO #	Doc No	Inv No	Account No	Subledger	Account Description
99091522	9/15/2022		108768 COMDATA NETWORK INC						Continued.
		5.19	ECM - ANOKA HERALD SUBSCRIPTIO		115210	AUG 2022	9230.6451		MEMBERSHIP DUES
						SULLIVAN			
		225.97	AMAZON- RACK SMALL TOOLS		115211	AUG 2022 KOHNER	0220.6281		SMALL TOOLS & MINOR I
		35.96	COBORNS-STRUCTURE FIRE FOOD		115211	AUG 2022 KOHNER	0220.6249		MISCELLANEOUS OPER/
		279.27	GALLS-UNIFORM		115211	AUG 2022 KOHNER	0220.6231		UNIFORMS & TURN-OUT
		25.06	JOANN-STRUCT FIRE FRAME		115211	AUG 2022 KOHNER	0220.6249		MISCELLANEOUS OPER/
		121.79	IAPMO-CODE BOOKS		115212	AUG 2022	0240.6471		BOOKS & PAMPHLETS
						SZYKULSKI			
		168.99	HOME DEPOT-LED FLSHLT, TAPE MS		115212	AUG 2022	0240.6249		MISCELLANEOUS OPER/
						SZYKULSKI			
		875.70	INTL CODE COUNCIL-CODE BOOKS		115212	AUG 2022	0240.6471		BOOKS & PAMPHLETS
						SZYKULSKI			
		65.00	DEPT OF LABOR-LICENSE FEE		115212	AUG 2022	0240.6249		MISCELLANEOUS OPER/
						SZYKULSKI			
		159.45	SQUAD FUEL		115213	AUG 2022 PD	0211.6223		GASOLINE
						FUEL			
		225.00	MAMA DELUCA-N2U DIN B4 GO OUT		115214	AUG 2022 BLUML	0280.6331		TRAVEL & LODGING
		13.58	AMAZON-CR2430 BATTERIES		115215	AUG 2022	0211.6233		BATTERIES EQUIP
						TORSETH			
		25.03	AMAZON-PAPER AND POST IT NOTES		115215	AUG 2022	0211.6204		STATIONERY, ENVELOPE
						TORSETH			
		23.96	COBORNS-N2U ICE		115216	AUG 2022 WEBB	0280.6331		TRAVEL & LODGING
		47.00	COBORNS-N2U GATORADE WATER		115216	AUG 2022 WEBB	0280.6331		TRAVEL & LODGING
		557.49	AMAZON-CONCRETE SAW AND BLADES		115217	AUG 2022 BERGE	0311.6281		SMALL TOOLS & MINOR I
		16,852.00	DIAMOND VOGEL-STRIPER		115217	AUG 2022 BERGE	0452.6580		OTHER EQUIPMENT
		557.51	AMAZON-CONCRETE SAW AND BLADES		115217	AUG 2022 BERGE	9601.6281		SMALL TOOLS & MINOR I
		557.49	AMAZON-CONCRETE SAW AND BLADES		115217	AUG 2022 BERGE	9602.6249		MISCELLANEOUS OPER/
		557.49	AMAZON-CONCRETE SAW AND BLADES		115217	AUG 2022 BERGE	9605.6249		MISCELLANEOUS OPER/
		<u>25,758.20</u>							
99091622	9/16/2022		100219 HOME DEPOT COMMERCIAL ACCT PROGRAM						
		536.87	MITER SAW/STAND		115160	08302022	0220.6281		SMALL TOOLS & MINOR I
		10.74	MITER SAW/STAND		115160	08302022	0220.6281		SMALL TOOLS & MINOR I
		<u>526.13</u>							
99103456	9/16/2022		100601 MN DEPT OF REV WH						
		213.65			115094	0913221603192	9101.2172		STATE WITHHOLDING
		50.00			115112	0914221302593	9101.2172		STATE WITHHOLDING
		<u>12,759.26</u>			115156	0915221320596	9101.2172		STATE WITHHOLDING
		<u>13,022.91</u>							
99186110	9/2/2022		101306 IRS						
		26,453.46			114914	090122744077	9101.2171		FEDERAL WITHHOLDING
		15,288.01			114915	090122744078	9101.2173		FICA & MEDICARE-EMPL
		15,288.01			114916	090122744079	9101.2182		FICA & MEDICARE-EMPL
		<u>57,029.48</u>							
99220117	9/16/2022		100301 MN CHILD SUPPORT PAYMENT CNTR						
		201.01			115093	0913221603191	9101.2185		GARNISHMENTS/SUPPO
		<u>201.01</u>							
99322099	9/16/2022		101306 IRS						
		239.98			115095	0913221603193	9101.2171		FEDERAL WITHHOLDING
		1,654.42			115096	0913221603194	9101.2173		FICA & MEDICARE-EMPL
		1,654.42			115097	0913221603195	9101.2182		FICA & MEDICARE-EMPL

CITY OF RAMSEY
 Council Check Register by GL
 Council Check Register and Summary

9/2/2022 -- 12/31/2022

Check #	Date	Amount	Supplier / Explanation	PO #	Doc No	Inv No	Account No	Subledger	Account Description
99322099	9/16/2022		101306 IRS						Continued
		375.00			115113	0914221302594	9101.2171		FEDERAL WITHHOLDING
		260.61			115114	0914221302595	9101.2173		FICA & MEDICARE-EMPL
		260.61			115115	0914221302596	9101.2182		FICA & MEDICARE-EMPL
		26,561.50			115157	0915221320597	9101.2171		FEDERAL WITHHOLDING
		15,594.22			115158	0915221320598	9101.2173		FICA & MEDICARE-EMPL
		15,594.22			115159	0915221320599	9101.2182		FICA & MEDICARE-EMPL
		<u>62,194.98</u>							
99428036	9/2/2022		114790 GREAT WEST LIFE AND ANNUITY INS CO						
		10,926.13			114906	0901227440711	9101.2175		DEFERRED COMPENSAT
		<u>10,926.13</u>							
99429119	9/2/2022		114790 GREAT WEST LIFE AND ANNUITY INS CO						
		3,948.47			114907	0901227440712	9101.2176		LIFE/HEALTH-EMPLOYEE
		<u>3,948.47</u>							
99571764	9/16/2022		114790 GREAT WEST LIFE AND ANNUITY INS CO						
		10,926.13			115149	09152213205911	9101.2175		DEFERRED COMPENSAT
		<u>10,926.13</u>							
99572634	9/16/2022		114790 GREAT WEST LIFE AND ANNUITY INS CO						
		3,945.78			115150	09152213205912	9101.2176		LIFE/HEALTH-EMPLOYEE
		<u>3,945.78</u>							
99659619	9/2/2022		100601 MN DEPT OF REV WH						
		12,594.71			114913	090122744076	9101.2172		STATE WITHHOLDING
		<u>12,594.71</u>							
99667159	9/2/2022		100398 PUBLIC EMPLOYEES RETIREMENT ASSN						
		25,920.74			114911	090122744074	9101.2174		PERA-EMPLOYEE
		34,944.62			114912	090122744075	9101.2183		PERA-EMPLOYER
		<u>60,865.36</u>							
99668958	9/16/2022		100398 PUBLIC EMPLOYEES RETIREMENT ASSN						
		108.33			115110	0914221302591	9101.2174		PERA-EMPLOYEE
		108.33			115111	0914221302592	9101.2183		PERA-EMPLOYER
		26,283.91			115154	0915221320594	9101.2174		PERA-EMPLOYEE
		35,360.63			115155	0915221320595	9101.2183		PERA-EMPLOYER
		<u>61,861.20</u>							
99810261	9/2/2022		100223 ICMA RETIREMENT TRUST 457						
		1,668.00			114904	090122744071	9101.2175		DEFERRED COMPENSAT
		<u>1,668.00</u>							
99817873	9/16/2022		100223 ICMA RETIREMENT TRUST 457						
		1,668.00			115147	0915221320591	9101.2175		DEFERRED COMPENSAT
		<u>1,668.00</u>							
		<u>469,026.61</u>	Grand Total						

Payment Instrument Totals

Checks	120,467.64
EFT Payments	341,090.46
A/P ACH Payment	7,468.51
Total Payments	469,026.61

THIS PAGE INTENTIONALLY LEFT BLANK

R04570

CITY OF RAMSEY
Create Payment Control Groups

Payment Group Control Number 3481
 Bank Account 999.1010 CASH IN BANK 00002224
 Version LOGIS004V
 Originator TOAKES
 Payment Instrument Check Payment
 Pay Through Date 12/31/2022

Payee	Stub	Document	Due	Invoice	Payment				
Number	Name / Mailing Address	Message	Ty	Number	Item	Co	Date	Number	Amount
100006	AA DRIVE LINE SPECIALTIES INC		PV	115291	001	00999	9/1/2022	12296	168.36
	AA DRIVE LINE SPECIALTIES INC 801 NORTH STREET ANOKA MN 55303								Summary Total 168.36
									Payment Amount 168.36
119503	ACE HEATING AND AIR CONDITIONING INC	CANCELLED PERMIT	PV	115276	001	00999	9/16/2022	091622	26.00
	ACE HEATING AND AIR CONDITIONING INC 7174 HIGHWAY 95 NW PRINCETON MN 55371								Summary Total 26.00
									Payment Amount 26.00
119144	ADVANCED ENGINEERING AND ENV SERV (AE2S)	PROJECT p05434-2020-002	PV	115254	001	00999	9/13/2022	82700	11,122.00
	ADVANCED ENGINEERING AND ENV SERV (AE2S) SUITE 200 4050 GARDEN VIEW DRIVE GRAND FORKS ND 58201								Summary Total 11,122.00
									Payment Amount 11,122.00
111415	AMERICAN LIBERTY CONSTRUCTION INC		PV	115106	001	00999	9/1/2022	ONE	1,980.00
	AMERICAN LIBERTY CONSTRUCTION INC P O BOX 547 ROCKFORD MN 55373-0547								Summary Total 1,980.00
									Payment Amount 1,980.00
102953	AMERIGAS OF ANOKA	ACCT 201398670	PV	115292	001	00999	8/31/2022	805469006	81.55
	AMERIGAS OF ANOKA P O BOX 860288 DALLAS TX 75266-0288								Summary Total 81.55
									Payment Amount 81.55
111377	ANOKA MUNICIPAL UTILITY	ACCT 22-990005-01	PV	115303	001	00999	9/9/2022	22-990005-01 AUG 2022	78.80
	ANOKA MUNICIPAL UTILITY CITY HALL	ACCT 22-612000-01							Summary Total 78.80
			PV	115311	001	00999	9/9/2022	22-612000-01 AUG 2022	48.25

R04570

CITY OF RAMSEY
Create Payment Control Groups

Payment Group Control Number 3481
 Bank Account 999.1010 CASH IN BANK 00002224
 Version LOGIS004V
 Originator TOAKES
 Payment Instrument Check Payment
 Pay Through Date 12/31/2022

Payee Number	Payee Name / Mailing Address	Stub Message	Document Ty	Document Number	Document Itm	Document Co	Due Date	Invoice Number	Payment Amount
	2015 FIRST AVENUE NO ANOKA MN 55303	ACCT 22-610280-00	PV	115312	001	00999	9/9/2022	22-610280-00 AUG 2022	48.25 39.26
									Summary Total
		ACCT 22-613120-01	PV	115313	001	00999	9/9/2022	22-613120-01 AUG 2022	39.26 79.42
									Summary Total
									Payment Amount
									79.42 245.73
100063	ASPEN MILLS	55303RPD	PD	115171	001	00999	9/28/2022	CM4669	39.99-
	ASPEN MILLS 8201 C CENTRAL AVE NE	55303RPD	PV	115230	001	00999	9/6/2022	299885	39.99- 69.90
	SPRING LAKE PARK MN 55432	55303RPD	PV	115231	001	00999	9/6/2022	299889	69.90 172.25
		55303RPD	PV	115233	001	00999	9/8/2022	300048	172.25 50.45
		55303RPD	PV	115234	001	00999	9/7/2022	300015	50.45 54.45
		55303RPD	PV	115235	001	00999	9/9/2022	300134	54.45 52.95
		55303RPD	PV	115242	001	00999	9/12/2022	300247	52.95 114.24
									Summary Total
									Payment Amount
									114.24 474.25
111922	BLUE LINE CUSTOM FABRICATION, LLC		PV	115245	001	00999	9/7/2022	220005	7,150.00
	BLUE LINE CUSTOM FABRICATION, LLC 13854 191ST COURT NW ELK RIVER MN 55330								Summary Total
									Payment Amount
									7,150.00 7,150.00
100086	BLUE VELVET INC		PV	115166	001	00999	8/29/2022	151	119.80
	BLUE VELVET INC 14101 ST FRANCIS BLVD NW RAMSEY MN 55303								Summary Total
									Payment Amount
									119.80 119.80
115222	BRYANT AND FIELD REAL	PID 0013	PV	115168	001	00999	8/30/2022	PID 0013	1,300.00

R04570

CITY OF RAMSEY
Create Payment Control Groups

Payment Group Control Number 3481
 Bank Account 999.1010 CASH IN BANK 00002224
 Version LOGIS004V
 Originator TOAKES
 Payment Instrument Check Payment
 Pay Through Date 12/31/2022

Payee Number	Name / Mailing Address	Stub Message	Document Ty Number	Item Itm	Company Co	Due Date	Invoice Number	Payment Amount
ESTATE APPRAISAL								
	BRYANT AND FIELD REAL ESTATE APPRAISAL 2057 135TH LANE NE HAM LAKE MN 55304						Summary Total	1,300.00
							Payment Amount	1,300.00
100297	CENTERPOINT ENERGY	8782239-1	PV	115260	001 00999	9/9/2022	8782239-1 AUG 2022	67.50
	CENTERPOINT ENERGY P O BOX 4671 HOUSTON TX 77210-4671						Summary Total	67.50
		6011580-5	PV	115261	001 00999	9/9/2022	6011580-5 AUG 2022	28.93
							Summary Total	28.93
		6702493-5	PV	115264	001 00999	9/9/2022	6702493-5 AUG 2022	1,676.16
							Summary Total	1,676.16
		5914352-9	PV	115279	001 00999	9/9/2022	5914352-9 AUG 2022	23.52
							Summary Total	23.52
		5961540-1	PV	115280	001 00999	9/9/2022	961540-1 AUG 2022	107.39
							Summary Total	107.39
							Payment Amount	1,903.50
119134	CINTAS (FIRST AID VENDOR)	PAYER# 20131575	PV	115306	001 00999	9/8/2022	5123716109	157.10
	CINTAS PO BOX 631025 CINCINNATI OH 45263-1025						Summary Total	157.10
							Payment Amount	157.10
100111	COMMERCIAL ASPHALT COMPANY		PV	115314	001 00999	9/15/2022	220915	1,102.29
	COMMERCIAL ASPHALT COMPANY P O BOX 1480 MAPLE GROVE MN 55311-6480						Summary Total	1,102.29
							Payment Amount	1,102.29
112411	COUNTRY SIDE SERVICES OF MN INC		PV	115288	001 00999	9/6/2022	1-108860	614.46
	COUNTRY SIDE SERVICES OF MN INC 6228 HIGHWAY 10 NW RAMSEY MN 55303						Summary Total	614.46
							Payment Amount	614.46

R04570

CITY OF RAMSEY
Create Payment Control Groups

Payment Group Control Number 3481
 Bank Account 999.1010 CASH IN BANK 00002224
 Version LOGIS004V
 Originator TOAKES
 Payment Instrument Check Payment
 Pay Through Date 12/31/2022

Payee	Stub	Document	Due	Invoice	Payment
Number	Name / Mailing Address	Ty Number Itm Co	Date	Number	Amount
111093	DOUGLAS KERR UNDERGROUND LLC	PV 115316 001 09437	9/21/2022	09272022	141,872.57
	DOUGLAS KERR UNDERGROUND LLC P O BOX 85				
		Summary Total			141,872.57
		PV 115318 001 09402	9/21/2022	09272022B	49,989.95
		Summary Total			49,989.95
		Payment Amount			191,862.52
104267	ELITE SANITATION	PV 115189 001 00999	9/6/2022	29046	345.00
	ELITE SANITATION PO BOX 526 ELK RIVER MN 55330				
		Summary Total			345.00
		Payment Amount			345.00
100733	ELK RIVER WINLECTRIC CO	PV 115219 001 00999	9/6/2022	362785 00	17.89
	ELK RIVER WINLECTRIC CO 12777 MEADOWVALE ROAD SUITE A ELK RIVER MN 55330				
		Summary Total			17.89
		Payment Amount			17.89
117451	INKY ELF LLC	PV 115248 001 00999	9/8/2022	10459	70.00
	INKY ELF LLC P O BOX 819 ANOKA MN 55303				
		Summary Total			70.00
		PV 115249 001 00999	9/6/2022	10454	549.60
		Summary Total			549.60
		Payment Amount			619.60
107440	JEFF STEIN DBA STEIN TOOLS, LLC	PV 115183 001 00999	9/2/2022	09022269490	76.00
	JEFF STEIN 670 BENTON STREET ANOKA MN 55303				
		Summary Total			76.00
		Payment Amount			76.00
119610	LEAGUE OF WISCONSIN MUNICIPALITIES	PV 115256 001 00999	9/12/2022	84978	150.00
	LEAGUE OF WISCONSIN MUNICIPALITIES				
		Summary Total			150.00

R04570

CITY OF RAMSEY
Create Payment Control Groups

Payment Group Control Number 3481
 Bank Account 999.1010 CASH IN BANK 00002224
 Version LOGIS004V
 Originator TOAKES
 Payment Instrument Check Payment
 Pay Through Date 12/31/2022

Payee	Stub	Document	Due	Invoice	Payment				
Number	Name / Mailing Address	Message	Ty	Number	Item	Co	Date	Number	Amount
9273 188TH AVE NW ELK RIVER MN 55330									
					Payment Amount				3,913.25
119611 MIKE'S CUSTOM MECHANICAL INC	CANCELED DUPLICATE PERMIT	PV 115275 001 00999	9/14/2022	09142022					26.00
MIKE'S CUSTOM MECHANICAL INC PO BOX 171 CHAMPLIN MN 55316					Summary Total				26.00
					Payment Amount				26.00
104920 MINNESOTA HIGHWAY SAFETY RESEARCH CNTR	CLASS ID 50841	PV 115232 001 00999	9/7/2022	337900-9552					1,960.00
MINNESOTA HIGHWAY SAFETY RESEARCH CNTR 720 FOURTH AVENUE SOUTH ST CLOUD MN 56301-4498	CLASS ID 51004	PV 115236 001 00999	9/8/2022	337900-9564					1,960.00
					Summary Total				635.00
					Summary Total				635.00
					Payment Amount				2,595.00
119556 MINNESOTA ROADWAYS CO		PV 115098 001 00999	8/31/2022	118007DI					66,350.00
MINNESOTA ROADWAYS CO 4370 VALLEY INDUSTRIAL BOULEVARD SO SHAKOPEE MN 55379					Summary Total				66,350.00
					Payment Amount				66,350.00
100345 NAPA AUTO PARTS ELK RIVER		PV 115190 001 00999	8/31/2022	175629					24.02
NAPA AUTO PARTS ELK RIVER 17137 YALE STREET NW		PV 115196 001 00999	8/31/2022	175704					23.55
P O BOX 1041 ELK RIVER MN 55330		PV 115301 001 00999	9/7/2022	176282					10.99
					Summary Total				10.99
					Payment Amount				58.56
119606 NORTH OAKS PAVING		PV 115259 001 00999	9/6/2022	1116					8,486.00
NORTH OAKS PAVING 27729 VIRGO STREET NE NORTH BRANCH MN 55056					Summary Total				8,486.00
					Payment Amount				8,486.00

R04570

CITY OF RAMSEY
Create Payment Control Groups

Payment Group Control Number 3481
 Bank Account 999.1010 CASH IN BANK 00002224
 Version LOGIS004V
 Originator TOAKES
 Payment Instrument Check Payment
 Pay Through Date 12/31/2022

Payee Number	Name / Mailing Address	Stub Message	Document Ty Number Itm Co	Due Date	Invoice Number	Payment Amount
119816	NOVCO, INC	22-01 PAY APP 1 SUNWOOD DR/WAC	PV 115319 001 09435	9/21/2022	09272022	352,934.31
	NOVCO, INC 11090 173RD AVENUE NW ELK RIVER MN 55330				Summary Total	352,934.31
					Payment Amount	352,934.31
100393	PRAIRIE RESTORATIONS INC		PV 115105 001 00999	9/1/2022	#34715	2,350.00
	PRAIRIE RESTORATIONS INC 31646 128TH STREET PRINCETON MN 55371				Summary Total	2,350.00
			PV 115277 001 00999	9/15/2022	#35042	700.00
					Summary Total	700.00
					Payment Amount	3,050.00
112959	PREMIUM WATERS INC	ACCT 621331	PV 115191 001 00999	8/31/2022	621331-08-22	15.89
	PREMIUM WATERS INC P O BOX 9128 MINNEAPOLIS MN 55480-9128	ACCT 621332			Summary Total	15.89
			PV 115192 001 00999	8/31/2022	621332-08-22	25.09
					Summary Total	25.09
					Payment Amount	40.98
110794	SCHMIDT CURB COMPANY INC		PV 115289 001 00999	8/24/2022	22M23	4,975.00
	SCHMIDT CURB COMPANY INC 13195 95TH STREET NE ELK RIVER MN 55330				Summary Total	4,975.00
					Payment Amount	4,975.00
111805	SNAP ON TOOLS		PV 115310 001 00999	9/13/2022	09132269701	1,050.01
	SNAP ON TOOLS PO BOX 734953 CHICAGO IL 60673-4953				Summary Total	1,050.01
					Payment Amount	1,050.01
100456	ST CROIX RECREATION FUN PLAYGROUNDS		PV 115269 001 00999	9/14/2022	21366	302.00
	ST CROIX RECREATION FUN PLAYGROUNDS INC 1826 TOWER DRIVE W STILLWATER MN 55082				Summary Total	302.00

R04570

CITY OF RAMSEY
Create Payment Control Groups

Payment Group Control Number 3481
 Bank Account 999.1010 CASH IN BANK 00002224
 Version LOGIS004V
 Originator TOAKES
 Payment Instrument Check Payment
 Pay Through Date 12/31/2022

Payee Number	Name / Mailing Address	Stub Message	Document Ty	Number	Itm	Co	Due Date	Invoice Number	Payment Amount
									302.00
115352	SURFACE PRO LLC		PV	115281	001	00999	9/5/2022	2033	24,000.00
	SURFACE PRO LLC 3731 THURSTON AVENUE SUITE 103 ANOKA MN 55303								Summary Total 24,000.00
									Payment Amount 24,000.00
119224	TIERNEY BROTHERS LLC DBA BLUUM		PV	115282	001	00999	9/12/2022	599353-1	12,134.01
	TIERNEY BROTHERS LLC DBA BLUUM PO BOX 64766 ST PAUL MN 55164-0766								Summary Total 12,134.01
									Payment Amount 12,134.01
108522	TOTAL CONTROL SYSTEMS, INC		PV	115184	001	00999	9/6/2022	10294	6,703.51
	TOTAL CONTROL SYSTEMS, INC P O BOX 40 STANCHFIELD MN 55080								Summary Total 6,703.51
									Payment Amount 6,703.51
100498	UNITED RENTALS	CUST 66232	PV	115267	001	00999	9/13/2022	210539884-001	1,447.90
	UNITED RENTALS P O BOX 840514	CUST 66232							Summary Total 1,447.90
	DALLAS TX 75284-0514		PV	115268	001	00999	9/13/2022	210548664-001	9,954.28
									Summary Total 9,954.28
									Payment Amount 11,402.18
112615	W S AND D PERMIT SERVICE	CANCELLED PERMIT	PV	115278	001	00999	9/16/2022	091622	81.00
	W S AND D PERMIT SERVICE P O BOX 250 SCANDIA MN 55073-0250								Summary Total 81.00
									Payment Amount 81.00
100529	WENDELL'S INC	Wendells 09/15/22 Name Plate	PV	115283	001	00999	9/15/2022	2734845	6.45
	WENDELL'S INC 6601 BUNKER LAKE BLVD								Summary Total 6.45

R04570

CITY OF RAMSEY
Create Payment Control Groups

Payment Group Control Number 3481
Bank Account 999.1010 CASH IN BANK 00002224
Version LOGIS004V
Originator TOAKES
Payment Instrument Check Payment
Pay Through Date 12/31/2022

Payee Number	Name / Mailing Address	Stub Message	Document Ty Number Itm Co	Due Date	Invoice Number	Payment Amount
	PO BOX 458 RAMSEY MN 55303-0458					
						6.45
						719,441.23
						42

THIS PAGE INTENTIONALLY LEFT BLANK

R04570

CITY OF RAMSEY
Create Payment Control Groups

Payment Group Control Number 3482
 Bank Account 999.1010 CASH IN BANK 00002224
 Version LOGIS004V
 Originator TOAKES
 Payment Instrument T A/P ACH Payment
 Pay Through Date 12/31/2022

Payee Number Name / Mailing Address	Stub Message	Document Ty Number Itm Co	Due Date	Invoice Number	Payment Amount
117651 ACCESS MECHANICAL INC		PV 115179 001 00999	9/7/2022	022321-1373	1,500.00
ACCESS MECHANICAL INC 15901 FOX STREET NW ANDOVER MN 55304		Summary Total PV 115270 001 00999	9/15/2022	022321-1391	1,500.00 2,287.00
		Summary Total PV 115272 001 00999	9/15/2022	022321-1389	2,287.00 6,200.00
		Summary Total PV 115273 001 00999	9/15/2022	022321-1390	6,200.00 970.00
		Summary Total			970.00
		Payment Amount			10,957.00
117343 AMAZON CAPITAL SERVICES INC	ACCT A3VYUQ4FSATYMN	PV 115100 001 00999	9/5/2022	1GQ4-1V6T-YJCD	102.08
AMAZON CAPITAL SERVICES INC PO BOX 035184 SEATTLE WA 98124-5184	ACCT A3VYUQ4FSATYMN	Summary Total PV 115175 001 00999	9/5/2022	1MHP-KWXY-Y66V	102.08 219.60
	ACCT A3VYUQ4FSATYMN	Summary Total PV 115180 001 00999	9/5/2022	1XC3-WTWR-34YD	219.60 14.98
	ACCT A3VYUQ4FSATYMN	Summary Total PD 115194 001 00999	9/28/2022	17DK-YC9J-7VMD	14.98 43.56-
	ACCT A3VYUQ4FSATYMN	Summary Total PV 115262 001 00999	9/5/2022	17DK-YC9J-66YF	43.56- 42.74
		Summary Total			42.74
		Payment Amount			335.84
100043 ANOKA COUNTY PROPERTY RECORDS TAXATION	Recording-City of Ramsey (534)	PV 115304 001 00999	8/31/2022	534 AUG 2022	230.00
ANOKA COUNTY PROPERTY RECORDS TAXATION 2100 - 3RD AVENUE ANOKA MN 55303		Summary Total			230.00
		Payment Amount			230.00
107587 ANOKA COUNTY TREASURY DEPARTMENT	CUST/DIV CODE ELEC-CUST 130878	PV 115255 001 00999	9/8/2022	ELEC09072206	74.31
ANOKA COUNTY TREASURY DEPARTMENT 2100 THIRD AVENUE ANOKA MN 55303		Summary Total			74.31
		Payment Amount			74.31

R04570

CITY OF RAMSEY
Create Payment Control Groups

Payment Group Control Number 3482
 Bank Account 999.1010 CASH IN BANK 00002224
 Version LOGIS004V
 Originator TOAKES
 Payment Instrument T A/P ACH Payment
 Pay Through Date 12/31/2022

Payee Number	Name / Mailing Address	Stub Message	Document Ty	Number	Itm	Co	Due Date	Invoice Number	Payment Amount
116646	BASIC	CLIENT ID 4221-3113-8016	PV	115099	001	00999	8/30/2022	IN2489093	432.00
	BENEFIT ADMINISTRATIVE SERVICES INT'L CO PO BOX 775339 CHICAGO IL 60677-5339							Summary Total	432.00
								Payment Amount	432.00
103641	BOYER TRUCKS		PV	115247	001	00999	9/13/2022	003P26834	187.02
	BOYER TRUCKS P O BOX 512 ST MICHAEL MN 55376							Summary Total	187.02
			PV	115307	001	00999	9/12/2022	003P26741	5.93
								Summary Total	5.93
								Payment Amount	192.95
103975	BROZAK, LUANN	PRINTING REC. EVENT POSTCARDS	PV	115186	001	00999	9/12/2022	1026	1,250.00
	LUANN BROZAK 18790 GARNET STREET NW ANOKA MN 55303							Summary Total	1,250.00
								Payment Amount	1,250.00
116845	CADY BUSINESS TECHNOLOGIES INC		PV	115176	001	00999	9/2/2022	IN-800107282822	39.00
	CADY BUSINESS TECHNOLOGIES INC 3030 HARBOR LANE SUITE 104 PLYMOUTH MN 55447							Summary Total	39.00
								Payment Amount	39.00
114549	CHETS SHOES INC		PV	115187	001	00999	8/31/2022	61098	150.00
	CHETS SHOES INC 8870 RENDOVA STREET NE CIRCLE PINES MN 55014							Summary Total	150.00
								Payment Amount	150.00
116197	CINTAS CORPORATION	PAYER# 12455017	PV	115286	001	00999	9/2/2022	4130219363	42.21
	CINTAS CORPORATION CINTAS LOC #4K	PAYER# 12455017						Summary Total	42.21
			PV	115298	001	00999	9/9/2022	4130860962	37.17
	P O BOX 650838 DALLAS TX 75265-0838							Summary Total	37.17
								Payment Amount	79.38

R04570

CITY OF RAMSEY
Create Payment Control Groups

Payment Group Control Number 3482
 Bank Account 999.1010 CASH IN BANK 00002224
 Version LOGIS004V
 Originator TOAKES
 Payment Instrument T A/P ACH Payment
 Pay Through Date 12/31/2022

Payee Number	Name / Mailing Address	Stub Message	Document Ty Number	Item itm	Co	Due Date	Invoice Number	Payment Amount
100141	DAVE PERKINS CONTRACTING INC		PV	115258	001 00999	9/7/2022	28226	13,575.00
	DAVE PERKINS CONTRACTING INC 19745 NOWTHEN BLVD NW ANOKA MN 55303-9655						Summary Total	13,575.00
							Payment Amount	13,575.00
100144	DEHN OIL COMPANY		PV	115163	001 00999	8/31/2022	94011	3,255.00
	DEHN OIL COMPANY 6735 141ST AVENUE NW RAMSEY MN 55303						Summary Total	3,255.00
			PV	115305	001 00999	9/8/2022	94086	2,912.18
							Summary Total	2,912.18
			PV	115309	001 00999	9/15/2022	25198147	2,831.47
							Summary Total	2,831.47
							Payment Amount	8,998.65
116175	ECKBERG LAMMERS ATTORNEYS AT LAW		PV	115108	001 00999	8/31/2022	08 2022	6,077.09
	ECKBERG LAMMERS ATTORNEYS AT LAW 1809 NORTHWESTERN AVENUE STILLWATER MN 55082						Summary Total	6,077.09
							Payment Amount	6,077.09
100158	ECM PUBLISHERS INC	ACCT 370702	PV	115193	001 00999	9/2/2022	909484	172.00
	ECM PUBLISHERS INC 4095 COON RAPIDS BLVD	ACCT 370702					Summary Total	172.00
	COON RAPIDS MN 55433		PV	115198	001 00999	9/2/2022	909485	96.75
							Summary Total	96.75
		SUBSCRIPTION/ACUBK11 6/DIST 454	PV	115257	001 00999	8/31/2022	30346	13.75
							Summary Total	13.75
		ACCT 370702	PV	115265	001 00999	9/11/2022	910755	375.10
							Summary Total	375.10
							Payment Amount	657.60
108737	EMERGENCY AUTOMOTIVE TECHNOLOGY INC		PV	115237	001 00999	9/7/2022	DL080522211	517.36
	EMERGENCY AUTOMOTIVE TECHNOLOGY INC 2755 GENEVA AVE N						Summary Total	517.36
			PV	115238	001 00999	9/7/2022	DL080522201	708.76

R04570

CITY OF RAMSEY
Create Payment Control Groups

Payment Group Control Number 3482
 Bank Account 999.1010 CASH IN BANK 00002224
 Version LOGIS004V
 Originator TOAKES
 Payment Instrument T A/P ACH Payment
 Pay Through Date 12/31/2022

Payee Number	Name / Mailing Address	Stub Message	Document Ty	Number	Itm	Co	Due Date	Invoice Number	Payment Amount
OAKDALE MN 55128									708.76
Summary Total									475.76
			PV	115239	001	00999	9/7/2022	DL08052221J	475.76
Summary Total									475.76
			PV	115240	001	00999	9/8/2022	DL090822-20	1,313.72
Summary Total									1,313.72
			PV	115241	001	00999	9/7/2022	DL08052220J	457.20
Summary Total									457.20
			PV	115271	001	00999	9/14/2022	DL08052221K	58.00
Summary Total									58.00
Payment Amount									3,530.80
113321 FACTORY MOTOR PARTS CO									74.04
Summary Total									74.04
FACTORY MOTOR PARTS CO BIN 139107 P O BOX 9107 MINNEAPOLIS MN 55480-9107									74.04
Payment Amount									74.04
107099 FASTENAL									12.58
Summary Total									12.58
FASTENAL COMPANY P O BOX 1286 WINONA MN 55987									12.58
Payment Amount									12.58
106428 FORCE AMERICA INC									397.15
Summary Total									397.15
FORCE AMERICA INC 501 EAST CLIFF ROAD SUITE 100									50.02
Summary Total									50.02
Payment Amount									447.17
100186 FRANKENSIGNS INC									95.00
Summary Total									95.00
FRANKENSIGNS 9991 GOODHUE STREET NE									230.00
Summary Total									230.00
Payment Amount									445.00
P O BOX 490301 BLAINE MN 55449									445.00
Summary Total									445.00
Payment Amount									445.00

R04570

CITY OF RAMSEY
Create Payment Control Groups

Payment Group Control Number 3482
 Bank Account 999.1010 CASH IN BANK 00002224
 Version LOGIS004V
 Originator TOAKES
 Payment Instrument T A/P ACH Payment
 Pay Through Date 12/31/2022

Payee Number	Name / Mailing Address	Stub Message	Document Ty	Number Number	Item Itm	Co	Due Date	Invoice Number	Payment Amount
									770.00
100200	GOPHER STATE ONE CALL INC	ACCT MN00633	PV	115165	001	00999	8/31/2022	2080693	396.90
GOPHER STATE ONE CALL 7223 PARKWAY DRIVE SUITE 210 HANOVER MD 21076-1317									396.90
Summary Total									396.90
Payment Amount									396.90
100211	HAWKINS INC		PV	115266	001	00999	9/15/2022	6289283	20.00
HAWKINS INC P O BOX 860263 MINNEAPOLIS MN 55486-0263									20.00
Summary Total									20.00
Payment Amount									20.00
104027	INK WIZARDS INC		PV	115107	001	00999	9/12/2022	7959	90.00
INK WIZARDS INC 9958 HIGHWAY 10 NW ELK RIVER MN 55330									90.00
Summary Total									90.00
Payment Amount									90.00
112475	INNOVATIVE OFFICE SOLUTIONS	S27569	PV	115284	001	00999	9/16/2022	IN3938317	650.06
INNOVATIVE OFFICE SOLUTIONS LOCKBOX 131434 P O BOX 1414 MINNEAPOLIS MN 55480-1414									650.06
Summary Total									650.06
Payment Amount									650.06
100284	MENARDS ELK RIVER	acct 31250289	PV	115161	001	00999	8/22/2022	58877	46.63
MENARDS ELK RIVER 19521 EVANS STREET NW ELK RIVER MN 55330-1077									46.63
Summary Total									46.63
		acct 31250289	PV	115170	001	00999	8/29/2022	59315	287.86
Summary Total									287.86
		acct 31250289	PV	115172	001	00999	8/30/2022	59339	52.48
Summary Total									52.48
Payment Amount									386.97
100285	MET COUNCIL ENVIRONMENTAL SRV	CUST 5156	PV	115109	001	00999	9/6/2022	0001145174	82,457.59

R04570

CITY OF RAMSEY
Create Payment Control Groups

Payment Group Control Number 3482
 Bank Account 999.1010 CASH IN BANK 00002224
 Version LOGIS004V
 Originator TOAKES
 Payment Instrument T A/P ACH Payment
 Pay Through Date 12/31/2022

Payee	Stub	Document	Due	Invoice	Payment				
Number	Name / Mailing Address	Message	Ty	Number	Item	Co	Date	Number	Amount
	MET COUNCIL ENVIRONMENTAL SRV				Summary Total				82,457.59
	P O BOX 856513								
	MINNEAPOLIS MN 55485-6513								
					Payment Amount				82,457.59
100341	MTI DISTRIBUTING INC		PV	115308	001	00999	9/14/2022	1363909-00	382.44
	MTI DISTRIBUTING INC				Summary Total				382.44
	SDS 12-1900								
	P O BOX 86								
	MINNEAPOLIS MN 55486-1900								
					Payment Amount				382.44
115167	NET TRANSCRIPTS INC		PV	115195	001	00999	8/31/2022	#NT12374	106.67
	NET TRANSCRIPTS INC				Summary Total				106.67
	PO BOX 95777								
	CHICAGO IL 60694-5777								
					Payment Amount				106.67
101234	NORTH VALLEY, INC	22-06 PAY APP 2 WOOD POND HILL	PV	115315	001	09435	9/21/2022	09272022	351,483.68
	NORTH VALLEY, INC				Summary Total				351,483.68
	20015 IGUANA STREET NW	22-04 PAY APP 2	PV	115317	001	09435	9/21/2022	09272022B	375,876.90
	#100	NBRHD PVMT OVL							
	NOWTHEN MN 55330				Summary Total				375,876.90
					Payment Amount				727,360.58
100363	NORTHERN SANITARY SUPPLY CO		PV	115178	001	00999	9/7/2022	205176	61.42
	NORTHERN SANITARY SUPPLY CO				Summary Total				61.42
	341 COON RAPIDS BLVD		PV	115218	001	00999	9/14/2022	205224	535.67
	MINNEAPOLIS MN 55433				Summary Total				535.67
					Payment Amount				597.09
115071	NORTHLAND OCCUPATIONAL HEALTH		PV	115162	001	00999	9/8/2022	15888	50.00
	NORTHLAND OCCUPATIONAL HEALTH				Summary Total				50.00
	7533 SUNWOOD DRIVE NW SUITE 212								
	RAMSEY MN 55303								
					Payment Amount				50.00

R04570

CITY OF RAMSEY
Create Payment Control Groups

Payment Group Control Number 3482
 Bank Account 999.1010 CASH IN BANK 00002224
 Version LOGIS004V
 Originator TOAKES
 Payment Instrument T A/P ACH Payment
 Pay Through Date 12/31/2022

Payee Number	Name / Mailing Address	Stub Message	Document Ty Number	Item	Co	Due Date	Invoice Number	Payment Amount
119607	PATE, CHRISTIAN DBA GREEN TECH SANITATIO		PV	115263	001 00999	9/7/2022	#142	2,100.00
	GREEN TECH SANITATION 1820 OLD HIGHWAY 8 ST PAUL MN 55112							Summary Total 2,100.00
								Payment Amount 2,100.00
112421	PERRILL		PV	115285	001 00999	9/1/2022	258244	200.00
	PERRIL 110 CHESHIRE LANE SUITE 105 MINNETONKA MN 55305							Summary Total 200.00
								Payment Amount 200.00
106216	PIONEER RIM AND WHEEL CO		PV	115197	001 00999	8/31/2022	01CN3895/01CO0736	20.57
	PIONEER RIM AND WHEEL CO PO BOX 68129 MINNEAPOLIS MN 55418							Summary Total 20.57
								Payment Amount 20.57
111488	POPP.COM INC		PV	115174	001 00999	8/31/2022	#992747676	950.83
	POPP.COM INC 620 MENDELSSOHN AVE NO SUITE 101 GOLDEN VALLEY MN 55427							Summary Total 950.83
								Payment Amount 950.83
113944	PRODUCTIVE CORPORATION		PV	115177	001 00999	9/2/2022	20220269	10,411.20
	PRODUCTIVE CORPORATION 121 SOUTH 8TH STREET SUITE 960 MINNEAPOLIS MN 55402							Summary Total 10,411.20
								Payment Amount 10,411.20
100431	SAFETY KLEEN CORPORATION	ACCT CI23667	PV	115295	001 00999	9/7/2022	CN15413266	110.97
	SAFETY KLEEN CORPORATION PO BOX 975201 DALLAS TX 75397-5201							Summary Total 110.97
								Payment Amount 110.97

R04570

CITY OF RAMSEY
Create Payment Control Groups

Payment Group Control Number 3482
 Bank Account 999.1010 CASH IN BANK 00002224
 Version LOGIS004V
 Originator TOAKES
 Payment Instrument T A/P ACH Payment
 Pay Through Date 12/31/2022

Payee	Stub	Document	Due	Invoice	Payment			
Number	Name / Mailing Address	Ty	Number	Item	Co	Date	Number	Amount
								110.97
119121	SLOTH INSPECTIONS INC	PV	115169	001	00999	8/31/2022	09012022	5,344.87
	SLOTH INSPECTIONS INC 2089 175TH LANE NW ANDOVER MN 55304							Summary Total 5,344.87
								Payment Amount 5,344.87
114269	SPEEDCUTTERS OUTDOOR MAINTENANCE LLC	PV	115220	001	00999	9/8/2022	23133	529.00
	SPEEDCUTTERS OUTDOOR MAINTENANCE LLC 19128 INDUSTRIAL BLVD NW ELK RIVER MN 55330							Summary Total 529.00
		PV	115221	001	00999	9/6/2022	23114	120.00
								Summary Total 120.00
		PV	115222	001	00999	9/6/2022	23115	603.00
								Summary Total 603.00
		PV	115223	001	00999	9/8/2022	23131	816.00
								Summary Total 816.00
		PV	115224	001	00999	9/6/2022	23121	143.00
								Summary Total 143.00
		PV	115225	001	00999	9/8/2022	23132	294.00
								Summary Total 294.00
		PV	115226	001	00999	9/6/2022	23116	575.00
								Summary Total 575.00
		PV	115227	001	00999	9/6/2022	23122	1,780.00
								Summary Total 1,780.00
		PV	115228	001	00999	9/8/2022	23112	859.00
								Summary Total 859.00
		PV	115229	001	00999	9/9/2022	23138	2,943.00
								Summary Total 2,943.00
								Payment Amount 8,662.00
108703	STERLING TROPHY	PV	115250	001	00999	9/7/2022	30177	52.50
	STERLING TROPHY 3824 7TH AVENUE ANOKA MN 55303							Summary Total 52.50
								Payment Amount 52.50

R04570

CITY OF RAMSEY
Create Payment Control Groups

Payment Group Control Number 3482
 Bank Account 999.1010 CASH IN BANK 00002224
 Version LOGIS004V
 Originator TOAKES
 Payment Instrument T A/P ACH Payment
 Pay Through Date 12/31/2022

Payee Number Name / Mailing Address	Stub Message	Document Ty Number Itm Co	Due Date	Invoice Number	Payment Amount
100469 STREICHER'S POLICE EQUIPMENT		PV 115243 001 00999	9/8/2022	11588722	528.00
STREICHER'S POLICE EQUIPMENT 10911 WEST HWY 55 MINNEAPOLIS MN 55441					528.00
		Summary Total			528.00
		PV 115244 001 00999	9/7/2022	11588453	480.00
		Summary Total			480.00
		Payment Amount			1,008.00
100485 TIMESAVER OFF SITE SECRETARIAL INC		PV 115251 001 00999	9/14/2022	M27621	1,412.39
TIMESAVER OFF SITE SECRETARIAL INC 21021 KAROLINE COURT N FOREST LAKE MN 55025					1,412.39
		Summary Total			1,412.39
		Payment Amount			1,412.39
106990 USA BLUE BOOK	CUST 955135	PV 115246 001 00999	9/12/2022	107220	67.98
USA BLUE BOOK PO BOX 9004 GURNEE IL 60031-9004					67.98
		Summary Total			67.98
		PV 115252 001 00999	9/14/2022	110289	1,929.99
		Summary Total			1,929.99
		Payment Amount			1,997.97
106351 WATER LABORATORIES, INC		PV 115185 001 00999	9/6/2022	9194	660.00
WATER LABORATORIES, INC 333 EAST MAIN STREET PO BOX 388 ELK RIVER MN 55330					660.00
		Summary Total			660.00
		Payment Amount			660.00
112515 WSB AND ASSOCIATES INC	R-019569-000-5	PV 115167 001 00999	8/31/2022	R-019569-000-5	295.75
WSB AND ASSOCIATES INC 701 XENIA AVENUE SOUTH SUITE 300 MINNEAPOLIS MN 55416					295.75
		Summary Total			295.75
		Payment Amount			295.75
100541 ZARNOTH BRUSH WORKS INC		PV 115293 001 00999	8/31/2022	0190841-IN	2,298.65
ZARNOTH BRUSH WORKS INC PO BOX 141					2,298.65
		Summary Total			2,298.65

R04570

CITY OF RAMSEY
Create Payment Control Groups

Payment Group Control Number 3482
 Bank Account 999.1010 CASH IN BANK 00002224
 Version LOGIS004V
 Originator TOAKES
 Payment Instrument T A/P ACH Payment
 Pay Through Date 12/31/2022

Payee Number	Name / Mailing Address	Stub Message	Document Ty Number Itm Co	Due Date	Invoice Number	Payment Amount
CHILTON WI 53014-0141						
Payment Amount						2,298.65
Total Amount to be Processed						895,907.41
Total Number of Payments to be Processed						45

Regular AP \$ 343,191.23
 Pay Applications 1,272,157.41
\$ 1,615,348.64

Accounts Payable
 Checks \$ 719,441.23
 A/H 895,907.41
\$ 1,615,348.64

Councilmember introduced the following resolution and moved for its adoption:

RESOLUTION #22-230

RESOLUTION APPROVING CASH DISBURSEMENTS MADE AND AUTHORIZING PAYMENT OF ACCOUNTS PAYABLE INVOICING RECEIVED DURING THE PERIOD OF SEPTEMBER 8, 2022, THROUGH SEPTEMBER 21, 2022

WHEREAS, the City of Ramsey Finance Department has made cash disbursements and received accounts payable invoicing during the period of September 8, 2022, through September 21, 2022, in the amount of \$2,308,135.55 and

WHEREAS, the City Council of the City of Ramsey is required to authorize payment for all disbursement transactions.

NOW THEREFORE, BE IT RESOLVED BY THE CITY COUNCIL OF THE CITY OF RAMSEY, ANOKA COUNTY, STATE OF MINNESOTA, as follows:

- 1) That the Ramsey City Council hereby approves the cash disbursements made and authorizes payment of the accounts payable invoices as detailed in the attached Bills List for the period September 8, 2022, through September 21, 2022, in the amount of \$2,308,135.55.

The motion for the adoption of the foregoing resolution was duly seconded by Councilmember , and upon vote being taken thereon, the following voted in favor thereof:

Mayor
Councilmember
Councilmember
Councilmember
Councilmember
Councilmember

and the following voted against the same:

and the following abstained:

and the following were absent:

Whereupon said resolution was declared duly passed and adopted by the Ramsey City Council this the 27th day of September, 2022.

Mayor

ATTEST:

City Clerk

CC Regular Session

5. 7.

Meeting Date: 09/27/2022

By: Katie Schmidt, Administrative Services

Information

Title

Adopt Resolution #22-207 Appointing Election Judges for the General Election on November 8, 2022

Purpose/Background:

For each Election, Council is asked to formally appoint election judges to work the polling locations. A resolution is attached appointing election judges to serve for the General Election scheduled for November 8, 2022.

Minnesota State Statute 204B.22 is attached. The statute references the number of election judges that are required under the law. In this case, the minimum number of judges required is four per polling location. Ramsey will have all nine polling locations open for the election. Staff's recommendation at this time is to secure approximately eighty election judges. Due to the fluidity of election judges' availability, there will very likely be changes that occur with regard to judges that are actually assigned to work the election. Staff requests the Council authorize staff to train and hire additional election judges not named here, should the need arise.

Note: The last day to appoint election judges is Friday, October 14, 2022.

Funding Source:

Monies have been budgeted in the General Fund under Elections for Election expenses and Election Judge pay.

Recommendation:

Staff recommends Council adopt the Resolution appointing Election Judges for the 2022 General Election.

Action:

Motion to adopt Resolution #22-207 Appointing Election Judges for the General Election on November 8, 2022.

Attachments

Resolution #22-207

State Statute 204B.22

Form Review

Inbox

Brian Hagen

Form Started By: Katie Schmidt

Final Approval Date: 08/18/2022

Reviewed By

Brian Hagen

Date

08/18/2022 02:34 PM

Started On: 08/18/2022 10:47 AM

Councilmember introduced the following resolution and moved for its adoption:

RESOLUTION #22-207

RESOLUTION APPOINTING ELECTION JUDGES FOR THE GENERAL ELECTION ON NOVEMBER 8, 2022

WHEREAS, the City of Ramsey will be conducting a General Election on Tuesday, November 8, 2022; and

WHEREAS, pursuant to Minnesota Statutes Section 204B.21, election judges for precincts in a municipality must be appointed by the governing body of that municipality; and

WHEREAS, the hourly rate of pay will be \$10.33 for election judge trainees, \$10.33 for regular election judges and \$11.33 for head judges; and

WHEREAS, when necessary, regular City staff working as judges on election day will be paid their normal hourly wage.

NOW THEREFORE, BE IT RESOLVED BY THE CITY COUNCIL OF THE CITY OF RAMSEY, ANOKA COUNTY, STATE OF MINNESOTA, as follows:

- 1) That the following individuals be appointed to serve as election judges for the General Election to be held on November 8, 2022:

Linda Anderson, Beth Asfahl, Mark Barrett, Angela Bizal, Janet Cameron, PaulaJean Chicoine, Roger Clem, Sabrina Cooper, Denise Corrier, Katherine Dague, Tim Dusbabek, Patricia Dusbabek, Elizabeth Edwards, Todd Embury, Susan Fox, John Freeburg, Colleen Graber, Timothy Graber, Ashley Handberg, Deb Hanson, Gena Hatton, Brian Heichel, Brian Heigl, Andrea Hillebregt, Andy Hillebregt, Lana Howell, Douglas Johnson, Diana Johnson, Mariann Johnson, Mary Ann Kellner, Scott Kingren, Louise Kvick, James Lahr, Jennifer Leistico, Sheila Lemke, Cheryl Lemm, Cyndi Lemmon, Justin Loss, Jean Max, David May, Jennifer McWilliams, Ernest Mejia, Kelly Moore, Nancy Nelson, David Newton, Cindy Olson, Judith Olson, Ione Olson, Deb Pace, Diana Pennington, Marilyn Potter, Alfred Resler, Alicia Reynolds-Minear, Sharon Schmalzer, Noah Schmit, Saralee Schultz, Bev Semanko, Barbara Sieben, Becky Smith, Mary Thesing, Marnie Zak and Jared Zochert.

- 2) That the following individuals be appointed to serve as head judges for the General Election to be held on November 8, 2022:

Bruce Anderson, Jerilyn Bates, Billie Jo Bishop, Sandra Conlon, Sarah Cooper, Beverly Dehn, Kevin Efram, Vicki Herrmann, Del Howe, Peggy Howe, Tom Hoxter, Deb Koepsell, Patricia McGrath, Makayla Miller, Stephen Rothstein, Derek Scheuermann, Brandon Sis and Jill Winger.

3) That Council authorize staff to train and hire additional election judges not named here should the need arise.

The motion for the adoption of the foregoing resolution was duly seconded by Councilmember , and upon vote being taken thereon, the following voted in favor thereof:

and the following voted against the same:

and the following abstained:

and the following were absent:

Whereupon said resolution was declared duly passed and adopted by the Ramsey City Council this the 27th day of September, 2022.

Mayor

ATTEST:

City Clerk

204B.22 ELECTION JUDGES; NUMBER REQUIRED.

Subdivision 1. **Minimum number required.** (a) A minimum of four election judges shall be appointed for each precinct in the state general election, provided that a minimum of three election judges shall be appointed for each precinct with fewer than 500 registered voters as of 14 weeks before the state primary. In all other elections, a minimum of three election judges shall be appointed for each precinct. In a combined polling place under section 204B.14, subdivision 2, at least one judge must be appointed from each municipality in the combined polling place, provided that not less than three judges shall be appointed for each combined polling place. The appointing authorities may appoint election judges for any precinct in addition to the number required by this subdivision including additional election judges to count ballots after voting has ended.

(b) An election judge may serve for all or part of election day, at the discretion of the appointing authority, as long as the minimum number of judges required is always present. The head election judge designated under section 204B.20 must serve for all of election day and be present in the polling place unless another election judge has been designated by the head election judge to perform the functions of the head election judge during any absence.

Subd. 2. [Repealed, 2013 c 131 art 2 s 85]

Subd. 3. [Repealed, 2010 c 201 s 82]

Subd. 4. **Election judge trainees not counted toward minimum number of election judges.** The presence or participation of election judge trainees must not be counted toward satisfying any of the required numbers of election judges in this chapter.

History: 1981 c 29 art 4 s 22; 1986 c 362 s 3; 1987 c 212 s 6; 1994 c 607 s 5; 1997 c 147 s 31; 1Sp2001 c 10 art 18 s 21,22; 2004 c 293 art 2 s 21; 2010 c 201 s 26,27; 2013 c 131 art 2 s 23

Meeting Date: 09/27/2022

By: Sean Sullivan, Community
Development

Information

Title:

Adopt Resolution #22-213 Approving Lease Cancellation for 6701 Hwy 10 NW; Case of Potters Church

Purpose/Background:

The purpose of this case is to consider adoption of Resolution #22-213 Approving Lease Cancellation for 6701 Hwy 10 NW. The City entered into a lease with Potter's House Christian Community Church, Inc. on November 24th, 2020. The term of the lease is 5 years ending on November 30, 2025. The Lease has clauses for early termination by either the Landlord (City) or Tenant (Potter's Church). 6701 Hwy 10 was purchased through the RALF program. All rent received by the tenants pay for the expenses to maintain and pay taxes for the property. The City does not receive any direct revenue from the leases.

Over the past 10 months the Tenant has had trouble staying current with the rent, utilities and snowplowing for the Premises. On August 24, 2022 the City sent a Notice of Default via Certified Mail to Potters House Christian Church, Inc. The City received proof of delivery of Certified Mail on August 31, 2022. The amount past due at the time of the Notice of Default was \$12,305.43. On three separate occasions partial payment plans were offered to allow the Church to get current with the rent. The City has shown a willingness to work with the Tenant to catch up due to hardships shared by the Tenant with the City. However, this pattern has continued and now the Tenant is \$14,441.34 in arrears which includes the September 2022 prorated rent amount to September 15th. Staff and the Property Manager believe this amount due has reached a level that warrants specific action that includes removal of the tenant and execution of an agreement that will allow the City to collect the outstanding rents, utilities and snow plow charges.

Rather than be evicted, the Tenant has asked the City to consider a Lease Cancellation. Staff has worked with Premier Commercial Properties (Property Manager) and the City Attorney to draft an agreement that will cancel the lease and to have the Tenant surrender the Security Deposit to the City to partially pay for the delinquent rent and utilities. The agreement requires the Tenant to vacate the Premises and remove its possessions on or before September 26, 2022. Most of the possessions of the Tenant had been removed by the time of this memo and the Church is no longer operating out of the space. The Tenant has communicated to the City that they have no money to pay back rent and utilities and the City Attorney is recommending acceptance of the Cancellation agreement as presented. The agreement is binding and ensures that the City can legally retain the security deposit.

Staff is asking the City Council to consider the request by the Tenant.

Notification:

No public notification is required. The City has provided written notice of the Notice of Default via certified mail to the Tenant on August 24, 2022 and the Tenant has received that notice on August 31, 2022.

Time Frame/Observations/Alternatives:

As of the date this case was written the tenant is \$14,441.34 behind in rent, utilities and snowplowing. The Tenant has been properly noticed and has requested to proceed with the lease cancelation rather than be evicted. The Cancellation of Lease has not been signed by the Tenant but the Property Manager is in the process of obtaining the necessary signature prior to the September 27, 2022 City council Meeting. The Tenant has verbally agreed to the Lease Cancellation Agreement but is currently in the hospital. The Tenant should be out of the hospital on or before September 26, 2022 to sign the Lease Cancellation. Based on the inconsistency of the payment of rent and the

amount in arrears the Property Manager and Staff believe it is time to move on from this tenant and to try to lease the space to another tenant. There are several alternatives to bring resolution to this matter, they include the following:

- 1) Adopt Resolution #22-213 Approving Lease Cancellation for 6701 Hwy 10 NW; subject to City Attorney review (Staff Recommendation)
- 2) Adopt Resolution #22-213 Approving Lease Cancellation for 6701 Hwy 10 NW (with modifications) ; Subject to City Attorney review
- 3) Adopt Resolution #22-213 Authorizing Eviction of Potter's House Christian Community Church
- 4) Something Else

Funding Source:

Right Of Way Acquisition Loan Fund (RALF). City costs incurred by this action will be funded through rent received from 6701 Hwy 10 NW.

Recommendation:

Staff, the Property Manager and City Attorney recommend a motion to Adopt Resolution #22-213 Approving Lease Cancellation for 6701 Hwy 10 NW (as presented); subject to City Attorney review

Outcome/Action:

Motion to Adopt Resolution #22-213 Approving Lease Cancellation for 6701 Hwy 10 NW (as presented); subject to City Attorney review (Staff Recommendation)

Attachments

[ACTION - Resolution #22-213 Lease Cancellation](#)

[ACTION - Lease Cancellation Potter](#)

[Reference - Notice of Default 8.24.22](#)

[Reference - Notice of Default 2.16.22](#)

Form Review

Inbox

Brian Hagen

Form Started By: Sean Sullivan

Final Approval Date: 09/22/2022

Reviewed By

Brian Hagen

Date

09/22/2022 11:53 AM

Started On: 09/21/2022 08:10 AM

Councilmember _____ introduced the following resolution and moved for its adoption:

RESOLUTION #22-213

RESOLUTION APPROVING LEASE CANCELLATION FOR POTTER'S HOUSE CHRISTIAN COMMUNITY CHURCH, INC. AT 6701 HWY 10 NW

WHEREAS, the City of Ramsey (the "Landlord"), entered into a Lease Agreement with Potter's House Christian Community Church, Inc. (the "Tenant") on November 24, 2020 (the "Lease"); and

WHEREAS, the Tenant will be \$14,441.34 in arrearages for Rent, utilities and snowplowing as of September 15, 2022; and

WHEREAS, the Landlord has provided the Tenant a Notice of Default via certified mail dated August 24, 2022 and received by the Tenant on August 31, 2022 requesting the default be cured; and

WHEREAS, the Tenant has requested the Landlord defer unlawful detainer action and agree to a voluntary cancellation of the Lease under mutually agreeable terms.

NOW THEREFORE, BE IT RESOLVED BY THE CITY OF RAMSEY, ANOKA COUNTY, STATE OF MINNESOTA, as follows:

- 1) That the City Council approve a voluntary Lease Cancellation agreement for Potter's House Christian Community Church, Inc. at 6701 Hwy 10 NW, Ramsey, MN 55303 and authorize the Mayor and City Administrator to execute necessary documents to end the lease and retain security deposit in the amount of \$3,500.00.

The motion for the adoption of the foregoing resolution was duly seconded by Councilmember _____, and upon vote being taken thereon, the following voted in favor thereof:

and the following voted against the same:

and the following abstained:

and the following were absent:

Whereupon said resolution was declared duly passed and adopted by the Ramsey City Council this the 13th day of September, 2022.

Mayor

ATTEST:

City Clerk

CANCELLATION OF LEASE

DATE: September 27, 2022

PROPERTY ADDRESS

6701 Highway 10 west side - Ramsey, Minnesota 55303

WHEREAS, **City of Ramsey** a Minnesota municipal corporation (Landlord) and **Potter’s House Christian Community Church, Inc.** a non-profit corporation organized under the laws of the State of Minnesota (Tenant) have entered into a Lease Agreement dated **November 24th, 2020** (“Lease”):

WHEREAS, The Tenant has been given formal notice that they are in default of the terms of their Lease (A true and correct copy of which is attached hereto and incorporated herein as Exhibit A) by both email and Certified Mail delivered August 31st, 2022 at 11:51am to 10890 133rd Circle North Champlin, Minnesota 55316. A true and correct copy of the statement given to Tenant summarizing amounts of all arrearages due is attached hereto and incorporated herein as Exhibit B.

WHEREAS, Tenant has requested Landlord defer unlawful detainer action and agree to a voluntary cancellation of the Lease under mutually agreeable terms.

NOW THEREFORE: For good and valuable consideration the Landlord and Tenant agree to the following:

- 1) Tenant admits that they are in default of the lease in the amount of **\$14,441.34** through September 15, 2022, to include rent, utilities and snow plowing charges.
- 2) Tenant shall cease operations and remove all of their possessions by September 26th, 2022, at which time the Landlord will have the full right of possession to the Premises.
- 3) Tenant authorizes the Landlord to retain the Security and Damage Deposit without restrictions in amount of \$3,500.00 referenced in Paragraph 38 of the Lease.
- 4) Landlord has inspected the Premises and found it to be in satisfactory condition.
- 5) Each party releases the other party from any and all further obligations under the terms of the Lease

Landlord:
City of Ramsey

Tenant: Potters House Christian
Community Church, Inc.

By: _____
Its: City Administrator
Date: _____

By: _____
Its: _____
Date: _____

Landlord:
City of Ramsey

By: _____
Its: Mayor
Date: _____



A Real Estate Services Company
299 Coon Rapids Boulevard
Suite 200
Coon Rapids, MN 55433
763.862.2005 Office
763.862.1925 Fax

August 24th, 2022

Adolphus D.W. Summerville
Potter's House Christian Community Church, Inc.
10890 133rd Circle North
Champlin, Minnesota 55316
Sent: Certified Mail on August 24th

Dear Mr. Summerville;

Please note that you are in default of your Lease Agreement with the City of Ramsey pertaining to 6701 Highway 10 Ramsey, Minnesota. The reason for default is the failure to address pay the rent per your Lease, failure to keep up with payment of the heat and electric utilities and failure to pay for 2021 snow plowing.

You have been given several notices by email dating back to July 26th, 2022 which provided you notice of the past due payments and provided you time to catch up on these payments.

Per Sections 5 and 7 of your lease agreement, You are behind in the following manner as of August 23rd, 2022:


- Rent totaling **\$11,039.59** (see attached ledger of account)
- Snow plowing **\$655.42** (dating back to 2021, see recent invoice)
- Heat, electric, sewer/water **\$284.04**
- And a new utility bill just came in **\$326.38** (July Utilities)

The total and past due payments equal **\$12,305.43.**

The Landlord has indicated in previous emails and through this notice that this default must be cured by August 31st, 2022. If the default is not cured by this time, August 31st, 2022 at 5pm

Central Standard Time, by sending “certified funds” to the Landlord’s property manager, the Landlord will begin a formal eviction process to remove you from the Property. You also have the option to without going through the eviction process by signing a Cancellation of your Lease and peaceably removing all personal property from the Premises by September 15th, 2022.

Sincerely,



Marty Fisher
Premier Commercial Properties, LLC.
Broker / Owner
299 Coon Rapids Blvd, Suite 200
Coon Rapids, MN 55433



INVOICE

Mailing Address: 2662 South Coon Creek Drive Nw, Andover, MN 55304

TO Potter's House Christian Church
 7481 Kentucky Ave N
 Brooklyn Park, MN 55428

INVOICE NO. 1901
 INVOICE DATE 8/10/2022
 PROJECT NAME: 2021-2022 Plow year

UNIT	DESCRIPTION	QUANTITY	UNIT PRICE	LINE TOTAL
PROPERTY:	6701 Hwy 10, Ramsey MN.			
	DECEMBER INVOICE IS PAST DUE	1	\$604.17	\$604.17
	JANUARY PAST DUE	1	\$320.00	\$320.00
	FEBRUARY INVOICE PAST DUE	1	\$185.00	\$185.00
PAYMENTS	Payment made: Check #1248 3-9-2022	1	-\$200.00	-\$200.00
	NEW CHARGES			
March 6th	Plow lot and sidewalk 3.5"	1	\$80.00	\$80.00
March 6th	Salt lot to remove ice 250lbs total (half is 125lbs)	1.25	\$45.00	\$56.25
March 14th	Plow lot and sidewalk 5"	1	\$110.00	\$110.00
	Payment Made Check #1314 7-25-2022	1	-\$500.00	-\$500.00
	Payment is due 15 days from invoice date			
	1"-4" of snow \$160: split 1/2 to City and Potter's house			
	4"-8" of snow \$220			
	8"+ multiple clearings will be needed			
TOTAL DUE				\$655.42

Unpaid Charges

Tenant= Potter's House Christian Community Church

Page Orientation= Landscape

Property	Tenant	Date Occurred	Charge Description	Current Owed	Notes
City Of Ramsey	Potter's House Christian Community Church	06/01/2022	COMMERCIAL RENT	3,506.89	Commercial Rent (06/2022)
City Of Ramsey	Potter's House Christian Community Church	07/01/2022	COMMERCIAL RENT	3,587.00	Commercial Rent (07/2022)
City Of Ramsey	Potter's House Christian Community Church	07/06/2022	LATE FEES	179.35	Late Fees, 5% of \$3587.00
City Of Ramsey	Potter's House Christian Community Church	07/15/2022	UTILITIES	92.09	centerpoint - gas
City Of Ramsey	Potter's House Christian Community Church	07/15/2022	UTILITIES	191.95	connexus - electric
City Of Ramsey	Potter's House Christian Community Church	08/01/2022	COMMERCIAL RENT	3,587.00	Commercial Rent (08/2022)
City Of Ramsey	Potter's House Christian Community Church	08/06/2022	LATE FEES	179.35	Late Fees, 5% of \$3587.00
City Of Ramsey	Potter's House Christian Community Church	08/23/2022	UTILITIES	18.65	Gentle Point Gas
City Of Ramsey	Potter's House Christian Community Church	08/23/2022	UTILITIES	248.05	Connexus-Electric
City Of Ramsey	Potter's House Christian Community Church	08/23/2022	UTILITIES	61.68	Ramsey-Water
City Of Ramsey	Potter's House Christian Community Church	09/01/2022	COMMERCIAL RENT	3,587.00	Commercial Rent (09/2022)
Total:				15,237.01	
Less Current Amt				3913.38	
Total Pay Due				11,323.63	

Current Utilities: \$326.38
 September Rent: \$ 3,587.00
 Total Amount Current: \$3,913.38



A Real Estate Services Company
299 Coon Rapids Boulevard
Suite 200
Coon Rapids, MN 55433
763.862.2005 Office
763.862.1925 Fax

February 16, 2022

Adolphus D.W. Summerville
Potter's House Christian Community Church, Inc.
6701 Highway 10 NW, West unit
Ramsey, Minnesota 55303

Sent: Certified Mail on February 16, 2022 to:

Bishop Summerville
7481 Kentucky Avenue North
Brooklyn Park, MN 55428

Grace and Peace Bishop Summerville.

I regret to inform you that your church is in default of its Lease Agreement with the City of Ramsey pertaining to 6701 Highway 10 Ramsey, Minnesota. The reason for default is the failure to pay the rent per the Lease, failure to keep up with payments for heat and electric utilities and failure to keep current with City water and sewer charges.

You have been provided previous notice via emails giving that the church is behind in rent and utilities. We also previously worked out an agreement with you and the church to catch up by December 31st, 2021.

Per Sections 5 and 7 of your Lease Agreement, as of February 16th, 2022, the church is behind in rent and utilities as follows:


- Unpaid December rent \$87.00
- Unpaid January and February rent (\$3,587.00 x 2)
- Unpaid heat and electric from November, December, January and February.
- City water, of which I personally ran over to the building to fix a running toilet

The total past due payments are more fully detailed on the attached Tenant Ledger along with copies of the specific invoices for the utilities. These past due payments total \$8,406.27 which accounts for the \$390.00 in money orders just received on February 15th, 2022.

The Landlord is providing you through February 28th, 2022 to cure 100% of the default as described herein including any additional costs that may be incurred between the time of this notice and February 28th, 2022. If the default is not cured by this time, February 28th, 2022 at 5pm Central Standard Time, by sending "certified funds" to the Landlord's property manager, the Landlord will begin a formal eviction process to remove you from the Property.

You also have the option, without going through the eviction process, to sign a Cancellation of your Lease and peaceably remove all personal property from the Premises by February 21st, 2022. Please note, you should contact an attorney for any legal advice.

Sincerely,



Marty Fisher
Property Manager for the City of Ramsey
Premier Commercial Properties, LLC.
299 Coon Rapids Blvd, Suite 200
Coon Rapids, MN 55433

Premier Commercial Properties
 299 Coon Rapids Blvd NW Ste 200
 Coon Rapids, MN 55433-5870
 (763) 486-8247

TENANT LEDGER


Prepared For

Potter's House Christian Community Church
 6701 Hwy 10 NW, Unit WEST-FRO
 Ramsey, MN 55303

Tenant Status
 Tenant Since
 Current Lease
 Balance Due

Current
 12/01/2020
 12/01/2020
 8,406.27

Date	Description	Charges	Payments	Balance
02/15/2022		0.00	390.00	8,406.27
02/11/2022	connexus	195.88	0.00	8,796.27
02/11/2022	city of ramsey water	141.18	0.00	8,600.39
02/11/2022	centerpoint	279.02	0.00	8,459.21
02/10/2022	Chk# 9453 - money order	0.00	460.50	8,180.19
02/01/2022	Commercial Rent (02/2022)	3,587.00	0.00	8,640.69
01/14/2022	Centerpoint Energy	240.61	0.00	5,053.69
01/14/2022	Connexus	291.21	0.00	4,813.08
01/06/2022	Late Fees, 5% of \$3587.00	179.35	0.00	4,521.87
01/03/2022	Chk# 1302	0.00	11,669.59	4,342.52
01/01/2022	Commercial Rent (01/2022)	3,587.00	0.00	16,012.11
12/13/2021	utilities from city brought over from QB	284.89	0.00	12,425.11
12/02/2021	utilities from 12/2/21 brought from QB	383.63	0.00	12,140.22
12/01/2021	unpaid December 2021 rent	3,587.00	0.00	11,756.59
11/24/2021		0.00	3,500.00	8,169.59
11/24/2021	Deposit	3,500.00	0.00	11,669.59
11/01/2021	unpaid November 2021 rent	3,500.00	0.00	8,169.59
10/01/2021	un paid October Rent	3,500.00	0.00	4,669.59
09/01/2021	leftover Sept Rent from 2021	1,169.59	0.00	1,169.59



7550 Sunwood Drive NW • Ramsey, MN 55303

City Hall: 763.427.1410 • Fax: 763.427.5543

www.cityoframsey.com

INVOICE

29671

Billing Address: 118198

POTTERS HOUSE CHRISTIAN COM CHURCH
ATTEN: BISHOP ADOLPHUS SUMMERVILLE
7481 KENTUCKY AVENUE NORTH
BROOKLYN PARK MN 55428

Invoice Date 2/10/2022

Due Date 3/12/2022

Page: 1

Item	Remark	Amount
001	CENTERPOINT 1/10/22	279.02
002	CONNEXUS 1/21/22	195.88
003	CITY OF RAMSEY 1/25/22	141.18
	Total Amount Invoiced	616.08
	Tax Amount	
	Balance Due	616.08

Remit To:
CITY OF RAMSEY
7550 SUNWOOD DRIVE NW
RAMSEY MN 55303
Phone: 763-427-1410

Make sure to include the invoice number on the remittance.

To pay by credit card, please call (763) 427-1410 and provide both the billing address number and the invoice number to the cashier.

Potter's Christian Com Church - 6701 Highway 10
Utilities Billing

Utility	Bill Date	Full Bill	Potter's House Portion
CenterPoint Energy	1/10/2022	558.03	279.02
Connexus Energy	1/21/2022	391.76	195.88
City of Ramsey	1/25/2022	211.78	141.18
Total Billing			<u><u>616.08</u></u>



CenterPointEnergy.com

CUSTOMER
CITY OF RAMSEY

SERVICE ADDRESS
6701 Highway 10 Nw, Anr



INVOICE

ACCOUNT NUMBER
6011580-5

BILLING DATE
Jan 10, 2022

DATE DUE

Page 1 of 4

Feb 07, 2022

AMOUNT DUE

\$ 558.03

TP

Gas leak or emergency

Leave immediately, then call
800-296-9815, 24 hours a day

Customer service

612-321-4939 or 800-245-2377
Monday - Friday, 7 am - 7 pm

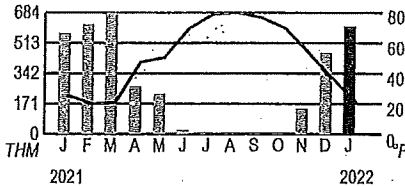
Call before you dig

Call 811
24 hours a day

Comments

PO Box 1144
Minneapolis, MN 55440-1144

Your usage in a glance



Previous usage	Usage this month			Average daily temperature
	1 year ago	Last month	This month	
Total Therms used	568	459	606	
Average daily gas use (Therms)	18.3	14.3	20.2	
Average daily temperature	24	35	20	
Days in billing period	31	32	30	

To better understand your home energy usage and learn energy savings tips, visit CenterPointEnergy.com/myenergyanalyzer

Pay your next bill without lifting a finger. To enroll in AutoPay, just sign and date the back of your bill stub and return to us with a check for your payment amount. It's that easy!

ACCOUNT SUMMARY

Previous gas amount due	\$ 481.21
Payment Jan 7, 2022	- 481.21
Current gas charges (Details on page 2)	+ 558.03
Total amount due	\$ 558.03

Thank you!

Your account is ready to view now. Register for free online account access. View balance, usage history, make an online payment, view recommendations for saving energy and money with My Energy Analyzer, and much more. Register at CenterPointEnergy.com/myaccount.

Rate case filed in November 2021. Interim Rates begin Jan 1 2022. Public hearings to be scheduled. Watch for information and hearing date schedule.

The PUC has approved a Conservation Cost Recovery Adjustment (CCRA) factor of \$0.0791 per dekatherm. This charge will be used to fund energy conservation activities and has been added to your delivery charge. For more information, please call or visit our website.

9410.6373

W41012

DEC 2021

Diana

How to pay your bill

Online
Visit: CenterPointEnergy.com/paybill Pay immediately, schedule a payment or set up automatic monthly payments.

Phone
Call 612-321-4939 and make a payment using your checking or savings account, or by debit or credit card.

In person
To find a payment location, visit: CenterPointEnergy.com/paybill or call 612-321-4939.

Mail
Return the payment stub below, with your check or money order, using the return envelope.

CUSTOMER
CITY OF RAMSEY

ACCOUNT NUMBER
6011580-5

DATE DUE **Feb 07, 2022**

SERVICE ADDRESS
6701 Highway 10 Nw, Anoka, MN 55303-4548

BILLING DATE
Jan 10, 2022

AMOUNT DUE **\$ 558.03**

DEFINITIONS

Basic Charge is a flat amount each month, regardless of the amount of gas used, to cover a portion of costs incurred even if the customer does not use gas during the billing period.

Cost of Gas is the cost CenterPoint Energy pays for the gas it delivers to its customers.

Delivery Charge is based on the amount of gas delivered, to cover the costs of delivering gas not covered by the Basic Charge.

City Franchise Fee is a fee charged by a city to utility companies that provide natural gas, electricity or cable service. Utilities will collect the fee from individual customers and pay it to the city. Utilities receive no revenue from this fee.

Gas Affordability Program (GAP) covers costs to offer a low-income customer co-pay program to reduce natural gas service disconnections. This charge is billed to all non-interruptible customers.

Purchased Gas Adjustment reflects the difference between the base cost of gas established at the time of our most recent rate case and the price paid to purchase and transport the gas you used during this billing period.

Therm is the heating value of gas. Your meter measures CCF (hundreds of cubic feet) which we multiply by the therm factor to determine the heating capacity of the gas you used.

For a more detailed description of each of the terms used on your bill, please visit CenterPointEnergy.com/definitions or call Customer Support at 612-321-4939.

Current gas charges

Meter Number	Day Billing Period	Current read date	Next scheduled read date	Rate: Com/Ind Firm Rate	Next billing date
M19961093836	30	Jan 6, 2022	Feb 8, 2022		Feb 9, 2022

Billing Period	Current Reading	- Previous Reading	= Total	x	Therm factor	=	Adjusted Usage
12/07/21 - 01/06/22	9830	9318	512		1.18278		606 Therms
Basic charge							\$ 21.00
Delivery charge				606 therms x \$ 0.20580			124.71
Decoupling adjustment				606 therms x -\$ 0.00424			- 2.57
Gas Affordability PRG				606 therms x \$ 0.00264			1.60
Feb 2021 Weather Event				606 therms x \$ 0.04610			27.94
Cost of gas*				606 therms x \$ 0.62558			379.10
Interim rate adjustment							6.25
Total current charges							\$ 558.03

*includes a purchased gas adjustment of \$0.25666

Your account, managed your way

Sign up at CenterPointEnergy.com/myaccount

- 24/7 online account access. View and/or pay your bill, view usage history, sign up for account services and much more.
- Go paperless. Receive an email when your bill is ready to view and pay. Get convenience, get rid of clutter.

- Pay automatically. Set up AutoPay by signing and returning the form below with your check payment. It's that easy!
- Even out the highs and lows of your monthly bills. Enroll in Average Monthly Billing and spread your natural gas costs throughout the year.
- Get bill reminders. Choose text or email, up to five days before your bill is due.

- Other services. Report a payment made at a payment location, set up a payment extension and much more. View options from your online account or visit CenterPointEnergy.com/selfservice if you'd prefer not to register.
- Moving? Please call us at 612-321-4939 at least two weeks before you move, or complete the forms at CenterPointEnergy.com/selfservice

Register any inquiry or complaint at CenterPoint Energy, 505 Nicollet Mall, PO Box 59038, Minneapolis, MN 55459-0038

Mail payments to CenterPoint Energy, PO Box 4671, Houston, TX 77210-4671



Account Number:
444931-239841
RAMSEY CITY OF *

Service Address
6701 HWY 10 NW
RAMSEY MN

Total Amount Due	Due Date
\$423.87	February 17, 2022

Billing Summary Billing Date: Jan 21, 2022

New Charges \$423.87

Message Center

DO NOT Forward For Payment

This is a supporting detail for a Master Summary Bill.

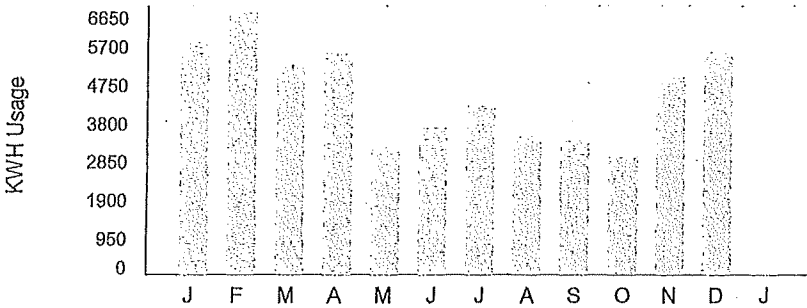
Payments made on this account are included in the Master Summary Bill.

Please enclose only the payment stub from the page titled Master Summary Bill when sending your payment.

Total Amount Due \$423.87
Payment must be received on or before February 17, 2022

32.11
391.76

Energy Comparison Previous Months' Usage Current Month's Usage



How to contact us

Member Services / Moving - 763-323-2650
Outages and Emergencies - 763-323-2660
Hearing/Speech Impaired Call - 711 or 800-627-3529
Email: info@connexusenergy.com
www.connexusenergy.com
Gopher State One Call - 811
14601 Ramsey Boulevard, Ramsey, MN 55303



Electric Service **Billing Date:** Jan 21, 2022 **Days of Service:** 29 **Read Dates:** Dec 15, 2021 - Jan 13, 2022

Meter	Current Read	Last Read	Diff	Usage
Electric kWh	355	260	40	3800
Demand kW	0.354	0.453	40	14.160

Cost of Basic Service		\$30.00
Energy Charge	3,800 KWH @ \$0.0646	245.48
Demand Charge	14.160 KW @ \$10.30	145.85
Power Cost Adjustment		2.54
Total Cost for Electric Service (Actual Charges)		\$423.87

All past due amounts over \$10 will be subject to a 1.5% late payment charge or \$1.00, whichever is greater. A \$20 charge will be assessed for all returned checks. An electric deposit may be applied to past due accounts or accounts not in good standing.



For Service To:
6701 HWY 10 NW

Utility Services

Account Number 719019
Bill Date 01/25/2022
Due Date 02/20/2022
Total Amount Due \$ 2060.36

If you have any questions, please call, fax or write before the due date
Customer Service / Moving: 763-576-4343
Toll Free: 888-228-2136
Fax: 888-905-0440

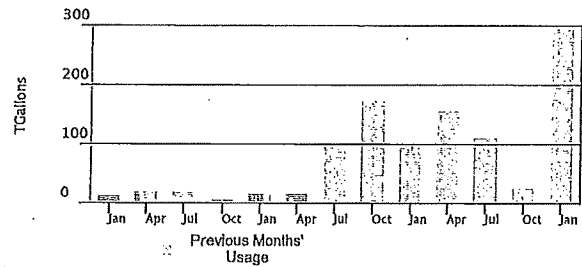
211.78 adjusted
Diana 01/10.6372 W 41012
4th qtr 2021

Usage Data		Billing Period					
From	To	Days	Prev. Rdg.	Curr. Rdg.	Usage	Units	
10/12/2021	01/06/2022	86	0 Actual	295 Actual	295	TGallons	

\$ Billing Detail

Amount Owed From Last Bill	\$ 164.27
Adjustments	\$ 0.00
Total Payments Received	\$ 164.27
Late Charges	\$ 0.00
Prior Balance	\$ 0.00
New Charges	
Base Charge.....	\$ 42.15
Water 10 @ 2.890000.....	\$ 28.90
Water 15 @ 2.980000.....	\$ 44.70
Water 20 @ 3.190000.....	\$ 63.80
Water 39 @ 3.410000.....	\$ 132.99
Water 102 @ 3.780000.....	\$ 385.56
Water 94 @ 4.510000.....	\$ 423.94
Total Water 295 GAL Charges	\$ 1122.04
Base Charge.....	\$ 75.14
Sewer 275 @ 3.130000.....	\$ 860.75
Total Sewer Charges	\$ 935.89
Base Charge.....	\$ 2.43
Total MN Test Fee Charges	\$ 2.43
Total Current Charges	\$2,060.36
Total Amount Due 02/20/2022.....	\$ 2060.36

Water Use History



Message Center

- BILLING PERIOD:** This billing covers approximately Oct-Dec services and is pro-rated for new move ins/outs.
- RATES:** New rates for water and sewer will go into effect on the next billing. An updated rate sheet will be included with that billing.
- DID YOU KNOW?:** Customers can pre-pay any amount at any time to their accounts and any credits would be applied to the next billing. Some have found this helpful for monthly budgeting, rather than waiting to pay in full when the bill comes out quarterly.
- PAYMENT OPTIONS:** Call (844) 428-5626 for automated online payments or pay online from the city's website. No fees!

Please detach along perforation and return this portion with your payment. Keep top portion for your records.

000719019 0206036

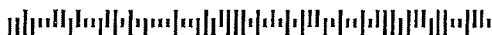
CITY OF RAMSEY
Billing & Payment Processing Center
P.O. Box 251100
St. Paul, MN 55125

Check this box for address correction or message. Please print on reverse side.
Acct#: 719019

Amount Due by 02/20/2022 **\$ 2060.36**

Amount Enclosed: \$

CITY OF RAMSEY
RE: OLD NAU
7550 SUNWOOD RD
RAMSEY MN 55303



CITY OF RAMSEY

PO BOX 251100
ST PAUL, MN 55125-6100



CC Regular Session

5. 9.

Meeting Date: 09/27/2022

Submitted For: Bruce Westby, Engineering/Public Works

By: Marsha Weidner, Engineering/Public Works

Information

Title

Adopt Resolution #22-216 Authorizing Partial Payment to Douglas-Kerr Underground, LLC., for Improvement Project #22-05, Riverdale Drive Utility Improvements, Llama Street to Bowers Drive.

Purpose/Background:

Resolution and Pay Estimate Attached

Recommendation:

The Senior Engineer Technician has inspected the completed work and recommends partial payment No. 4 to Douglas-Kerr Underground, LLC., of Mora, Minnesota, for Improvement Project #22-05, Riverdale Drive Trunk Utility Improvements, Llama Street to Bower Drive, in the amount of \$141,872.57.

Action:

Motion to Adopt Resolution #22-216 Authorizing Partial Payment No. 4 to Douglas-Kerr Underground, LLC., of Mora, Minnesota for Improvement Project #22-05, Riverdale Drive Trunk Utility Improvements, Llama Street to Bower Drive, in the amount of \$141,872.57

Attachments

Resolution

Pay Estimate

Form Review

Inbox

Bruce Westby

Brian Hagen

Form Started By: Marsha Weidner

Final Approval Date: 09/22/2022

Reviewed By

Kathy Schmitz

Brian Hagen

Date

09/22/2022 12:25 PM

09/22/2022 01:13 PM

Started On: 09/16/2022 02:46 PM

Councilmember _____ introduced the following resolution and moved for its adoption:

RESOLUTION #22-216

RESOLUTION AUTHORIZING PARTIAL PAYMENT NO. 4 TO DOUGLAS-KERR UNDERGROUND, LLC., FOR IMPROVEMENT PROJECT #22-05, RIVERDALE DRIVE TRUNK UTILITY IMPROVEMENTS, LLAMA STREET TO BOWERS DRIVE

WHEREAS, pursuant to Ramsey City Council Resolution #21-305 adopted October 26, 2021, the City Council accepted the design services proposal of Bolton & Menk, Inc. for providing engineering services required to develop final plans and specifications for the purpose of soliciting bids for the construction of Improvement Project #22-05; and

WHEREAS, pursuant to Ramsey City Council Resolution #22-040 the City Council approved the plans and specifications prepared by Bolton & Menk, Inc. for the making of such improvements, and authorized the advertisement of bids for the same improvements as City Improvement Project #22-05; and

WHEREAS, pursuant to Ramsey City Council Resolution #22-072 the City Council authorized entering into a construction contract with Douglas-Kerr Underground, LLC., for the making of such improvements at the contract price of \$2,163,890.22; and

WHEREAS, pursuant to Ramsey City Council Resolution #22-087 the City Council authorized Change Order No. 1, reducing the contract price to \$2,124,737.72; and

WHEREAS, pursuant to Ramsey City Council Resolution #22-199 Douglas Kerr Underground removed the septic tank on May 3, 2022, in accordance with Change Order #2; and

WHEREAS, as of September 27, 2022 \$1,714,309.10 has been paid to date; and

WHEREAS, the Senior Engineer Technician has inspected the completed work and recommends partial payment No. 4 to Douglas-Kerr Underground, LLC., of Mora, Minnesota, for Improvement Project #22-05, Riverdale Drive Trunk Utility Improvements, Llama Street to Bower Drive, in the amount of \$141,872.57.

NOW THEREFORE, BE IT RESOLVED BY THE CITY COUNCIL OF THE CITY OF RAMSEY, ANOKA COUNTY, STATE OF MINNESOTA, as follows:

- 1) That the City Council hereby authorizes partial payment No. 4 to Douglas-Kerr Underground, LLC., of Mora, Minnesota for Improvement Project #22-05, Riverdale Drive Trunk Utility Improvements, Llama Street to Bower Drive, in the amount of \$141,872.57
- 2) The City Council authorizes the Mayor and City Administrator to sign and release form for this payment.
- 3) The total amount of this payment is not included in resolutions approving payment of bills for the date of September 27, 2022.

4) That the City of Ramsey Finance Department will be given a signed copy of this resolution.

The motion for the adoption of the foregoing resolution was duly seconded by Councilmember _____, and upon vote being taken thereon, the following voted in favor thereof:

and the following voted against the same:

and the following abstained:

and the following were absent:

Whereupon said resolution was declared duly passed and adopted by the Ramsey City Council this the 27th day of September, 2022.

Mayor

ATTEST:

City Clerk

Contractor's Application for Payment

Owner: <u>City of Ramsey</u>	Owner's Project No.: <u>22-05</u>
Engineer: <u>Bolton & Menk, Inc.</u>	Engineer's Project No.: <u>OR1.127005</u>
Contractor: <u>Douglas-Kerr Underground, L.L.C</u>	Agency's Project No.: <u>S.A.P. 199-115-004</u>
Project: <u>2022 Riverdale Drive Trunk Utility Improvements</u>	
Contract: _____	
Application No.: <u>4</u>	Application Date: <u>9/2/2022</u>
Application Period: From <u>7/1/2022</u> to <u>8/31/2022</u>	

1. Original Contract Price		\$	2,163,890.22
2. Net change by Change Orders		\$	(29,352.50)
3. Current Contract Price (Line 1 + Line 2)		\$	2,134,537.72
4. Total Work completed and materials stored to date (Sum of Column G Lump Sum Total and Column J Unit Price Total)		\$	1,953,875.44
5. Retainage			
a. <u>5%</u> X \$ <u>1,953,875.44</u> Work Completed		\$	97,693.77
b. _____ X \$ _____ Stored Materials		\$	-
c. Total Retainage (Line 5.a + Line 5.b)		\$	97,693.77
6. Amount eligible to date (Line 4 - Line 5.c)		\$	1,856,181.67
7. Less previous payments		\$	1,714,309.10
8. Amount due this application		\$	141,872.57
9. Balance to finish, including retainage (Line 3 - Line 4)		\$	180,662.28

Contractor's Certification


The undersigned Contractor certifies, to the best of its knowledge, the following:

(1) All previous progress payments received from Owner on account of Work done under the Contract have been applied on account to discharge Contractor's legitimate obligations incurred in connection with the Work covered by prior Applications for Payment;



(2) Title to all Work, materials and equipment incorporated in said Work, or otherwise listed in or covered by this Application for Payment, will pass to Owner at time of payment free and clear of all liens, security interests, and encumbrances (except such as are covered by a bond acceptable to Owner indemnifying Owner against any such liens, security interest, or encumbrances); and

(3) All the Work covered by this Application for Payment is in accordance with the Contract Documents and is not defective.

Contractor: Douglas-Kerr Underground, LLC

Signature:  **Date:** 9-12-2022

Name: Dennis D. Douglas **Title:** Manager

<p>Recommended by Engineer</p> <p>By: <u></u></p> <p>Name: <u>Kevin P. Kielb</u></p> <p>Title: <u>Project Engineer</u></p> <p>Date: <u>9/12/2022</u></p>	<p>Approved by Owner</p> <p>By: <u></u></p> <p>Name: <u>Bruce Westby</u></p> <p>Title: <u>City Engineer</u></p> <p>Date: <u>9/15/2022</u></p>
--	--

Progress Estimate - Unit Price Work

Owner: City of Ramsey
 Engineer: Bolton & Menck, Inc.
 Contractor: Douglas-Kerr Underground, LLC
 Project: 2122 Riverdale Drive Trunk Utility Improvements
 Contract:

Contractor's Application for Payment

Owner's Project No.: 22-05
 Engineer's Project No.: 0611227006
 Contractor's Project No.:
 Agency's Project No.: S.A.P. 199-115-004

Bid Item No.	Description	Contract Information		Application Period: From 07/01/22 to 08/31/22					Application Dater: 09/02/22				
		Item Quantity	Units	F	G	H	I	J	K	L			
		C	D	E	F	F1	F2	G	H	I	J	K	L
		Unit Price (\$)	Value of Bid Item (C X E) (\$)	Previous Estimate	Quantity Previous Estimate	Value Previous Estimate	Estimated Quantity Incorporated in the Work	Value of Work Completed (E X G)	Materials Currently Stored (not in G)	Work Completed and Material Stored to Date (J + I)	% of Value of Item (K / J)	Balance to Finish (L - K)	
1	MOBILIZATION	1.00	LUMP SUM	22,635.00	22,635.00	0.75	16,976.25	0.25	16,976.25		16,976.25	75%	5,658.75
2	CLEANING	35.00	EACH	300.00	10,500.00	35.00	10,500.00	35.00	10,500.00		10,500.00	100%	-
3	GRUBBING	35.00	EACH	87.50	3,062.50	35.00	3,062.50	35.00	3,062.50		3,062.50	100%	-
4	ABANDON & SEAL WELL	2,000.00	EACH	2,000.00	2,000.00	1.00	2,000.00	1.00	2,000.00		2,000.00	100%	-
5	REMOVE MISCELLANEOUS STRUCTURE (LANDSCAPING)	1.00	EACH	271.50	271.50	1.00	271.50	1.00	271.50		271.50	100%	-
6	REMOVE FENCE	220.00	LIN FT	3.90	858.00	220.00	858.00	220.00	858.00		858.00	100%	-
7	REMOVE CURB AND GUTTER	300.00	LIN FT	5.65	1,695.00	300.00	1,695.00	300.00	1,695.00		1,695.00	100%	-
8	REMOVE BITUMINOUS PAVEMENT	1,670.00	SQ YD	2.00	3,340.00	1,670.00	3,340.00	1,670.00	3,340.00		3,340.00	100%	-
9	REMOVE CONCRETE PAVEMENT	90.00	SQ YD	4.00	360.00	90.00	360.00	90.00	360.00		360.00	100%	-
10	DEWATERING (UTILITY TRENCHES)	1.00	LUMP SUM	0.01	0.01	-	-	-	-		-	0.01	-
11	GRANULAR BORROW (CV)	1,000.00	CU YD	5.10	5,100.00	-	-	-	-		-	-	5,100.00
12	EXCAVATION - COMMON (P) (EV)	18,190.00	CU YD	2.80	50,932.00	18,190.00	50,932.00	18,190.00	50,932.00		50,932.00	100%	-
13	EXCAVATION - CHANNEL AND FOND	7,760.00	CU YD	2.15	16,684.00	7,760.00	16,684.00	7,760.00	16,684.00		16,684.00	100%	-
14	COMMON EMBANKMENT (P) (CV)	9,150.00	CU YD	1.75	16,012.50	9,150.00	16,012.50	9,150.00	16,012.50		16,012.50	100%	-
15	EXCAVATION - SUBGRADE (EV)	2,500.00	CU YD	2.45	6,125.00	2,500.00	6,125.00	2,500.00	6,125.00		6,125.00	100%	-
16	STREET SWEEPER (WITH PICKUP BROOM)	12.00	HOUR	1,800.00	1,800.00	-	-	-	-		-	-	1,800.00
17	15" RC PIPE APRON	1,025.00	EACH	1,025.00	1,025.00	1.00	1,025.00	1.00	1,025.00		1,025.00	100%	-
18	18" RC PIPE APRON	2.00	EACH	1,800.00	1,800.00	2.00	1,800.00	2.00	1,800.00		1,800.00	100%	-
19	24" RC PIPE APRON	1.00	EACH	1,829.00	1,829.00	1.00	1,829.00	1.00	1,829.00		1,829.00	100%	-
20	FLASH GUARD FOR 15" PIPE APRON	1.00	EACH	736.70	736.70	1.00	736.70	1.00	736.70		736.70	100%	-
21	FLASH GUARD FOR 18" PIPE APRON	2.00	EACH	796.00	1,592.00	2.00	1,592.00	2.00	1,592.00		1,592.00	100%	-
22	FLASH GUARD FOR 24" PIPE APRON	1.00	EACH	1,592.00	1,592.00	1.00	1,592.00	1.00	1,592.00		1,592.00	100%	-
23	18" PVC PIPE SEWER SDR 26	3,460.00	LIN FT	47.20	158,592.00	3,460.00	158,592.00	3,460.00	158,592.00		158,592.00	100%	-
24	18" PVC PIPE SEWER SDR 26	50.00	LIN FT	78.10	3,905.00	-	-	-	-		-	-	3,905.00
25	15" PVC PIPE SEWER SDR 26	890.00	LIN FT	82.10	73,069.00	890.00	73,069.00	890.00	73,069.00		73,069.00	100%	-
26	15" RC PIPE SEWER DESIGN 3006 CLASS V	955.00	LIN FT	55.80	54,069.00	955.00	54,069.00	955.00	54,069.00		54,069.00	100%	-
27	18" RC PIPE SEWER DESIGN 3006 CLASS V	2,600.00	LIN FT	54.40	141,640.00	2,600.00	141,640.00	2,600.00	141,640.00		141,640.00	100%	-
28	24" RC PIPE SEWER DESIGN 3006 CLASS III	2,040.00	LIN FT	66.10	134,844.00	2,040.00	134,844.00	2,040.00	134,844.00		134,844.00	100%	-
29	8" PIPE PLUG	10.00	EACH	368.00	3,680.00	11.00	4,048.00	11.00	4,048.00		4,048.00	110%	368.00
30	CONNECT TO EXISTING SANITARY MANHOLE (CORE & ROOT)	1.00	EACH	2,182.00	2,182.00	1.00	2,182.00	1.00	2,182.00		2,182.00	100%	-
31	CONNECT TO EXISTING SANITARY SEWER	2.00	EACH	2,700.00	5,400.00	2.00	5,400.00	2.00	5,400.00		5,400.00	100%	-
32	CONNECT TO EXISTING STORM SEWER	2.00	EACH	2,700.00	5,400.00	2.00	5,400.00	2.00	5,400.00		5,400.00	100%	-
33	12" CONCERN HOPE PIPE SEWER DR 11	820.00	LIN FT	61.06	50,069.20	820.00	50,069.20	820.00	50,069.20		50,069.20	100%	-
34	SANITARY MANHOLE CONCRETE	1.00	UNIT	277.50	277.50	-	-	-	-		-	-	277.50
35	CLEAN & TELEISE PIPE SEWER	3,860.00	LIN FT	2.30	8,858.00	-	-	-	-		-	-	8,858.00
36	INSULATION	80.00	SQ YD	35.35	2,828.00	-	-	-	-		-	-	2,828.00
37	CONNECT TO EXISTING WATER MAIN	2.00	EACH	1,227.00	2,454.00	2.00	2,454.00	2.00	2,454.00		2,454.00	100%	-
38	6" GATE VALVE & BOX	9.00	EACH	1,866.00	16,794.00	9.00	16,794.00	9.00	16,794.00		16,794.00	100%	-
39	8" GATE VALVE & BOX	13.00	EACH	2,602.00	33,826.00	13.00	33,826.00	13.00	33,826.00		33,826.00	100%	-
40	12" GATE VALVE & BOX	9.00	EACH	3,936.00	35,424.00	9.00	35,424.00	9.00	35,424.00		35,424.00	100%	-
41	HYDRANT (8.5 BUR)	10.00	EACH	5,434.00	54,340.00	10.00	54,340.00	10.00	54,340.00		54,340.00	100%	-
42	6" WATERMAIN DUCTILE IRON CL 52	80.00	LIN FT	48.65	3,892.00	-	-	-	-		-	-	3,892.00
43	8" WATERMAIN DUCTILE IRON CL 52	900.00	LIN FT	59.25	53,325.00	-	-	-	-		-	-	53,325.00
44	12" WATERMAIN DUCTILE IRON CL 52	3,950.00	LIN FT	81.45	321,724.50	-	-	-	-		-	-	321,724.50
45	WATERMAIN FITTINGS	4,260.00	POUND	9.80	41,748.00	-	-	-	-		-	-	41,748.00
46	CASTING ASSEMBLY (STORM)	3.00	EACH	4,020.00	12,060.00	3.00	12,060.00	3.00	12,060.00		12,060.00	100%	-
47	CONSTRUCT SANITARY SEWER MANHOLE	232.00	LIN FT	364.50	84,564.00	232.00	84,564.00	232.00	84,564.00		84,564.00	100%	-
48	CONSTRUCT DRAINAGE STRUCTURE DESIGN 70-4000	43.00	LIN FT	995.90	42,814.70	43.00	42,814.70	43.00	42,814.70		42,814.70	100%	-
49	CONSTRUCT DRAINAGE STRUCTURE DESIGN 60-4000	88.00	LIN FT	532.10	46,814.80	88.00	46,814.80	88.00	46,814.80		46,814.80	100%	-
50	CONSTRUCT DRAINAGE STRUCTURE DESIGN 48-4000	9.00	LIN FT	398.50	3,586.50	9.00	3,586.50	9.00	3,586.50		3,586.50	100%	-
51	CONSTRUCT DRAINAGE STRUCTURE DESIGN SPEC 1	4.00	LIN FT	430.10	1,720.40	4.00	1,720.40	4.00	1,720.40		1,720.40	100%	-
52	CONSTRUCT INSIDE DROP	20.00	CU YD	137.70	2,754.00	20.00	2,754.00	20.00	2,754.00		2,754.00	100%	-
53	RANDOM TOPPAZ CL III	55.00	SQ YD	6,820.00	375,100.00	55.00	375,100.00	55.00	375,100.00		375,100.00	100%	-
54	STEEL PLATE	50.00	EACH	1,450.00	72,500.00	50.00	72,500.00	50.00	72,500.00		72,500.00	100%	-
55	TRAFFIC CONTROL	1.00	LUMP SUM	1,087.50	1,087.50	0.75	1,087.50	0.75	1,087.50		1,087.50	75%	319.00
56	STABILIZED CONSTRUCTION EXIT	1.00	LUMP SUM	3,058.00	3,058.00	-	-	-	-		-	-	3,058.00

Progress Estimate - Unit Price Work

City of Ramsey
 Owner: Bolton & Mank, Inc.
 Engineer: Douglas-Kerr Underground, LLC
 Contractor: 2022 Riverdale Drive Trunk Utility Improvements
 Project:
 Contract:

Contractor's Application for Payment

Owner's Project No.: 27-05
 Engineer's Project No.: 083.137.005
 Contractor's Project No.:
 Agency's Project No.: S.A.P. 199-115-004

Bid Item No.	Description	Contract Information		Application Period:		From		To		Application Dates:		K	L		
		C	D	E	F	G	H	I	J	K	L				
		Item Quantity	Units	Unit Price (\$)	Value of Bid Item (C x E) (\$)	F1	F2	Quantity Previous Estimate	Value Previous Estimate	Estimated Quantity Incorporated in the Work	Value of Work Completed to Date (F x G) (\$)	Material Currently Stored (not in G) (\$)	Work Completed and Materials Stored to Date (H + I) (\$)	% of Value of Item (J / K) (%)	Balance to Finish (F - J) (\$)
59	STORM DRAIN INLET PROTECTION	34.00	EACH	188.10	6,395.40	-	-	-	-	-	-	-	-	-	6,395.40
60	SILT FENCE, TYPE M5	3,100.00	LN FT	2.00	6,200.00	2,488.00	4,976.00	2,488.00	4,976.00	2,488.00	4,976.00	-	4,976.00	80%	1,224.00
61	SEDIMENT CONTROL LOG TYPE WOOD FIBER	1,400.00	LN FT	3.00	4,200.00	-	-	-	-	-	-	-	-	-	4,200.00
62	FERTILIZER TYPE 3	1,424.00	POUND	0.70	997.50	-	-	-	-	-	-	-	-	-	997.50
63	ROLLED EROSION PREVENTION CAT. 30	4,840.00	50 YD	1.25	6,050.00	-	-	-	-	-	-	-	-	-	6,050.00
64	SEEDING	5.30	ACRE	300.00	1,590.00	-	-	-	-	3.80	1,140.00	-	1,140.00	72%	450.00
65	RAPID STABILIZATION METHOD 2	1.00	ACRE	1,000.00	1,000.00	-	-	-	-	-	-	-	-	-	1,000.00
66	SEEDING MIXTURE 25-221	42.50	POUND	3.45	1,466.25	-	-	-	-	342.00	1,466.25	-	1,466.25	80%	452.35
67	SEEDING MIXTURE 35-241	55.00	POUND	15.10	830.50	-	-	-	-	-	-	-	-	-	830.50
68	HYDRAULIC BONDED FIBER MATRIX	15,875.00	POUND	1.25	19,843.75	-	-	-	-	13,510.00	16,887.50	-	16,887.50	85%	2,956.25
69	MOBILIZATION	1.00	LUMP SUM	0.01	0.01	1.00	0.01	-	-	-	-	-	-	-	-
70	DEWATERING (LIFT STATION)	1.00	LUMP SUM	72,014.00	72,014.00	1.00	72,014.00	-	-	1.00	72,014.00	-	72,014.00	100%	-
71	GRAVEL BORROW (CV)	50.00	CU YD	15.80	790.00	-	-	-	-	-	-	-	-	-	790.00
72	EXCAVATION - COMMON (P) (EV)	450.00	CU YD	11.95	5,377.50	-	-	-	-	-	-	-	-	-	5,377.50
73	COMMON EMBANKMENT (P) (CV)	270.00	CU YD	7.35	1,984.50	-	-	-	-	-	-	-	-	-	1,984.50
74	EXCAVATION - SUBGRADE (EV)	50.00	CU YD	9.00	450.00	-	-	-	-	-	-	-	-	-	450.00
75	AGGREGATE BASE (CV) FROM STOCKPILE	115.00	CU YD	15.60	1,794.00	-	-	-	-	26.00	405.60	-	405.60	23%	1,388.40
76	TYPE SP 9.5 WEARING COURSE MIX (SLO)	124.00	TON	125.00	15,500.00	10.00	1,250.00	10.00	1,250.00	10.00	1,250.00	-	1,250.00	8%	14,250.00
77	10" PVC PIPE SOWER SPP 36	170.00	LN FT	65.80	11,186.00	105.00	7,000.80	105.00	7,000.80	105.00	7,000.80	-	7,000.80	88%	4,185.20
78	CONNECT TO EXISTING SANITARY SOWER	2.00	EACH	0.01	0.02	2.00	0.02	-	-	2.00	0.02	-	0.02	100%	-
79	12" FORCEMAIN PIPE SEWER OR 11	75.00	LN FT	64.90	4,867.50	61.00	3,967.50	61.00	3,967.50	61.00	3,967.50	-	3,967.50	81%	900.00
80	CONNECT TO EXISTING WATERMAIN	1.00	EACH	0.01	0.01	1.00	0.01	-	-	1.00	0.01	-	0.01	100%	-
81	6" GATE VALVE & BOX	1.00	EACH	5,434.00	5,434.00	1.00	2,000.00	1.00	2,000.00	1.00	2,000.00	-	2,000.00	100%	-
82	HYDRANT (8" BURR)	85.00	LN FT	49.35	4,194.75	86.00	4,244.10	86.00	4,244.10	86.00	4,244.10	-	4,244.10	101%	(49.35)
83	6" WATERMAIN DUCTILE IRON CL 53	200.00	POUND	0.01	2.00	-	-	-	-	-	-	-	-	-	2.00
84	WATERMAIN FITTINGS	1.00	LUMP SUM	397,001.00	397,001.00	0.50	198,500.50	0.50	198,500.50	0.75	297,750.75	-	297,750.75	75%	99,250.25
85	CONSTRUCT TRIPLEX LIFT STATION	112.00	50 YD	170.00	19,040.00	-	-	-	-	100.00	17,000.00	-	17,000.00	89%	2,040.00
86	8" CONCRETE DRIVEWAY PAVEMENT	4.00	EACH	500.00	2,000.00	-	-	-	-	3.00	1,500.00	-	1,500.00	200%	(500.00)
87	BOLLARD	400.00	LN FT	3.00	1,200.00	-	-	-	-	-	-	-	-	-	1,200.00
88	SEDIMENT CONTROL LOG TYPE WOOD FIBER	60.00	POUND	0.70	42.00	-	-	-	-	-	-	-	-	-	42.00
89	FERTILIZER TYPE 3	0.20	ACRE	1,500.00	300.00	-	-	-	-	-	-	-	-	-	300.00
90	SEEDING	20.00	POUND	5.45	109.00	-	-	-	-	-	-	-	-	-	109.00
91	SEEDING MIXTURE 25-121	800.00	POUND	2.00	1,600.00	-	-	-	-	-	-	-	-	-	1,600.00
92	HYDRAULIC BONDED FIBER MATRIX														
Original Contract Totals:										\$	\$	\$	\$	74%	\$
										\$	\$	\$	\$		\$

Progress Estimate - Unit Price Work

Owner: City of Ramsey
 Engineer: Bolton & Menk, Inc.
 Contractor: Douglas-Kerr Underground, LLC
 Project: 2022 Riverdale Drive Trunk Utility Improvements
 Contract: _____

Contractor's Application for Payment
 Owner's Project No.: 22-05
 Engineer's Project No.: 081.127005
 Contractor's Project No.: _____
 Agency's Project No.: S.A.P. 199-115-004

A	B	C	D	E	F	G	H	I	J	K	L	Application Period: 08/31/22 to 09/02/22	
												From	To
Application No.:	4	07/01/22			08/31/22							09/02/22	
Item No.	Description	Item Quantity	Units	Contract Information	Value of Bid Item (C X E)	Quantity Previous Estimate	Value Previous Estimate	Estimated Quantity Incorporated in the Work	Work Completed (E X G)	Materials Currently Stored (not in G)	Work Completed and Materials Stored (H + I)	% of Value of Item (J / K)	Balance to Finish (L - J)
CO1-1R	8" WATERMAIN DUCTILE IRON CL 52	900.00	LN FT		(53,325.00)								(53,325.00)
CO1-2R	12" WATERMAIN DUCTILE IRON CL 52	3,950.00	LN FT		(311,727.50)								(311,727.50)
CO1-1	8" PVC WATERMAIN	900.00	LN FT		45,540.00	954.00	48,272.40	954.00	48,272.40		48,272.40	106%	(2,732.40)
CO1-2	12" PVC WATERMAIN	3,950.00	LN FT		287,560.00	3,940.00	286,832.00	3,940.00	286,832.00		286,832.00	100%	728.00
CO2-1	REMOVE SEPTIC TANK	1.00	LUMP SUM		2,800.00	1.00	2,800.00	1.00	2,800.00		2,800.00	100%	-
CO3-1	BUILDING REMOVAL	1.00	LUMP SUM		9,800.00	1.00	9,800.00	1.00	9,800.00		9,800.00	100%	-
	Change Order Totals				(29,332.50)		337,904.40		\$ 347,704.40		\$ 347,704.40	NA	(2,004.60)
Project Totals					\$ 2,134,537.72		\$ 1,804,535.88		\$ 1,953,875.44		\$ 1,953,875.44	92%	\$ 555,714.78

Meeting Date: 09/27/2022

By: Katie Schmidt, Administrative Services

Information

Title

Adopt Resolution #22-218 Proclaiming October 2022 Domestic Violence Awareness Month

Purpose/Background:

Purpose: To adopt a resolution showing the City of Ramsey's support in proclaiming Domestic Violence Awareness Month.

Background: A request was received from the Alexandra House to formally recognize October as Domestic Violence Awareness Month. A request for Domestic Violence Awareness was also received from the Purple Lights initiative. Each year, throughout Anoka County, October is officially recognized as Domestic Violence Awareness Month. Counties and cities all over the United States take this opportunity to honor this month through an official proclamation. In choosing to locally proclaim October as Domestic Violence Awareness Month, the City of Ramsey shows its recognition of both the gravity of the problem and the importance of the ongoing work to create a violence-free community in Anoka County. Council has adopted such resolution in the past, and staff is requesting Council do so for 2022 as well. The proclamation will add to the chorus of voices insisting that women, men, and children all have a right to seek peace and safety in their lives.

The City will be lighting portions of the City Municipal Center with purple lights to help raise awareness of October as Domestic Violence Awareness Month.

A representative from Alexandra House will be attending the meeting to share a brief presentation about Domestic Violence Awareness Month and answer any questions.

A copy of Ramsey's proclamation will be displayed at the Alexandra House and shared on social media.

Funding Source:

Not Applicable.

Recommendation:

Staff recommends Council adopt the resolution proclaiming October as Domestic Violence Awareness Month.

Action:

Motion to adopt Resolution #22-218 Proclaiming October 2022 Domestic Violence Awareness Month

Attachments

[Resolution #22-218](#)

Form Review

Inbox

Brian Hagen

Form Started By: Katie Schmidt

Final Approval Date: 09/22/2022

Reviewed By

Brian Hagen

Date

09/22/2022 11:35 AM

Started On: 09/09/2022 11:34 AM

Councilmember introduced the following resolution and moved for its adoption:

RESOLUTION #22-218

RESOLUTION PROCLAIMING OCTOBER 2022 AS DOMESTIC VIOLENCE AWARENESS MONTH

WHEREAS, the community problem of domestic violence has become a critical public health and welfare concern in Anoka County; and

WHEREAS, domestic violence is a crime, the commission of which will not be tolerated in Anoka County and perpetrators of said crime are subject to prosecution and conviction in accordance with the law; and

WHEREAS, over thousands of women, men, and children have and will continue to access assistance from Alexandra House, Inc., a domestic violence service provider; and

WHEREAS, domestic violence will be eliminated through community partnerships of concerned individuals and organizations working together to prevent abuse while at the same time effecting social and legal change; and

WHEREAS, October is *National Domestic Violence Awareness Month*; and

WHEREAS, during *National Domestic Violence Awareness Month*, Anoka County organizations will inform area residents about domestic violence, its prevalence, consequences and what we, as a concerned community can do to eliminate its existence.

NOW THEREFORE, BE IT RESOLVED BY THE CITY COUNCIL OF THE CITY OF RAMSEY, ANOKA COUNTY, STATE OF MINNESOTA:

- 1) That the City Council of the City of Ramsey proclaims October to be Domestic Violence Awareness Month.

The motion for the adoption of the foregoing resolution was duly seconded by Councilmember , and upon vote being taken thereon, the following voted in favor thereof:

and the following voted against the same:

and the following abstained:

and the following were absent:

Whereupon said resolution was declared duly passed and adopted by the Ramsey City Council this the 27th day of September 2022.

Mayor

ATTEST:

City Clerk

CC Regular Session

5. 11.

Meeting Date: 09/27/2022

Submitted For: Bruce Westby, Engineering/Public Works

By: Marsha Weidner, Engineering/Public Works

Information

Title

Adopt Resolution #22-219 Authorizing Partial Payment to North Valley Inc. for Improvement Project #22-04, 2021 Neighborhood Pavement Overlay Improvements.

Purpose/Background:

Resolution and Pay Estimate Attached

Recommendation:

The Senior Engineering Technician has inspected the completed work and recommends partial payment No. 2 to North Valley, Inc., of Nowthen, Minnesota, for the improvement Project #22-04, 2022 Neighborhood Pavement Overlay Improvements, in the amount of \$375,876.90.

Action:

Motion to Adopt Resolution #22-219 Authorizing Partial Payment No. 2 to North Valley, Inc., of Nowthen, Minnesota for Improvement Project #22-04, 2022 Neighborhood Pavement Overlay Improvements, in the amount of \$375,876.90.

Attachments

Resolution

Pay Estimate #2

Form Review

Inbox

Bruce Westby

Brian Hagen

Form Started By: Marsha Weidner

Final Approval Date: 09/22/2022

Reviewed By

Kathy Schmitz

Brian Hagen

Date

09/22/2022 12:25 PM

09/22/2022 01:13 PM

Started On: 09/16/2022 02:30 PM

Councilmember _____ introduced the following resolution and moved for its adoption:

RESOLUTION #22-219

RESOLUTION AUTHORIZING PAYMENT NO. 2 TO NORTH VALLEY, INC., FOR IMPROVEMENT PROJECT #22-04, 2022 NEIGHBORHOOD PAVEMENT OVERLAY IMPROVEMENTS

WHEREAS, the City of Ramsey proposes to overlay the pavement on numerous street segments in 2022 as identified within the 2022 – 2031 Capital Improvement Program; and

WHEREAS, funding for this improvement is proposed to come from the Pavement Management Fund, Stormwater Utility Fund and Sanitary Sewer Utility Fund; and

WHEREAS, pursuant to Ramsey City Council resolution #21-194, adopted July 13, 2021, the City Council ordered the City Engineer to request proposals for Topographic Survey for proposed 2022 Pavement Management Program projects, including improvement project #22-04, 2022 Neighborhood Pavement Overlay Improvements; and

WHEREAS, pursuant to Ramsey City Council Resolution #21-224, adopted August 10, 2021, the City Council awarded a proposal to Hakanson Anderson for Topographic Survey of the project area; and

WHEREAS, pursuant to Ramsey City Council Resolution #21-306, adopted October 26, 2021, the City Council ordered the City Engineer to prepare plans and specifications for improvement project #22-04, 2021 Neighborhood Pavement Overlay Improvements; and

WHEREAS, pursuant to Ramsey City Council resolution #22-075, adopted March 22, 2022, the City Council approved final plans and specifications as prepared by the City Engineer and authorized advertisement for bids for said improvements; and

WHEREAS, pursuant to Ramsey City Council resolution #22-103, adopted May 10th, 2022, the City Council authorized entering into a construction contract with North Valley, Inc. of Nowthen, Minnesota, for the 2022 Pavement Overlay Improvements at the contract price of \$732,929.10; and

WHEREAS, as of September 27, 2022 \$152,340.59 has been paid to date; and

WHEREAS, the Senior Engineering Technician has inspected the completed work and recommends partial payment No. 2 to North Valley, Inc., of Nowthen, Minnesota, for the improvement Project #22-04, 2022 Neighborhood Pavement Overlay Improvements, in the amount of \$375,876.90.

NOW THEREFORE, BE IT RESOLVED BY THE CITY COUNCIL OF THE CITY OF RAMSEY, ANOKA COUNTY, STATE OF MINNESOTA:

- 1.) That the City Council hereby authorizes partial payment No. 2 to North Valley, Inc., of Nowthen, Minnesota for Improvement Project #22-04, 2022 Neighborhood Pavement Overlay Improvements, in the amount of \$375,876.90.
- 2) The City Council authorizes the Mayor and City Administrator to sign and release form for this payment.
- 3) The total amount of this payment is not included in resolutions approving payment of bills for the date of September 27, 2022.
- 4) That the City of Ramsey Finance Department will be given a signed copy of this resolution.

The motion for the adoption of the foregoing resolution was duly seconded by Councilmember _____, and upon vote being taken thereon, the following voted in favor thereof:

and the following voted against the same:

and the following abstained:

and the following were absent:

Whereupon said resolution was declared duly passed and adopted by the Ramsey City Council this the 27th day of September, 2022.

Mayor


ATTEST:



City Clerk

Pay Estimate Summary Sheet

Estimate Number: 2 Partial
 Project Number: 22-04
 Project Name: 2022 Neighborhood Pavement Overlay Improvements
 Period Ending: August 31, 2022
 Contractor: North Valley, Inc.
 Address: 20015 Iguana Street NW, Suite 100, Nowthen, MN 55330

1	Original Contract Amount		\$ 732,929.10
2	Change Order(s) No. _____ Thru No. _____		
3	Total Funds Encumbered		\$ 732,929.10
4	Value of Work Completed		\$ 556,018.41
5	Retainage <u>5</u> %		\$ (27,800.92)
	Percent Complete <u>76</u> %		
6	Deductions or Charges		
7	Total Earned Less Retainage (Lines 4+5+6)		\$ 528,217.49
8	Previous Payment(s)		\$ 152,340.59
9	Payment Due (Lines 7-8)		\$ 375,876.90
10	Total Balance to Finish, Including Retainage (Lines 3-7)		\$ 204,711.61

Certification of Partial Payment	
I hereby certify that, to the best of my knowledge and belief, all items, quantities and prices of work and material shown on this Estimate are correct and that all work has been performed in full accordance with the terms and conditions of the Contract for this project between owner and the undersigned Contractor, and as amended by any authorized changes and the foregoing is a true and correct statement of the contract amount for the period covered by this estimate.	
North Valley, Inc.	Leslie A. Bloom
Contractor Name	Print Name
President	
Title	Signature
	September 13, 2022
	Date

City of Ramsey Approval	
	9/13/2022
Signature (Project Engineer)	Date
	9/15/2022
Signature (City Engineer)	Date

Item No.	MnDOT No.	Item Description	CONTRACT AMOUNT				COMPLETED THIS PERIOD		COMPLETED TO DATE	
			Unit	Estimated Quantity	Unit Price	Extended Total	Quantity	Extended Total	Quantity	Extended Total
1	2021.501	MOBILIZATION	LS	1.0	\$ 55,445.54	\$ 55,445.54	0.0	\$ -	0.5	\$ 27,722.77
2	2104.503	REMOVE CONCRETE CURB AND GUTTER	LF	1373	\$ 6.49	\$ 8,910.77	0	\$ -	630	\$ 4,088.70
3	2104.503	SAWING BITUMINOUS PAVEMENT (FULL DEPTH)	LF	2206	\$ 2.65	\$ 5,845.90	366	\$ 969.90	535	\$ 1,417.75
4	2104.503	SAWING CONCRETE PAVEMENT (FULL DEPTH)	LF	560	\$ 6.50	\$ 3,640.00	0	\$ -	273	\$ 1,774.50
5	2104.504	REMOVE BITUMINOUS PAVEMENT	SY	90	\$ 15.33	\$ 1,379.70	0	\$ -	44	\$ 674.52
6	2104.504	REMOVE CONCRETE WALK	SY	258	\$ 10.70	\$ 2,760.60	0	\$ -	381	\$ 4,076.70
7	2211.507	AGGREGATE BASE CLASS 5 MODIFIED (CV)	CY	64	\$ 39.56	\$ 2,531.84	0	\$ -	47	\$ 1,859.32
8	2231.604	BITUMINOUS PATCH	SY	432	\$ 27.52	\$ 11,888.64	811	\$ 22,318.72	901	\$ 24,795.52
9	2232.504	MILL BITUMINOUS SURFACE (2.0")	SY	25100	\$ 1.10	\$ 27,610.00	16368	\$ 18,004.80	24611	\$ 27,072.10
10	2232.504	MILL BITUMINOUS SURFACE (1.5")	SY	20853	\$ 1.01	\$ 21,061.53	20584	\$ 20,789.84	20584	\$ 20,789.84
11	2357.506	BITUMINOUS MATERIAL FOR TACK COAT	GAL	3217	\$ 3.79	\$ 12,192.43	2025	\$ 7,674.75	2480	\$ 9,399.20
12	2360.509	TYPE SP 9.5 WEARING COURSE MIXTURE (3.C) 2.0"	TON	2836	\$ 89.28	\$ 253,198.08	1752	\$ 156,418.56	2730	\$ 243,734.40
13	2360.509	TYPE SP 9.5 WEARING COURSE MIXTURE (3.C) 1.5"	TON	1767	\$ 91.10	\$ 160,973.70	1809	\$ 164,799.90	1809	\$ 164,799.90
14	2503.602	GROUT CATCH BASIN	EA	68	\$ 200.34	\$ 13,623.12	0	\$ -	69	\$ 13,823.46
15	2503.602	RESET CATCH BASIN	EA	5	\$ 351.95	\$ 1,759.75	0	\$ -	3	\$ 1,055.85
16	2503.603	INTERIOR CHIMNEY SEAL	EA	54	\$ 0.15	\$ 8.10	0	\$ -	0	\$ -
17	2504.602	ADJUST VALVE BOX	EA	48	\$ 362.78	\$ 17,413.44	0	\$ -	0	\$ -
18	2506.502	ADJUST FRAME AND RING CASTING	EA	57	\$ 324.88	\$ 18,518.16	0	\$ -	0	\$ -
19	2521.504	6" CONCRETE WALK	SY	347	\$ 70.39	\$ 24,425.33	0	\$ -	0	\$ -
20	2531.503	CONCRETE CURB & GUTTER DESIGN B618	LF	140	\$ 37.90	\$ 5,306.00	0	\$ -	0	\$ -
21	2531.503	CONCRETE CURB & GUTTER DESIGN SURMOUNTABLE	LF	1233	\$ 37.90	\$ 46,730.70	0	\$ -	0	\$ -
22	2531.604	7" CONCRETE VALLEY GUTTER	SY	7	\$ 70.39	\$ 492.73	0	\$ -	0	\$ -
23	2531.618	TRUNCATED DOMES	SF	385	\$ 43.32	\$ 16,678.20	0	\$ -	0	\$ -
24	2540.601	LANDSCAPE RESTORATION	LS	1	\$ 2,003.40	\$ 2,003.40	0	\$ -	0	\$ -
25	2563.601	TRAFFIC CONTROL	LS	1	\$ 8,500.92	\$ 8,500.92	0.0	\$ -	0.5	\$ 4,250.46
26	2574.507	TOPSOIL (LV)	CY	45	\$ 74.34	\$ 3,345.30	63	\$ 4,683.42	63	\$ 4,683.42
27	2574.508	FERTILIZER TYPE 3	LBS	2	\$ 9.74	\$ 19.48	0	\$ -	0	\$ -
28	2575.504	SODDING TYPE LAWN	SY	345	\$ 17.32	\$ 5,975.40	0	\$ -	0	\$ -
29	2575.505	SEEDING	ACRE	0.02	\$ 10,721.00	\$ 214.42	0	\$ -	0	\$ -
30	2575.508	HYDRAULIC MULCH MATRIX	LBS	52	\$ 7.57	\$ 393.64	0	\$ -	0	\$ -
31	2575.508	SEED MIXTURE 25-151	LBS	2	\$ 41.14	\$ 82.28	0	\$ -	0	\$ -
GRAND TOTALS						\$ 732,929.10	\$ 395,659.89	\$ 556,018.41		

Internal City Use Only		
Pavement Management Funds	\$ 395,659.89	\$ 538,644.05
Storm Sewer Utility Funds	\$ -	\$ 16,542.68
Sanitary Sewer Utility Funds	\$ -	\$ -
Total Funds	\$ 395,659.89	\$ 555,186.73

CC Regular Session

5. 12.

Meeting Date: 09/27/2022

Submitted For: Bruce Westby, Engineering/Public Works

By: Marsha Weidner, Engineering/Public Works

Information

Title

Adopt Resolution #22-220 Authorizing Partial Payment to North Valley Inc. for Improvement Project #22-06, Wood Pond Hills 2nd - 5th Street Reconstructions.

Purpose/Background:

Resolution and Pay Estimate Attached

Recommendation:

The Senior Engineering Technician has inspected the completed work and recommends partial payment No. 2 to North Valley, Inc., of Nowthen, Minnesota, for the Improvement Project #22-06, Wood Pond Hills 2nd – 5th Street Reconstructions, in the amount of \$351,483.68.

Action:

Motion to Adopt Resolution #22-220 Authorizing Partial Payment No. 2 to North Valley, Inc., of Nowthen, Minnesota for Improvement Project #22-06, Wood Pond Hills 2 nd – 5th Street Reconstructions, in the amount of \$351,483.68.

Attachments

Resolution

Pay Estimate

Form Review

Inbox

Bruce Westby

Brian Hagen

Form Started By: Marsha Weidner

Final Approval Date: 09/22/2022

Reviewed By

Kathy Schmitz

Brian Hagen

Date

09/22/2022 12:25 PM

09/22/2022 01:14 PM

Started On: 09/16/2022 03:08 PM

Councilmember _____ introduced the following resolution and moved for its adoption:

RESOLUTION #22-220

RESOLUTION AUTHORIZING PAYMENT NO. 2 TO NORTH VALLEY, INC., FOR IMPROVEMENT PROJECT #22-06, WOOD POND HILLS 2ND – 5TH STREET RECONSTRUCTIONS

WHEREAS, the City of Ramsey proposes to reconstruct Wood Pond Hills 2nd, 3rd, 4th and 5th Subdivisions as identified within the 2022 – 2031 Capital Improvement Program; and

WHEREAS, pursuant to Ramsey City Council resolution #21-194, adopted July 13, 2021, the City Council ordered the City Engineer to request proposals for Topographic Survey, Geotechnical Evaluations and Utility Testing for proposed 2022 Pavement Management Program projects, including IP 22-06; and

WHEREAS, pursuant to Ramsey City Council Resolution #21-224, adopted August 10, 2021, the City Council awarded a proposal to Hakanson Anderson for Topographic Survey, and Haugo Geotechnical Services for a geotechnical report of the project area; and

WHEREAS, pursuant to Ramsey City Council Resolution #21-240 adopted August 24, 2021, the City Council awarded a proposal to Hydro-Klean, LLC for cleaning and televising the sanitary and storm sewer, and Water Conservation Services, Inc. for watermain leak testing of the project area; and

WHEREAS, pursuant to Ramsey City Council Resolution #21-307, adopted October 26th 2021 the City Engineer has received and reviewed the Topographic Survey and has prepared plans and specifications for the purpose of advertising for bids for same improvements; and

WHEREAS, pursuant to Ramsey City Council Resolution #22-075, adopted March 22nd, 2022, the Ramsey City Council approved final plans and specifications as prepared by the City Engineer and authorized advertisement for bids for said improvements; and

WHEREAS, pursuant to Ramsey City Council resolution #22-104, adopted May 10th, 2022, the City Council authorized entering into a construction contract with North Valley, Inc. of Nowthen, Minnesota, for the reconstruction at the contract price of \$568,135.15; and

WHEREAS, as of September 27, 2022 \$62,868.49 has been paid to date; and

WHEREAS, the Senior Engineering Technician has inspected the completed work and recommends partial payment No. 2 to North Valley, Inc., of Nowthen, Minnesota, for the Improvement Project #22-06, Wood Pond Hills 2nd – 5th Street Reconstructions, in the amount of \$351,483.68.

NOW THEREFORE, BE IT RESOLVED BY THE CITY COUNCIL OF THE CITY OF RAMSEY, ANOKA COUNTY, STATE OF MINNESOTA:

- 1.) That the City Council hereby authorizes partial payment No. 2 to North Valley, Inc., of Nowthen, Minnesota for Improvement Project #22-06, Wood Pond Hills 2nd – 5th Street Reconstructions, in the amount of \$351,483.68.
- 2) The City Council authorizes the Mayor and City Administrator to sign and release form for this payment.
- 3) The total amount of this payment is not included in resolutions approving payment of bills for the date of September 27, 2022.
- 4) That the City of Ramsey Finance Department will be given a signed copy of this resolution.

The motion for the adoption of the foregoing resolution was duly seconded by Councilmember _____, and upon vote being taken thereon, the following voted in favor thereof:

and the following voted against the same:

and the following abstained:

and the following were absent:

Whereupon said resolution was declared duly passed and adopted by the Ramsey City Council this the 27th day of September, 2022.

Mayor


ATTEST:



City Clerk

Pay Estimate Summary Sheet

Estimate Number: 2 Partial
 Project Number: 22-06
 Project Name: Wood Pond Hills 2nd - 5th Street Reconstructions
 Period Ending: August 31, 2022
 Contractor: North Valley, Inc.
 Address: 20015 Iguana Street NW, Suite 100, Nowthen, MN 55330

1	Original Contract Amount		\$ 568,135.15
2	Change Order(s) No. _____ Thru No. _____		
3	Total Funds Encumbered		\$ 568,135.15
4	Value of Work Completed		\$ 436,160.18
5	Retainage <u>5</u> %		\$ (21,808.01)
	Percent Complete <u>77%</u>		
6	Deductions or Charges		
7	Total Earned Less Retainage (Lines 4+5+6)		\$ 414,352.17
8	Previous Payment(s)		\$ 62,868.49
9	Payment Due (Lines 7-8)		\$ 351,483.68
10	Total Balance to Finish, Including Retainage (Lines 3-7)		\$ 153,782.98

Certification of Partial Payment	
I hereby certify that, to the best of my knowledge and belief, all items, quantities and prices of work and material shown on this Estimate are correct and that all work has been performed in full accordance with the terms and conditions of the Contract for this project between owner and the undersigned Contractor, and as amended by any authorized changes and the foregoing is a true and correct statement of the contract amount for the period covered by this estimate.	
North Valley, Inc.	Leslie A. Bloom
Contractor Name	Print Name
President	
Title	Signature
	September 13, 2022
	Date

City of Ramsey Approval	
	9/13/2022
Signature (Project Engineer)	Date
	9/15/2022
Signature (City Engineer)	Date

Wood Pond Hills 2nd - 5th Street Reconstructions
 LP, 22-06
 Estimate No. 2
 Partial
 Period Ending August 31, 2022

Item No.	MnDOT No.	Item Description	CONTRACT AMOUNT			COMPLETED THIS PERIOD		COMPLETED TO DATE		
			Unit	Estimated Quantity	Unit Price	Extended Total	Quantity	Extended Total	Quantity	Extended Total
1	2021.501	Mobilization	LS	1.0	\$ 28,865.67	\$ 28,865.67	0.0	\$ -	0.5	\$ 14,432.84
2	2104.503	Remove Concrete Curb and Gutter	LF	644	\$ 8.11	\$ 5,222.84	0	\$ -	400	\$ 3,244.00
3	2104.503	Sawing Bituminous Pavement (Full Depth)	LF	402	\$ 2.54	\$ 1,021.08	0	\$ -	34	\$ 86.36
4	2104.503	Sawing Concrete Pavement (Full Depth)	LF	168	\$ 7.42	\$ 1,246.56	0	\$ -	66	\$ 489.72
5	2104.504	Remove Bituminous Pavement	SY	74	\$ 15.20	\$ 1,124.80	0	\$ -	74	\$ 1,124.80
6	2104.504	Remove Concrete Valley Gutter	SY	73	\$ 17.98	\$ 1,312.54	0	\$ -	73	\$ 1,312.54
7	2105.507	Common Excavation (EV)	CY	24	\$ 37.89	\$ 909.36	0	\$ -	0	\$ -
8	2105.507	Subgrade Excavation, Remove Unsuitable Material (EV)	CY	236	\$ 27.06	\$ 6,386.16	0	\$ -	0	\$ -
9	2105.607	Haul & Stockpile Reclaim Material (LV)	CY	2061	\$ 10.73	\$ 22,114.53	2089	\$ 22,414.97	2089	\$ 22,414.97
10	2106.507	Select Granular Borrow (CV)	CY	15	\$ 51.96	\$ 779.40	0	\$ -	0	\$ -
11	2112.519	Subgrade Preparation	RDST	46	\$ 258.80	\$ 11,904.80	46	\$ 11,904.80	46	\$ 11,904.80
12	2130.523	Water	MIGAL	184	\$ 41.14	\$ 7,569.76	92	\$ 3,784.88	92	\$ 3,784.88
13	2211.507	Aggregate Base Class 5 Modified (CV) 4"	CY	2388	\$ 24.17	\$ 57,717.96	0	\$ -	0	\$ -
14	2215.504	Full Depth Reclamation (7.0")	CY	16957	\$ 2.25	\$ 38,153.25	0	\$ -	16928	\$ 38,088.00
15	2231.504	Bituminous Patch	SY	29	\$ 51.96	\$ 1,506.84	48	\$ 2,494.08	48	\$ 2,494.08
16	2232.504	Mill Bituminous Pavement (2.0")	SY	65	\$ 15.53	\$ 1,009.45	0	\$ -	0	\$ -
17	2357.506	Bituminous Material for Tack Coat	GAL	1194	\$ 3.79	\$ 4,525.26	700	\$ 2,653.00	700	\$ 2,653.00
18	2360.509	Type SP 12.5 Non Wearing Course Mixture (3,C) 2.0"	TON	1927	\$ 82.93	\$ 159,806.11	1905	\$ 157,981.65	1905	\$ 157,981.65
19	2360.509	Type SP 9.5 Wearing Course Mixture (3,C) 1.5"	TON	1446	\$ 89.53	\$ 129,460.38	1535	\$ 137,428.55	1535	\$ 137,428.55
20	2503.602	Grout Catch Basin	EA	10	\$ 200.27	\$ 2,002.70	0	\$ -	11	\$ 2,202.97
21	2503.602	Reset Catch Basin	EA	2	\$ 703.65	\$ 1,407.30	0	\$ -	1	\$ 703.65
22	2503.603	Interior Chimney Seal	EA	24	\$ 157.72	\$ 3,785.28	24	\$ 3,785.28	24	\$ 3,785.28
23	2504.602	Remove and Replace Valve Box Section	EA	5	\$ 243.57	\$ 1,217.85	5	\$ 1,217.85	5	\$ 1,217.85
24	2504.602	Adjust Valve Box	EA	11	\$ 362.65	\$ 3,989.15	8	\$ 2,901.20	8	\$ 2,901.20
25	2506.502	Adjust Frame and Ring Casting	EA	24	\$ 909.33	\$ 21,823.92	24	\$ 21,823.92	24	\$ 21,823.92
26	2521.504	6" Concrete Walk	SY	73	\$ 70.36	\$ 5,136.28	0	\$ -	0	\$ -
27	2531.503	Concrete Curb & Gutter Design B618	LF	246	\$ 39.24	\$ 9,663.04	0	\$ -	0	\$ -
28	2531.503	Concrete Curb & Gutter Design Surmountable	LF	398	\$ 39.24	\$ 15,617.52	0	\$ -	0	\$ -
29	2531.604	7" Concrete Valley Gutter	SY	63	\$ 70.36	\$ 4,432.68	0	\$ -	0	\$ -
30	2531.618	Truncated Domes	SF	102	\$ 43.30	\$ 4,416.60	0	\$ -	0	\$ -
31	2540.601	Landscape Restoration	LS	1	\$ 2,419.46	\$ 2,419.46	0	\$ -	0	\$ -
32	2563.601	Traffic Control	EA	15	\$ 4,600.75	\$ 69,011.25	0	\$ -	0	\$ -
33	2573.502	Storm Drain Inlet Protection	EA	15	\$ 146.14	\$ 2,192.10	0	\$ -	0	\$ -
34	2573.503	Silt Fence	LF	60	\$ 3.56	\$ 213.60	0	\$ -	0	\$ -
35	2574.507	Topsoil (LV)	CY	40	\$ 66.36	\$ 2,654.40	24	\$ 1,592.64	24	\$ 1,592.64
36	2574.508	Fertilizer Type 3	LBS	5	\$ 5.40	\$ 27.00	0	\$ -	0	\$ -
37	2575.504	Roll Erosion Prevention Category 72	SY	30	\$ 20.56	\$ 616.80	0	\$ -	0	\$ -
38	2575.505	Seeding	ACRE	0.05	\$ 7,469.40	\$ 746.94	0	\$ -	0	\$ -
39	2575.508	Hydraulic Mulch Matrix	LBS	200	\$ 3.24	\$ 648.00	0	\$ -	0	\$ -
40	2575.508	Seed Mixture 25-151	LBS	10	\$ 27.05	\$ 270.50	0	\$ -	0	\$ -
GRAND TOTALS					\$ 568,135.15	\$ 369,982.82		\$ 436,160.18		

Internal City Use Only		Completed This Period	Completed to Date
Pavement Management Funds		\$ 364,979.69	\$ 427,528.79
Storm Sewer Utility Funds		\$ -	\$ 3,050.95
Sanitary Sewer Utility Funds		\$ 3,785.28	\$ 4,218.27
Water Utility Funds		\$ 1,217.85	\$ 1,362.18
Total Funds		\$ 369,982.82	\$ 436,160.18

CC Regular Session

5. 13.

Meeting Date: 09/27/2022

Submitted For: Bruce Westby, Engineering/Public Works

By: Marsha Weidner, Engineering/Public Works

Information

Title

Adopt Resolution #22-221 Authorizing Partial Payment # to Novco Inc. for Improvement Project #22-01, Sunwood Drive and Waco Street Reconstruction

Purpose/Background:

Resolution and Pay Estimate Request Attached

Recommendation:

The Senior Engineering Technician has inspected the completed work and recommends partial payment No. 1 to Novco, Inc., of Elk River, Minnesota, for the Improvement Project #22-01, Sunwood Drive and Waco Street Reconstruction, in the amount of \$352,934.31.

Action:

Motion to Adopt Resolution #22-221 Authorizing partial payment No. 1 to Novco, Inc., of Elk River, Minnesota, for the Improvement Project #22-01, Sunwood Drive and Waco Street Reconstruction, in the amount of \$352,934.31.

Attachments

Resolution

Pay Estimate

Form Review

Inbox	Reviewed By	Date
Bruce Westby	Kathy Schmitz	09/22/2022 12:25 PM
Brian Hagen	Brian Hagen	09/22/2022 01:13 PM
Form Started By: Marsha Weidner		Started On: 09/16/2022 02:19 PM
Final Approval Date: 09/22/2022		

Councilmember _____ introduced the following resolution and moved for its adoption:

RESOLUTION #22-221

RESOLUTION AUTHORIZING PARTIAL PAYMENT #1 TO NOVCO, INC, FOR IMPROVEMENT PROJECT #22-01, SUNWOOD DRIVE AND WACO STREET RECONSTRUCTION

WHEREAS, the City of Ramsey proposes to reconstruct Sunwood Drive between Trunk Highway 47 and Waco Street, and Waco Street between Sunwood Drive and 150th Avenue; and

WHEREAS, pursuant to Ramsey City Council Resolution #21-194, adopted July 13, 2021, the City Council ordered the City Engineer to request proposals for Topographic Survey, Geotechnical Evaluations and Utility Testing for proposed 2022 Pavement Management Program projects, including IP 22-01; and

WHEREAS, pursuant to Ramsey City Council Resolution #21-224, adopted August 10th, 2021, the City Council awarded a proposal to Hakanson Anderson for Topographic Survey, and Haugo Geotechnical Services for a geotechnical report of the project area; and

WHEREAS, pursuant to Ramsey City Council Resolution #21-240, adopted August 24, 2021, the City Council awarded a proposal to Hydro-Klean, LLC for cleaning and televising the sanitary and storm sewer, and Water Conservation Services, Inc. for watermain leak testing of the project area; and

WHEREAS, pursuant to Ramsey City Council Resolution #21-299, adopted October 26, 2021, the City Council ordered the City Engineer to prepare plans and specifications for improvement project #22-01, Sunwood Drive and Waco Street Reconstruction; and

WHEREAS, pursuant to Ramsey City Council Resolution #21-345, adopted December 14, 2021, the City Council has approved reconstructing Waco Street to the existing pavement width as part of improvement project; and

WHEREAS, pursuant to Ramsey City Council Resolution #22-073, adopted March 22, 2022, the City Council approved final plans and specifications as prepared by the City Engineer and authorized advertisement for bid for said improvements; and

WHEREAS, pursuant to Ramsey City Council Resolution #22-115, adopted May 24, 2022, the City Council authorized entering into a construction contract with Novco, Inc. of Elk River, Minnesota, for the said project at the contract price of \$560,896.85; and

WHEREAS, as of September 27, 2022 \$0.00 has been paid to date; and

WHEREAS, the Senior Engineering Technician has inspected the completed work and recommends partial payment No. 1 to Novco, Inc., of Elk River, Minnesota, for the Improvement Project #22-01, Sunwood Drive and Waco Street Reconstruction, in the amount of \$352,934.31.

NOW THEREFORE, BE IT RESOLVED BY THE CITY COUNCIL OF THE CITY OF RAMSEY, ANOKA COUNTY, STATE OF MINNESOTA, as follows:

- 1.) That the City Council hereby authorizes partial payment No. 1 to Novco, Inc, of Elk River, Minnesota for Improvement Project 22-01, Sunwood Drive and Waco Street Reconstruction, in the amount of \$352,934.31.

- 2) The City Council authorizes the Mayor and City Administrator to sign and release form for this payment.
- 3) The total amount of this payment is not included in resolutions approving payment of bills for the date of September 27th, 2022.
- 4) That the City of Ramsey Finance Department will be given a signed copy of this resolution.

The motion for the adoption of the foregoing resolution was duly seconded by Councilmember ___ and upon vote being taken thereon, the following voted in favor thereof:

and the following voted against the same:

and the following abstained:

and the following were absent:

Whereupon said resolution was declared duly passed and adopted by the Ramsey City Council this the 27th day of September, 2022.

Mayor


ATTEST:



City Clerk

Pay Estimate Summary Sheet

Estimate Number:	1	Partial
Project Number:	22-01 (S.A.P. 199-105-006 & 199-111-003)	
Project Name:	Sunwood Drive & Waco Street Reconstruction	
Period Ending	August 31, 2022	
Contractor:	Novco, Inc.	
Address:	11090 173rd Avenue, Elk River, MN 55330	

1	Original Contract Amount		\$ 560,896.85
2	Change Order(s) No. _____ Thru No. _____		
3	Total Funds Encumbered		\$ 560,896.85
4	Value of Work Completed		\$ 371,509.80
5	Retainage <u>5</u> %		\$ (18,575.49)
	Percent Complete <u>66</u> %		
6	Deductions or Charges		
7	Total Earned Less Retainage (Lines 4+5+6)		\$ 352,934.31
8	Previous Payment(s)		\$ -
9	Payment Due (Lines 7-8)		\$ 352,934.31
10	Total Balance to Finish, Including Retainage (Lines 3-7)		\$ 207,962.54

Certification of Partial Payment	
I hereby certify that, to the best of my knowledge and belief, all items, quantities and prices of work and material shown on this Estimate are correct and that all work has been performed in full accordance with the terms and conditions of the Contract for this project between owner and the undersigned Contractor, and as amended by any authorized changes and the foregoing is a true and correct statement of the contract amount for the period covered by this estimate.	
<u>Novco INC</u> Contractor Name	<u>Shelly Purzner</u> Print Name
<u>Vice President</u> Title	 Signature
	<u>9/9/22</u> Date

City of Ramsey Approval	
 Signature (Project Engineer)	<u>9/9/2022</u> Date
 Signature (City Engineer)	<u>9/15/2022</u> Date

Item No.	MnDOT No.	Item Description	Unit	CONTRACT AMOUNT			COMPLETED THIS PERIOD		COMPLETED TO DATE	
				Estimated Quantity	Unit Price	Extended Total	Quantity	Extended Total	Quantity	Extended Total
1	2021.501	MOBILIZATION	LS	1.0	\$ 25,000.00	\$ 25,000.00	0.5	\$ 12,500.00	0.5	\$ 12,500.00
2	2104.502	REMOVE CASTING	EA	6	\$ 575.00	\$ 3,450.00	6	\$ 3,450.00	6	\$ 3,450.00
3	2104.502	REMOVE STRUCTURE (STORM)	EA	7	\$ 1,200.00	\$ 8,400.00	7	\$ 8,400.00	7	\$ 8,400.00
4	2104.503	SAWING BITUMINOUS PAVEMENT (FULL DEPTH)	LF	558	\$ 5.50	\$ 3,069.00	0	\$ -	0	\$ -
5	2104.503	SAWING CONCRETE PAVEMENT (FULL DEPTH)	LF	196	\$ 9.00	\$ 1,764.00	0	\$ -	0	\$ -
6	2104.503	REMOVE CONCRETE CURB AND GUTTER	LF	562	\$ 12.00	\$ 6,744.00	827	\$ 9,924.00	827	\$ 9,924.00
7	2104.503	REMOVE SEWER PIPE (STORM)	LF	236	\$ 19.00	\$ 4,484.00	260	\$ 4,940.00	260	\$ 4,940.00
8	2104.504	REMOVE BITUMINOUS PAVEMENT	SY	186	\$ 9.00	\$ 1,674.00	0	\$ -	0	\$ -
9	2104.504	REMOVE CONCRETE PAVEMENT	SY	33	\$ 15.00	\$ 495.00	0	\$ -	0	\$ -
10	2106.607	COMMON EXCAVATION (EV)	CY	43	\$ 22.00	\$ 946.00	0	\$ -	0	\$ -
11	2106.607	HAUL & STOCKPILE RECLAIM MATERIAL (LV)	CY	1627	\$ 15.00	\$ 24,405.00	1631	\$ 24,465.00	1631	\$ 24,465.00
12	2112.519	SUBGRADE PREPARATION	RDST	26	\$ 550.00	\$ 14,300.00	26	\$ 14,300.00	26	\$ 14,300.00
13	2130.523	WATER	MGAL	106	\$ 10.00	\$ 1,060.00	40	\$ 400.00	40	\$ 400.00
14	2211.507	AGGREGATE BASE CLASS 5 MODIFIED (CV) 5.0"	CY	1641	\$ 25.00	\$ 41,025.00	1641	\$ 41,025.00	1641	\$ 41,025.00
15	2215.504	FULL DEPTH RECLAMATION (9.0")	SY	11713	\$ 1.40	\$ 16,398.20	11740	\$ 16,436.00	11740	\$ 16,436.00
16	2232.504	MILL BITUMINOUS PAVEMENT 2.0"	SY	109	\$ 9.00	\$ 981.00	0	\$ -	0	\$ -
17	2357.506	BITUMINOUS MATERIAL FOR TACK COAT	GAL	828	\$ 3.00	\$ 2,484.00	0	\$ -	0	\$ -
18	2360.509	TYPE SP 12.5 NON WEARING COURSE MIXTURE (3,C)	TON	1323	\$ 87.80	\$ 116,159.40	1466	\$ 128,714.80	1466	\$ 128,714.80
19	2360.509	TYPE SP 9.5 WEARING COURSE MIXTURE (3,C)	TON	1335	\$ 90.75	\$ 121,151.25	0	\$ -	0	\$ -
20	2360.509	TYPE SP 9.5 WEARING COURSE MIXTURE (3,C) DRIVEWAYS	TON	2	\$ 177.00	\$ 354.00	0	\$ -	0	\$ -
21	2360.509	TYPE SP 9.5 WEARING COURSE MIXTURE (3,C) TRAIL	TON	14	\$ 177.00	\$ 2,478.00	0	\$ -	0	\$ -
22	2503.503	12" RC PIPE SEWER DESIGN 3006 CLASS III	LF	8	\$ 65.00	\$ 520.00	8	\$ 520.00	8	\$ 520.00
23	2503.503	15" RC PIPE SEWER DESIGN 3006 CLASS III	LF	76	\$ 65.00	\$ 4,940.00	76	\$ 4,940.00	76	\$ 4,940.00
24	2503.503	27" RC PIPE SEWER DESIGN 3006 CLASS III	LF	45	\$ 105.00	\$ 4,725.00	45	\$ 4,725.00	45	\$ 4,725.00
25	2503.602	CONNECT TO EXISTING SEWER (STORM)	EA	4	\$ 950.00	\$ 3,800.00	4	\$ 3,800.00	4	\$ 3,800.00
26	2503.602	GROUT CATCH BASIN	EA	5	\$ 550.00	\$ 2,750.00	0	\$ -	0	\$ -
27	2503.602	INTERIOR CHIMNEY SEAL	EA	4	\$ 450.00	\$ 1,800.00	0	\$ -	0	\$ -
28	2504.602	ADJUST VALVE BOX	EA	5	\$ 600.00	\$ 3,000.00	0	\$ -	0	\$ -
29	2504.602	VALVE BOX SECTION	EA	3	\$ 950.00	\$ 2,850.00	3	\$ 2,850.00	3	\$ 2,850.00
30	2506.502	ADJUST FRAME AND RING CASTING	EA	15	\$ 450.00	\$ 6,750.00	0	\$ -	0	\$ -
31	2506.502	CASTING ASSEMBLY (SANITARY)	EA	4	\$ 1,200.00	\$ 4,800.00	0	\$ -	0	\$ -
32	2506.502	CASTING ASSEMBLY (STORM)	EA	9	\$ 1,500.00	\$ 13,500.00	5	\$ 7,500.00	5	\$ 7,500.00
33	2506.502	CONSTRUCT DRAINAGE STRUCTURE DESIGN 2'X3'	EA	3	\$ 2,700.00	\$ 8,100.00	3	\$ 8,100.00	3	\$ 8,100.00
34	2506.502	CONSTRUCT DRAINAGE STRUCTURE DESIGN 48-4020	EA	1	\$ 6,000.00	\$ 6,000.00	1	\$ 6,000.00	1	\$ 6,000.00
35	2506.502	CONSTRUCT DRAINAGE STRUCTURE DESIGN 60-4020	EA	2	\$ 10,000.00	\$ 20,000.00	2	\$ 20,000.00	2	\$ 20,000.00
36	2521.504	6" CONCRETE WALK	SY	78	\$ 130.00	\$ 10,140.00	48	\$ 6,240.00	48	\$ 6,240.00
37	2521.602	DRILL & GROUT REINF BAR (EPOXY COATED)	EA	52	\$ 45.00	\$ 2,340.00	52	\$ 2,340.00	52	\$ 2,340.00
38	2531.503	CONCRETE CURB & GUTTER DESIGN B618	LF	451	\$ 30.00	\$ 13,530.00	745	\$ 22,350.00	745	\$ 22,350.00
39	2531.503	CONCRETE CURB & GUTTER DESIGN D418	LF	110	\$ 30.00	\$ 3,300.00	82	\$ 2,460.00	82	\$ 2,460.00
40	2531.504	CONCRETE PAVEMENT DRIVEWAYS 6.0"	SY	15	\$ 160.00	\$ 2,400.00	0	\$ -	0	\$ -
41	2531.618	TRUNCATED DOMES	SF	92	\$ 110.00	\$ 10,120.00	96	\$ 10,560.00	96	\$ 10,560.00
42	2540.601	LANDSCAPE RESTORATION	LS	1	\$ 9,000.00	\$ 9,000.00	0	\$ -	0	\$ -
43	2563.601	TRAFFIC CONTROL	LS	1	\$ 6,500.00	\$ 6,500.00	1	\$ 3,250.00	1	\$ 3,250.00
44	2563.601	ALTERNATE PEDESTRIAN ROUTE	LS	1	\$ 1,500.00	\$ 1,500.00	1	\$ 750.00	1	\$ 750.00
45	2573.502	STORM DRAIN INLET PROTECTION	EA	12	\$ 95.00	\$ 1,140.00	6	\$ 570.00	6	\$ 570.00
46	2573.503	SILT FENCE; TYPE MS	LF	40	\$ 4.00	\$ 160.00	0	\$ -	0	\$ -
47	2574.507	TOPSOIL (LV)	CY	56	\$ 25.00	\$ 1,400.00	0	\$ -	0	\$ -
48	2574.508	FERTILIZER TYPE 3	LBS	15	\$ 40.00	\$ 600.00	0	\$ -	0	\$ -
49	2575.504	SODDING TYPE LAWN	SY	10	\$ 250.00	\$ 2,500.00	0	\$ -	0	\$ -
50	2575.505	SEEDING	ACRE	0.09	\$ 10,000.00	\$ 900.00	0.00	\$ -	0.00	\$ -
51	2575.508	HYDRAULIC MULCH MATRIX	LBS	360	\$ 15.00	\$ 5,400.00	0	\$ -	0	\$ -
52	2575.508	SEED MIXTURE 25-151	LBS	15	\$ 6.50	\$ 97.50	0	\$ -	0	\$ -
53	2582.503	4" DOUBLE SOLID LINE PAINT (EPOXY)	LF	2220	\$ 1.50	\$ 3,330.00	0	\$ -	0	\$ -
54	2582.503	4" SOLID LINE PAINT (EPOXY)	LF	4285	\$ 1.00	\$ 4,285.00	0	\$ -	0	\$ -
55	2582.518	CROSSWALK PAINT (EPOXY)	SF	360	\$ 5.00	\$ 1,800.00	0	\$ -	0	\$ -
56	2582.518	PAVEMENT MESSAGE PAINT (EPOXY)	SF	15	\$ 6.50	\$ 97.50	0	\$ -	0	\$ -
GRAND TOTALS						\$ 560,896.85	\$ 371,509.80	\$ 371,509.80		

Internal City Use Only

MSA Funds	\$ 315,924.80	\$ 315,924.80
Storm Sewer Utility Funds	\$ 55,585.00	\$ 55,585.00
Sanitary Sewer Utility Funds	\$ -	\$ -
Total Funds	\$ 371,509.80	\$ 371,509.80

CC Regular Session

5. 14.

Meeting Date: 09/27/2022

Submitted For: Bruce Westby, Engineering/Public Works

By: Marsha Weidner, Engineering/Public Works

Information

Title

Adopt Resolution #22-222 Authorizing Partial Payment No. 1 to Douglas-Kerr Underground, Inc., for Improvement Project #20-05, Riverdale Drive Extension, Llama Street to Bowers Drive.

Purpose/Background:

Resolution and Pay Estimate Attached

Recommendation:

The Senior Engineering Technician has inspected the completed work and recommends partial payment No. 1 to Douglas-Kerr Underground, LLC., of Mora, Minnesota, for Improvement Project #20-05, Riverdale Drive Extension, Llama Street to Bower Drive, in the amount of \$49,989.95.

Action:

Motion to Adopt Resolution #22-222 Authorizing Partial Payment No. 1 to Douglas-Kerr Underground, Inc., of Mora, Minnesota for Improvement Project #22-05, Riverdale Drive Extension, Llama Street to Bower Drive, in the amount of \$49,989.95.

Attachments

Resolution

Pay Estimate

Form Review

Inbox	Reviewed By	Date
Bruce Westby	Kathy Schmitz	09/22/2022 12:25 PM
Brian Hagen	Brian Hagen	09/22/2022 01:13 PM
Form Started By: Marsha Weidner		Started On: 09/16/2022 02:56 PM
Final Approval Date: 09/22/2022		

Councilmember _____ introduced the following resolution and moved for its adoption:

RESOLUTION #22-222

RESOLUTION AUTHORIZING PARTIAL PAYMENT NO. 1 TO DOUGLAS-KERR UNDERGROUND, LLC., FOR IMPROVEMENT PROJECT #20-05, RIVERDALE DRIVE EXTENSION, LLAMA STREET TO BOWERS DRIVE

WHEREAS, existing Riverdale Drive between Sunfish Lake Boulevard and Armstrong Boulevard functions as the south frontage road to U.S. Highway 10/169; and

WHEREAS, the City of Ramsey proposes to extend Riverdale Drive between Llama Street and Bowers Drive to extend the south frontage road system south of U.S. Highway 10/169 to Bowers Drive; and

WHEREAS, pursuant to Ramsey City Council Resolution #21-267 adopted September 14, 2021, the City Council accepted the awarded amount of \$612,000 in Local Partnership Program (LPP) funds to pay for a portion of Improvement Project #20-05; and

WHEREAS, pursuant to Ramsey City Council Resolution #21-304 adopted October 26, 2021, the City Council accepted a design services proposal of Bolton & Menk, Inc. to develop final plans and specifications and solicit bids for Improvement Project #20-05; and

WHEREAS, pursuant to Ramsey City Council Resolution #22-071 adopted March 22, 2022, the City Council approved three Assessment Agreements for Improvement Project #20-05; and

WHEREAS, pursuant to Ramsey City Council Resolution #22-088 adopted April 12, 2022, the City Council approved including the reconstruction of Riverdale Drive between Llama Street and the segment of Riverdale Drive constructed as part of the Armstrong Boulevard & Highway 10 interchange under Improvement Project #20-05; and

WHEREAS, pursuant to Ramsey City Council Resolution #22-148 adopted June 28, 2022, the City Council approved the plans and specifications prepared by Bolton & Menk, Inc. and authorized the advertisement of bids for Improvement Project #20-05; and

WHEREAS, pursuant to Ramsey City Council Resolution #22-158 adopted July 12, 2022, the City Council approved Cooperative Construction Agreement #1050030 with the State of Minnesota, Department of Transportation, as related to City Improvement Project #20-05; and

WHEREAS, pursuant to Ramsey City Council Resolution #22-176 adopted August 8, 2022, the City Council authorized entering into a construction contract with Douglas-Kerr Underground, LLC., for the making of such improvements at the contract price of \$2,342,102.66; and

WHEREAS, as of September 27, 2022 \$0.00 has been paid to date; and

WHEREAS, the Senior Engineering Technician has inspected the completed work and recommends partial payment No. 1 to Douglas-Kerr Underground, LLC., of Mora, Minnesota, for Improvement Project #20-05, Riverdale Drive Extension, Llama Street to Bower Drive, in the amount of \$49,989.95.

NOW THEREFORE, BE IT RESOLVED BY THE CITY COUNCIL OF THE CITY OF RAMSEY, ANOKA COUNTY, STATE OF MINNESOTA, as follows:

- 1) That the City Council hereby authorizes partial payment No. 1 to Douglas-Kerr Underground, LLC., of Mora, Minnesota for Improvement Project #22-05, Riverdale Drive Extension, Llama Street to Bower Drive, in the amount of \$49,989.95.
- 2) The City Council authorizes the Mayor and Interim City Administrator to sign and release form for this payment.
- 3) The total amount of this payment is not included in resolutions approving payment of bills for the date of September 27, 2021.
- 4) That the City of Ramsey Finance Department will be given a signed copy of this resolution.

The motion for the adoption of the foregoing resolution was duly seconded by Councilmember _____, and upon vote being taken thereon, the following voted in favor thereof:

and the following voted against the same:

and the following abstained:

and the following were absent:

Whereupon said resolution was declared duly passed and adopted by the Ramsey City Council this the 27th day of September, 2022.

Mayor

ATTEST:

City Clerk

Contractor's Application for Payment

Owner: <u>City of Ramsey</u>	Owner's Project No.: <u>20-05</u>
Engineer: <u>Bolton & Menk, Inc.</u>	Engineer's Project No.: <u>OR1.125908, OR1.128236</u>
Contractor: <u>Douglas-Kerr Underground, LLC</u>	Agency's Project No.: <u>SP 020-121, SAP 119-115-005</u>
Project: <u>2022 Riverdale Drive Extension</u>	
Contract: _____	
Application No.: <u>1</u>	Application Date: <u>9/13/2022</u>
Application Period: From <u>8/1/2022</u> to <u>9/9/2022</u>	


1. Original Contract Price	\$	2,342,102.66
2. Net change by Change Orders	\$	-
3. Current Contract Price (Line 1 + Line 2)	\$	2,342,102.66
4. Total Work completed and materials stored to date (Sum of Column H Unit Price Total and Column M Stored Materials)	\$	52,621.00
5. Retainage		
a. <u>5%</u> X \$ <u>52,621.00</u> Work Completed	\$	2,631.05
b. _____ X \$ _____ Stored Materials	\$	-
c. Total Retainage (Line 5.a + Line 5.b)	\$	2,631.05
6. Amount eligible to date (Line 4 - Line 5.c)	\$	49,989.95
7. Less previous payments		
8. Amount due this application	\$	49,989.95
9. Balance to finish, including retainage (Line 3 - Line 4)	\$	2,289,481.66

Contractor's Certification

The undersigned Contractor certifies, to the best of its knowledge, the following:


- (1) All previous progress payments received from Owner on account of Work done under the Contract have been applied on account to discharge Contractor's legitimate obligations incurred in connection with the Work covered by prior Applications for Payment;
- (2) Title to all Work, materials and equipment incorporated in said Work, or otherwise listed in or covered by this Application for Payment, will pass to Owner at time of payment free and clear of all liens, security interests, and encumbrances (except such as are covered by a bond acceptable to Owner indemnifying Owner against any such liens, security interest, or encumbrances); and
- (3) All the Work covered by this Application for Payment is in accordance with the Contract Documents and is not defective.

Contractor: Douglas-Kerr Underground, LLC

Signature:  **Date:** 9-14-2022

Name: Dennis D. Douglas **Title:** Manager

Recommended by Engineer


By: 

Name: Kevin P. Kielb

Title: Project Engineer

Date: 9/13/2022

Approved by Owner

By: 

Name: Bruce Westby

Title: City Engineer

Date: 9/15/2022

Progress Estimate - Unit Price Work

Contractor's Application for Payment

Owner: City of Ramsey
 Engineer: Bolton & Menk, Inc.
 Contractor: Douglas-Kerr Underground, LLC
 Project: 2022 Riverdale Drive Extension
 Contract:

Owner's Project No.: 20-05
 Engineer's Project No.: ORI.125908, ORI.128236
 Contractor's Project No.:
 Agency's Project No.: SP 020-121, SAP 119-115-005

Application No.: 1 Application Period: From 08/01/22 to 09/09/22 Application Date: 09/13/22

A Bid Item No.	B Description	C Contract Information			F Value of Bid Item (C X E) (\$)	F1 Quantity Previous Estimate	F2 Value Previous Estimate	G Work Completed		I % of Value of Item (H / F) (%)	J Balance to Finish (F - H) (\$)
		D Units	E Unit Price (\$)	H Value of Work Completed (E X G) (\$)				J Estimated Quantity Incorporated in the Work			
1	AS BUILT	1.00	LUMP SUM	3,800.00	Original Contract						3,800.00
2	MOBILIZATION	1.00	LUMP SUM	101,000.00	3,800.00						75,750.00
3	PAVEMENT MARKING REMOVAL	1,550.00	LIN FT	1.50	2,325.00			0.25	25,250.00		2,325.00
4	REMOVE ANCHORAGE ASSEMBLY - TENSION CABLE	3.00	EACH	4,500.00	13,500.00						13,500.00
5	REMOVE MAIL BOX & SUPPORT	1.00	EACH	250.00	250.00						250.00
6	SALVAGE SIGN	8.00	EACH	45.00	360.00						360.00
7	REMOVE SIGN	15.00	EACH	45.00	675.00						675.00
8	REMOVE PIPE APRON	8.00	EACH	151.55	1,212.40						1,212.40
9	REMOVE TENSION CABLE GUARDRAIL	547.00	LIN FT	8.50	4,649.50						4,649.50
10	REMOVE PIPE CULVERT	206.00	LIN FT	15.50	3,193.00						3,193.00
11	SAVING BIT PAVEMENT (FULL DEPTH)	3,165.00	LIN FT	3.15	9,969.75						9,969.75
12	SAVING CONCRETE PAVEMENT (FULL DEPTH)	40.00	LIN FT	3.70	148.00						148.00
13	REMOVE CURB AND GUTTER	350.00	LIN FT	3.85	1,347.50						1,347.50
14	REMOVE BITUMINOUS PAVEMENT	9,110.00	SQ YD	3.90	35,529.00			6,015.00	23,458.50		12,070.50
15	REMOVE CONCRETE PAVEMENT	490.00	SQ YD	7.80	3,822.00			400.00	3,120.00		702.00
16	EXCAVATION - COMMON (EV)	2,335.00	CU YD	30.45	71,100.75						71,100.75
17	EXCAVATION - SUBGRADE (EV)	50.00	CU YD	11.55	577.50						577.50
18	COMMON EMBANKMENT (CV)	100.00	CU YD	14.00	1,400.00						1,400.00
19	SUBGRADE PREPARATION	61.00	ROAD ST	251.90	15,365.90						15,365.90
20	AGGREGATE SURFACING (CV) CLASS 2	105.00	CU YD	132.25	13,886.25						13,886.25
21	STREET SWEEPER (WITH PICKUP BROOM)	16.00	HOUR	150.00	2,400.00						2,400.00
22	AGGREGATE BASE (CV) CLASS 5 MODIFIED	4,170.00	CU YD	36.20	150,954.00						150,954.00
23	AGGREGATE BASE (CV) CLASS 6	50.00	CU YD	62.40	3,120.00						3,120.00
24	AGGREGATE BASE (CV) FROM STOCKPILE	2,800.00	CU YD	14.70	41,160.00						41,160.00
25	TYPE SP 9.5 WEARING COURSE MIX (3,C)	3,120.00	TON	96.45	300,924.00						300,924.00
26	TYPE SP 9.5 WEARING COURSE MIX (3,C)	840.00	TON	105.60	88,704.00						88,704.00
27	TYPE SP 12.5 NON WEARING COURSE MIX (3,C)	3,750.00	TON	88.15	330,562.50						330,562.50
28	TYPE SP 12.5 WEARING COURSE MIX (4,F)	140.00	TON	125.35	17,549.00						17,549.00
29	TYPE SP 12.5 NON WEAR COURSE MIX (4,B)	140.00	TON	106.55	14,917.00						14,917.00
30	FINE AGGREGATE BEDDING (CV)	36.00	CU YD	21.15	761.40						761.40
31	22" SPAN RC PIPE-ARCH APRON	2.00	EACH	3,093.00	6,186.00						6,186.00
32	22" SPAN RC PIPE-ARCH CULVERT CL I VA	84.00	LIN FT	154.50	12,978.00						12,978.00
33	15" RC PIPE SEWER DESIGN 3006 CLASS V	8.00	LIN FT	89.35	714.80						714.80
34	24" RC PIPE SEWER DESIGN 3006 CLASS III	16.00	LIN FT	113.95	1,823.20						1,823.20
35	4" PVC PIPE SEWER	130.00	LIN FT	26.70	3,471.00						3,471.00
36	6" PVC PIPE SEWER	90.00	LIN FT	55.40	4,986.00						4,986.00
37	8" PVC PIPE SEWER	185.00	LIN FT	94.90	17,556.50						17,556.50
38	8"x4" PVC WYE	2.00	EACH	1,007.00	2,014.00						2,014.00
39	CONNECT TO EXISTING SANITARY SEWER	3.00	EACH	3,303.00	9,909.00						9,909.00
40	CONNECT TO EXISTING STORM SEWER	2.00	EACH	3,521.00	7,042.00						7,042.00
41	ADJUST GATE VALVE BOX	21.00	EACH	835.95	17,554.95						17,554.95
42	CONNECT TO EXISTING WATER MAIN	5.00	EACH	2,498.00	12,490.00						12,490.00
43	6" GATE VALVE & BOX	4.00	EACH	3,164.00	12,656.00						12,656.00
44	8" GATE VALVE & BOX	2.00	EACH	4,395.00	8,790.00						8,790.00

Progress Estimate - Unit Price Work

Contractor's Application for Payment

Owner: City of Ramsey
 Engineer: Bolton & Menk, Inc.
 Contractor: Douglas-Kerr Underground, LLC
 Project: 2022 Riverdale Drive Extension
 Contract: _____

Owner's Project No.: 20-05
 Engineer's Project No.: ORL125908_ORL128236
 Contractor's Project No.: _____
 Agency's Project No.: SP 020-121_SAP 119-115-005

Application No.:		1		Application Period: From		08/01/22		to		09/09/22		Application Date:		09/13/22	
A	B	C	D	E		F	F1	F2	G	H	I	J	K	L	M
				Item Quantity	Units										
45	12" GATE VALVE & BOX	3.00	EACH	6,888.00	20,664.00	-	-	-	-	-	-	-	20,664.00	-	-
46	HYDRANT	3.00	EACH	6,233.00	18,699.00	-	-	-	-	-	-	-	18,699.00	-	-
47	1" CURB STOP & BOX	2.00	EACH	1,166.00	2,332.00	-	-	-	-	-	-	-	2,332.00	-	-
48	1" SADDLE	2.00	EACH	945.85	1,891.70	-	-	-	-	-	-	-	1,891.70	-	-
49	1" TYPE K COPPER PIPE	115.00	LIN FT	21.95	2,524.25	-	-	-	-	-	-	-	2,524.25	-	-
50	6" WATERMAIN DUCTILE IRON CL 53	80.35	LIN FT	80.35	5,222.75	-	-	-	-	-	-	-	5,222.75	-	-
51	8" WATERMAIN	280.00	LIN FT	83.50	23,380.00	-	-	-	-	-	-	-	23,380.00	-	-
52	12" WATERMAIN	880.00	LIN FT	86.50	76,120.00	-	-	-	-	-	-	-	76,120.00	-	-
53	STEEL CASING (TRENCHLESS)	395.00	LIN FT	502.00	198,290.00	-	-	-	-	-	-	-	198,290.00	-	-
54	12" WATERMAIN (IN CASING)	395.00	LIN FT	146.20	57,749.00	-	-	-	-	-	-	-	57,749.00	-	-
55	WATERMAIN FITTINGS	760.00	POUND	11.80	8,968.00	-	-	-	-	-	-	-	8,968.00	-	-
56	CASTING ASSEMBLY	60.00	EACH	1,200.00	72,000.00	-	-	-	-	-	-	-	72,000.00	-	-
57	CONSTRUCT SANITARY SEWER MANHOLE	26.00	LIN FT	538.95	14,012.70	-	-	-	-	-	-	-	14,012.70	-	-
58	CONSTRUCT DRAINAGE STRUCTURE DES 48-4020	4.00	LIN FT	1,356.00	5,424.00	-	-	-	-	-	-	-	5,424.00	-	-
59	CONSTRUCT DRAINAGE STRUCTURE DES 60-4020	4.00	LIN FT	1,622.00	6,488.00	-	-	-	-	-	-	-	6,488.00	-	-
60	SEAL MANHOLE	20.00	EACH	181.50	3,630.00	-	-	-	-	-	-	-	3,630.00	-	-
61	6" CONCRETE WALK	3,140.00	SQ FT	9.90	31,086.00	-	-	-	-	-	-	-	31,086.00	-	-
62	CONCRETE CURB AND GUTTER DESIGN B618	10,325.00	LIN FT	13.60	140,420.00	-	-	-	-	-	-	-	140,420.00	-	-
63	CONCRETE CURB AND GUTTER DESIGN D418	200.00	LIN FT	25.60	5,120.00	-	-	-	-	-	-	-	5,120.00	-	-
64	6" CONCRETE DRIVEWAY PAVEMENT	30.00	SQ YD	63.00	1,890.00	-	-	-	-	-	-	-	1,890.00	-	-
65	8" CONCRETE DRIVEWAY PAVEMENT	540.00	SQ YD	65.60	35,424.00	-	-	-	-	-	-	-	35,424.00	-	-
66	TRUNCATED DOMES	380.00	SQ FT	50.00	19,000.00	-	-	-	-	-	-	-	19,000.00	-	-
67	ANCHORAGE ASSEMBLY - TENSION CABLE	1.00	EACH	16,000.00	16,000.00	-	-	-	-	-	-	-	16,000.00	-	-
68	TENSION CABLE GUARDRAIL	982.00	LIN FT	95.00	93,290.00	-	-	-	-	-	-	-	93,290.00	-	-
69	TRAFFIC CONTROL 1	1.00	LUMP SUM	19,950.00	19,950.00	-	-	-	-	-	-	-	19,950.00	-	-
70	TRAFFIC CONTROL 2	1.00	LUMP SUM	19,950.00	19,950.00	-	-	-	-	-	-	-	19,950.00	-	-
71	ALTERNATE PEDESTRIAN ROUTE	1.00	LUMP SUM	1,000.00	1,000.00	-	-	-	-	-	-	-	1,000.00	-	-
72	INSTALL SIGN TYPE C	8.00	EACH	250.00	2,000.00	-	-	-	-	-	-	-	2,000.00	-	-
73	SIGN PANELS TYPE D	56.25	SQ FT	78.00	4,387.50	-	-	-	-	-	-	-	4,387.50	-	-
74	STABILIZED CONSTRUCTION EXIT	1.00	LUMP SUM	0.01	0.01	-	-	-	-	-	-	-	0.01	-	-
75	STORM DRAIN INLET PROTECTION	41.00	EACH	208.75	8,558.75	-	-	-	-	-	-	-	8,558.75	-	-
76	CULVERT END CONTROLS	2.00	EACH	278.80	557.60	-	-	-	-	-	-	-	557.60	-	-
77	SILT FENCE, TYPE MS	5,040.00	LIN FT	1.50	7,560.00	-	-	-	-	-	-	-	7,560.00	-	-
78	SEDIMENT CONTROL LOG TYPE WOOD FIBER	3,100.00	LIN FT	2.20	6,820.00	-	-	-	-	-	-	-	6,820.00	-	-
79	SOIL BED PREPARATION	3.80	ACRE	400.00	1,520.00	-	-	-	-	-	-	-	1,520.00	-	-
80	SUBSOILING	3.80	ACRE	325.00	1,235.00	-	-	-	-	-	-	-	1,235.00	-	-
81	FERTILIZER TYPE 3	1,140.00	POUND	0.65	741.00	-	-	-	-	-	-	-	741.00	-	-
82	ROLLED EROSION PREVENTION CATEGORY 20	1,100.00	SQ YD	1.40	1,540.00	-	-	-	-	-	-	-	1,540.00	-	-
83	SEEDING	3.80	ACRE	185.00	703.00	-	-	-	-	-	-	-	703.00	-	-
84	RAPID STABILIZATION METHOD 2	1.00	ACRE	1,500.00	1,500.00	-	-	-	-	-	-	-	1,500.00	-	-
85	SEEDING MIXTURE 25-121	370.00	POUND	5.25	1,942.50	-	-	-	-	-	-	-	1,942.50	-	-
86	HYDRAULIC BONDED FIBER MATRIX	12,510.00	POUND	1.50	18,765.00	-	-	-	-	-	-	-	18,765.00	-	-
87	4" SOLID LINE MULTI COMP	10,950.00	LIN FT	0.80	8,760.00	-	-	-	-	-	-	-	8,760.00	-	-
88	4" SOLID LINE MULTI COMP GROUND IN (WR)	3,100.00	LIN FT	1.90	5,890.00	-	-	-	-	-	-	-	5,890.00	-	-
89	24" SOLID LINE MULTI COMP	20.00	LIN FT	13.50	270.00	-	-	-	-	-	-	-	270.00	-	-

Progress Estimate - Unit Price Work

Contractor's Application for Payment

Owner: City of Ramsey
 Engineer: Bolton & Menk, Inc.
 Contractor: Douglas-Kerr Underground, LLC
 Project: 2022 Riverdale Drive Extension
 Contract:

Owner's Project No.: 20-05
 Engineer's Project No.: ORL125908, ORL128236
 Contractor's Project No.:
 Agency's Project No.: SP 020-121, SAP 119-115-005

Application No.: 1		Application Period: From 08/01/22 to 09/09/22		Application Date: 09/13/22								
A	B	C	Contract Information			F	F1	F2	Work Completed		I	J
			D	E	F				G	H		
Bid Item No.	Description	Item Quantity	Units	Unit Price (\$)	Value of Bid Item (C X E) (\$)	Quantity Previous Estimate	Value Previous Estimate	Estimated Quantity Incorporated in the Work	Value of Work Completed to Date (E X G) (\$)	% of Value of Item (H / F) (%)	Balance to Finish (F - H) (\$)	
90	4" DOUBLE SOLID LINE MULTI COMP	4,920.00	LIN FT	1.60	7,872.00	-	-	-	-	-	7,872.00	
91	CROSSWALK PREFORM THERMO GROUND IN ESR	180.00	SQ FT	14.00	2,520.00	-	-	-	-	-	2,520.00	
92	CROSSWALK MULTI COMP	780.00	SQ FT	6.00	4,680.00	-	-	-	-	-	4,680.00	
93	PAVEMENT MESSAGE THERMO GROUND IN ESR	15.00	SQ FT	28.00	420.00	-	-	-	-	-	420.00	
Original Contract Totals \$ 2,342,102.66						\$ -	\$ -	\$ -	\$ 52,621.00	\$ -	\$ 2,289,481.66	

Meeting Date: 09/27/2022

By: Diana Lund, Finance

Information

Title

Adopt Resolution 22-228 Calling for a Public Hearing on the Intention to Issue General Obligation Street Reconstruction Plan Bonds and the Proposal to Adopt a Street Reconstruction Plan.

Purpose/Background:

Purpose: To provide funding for road reconstruction and bituminous overlays via the issuance of Road Reconstruction Plan Bonds.

Background: Over the past several years, much discussion has taken place over the financing of road improvements. These needed improvements: Overlays and Reconstructions are based on the 60-year Long-Term Street Maintenance Program that the engineering department had compiled on all of the city's streets based on a PASER rating (the lower the PASER rating, the worse the road).

Street Reconstruction Bubble (From Public works Committee Meetings June 21, 2022 & July 19, 2022)
Between 1975 and 1985 approximately 40-percent of all City streets were constructed. At the time these streets were constructed their anticipated useful design life was 40-years, after which reconstruction would be required. These streets have all now either reached, or are nearing, the end of their useful lives. This means approximately 40-percent of City streets need to be reconstructed now or in the immediate future. And while it has generally been known for a decade or more that this "street reconstruction bubble" was approaching, it has become even more apparent this year that current Pavement Management Program funding levels need to be increased to acceptably maintain the condition of City streets. Based on the Engineer's estimate, these projects totaled approximately \$12.8M.

Included in the draft document of the City's 2023-2032 Capital Improvement Plan is over \$37 million of Pavement Management Improvement Projects including the \$12.8M projects noted above.

During the 2023 budget city council worksessions, it was the consensus of council to "front-load" funding these projects due to the large amount of streets that are in need of repair. The agreement was to not only levy the annual pavement management levy that is approximately \$1.7 million but also to issue debt so that there would be funding available to get ahead on improving a major section of these roads over the next three to four years. The average debt needed was determined to be approximately \$12M. The annual debt service levy on the property tax would be approximately \$1.145M for 15 years. The \$1.145M debt levy for payable 2023 has been included in the proposed 2023 Property tax levy that is to be adopted by City Council at this same meeting of September 27.

The city is looking to issue General Obligation Street Reconstruction Bonds.

There are requirements that need to be followed when issuing Street Reconstruction Plan Bonds. The requirements are: 1. A Five-Year Street Reconstruction and Overlay Plan (SROP) must be prepared. The City's five year as presented, is based on the highest priority street projects that Engineering has outlined in the City's draft 2023-2032 Capital Improvement Plan (CIP). 2. City Council must hold a public hearing on the issuance of the bonds and Street Reconstruction and Overlay Plan.

The public hearing request (for October 11, 2022) is the first step of the bonding process that needs to be undertaken for financing the road improvements which is what is being requested at tonight's meeting. The major requirement to allow the city to issue this debt, is that the City Council must approve the sale of the street

reconstruction bonds by unanimous vote of its membership present.

Like a Capital Improvement bond, the Street Reconstruction bond is not required to have a referendum, but a reverse referendum is allowable. If a petition bearing the signatures of at least 5 percent of the votes cast in the last general election is filed with the City Clerk within 30 days after the public hearing regarding the bonds (November 11, 2022), the bonds may not be issued unless approved by voters.

Notification:

A schedule of events outlining the timeframe of the bonding process is attached.

Observations/Alternatives:

#1. Motion to Adopt Resolution #22-228 Calling for Public Hearing on Street Reconstruction Plan Bonds and Proposal to Adopt a Street Reconstruction Plan

#2. Motion to not Adopt Resolution #22-228 at this time

Recommendation:

Staff recommends Alternative #1 as this is only a request for a public hearing on the debt issuance and street plan. Preliminary approval of any debt issuance is not until October 11, 2022.

Action:

Motion to Adopt Resolution #22-228 Calling for a Public Hearing on the Intention to Issue General Obligation Street Reconstruction Plan Bonds and the Proposal to Adopt a Street Reconstruction Plan

Attachments

[Reso#22-228 Call for Public Hearing](#)
[Bonding Schedule of Events](#)

Form Review

Inbox	Reviewed By	Date
Brian Hagen	Brian Hagen	09/22/2022 12:00 PM
Form Started By: Diana Lund		Started On: 08/30/2022 01:18 PM
Final Approval Date: 09/22/2022		

Councilmember introduced the following resolution and moved for its adoption:

RESOLUTION #22-228

RESOLUTION CALLING FOR PUBLIC HEARING ON THE INTENTION TO ISSUE GENERAL OBLIGATION STREET RECONSTRUCTION PLAN BONDS AND THE PROPOSAL TO ADOPT A STREET RECONSTRUCTION PLAN

WHEREAS, pursuant to Minnesota Statutes, Section 475.58 Subdivision 3b, the City of Ramsey, Minnesota (the “City”) may issue bonds to finance capital expenditures under its street reconstruction plan (the “Plan”) without an election provided that, among other things, prior to issuing the bonds, the City adopts the Plan after a public hearing thereon and publishes a notice of its intention to issue the bonds and the date and time of a hearing to obtain public comment on the matter; and

WHEREAS, the City Council will hold a public hearing on its intention to issue General Obligation Street Reconstruction Plan bond (the “Bonds”) and to adopt the Plan therefor pursuant thereto on October 11, 2022; and

NOW THEREFORE, BE IT RESOLVED BY THE CITY COUNCIL OF THE CITY OF RAMSEY, ANOKA COUNTY, STATE OF MINNESOTA, as follows:

- 1) That the City Council hereby calls for a public hearing on its intent to issue the Bonds and to adopt the Plan therefore, such hearing to be held on October 11, 2022 at or shortly after 7:00 p.m. The City Council is hereby directed to cause the notice to be published at least 10 but not more than 28 days before the hearing in the official newspaper of the City or a newspaper of general circulation in the City.

The motion for the adoption of the foregoing resolution was duly seconded by Councilmember and upon vote being taken thereon, the following voted in favor thereof:

and the following voted against the same:

and the following abstained:

and the following were absent:

Whereupon said resolution was declared duly passed and adopted by the Ramsey City Council this the 27th day of September, 2022.

Mayor

ATTEST:

City Clerk

Action	#1
Call for PH on SROP	September 27, 2022
Send PH notice on SROP to local paper	September 28, 2022
PH notice published (Anoka Union)	September 30, 2022
PH on SROP and call for sale of bonds	October 11, 2022
Reverse referendum on SROP is up	November 11, 2022
Rating	Week of December 5 th
Sale of Bonds	December 13, 2022
Closing on Bond Proceeds	End of December

Meeting Date: 09/27/2022

By: Diana Lund, Finance

Information

Title:

Adopt Resolution #22-224 Adopting Assessments for Past-Due Charges on Municipal Utility Bills and Current Services Rendered

Purpose/Background:

The City of Ramsey provides varying services that are billed directly to residents through the municipal utility bill and through city invoices. The proposed assessment is made pursuant to the authority granted to the Council by City Ordinance #94-13 and/or Minnesota Statute 429.101 and Chapter 30, Sec 30-3 and Chapter 58 Sec 58-24 of the City Code.

This is the 24th year that the City of Ramsey will be certifying delinquent payments as assessments to be collected with property taxes payable in 2023. The total of delinquent payments as of the writing of this case was \$351,080.85 which includes penalties and interest]. This amount is anticipated to change after collections through September 27, 2022 are posted. The new amount will be the amount to be included in the attached resolution for certification. Any payments received after September 27, 2022, and through November 15, 2022, will be indicated as “prepaid” when the list is transmitted to Anoka County for certification.

Notification:

The Public Hearing was posted in the Anoka Union for two consecutive weeks prior to the meeting.

Time Frame/Observations/Alternatives:

Attached is the resolution certifying the delinquencies and the most current list of delinquent accounts. The residents that are listed on the delinquency list have all been notified via letter from the City. For those accounts where the former homeowner has moved out and left a balance owing on their account, the City follows the policy that all delinquent bills follow the property and not the person.

Funding Source:

Utility collections fund the respective utility accounts of water, sewer, street lighting, recycling and storm drainage.

Recommendation:

Recommendation to adopt Resolution #22-224 Adopting Assessments for Past-Due Charges on Municipal Utility Bills (Which May Include Water, Sewer, Street Lighting, Recycling, Storm Water Charges and Penalties Incurred) and Current Services Rendered.

Outcome/Action:

Hold public hearing and then motion to adopt Resolution #22-224 Adopting Assessments for Past-Due Charges on Municipal Utility Bills (Which May Include Water, Sewer, Street Lighting, Recycling, Storm Water Charges and Penalties Incurred) and Current Services Rendered.

Attachments

Reso# 22-224 Adopting Levy of Assessments for Past Due Charges
3 year Certification Comparison

List of Delinquent Accounts

Form Review

Inbox

Brian Hagen
Diana Lund (Originator)
Brian Hagen
Form Started By: Diana Lund
Final Approval Date: 09/22/2022

Reviewed By

Diana Lund
Brian Hagen
Brian Hagen

Date

09/22/2022 10:30 AM
09/22/2022 11:28 AM
09/22/2022 11:59 AM
Started On: 08/30/2022 12:30 PM

Councilmember introduced the following resolution and moved for its adoption:

RESOLUTION #22-224

RESOLUTION ADOPTING ASSESSMENTS FOR PAST-DUE CHARGES ON MUNICIPAL UTILITY BILLS (WHICH MAY INCLUDE WATER, SEWER, STREET LIGHTING, RECYCLING, STORM WATER CHARGES AND PENALTIES INCURRED) AND CURRENT SERVICES RENDERED

WHEREAS, pursuant to proper notice duly given as required by law, the Ramsey City Council has met and heard and passed upon all objections to the proposed assessment for past-due charges on municipal utility bills and through invoices.

NOW THEREFORE, BE IT RESOLVED BY THE CITY COUNCIL OF THE CITY OF RAMSEY, ANOKA COUNTY, STATE OF MINNESOTA, as follows:

- 1) That such proposed assessment, a copy of which is attached hereto and made a part hereof, is hereby accepted and shall constitute the special assessment against the lands named therein, and each tract of land therein included is hereby found to be benefited by the services in the amount of the assessment levied against it.
- 2) That such assessment shall be payable in annual installments extending over a period of one year, to be payable with the first tax rolls of 2023, and shall bear interest at the rate of 5.50 percent from the date of adoption of this assessment resolution to December 31, 2023.
- 3) That the owner of any property so assessed may, at any time prior to certification of the assessment to the Anoka County Auditor, pay the whole of the assessment on such property, with interest accrued to the date of payment, to the City Finance Department, except that no interest will be charged if the entire assessment is paid within 30 days from the adoption of this resolution.
- 4) That a certified duplicate of this assessment be transmitted to the Anoka County Auditor's Office to be extended on the property tax lists of the County and such assessments shall be collected and paid in the same manner as other municipal taxes.

The motion for the adoption of the foregoing resolution was duly seconded by Councilmember and upon vote being taken thereon, the following voted in favor thereof:

and the following voted against the same:

and the following abstained:

and the following were absent:

Whereupon said resolution was declared duly passed and adopted by the Ramsey City Council this the 27th day of September 2022.

Mayor

ATTEST:

City Clerk

2022 CERTIFICATION

Original Letters Sent 9/2/22

Number of UB Accts: 1080
 Number of Accounts Increased from 2021: 108
 Percentage of Accounts Increased from 2021: 10.00%

	Amount Delinquent	Admin Fee (\$30/acct)	Interest (5.50%)	Total Subject to Certification
Utility Accounts	340,166.02	32,370.00	23,579.05	396,115.07
Accounts Receivable	12,612.50	390.00	874.27	13,876.77
Total	352,778.52	32,760.00	24,453.32	409,991.84

2021 CERTIFICATION

Original Letters Sent 9/3/21

Number of UB Accts: 972
 Number of Accounts Increased from 2020: (10)
 Percentage of Accounts Increased from 2020: -1.03%

	Amount Delinquent	Admin Fee (\$30/acct)	Interest (5.50%)	Total Subject to Certification
Utility Accounts	270,446.92	29,160.00	18,746.17	318,353.09
Accounts Receivable	11,758.75	300.00	815.07	12,873.82
Total	282,205.67	29,460.00	19,561.24	331,226.91

2020 CERTIFICATION

Original Letters Sent 9/3/20

Number of UB Accts: 982
 Number of Accounts Increased from 2019: (84)
 Percentage of Accounts Increased from 2019: -8.55%

	Amount Delinquent	Admin Fee (\$30/acct)	Interest (5.50%)	Total Subject to Certification
Utility Accounts	291,951.27	29,460.00	20,456.94	341,868.21
Accounts Receivable	1,362.50	60.00	95.47	1,517.97
Total	293,313.77	29,520.00	20,552.41	343,386.18

Public Hearing Update 9/27/22

Number of UB Accts: 846
 Number of UB Accounts Brought Current Since Letters: 234
 Percentage of UB Accounts Brought Current Since Letters: 21.67%

	Amount Delinquent	Admin Fee (\$30/acct)	Interest (5.50%)	Total Subject to Certification
Utility Accounts	291,318.97	25,380.00	20,193.33	336,892.30
Accounts Receivable	12,612.50	390.00	874.27	13,876.77
Total	303,931.47	25,770.00	21,067.60	350,769.07

Public Hearing Update 9/28/21

Number of UB Accts: 747
 Number of UB Accounts Brought Current Since Letters: 225
 Percentage of UB Accounts Brought Current Since Letters: 23.15%

	Amount Delinquent	Admin Fee (\$30/acct)	Interest (5.50%)	Total Subject to Certification
Utility Accounts	230,883.27	22,410.00	16,003.66	269,296.93
Accounts Receivable	10,858.75	300.00	752.68	11,911.43
Total	241,742.02	22,710.00	16,756.34	281,208.36

Public Hearing Update 9/22/20

Number of UB Accts: 824
 Number of UB Accounts Brought Current Since Letters: 158
 Percentage of UB Accounts Brought Current Since Letters: 16.09%

	Amount Delinquent	Admin Fee (\$30/acct)	Interest (5.50%)	Total Subject to Certification
Utility Accounts	261,754.81	24,720.00	18,341.20	304,816.01
Accounts Receivable	1,362.50	60.00	95.47	1,517.97
Total	263,117.31	24,780.00	18,436.67	306,333.98

Final Certification - Post 11/15/22

Number of UB Accts: 1080
 Number of UB Accounts Brought Current Since Letters: 1080
 Percentage of UB Accounts Brought Current Since Letters: 100.00%

	Amount Delinquent	Admin Fee (\$30/acct)	Interest (5.50%)	Total Subject to Certification
Utility Accounts	-	-	-	-
Accounts Receivable	-	-	-	-
Total	-	-	-	-

Increase/(decrease) from prior year (164,668.89) (15,000.00) (11,414.03) (191,082.92)

Final Certification - Post 11/15/21

Number of UB Accts: 493
 Number of UB Accounts Brought Current Since Letters: 479
 Percentage of UB Accounts Brought Current Since Letters: 49.28%

	Amount Delinquent	Admin Fee (\$30/acct)	Interest (5.50%)	Total Subject to Certification
Utility Accounts	153,810.14	14,790.00	10,661.35	179,261.49
Accounts Receivable	10,858.75	210.00	752.68	11,821.43
Total	164,668.89	15,000.00	11,414.03	191,082.92

Increase/(decrease) from prior year 2,127.94 30.00 24.64 2,182.58

Final Certification - Post 11/13/20

Number of UB Accts: 499
 Number of UB Accounts Brought Current Since Letters: 483
 Percentage of UB Accounts Brought Current Since Letters: 49.19%

	Amount Delinquent	Admin Fee (\$30/acct)	Interest (5.50%)	Total Subject to Certification
Utility Accounts	161,178.45	14,910.00	11,293.92	187,382.37
Accounts Receivable	1,362.50	60.00	95.47	1,517.97
Total	162,540.95	14,970.00	11,389.39	188,900.34

Increase/(decrease) from prior year (31,900.90) (1,650.00) (2,205.02) (35,755.92)

Account No.	Account Name	Description	Property Address	Delinquent Amount	Admin Fee	Interest (5.50%)	Total Subject to Certification
722458	Property Owner	City Services	7710 156th Ave Nw	20.47	30.00	1.42	51.89
730042	Property Owner	City Services	7257 147th Ter Nw	20.77	30.00	1.44	52.21
495235608	Property Owner	City Services	14221 WACO ST NW	20.88	30.00	1.45	52.33
733685	Property Owner	City Services	17920 Uranium St Nw	21.17	30.00	1.47	52.64
733582	Property Owner	City Services	7850 SUNWOOD DR NW	24.25	30.00	1.68	55.93
725510	Property Owner	City Services	5578 153rd Ct Nw	24.50	30.00	1.70	56.20
728770	Property Owner	City Services	13942 Ironstone Ter Nw	25.77	30.00	1.79	57.56
61275144	Property Owner	City Services	14341 Uranium St Nw	29.26	30.00	2.03	61.29
731147	Property Owner	City Services	15840 Juniper Ridge Dr Nw	29.26	30.00	2.03	61.29
733640	Property Owner	City Services	7258 147th Ln Nw	30.45	30.00	2.11	62.56
733776	Property Owner	City Services	8502 164th Cir Nw	30.69	30.00	2.13	62.82
726246	Property Owner	City Services	7055 139TH AVE NW	31.95	30.00	2.21	64.16
32252269	Property Owner	City Services	5520 140TH LN NW	32.19	30.00	2.23	64.42
40233040	Property Owner	City Services	8723 167th Ln Nw	32.19	30.00	2.23	64.42
44563473	Property Owner	City Services	15710 St Francis Blvd Nw	32.19	30.00	2.23	64.42
44663483	Property Owner	City Services	6300 160th Ln Nw	32.19	30.00	2.23	64.42
53174334	Property Owner	City Services	15231 Kangaroo St Nw	32.19	30.00	2.23	64.42
55204537	Property Owner	City Services	7440 152nd Ave Nw	32.19	30.00	2.23	64.42
67255737	Property Owner	City Services	8141 153rd Ln Nw	32.19	30.00	2.23	64.42
221779716	Property Owner	City Services	7010 151st Ave Nw	32.19	30.00	2.23	64.42
465143572	Property Owner	City Services	6541 154th Ln Nw	32.19	30.00	2.23	64.42
483827547	Property Owner	City Services	7501 151st Ave Nw	32.19	30.00	2.23	64.42
485158339	Property Owner	City Services	15611 Marmoset St Nw	32.19	30.00	2.23	64.42
494444008	Property Owner	City Services	16911 Tiger St Nw	32.19	30.00	2.23	64.42
495497520	Property Owner	City Services	5951 160th Ln Nw	32.19	30.00	2.23	64.42
616373073	Property Owner	City Services	6601 167TH AVE NW	32.19	30.00	2.23	64.42
625212920	Property Owner	City Services	6354 153rd Ln Nw	32.19	30.00	2.23	64.42
634053276	Property Owner	City Services	14553 Bowers Dr Nw	32.19	30.00	2.23	64.42
640805671	Property Owner	City Services	16551 Dolomite St Nw	32.19	30.00	2.23	64.42
648535759	Property Owner	City Services	8910 176th Ave Nw	32.19	30.00	2.23	64.42
679905160	Property Owner	City Services	15880 St Andrews Ln Nw	32.19	30.00	2.23	64.42
689697996	Property Owner	City Services	17646 St Francis Blvd Nw	32.19	30.00	2.23	64.42
699827037	Property Owner	City Services	8500 173rd Ave Nw	32.19	30.00	2.23	64.42
718442	Property Owner	City Services	16361 Ferret St Nw	32.19	30.00	2.23	64.42
720057	Property Owner	City Services	15220 Waco St Nw	32.19	30.00	2.23	64.42
722318	Property Owner	City Services	15621 Barium St Nw	32.19	30.00	2.23	64.42
723745	Property Owner	City Services	7650 168th Ave Nw	32.19	30.00	2.23	64.42
723816	Property Owner	City Services	14920 Chameleon St Nw	32.19	30.00	2.23	64.42
726339	Property Owner	City Services	5936 177th Ln Nw	32.19	30.00	2.23	64.42

Account No.	Account Name	Description	Property Address	Delinquent Amount	Admin Fee	Interest (5.50%)	Total Subject to Certification
726752	Property Owner	City Services	17705 Nowthen Blvd Nw	32.19	30.00	2.23	64.42
727418	Property Owner	City Services	5206 150th Ln Nw	32.19	30.00	2.23	64.42
727650	Property Owner	City Services	15952 Dolomite St Nw	32.19	30.00	2.23	64.42
727996	Property Owner	City Services	16341 Jarvis St Nw	32.19	30.00	2.23	64.42
728542	Property Owner	City Services	16380 Hedgehog St Nw	32.19	30.00	2.23	64.42
728620	Property Owner	City Services	9140 167th Ave Nw	32.19	30.00	2.23	64.42
729727	Property Owner	City Services	8620 174th Ln Nw	32.19	30.00	2.23	64.42
730078	Property Owner	City Services	15621 Nutria St Nw	32.19	30.00	2.23	64.42
730449	Property Owner	City Services	14504 ST FRANCIS BLVD NW	32.19	30.00	2.23	64.42
730545	Property Owner	City Services	16465 Fortmann Cir Nw	32.19	30.00	2.23	64.42
730605	Property Owner	City Services	6431 170th Ln Nw	32.19	30.00	2.23	64.42
730964	Property Owner	City Services	7921 163rd Ln Nw	32.19	30.00	2.23	64.42
731249	Property Owner	City Services	16431 Dysprosium St Nw	32.19	30.00	2.23	64.42
731642	Property Owner	City Services	7000 149th Ln Nw	32.19	30.00	2.23	64.42
732058	Property Owner	City Services	17151 Willemite St Nw	32.19	30.00	2.23	64.42
733341	Property Owner	City Services	15780 Andrie St Nw	32.19	30.00	2.23	64.42
733350	Property Owner	City Services	15551 Andrie St Nw	32.19	30.00	2.23	64.42
721416	Property Owner	City Services	6918 139th Ln Nw	33.41	30.00	2.32	65.73
733603	Property Owner	City Services	6934 Riverdale Dr Nw	33.69	30.00	2.34	66.03
684702692	Property Owner	City Services	15521 Coquina St Nw	34.41	30.00	2.39	66.80
34572474	Property Owner	City Services	5143 179th Ln Nw	35.12	30.00	2.43	67.55
34932510	Property Owner	City Services	17916 Junkite St Nw	35.12	30.00	2.43	67.55
42713288	Property Owner	City Services	16921 Sodium St Nw	35.12	30.00	2.43	67.55
49713988	Property Owner	City Services	16021 Xenolith St Nw	35.12	30.00	2.43	67.55
690949632	Property Owner	City Services	7850 149th Ln Nw	35.12	30.00	2.43	67.55
693761911	Property Owner	City Services	15551 Potassium St Nw	35.12	30.00	2.43	67.55
721088	Property Owner	City Services	7005 151st Ave Nw	35.12	30.00	2.43	67.55
725004	Property Owner	City Services	6284 144TH AVE NW	35.12	30.00	2.43	67.55
725477	Property Owner	City Services	16641 Coquina St Nw	35.12	30.00	2.43	67.55
727480	Property Owner	City Services	7941 165th Ave Nw	35.12	30.00	2.43	67.55
730948	Property Owner	City Services	7471 152nd Ave Nw	35.12	30.00	2.43	67.55
731208	Property Owner	City Services	16313 Okapi St Nw	35.12	30.00	2.43	67.55
733005	Property Owner	City Services	15620 Armstrong Blvd Nw	35.12	30.00	2.43	67.55
732855	Property Owner	City Services	6640 153RD CT NW	36.22	30.00	2.51	68.73
733703	Property Owner	City Services	7513 161ST AVE NW	36.62	30.00	2.54	69.16
726423	Property Owner	City Services	16381 Ferret St Nw	38.56	30.00	2.67	71.23
733625	Property Owner	City Services	15000 Chameleon St Nw	40.21	30.00	2.79	73.00
660608352	Property Owner	City Services	15421 Nutria St Nw	40.28	30.00	2.79	73.07
732771	Property Owner	City Services	14565 Olivine Way Nw	42.08	30.00	2.92	75.00

Account No.	Account Name	Description	Property Address	Delinquent Amount	Admin Fee	Interest (5.50%)	Total Subject to Certification
718481	Property Owner	City Services	7450 BUNKER LAKE BLVD	42.10	30.00	2.92	75.02
727099	Property Owner	City Services	14761 Cobalt St Nw	42.10	30.00	2.92	75.02
728195	Property Owner	City Services	7306 Bunker Lake Blvd	42.10	30.00	2.92	75.02
729877	Property Owner	City Services	7372 Bunker Lake Blvd Nw	42.10	30.00	2.92	75.02
730405	Property Owner	City Services	7369 147th Ln Nw	42.10	30.00	2.92	75.02
654015179	Property Owner	City Services	15243 Nowthen Blvd Nw	44.15	30.00	3.06	77.21
732282	Property Owner	City Services	6886 139th Ln Nw	45.93	30.00	3.18	79.11
655014095	Property Owner	City Services	15641 Juniper Ridge Dr Nw	46.06	30.00	3.19	79.25
727170	Property Owner	City Services	13927 Garnet Ter Nw	46.30	30.00	3.21	79.51
729906	Property Owner	City Services	7108 159th Ln Nw	46.55	30.00	3.23	79.78
728389	Property Owner	City Services	5440 144TH WAY NW	48.98	30.00	3.40	82.38
733534	Property Owner	City Services	15804 Radium St Nw	49.47	30.00	3.43	82.90
679938193	Property Owner	City Services	5751 145th Ct Nw	49.56	30.00	3.44	83.00
731507	Property Owner	City Services	15201 BARIUM ST NW	49.56	30.00	3.44	83.00
731296	Property Owner	City Services	15821 Hedgehog St Nw	49.73	30.00	3.45	83.18
733849	Property Owner	City Services	7431 151st Ave Nw	52.04	30.00	3.61	85.65
724358	Property Owner	City Services	15111 Waco St Nw	52.52	30.00	3.64	86.16
733875	Property Owner	City Services	15142 Zuni St Nw	58.52	30.00	4.06	92.58
616222995	Property Owner	City Services	14681 POTASSIUM ST NW	60.45	30.00	4.19	94.64
47683785	Property Owner	City Services	16340 Azurite St Nw	60.71	30.00	4.21	94.92
731181	Property Owner	City Services	14639 QUARTZ TER	60.92	30.00	4.22	95.14
48973914	Property Owner	City Services	7250 163rd Ln Nw	61.45	30.00	4.26	95.71
68555867	Property Owner	City Services	14723 Bowers Dr Nw	61.45	30.00	4.26	95.71
610574308	Property Owner	City Services	17021 Helium St Nw	61.45	30.00	4.26	95.71
617872142	Property Owner	City Services	5829 177th Ave Nw	61.45	30.00	4.26	95.71
394377	Property Owner	City Services	5950 143RD CIR NW	61.54	30.00	4.27	95.81
733293	Property Owner	City Services	15110 Garnet St Nw	62.18	30.00	4.31	96.49
729914	Property Owner	City Services	14210 VANADIUM ST NW	63.91	30.00	4.43	98.34
38472864	Property Owner	City Services	17403 Wolverine St Nw	64.38	30.00	4.46	98.84
39142931	Property Owner	City Services	17115 Driscoll St Nw	64.38	30.00	4.46	98.84
42953312	Property Owner	City Services	16836 Sodium St Nw	64.38	30.00	4.46	98.84
50584075	Property Owner	City Services	8111 158th Ln Nw	64.38	30.00	4.46	98.84
52344251	Property Owner	City Services	15621 Andrie St Nw	64.38	30.00	4.46	98.84
56064623	Property Owner	City Services	15101 Willemite St Nw	64.38	30.00	4.46	98.84
56274644	Property Owner	City Services	7240 150th Ln Nw	64.38	30.00	4.46	98.84
62505261	Property Owner	City Services	14760 Bowers Dr Nw	64.38	30.00	4.46	98.84
68415853	Property Owner	City Services	14905 Willemite St Nw	64.38	30.00	4.46	98.84
431112246	Property Owner	City Services	9124 Collins Dr Nw	64.38	30.00	4.46	98.84
629901986	Property Owner	City Services	15427 Argon St Nw	64.38	30.00	4.46	98.84

Account No.	Account Name	Description	Property Address	Delinquent Amount	Admin Fee	Interest (5.50%)	Total Subject to Certification
661664849	Property Owner	City Services	15739 Ramsey Blvd Nw	64.38	30.00	4.46	98.84
686559758	Property Owner	City Services	9340 176th Ave Nw	64.38	30.00	4.46	98.84
702358051	Property Owner	City Services	15620 Cobalt St Nw	64.38	30.00	4.46	98.84
702404821	Property Owner	City Services	7251 166th Ave Nw	64.38	30.00	4.46	98.84
711708649	Property Owner	City Services	7201 152nd Ave Nw	64.38	30.00	4.46	98.84
719031	Property Owner	City Services	14032 KRYPTON ST NW	64.38	30.00	4.46	98.84
722043	Property Owner	City Services	16370 Zirconium St Nw	64.38	30.00	4.46	98.84
722594	Property Owner	City Services	7530 152nd Ln Nw	64.38	30.00	4.46	98.84
723367	Property Owner	City Services	16041 Kangaroo St Nw	64.38	30.00	4.46	98.84
724886	Property Owner	City Services	15041 Juniper Ridge Dr Nw	64.38	30.00	4.46	98.84
725619	Property Owner	City Services	9405 164th Ln Nw	64.38	30.00	4.46	98.84
726049	Property Owner	City Services	16150 Royal Rd Nw	64.38	30.00	4.46	98.84
726890	Property Owner	City Services	17431 St Francis Blvd Nw	64.38	30.00	4.46	98.84
727328	Property Owner	City Services	17295 Variolite St Nw	64.38	30.00	4.46	98.84
727499	Property Owner	City Services	15330 Marmoset St Nw	64.38	30.00	4.46	98.84
728460	Property Owner	City Services	17200 Germanium St Nw	64.38	30.00	4.46	98.84
728813	Property Owner	City Services	15340 Zirconium St Nw	64.38	30.00	4.46	98.84
729595	Property Owner	City Services	7735 156th Ave Nw	64.38	30.00	4.46	98.84
729651	Property Owner	City Services	15540 Marmoset St Nw	64.38	30.00	4.46	98.84
729811	Property Owner	City Services	6230 167th Ave Nw	64.38	30.00	4.46	98.84
730620	Property Owner	City Services	16931 Helium St Nw	64.38	30.00	4.46	98.84
731019	Property Owner	City Services	15040 Willemite St Nw	64.38	30.00	4.46	98.84
731125	Property Owner	City Services	18031 Uranium St Nw	64.38	30.00	4.46	98.84
731136	Property Owner	City Services	17540 Nowthen Blvd Nw	64.38	30.00	4.46	98.84
731432	Property Owner	City Services	15150 Jackel St Nw	64.38	30.00	4.46	98.84
731583	Property Owner	City Services	5160 157th Ln Nw	64.38	30.00	4.46	98.84
732643	Property Owner	City Services	7261 151st Ln Nw	64.38	30.00	4.46	98.84
733311	Property Owner	City Services	15341 Okapi St Nw	64.38	30.00	4.46	98.84
733517	Property Owner	City Services	14339 BOWERS DR NW	64.38	30.00	4.46	98.84
733519	Property Owner	City Services	17930 VANADIUM ST NW	64.38	30.00	4.46	98.84
619871484	Property Owner	City Services	7805 156th Ave Nw	67.31	30.00	4.67	101.98
684533122	Property Owner	City Services	14220 Fluorine St Nw	67.31	30.00	4.67	101.98
721799	Property Owner	City Services	17319 Quicksilver St	67.31	30.00	4.67	101.98
729096	Property Owner	City Services	7035 139th Ave Nw	68.40	30.00	4.74	103.14
733661	Property Owner	City Services	5575 153rd Ct Nw	69.33	30.00	4.81	104.14
725266	Property Owner	City Services	7820 151st Ln Nw	70.24	30.00	4.87	105.11
733440	Property Owner	City Services	15481 YAKIMA CT	71.26	30.00	4.94	106.20
729322	Property Owner	City Services	8682 149TH CURVE NW	72.00	30.00	4.99	106.99
389897226	Property Owner	City Services	9160 Muirfield Cir Nw	73.82	30.00	5.12	108.94

Account No.	Account Name	Description	Property Address	Delinquent Amount	Admin Fee	Interest (5.50%)	Total Subject to Certification
733079	Property Owner	City Services	14059 Magnesium St Nw	80.97	30.00	5.61	116.58
730619	Property Owner	City Services	8502 164th Cir Nw	83.55	30.00	5.79	119.34
720866	Property Owner	City Services	14791 Cobalt St Nw	84.20	30.00	5.84	120.04
730498	Property Owner	City Services	7337 147th Ter Nw	84.20	30.00	5.84	120.04
733052	Property Owner	City Services	15208 SNOWY OWL STREET NW	84.63	30.00	5.87	120.50
730915	Property Owner	City Services	14210 XENON ST NW	85.73	30.00	5.94	121.67
721739	Property Owner	City Services	15121 UTE ST NW	85.96	30.00	5.96	121.92
729816	Property Owner	City Services	14641 RHINESTONE ST NW	89.70	30.00	6.22	125.92
56304647	Property Owner	City Services	7411 151st Ln Nw	89.74	30.00	6.22	125.96
722376	Property Owner	City Services	16225 Azurite St Nw	90.73	30.00	6.29	127.02
719685	Property Owner	City Services	15311 Okapi St Nw	91.80	30.00	6.36	128.16
718544	Property Owner	City Services	5729-A 160TH LN	93.09	30.00	6.45	129.54
44243441	Property Owner	City Services	5519 161st Ln Nw	96.57	30.00	6.69	133.26
52674284	Property Owner	City Services	15151 Jackel St Nw	96.57	30.00	6.69	133.26
56114628	Property Owner	City Services	15001 Bison St Nw	96.57	30.00	6.69	133.26
57914809	Property Owner	City Services	7141 156th Ave Nw	96.57	30.00	6.69	133.26
58054823	Property Owner	City Services	7030 151st Ave Nw	96.57	30.00	6.69	133.26
60725089	Property Owner	City Services	15540 Salish St Nw	96.57	30.00	6.69	133.26
66665677	Property Owner	City Services	17229 Tungsten St Nw	96.57	30.00	6.69	133.26
68035815	Property Owner	City Services	17711 Vicuna St Nw	96.57	30.00	6.69	133.26
69015913	Property Owner	City Services	16391 Yttrium St Nw	96.57	30.00	6.69	133.26
383670962	Property Owner	City Services	16170 Olivine St Nw	96.57	30.00	6.69	133.26
479313920	Property Owner	City Services	7950 163rd Ln Nw	96.57	30.00	6.69	133.26
494013046	Property Owner	City Services	16823 Iodine St Nw	96.57	30.00	6.69	133.26
660951883	Property Owner	City Services	7240 162nd Ln Nw	96.57	30.00	6.69	133.26
661503825	Property Owner	City Services	9410 180th Ave Nw	96.57	30.00	6.69	133.26
676015703	Property Owner	City Services	15107 Ramsey Blvd Nw	96.57	30.00	6.69	133.26
677454508	Property Owner	City Services	6250 160th Ln Nw	96.57	30.00	6.69	133.26
711809644	Property Owner	City Services	7123 159th Ln Nw	96.57	30.00	6.69	133.26
718641	Property Owner	City Services	15721 Hedgehog St Nw	96.57	30.00	6.69	133.26
720394	Property Owner	City Services	17740 Vanadium St Nw	96.57	30.00	6.69	133.26
720626	Property Owner	City Services	16840 Radium St Nw	96.57	30.00	6.69	133.26
722236	Property Owner	City Services	15505 Ramsey Blvd Nw	96.57	30.00	6.69	133.26
725221	Property Owner	City Services	15581 ANDRIE ST NW	96.57	30.00	6.69	133.26
726179	Property Owner	City Services	7650 163rd Ln Nw	96.57	30.00	6.69	133.26
726787	Property Owner	City Services	9560 181st Ave Nw	96.57	30.00	6.69	133.26
726997	Property Owner	City Services	14450 Bowers Dr Nw	96.57	30.00	6.69	133.26
727465	Property Owner	City Services	7651 178th Ln Nw	96.57	30.00	6.69	133.26
727479	Property Owner	City Services	5590 156th Ln Nw	96.57	30.00	6.69	133.26

Account No.	Account Name	Description	Property Address	Delinquent Amount	Admin Fee	Interest (5.50%)	Total Subject to Certification
727669	Property Owner	City Services	5021 179th Ave Nw	96.57	30.00	6.69	133.26
729493	Property Owner	City Services	8910 178th Ave Nw	96.57	30.00	6.69	133.26
729939	Property Owner	City Services	8351 160th Ave Nw	96.57	30.00	6.69	133.26
730076	Property Owner	City Services	16405 Quartz St Nw	96.57	30.00	6.69	133.26
730138	Property Owner	City Services	5360 180th Ave Nw	96.57	30.00	6.69	133.26
730503	Property Owner	City Services	17230 Germanium St	96.57	30.00	6.69	133.26
730766	Property Owner	City Services	15241 Iguana St Nw	96.57	30.00	6.69	133.26
730957	Property Owner	City Services	16325 Okapi St Nw	96.57	30.00	6.69	133.26
731434	Property Owner	City Services	14341 BOWERS DR NW	96.57	30.00	6.69	133.26
731633	Property Owner	City Services	15650 Juniper Ridge Dr Nw	96.57	30.00	6.69	133.26
732008	Property Owner	City Services	8733 175th Ln Nw	96.57	30.00	6.69	133.26
732107	Property Owner	City Services	7959 177th Ave Nw	96.57	30.00	6.69	133.26
732372	Property Owner	City Services	15443 Ramsey Blvd Nw	96.57	30.00	6.69	133.26
731011	Property Owner	City Services	15362 IODINE ST NW	98.70	30.00	6.84	135.54
720501	Property Owner	City Services	5254 180th Ave Nw	98.76	30.00	6.85	135.61
725519	Property Owner	City Services	15140 Uranimite St Nw	99.19	30.00	6.88	136.07
732881	Property Owner	City Services	15355 Eland St Nw	99.46	30.00	6.89	136.35
648269718	Property Owner	City Services	8550 176th Ave Nw	99.50	30.00	6.90	136.40
731201	Property Owner	City Services	18055 Ute St Nw	99.50	30.00	6.90	136.40
731715	Property Owner	City Services	6520 162nd Ave Nw	99.50	30.00	6.90	136.40
733607	Property Owner	City Services	5839 141ST LN NW	102.09	30.00	7.08	139.17
733126	Property Owner	City Services	14643 Rhinestone Way	102.65	30.00	7.12	139.77
728319	Property Owner	City Services	7720 168th Ave Nw	102.91	30.00	7.13	140.04
725452	Property Owner	City Services	14591 Olivine Ter Nw	103.00	30.00	7.14	140.14
721372	Property Owner	City Services	6322 Riverdale Dr Nw	104.59	30.00	7.25	141.84
732865	Property Owner	City Services	17921 Vanadium St Nw	105.40	30.00	7.31	142.71
725260	Property Owner	City Services	15353 IODINE ST NW	108.33	30.00	7.51	145.84
733070	Property Owner	City Services	6230 141ST LN NW	108.44	30.00	7.52	145.96
733092	Property Owner	City Services	7075 139th Ave	109.11	30.00	7.56	146.67
729521	Property Owner	City Services	14180 URANIUM ST NW	109.27	30.00	7.57	146.84
728603	Property Owner	City Services	7320 146TH AVE NW	110.32	30.00	7.65	147.97
731576	Property Owner	City Services	15395 Armstrong Blvd Nw	111.66	30.00	7.74	149.40
730723	Property Owner	City Services	17350 St Francis Blvd Nw	114.91	30.00	7.96	152.87
728838	Property Owner	City Services	7017 RIVERDALE DR	115.23	30.00	7.99	153.22
731815	Property Owner	City Services	7503 159TH AVENUE NW	117.01	30.00	8.11	155.12
732759	Property Owner	City Services	15830 Hedgehog St Nw	117.03	30.00	8.11	155.14
686401827	Property Owner	City Services	14690 Sodium St Nw	117.93	30.00	8.17	156.10
733315	Property Owner	City Services	16258 LITHIUM CT NW	118.08	30.00	8.18	156.26
730813	Property Owner	City Services	7326 147th Ln Nw	118.40	30.00	8.21	156.61

Account No.	Account Name	Description	Property Address	Delinquent Amount	Admin Fee	Interest (5.50%)	Total Subject to Certification
726452	Property Owner	City Services	16220 Dysprosium St Nw	119.01	30.00	8.25	157.26
1001898	Property Owner	City Services	5581 148TH LN NW	121.04	30.00	8.39	159.43
733586	Property Owner	City Services	15233 TIGER STREET NW	121.36	30.00	8.41	159.77
732744	Property Owner	City Services	6841 173rd Ave Nw	121.97	30.00	8.45	160.42
720408	Property Owner	City Services	7368 147th Ln Nw	126.30	30.00	8.75	165.05
729258	Property Owner	City Services	14765 Peridot St	126.30	30.00	8.75	165.05
731755	Property Owner	City Services	6922 Riverdale Dr Nw	126.30	30.00	8.75	165.05
733220	Property Owner	City Services	14661 COBALT ST NW	126.30	30.00	8.75	165.05
724623	Property Owner	City Services	15959 Ironstone St Nw	126.53	30.00	8.77	165.30
14871175	Property Owner	City Services	6319 143RD LN NW	128.76	30.00	8.93	167.69
33622379	Property Owner	City Services	5434 180th Ln Nw	128.76	30.00	8.93	167.69
33882405	Property Owner	City Services	4941 179th Ave Nw	128.76	30.00	8.93	167.69
34003380	Property Owner	City Services	16800 Iodine St Nw	128.76	30.00	8.93	167.69
34222439	Property Owner	City Services	17700 Cobalt St Nw	128.76	30.00	8.93	167.69
36132630	Property Owner	City Services	17410 Chameleon St Nw	128.76	30.00	8.93	167.69
37102727	Property Owner	City Services	8031 176th Ln Nw	128.76	30.00	8.93	167.69
42223239	Property Owner	City Services	6700 165th Ln Nw	128.76	30.00	8.93	167.69
42443261	Property Owner	City Services	17020 Azurite St Nw	128.76	30.00	8.93	167.69
42683285	Property Owner	City Services	16865 Sodium St Nw	128.76	30.00	8.93	167.69
43623379	Property Owner	City Services	6221 169th Ln Nw	128.76	30.00	8.93	167.69
43793396	Property Owner	City Services	16839 St Francis Blvd Nw	128.76	30.00	8.93	167.69
44873504	Property Owner	City Services	5720 164th Ave Nw	128.76	30.00	8.93	167.69
45753592	Property Owner	City Services	6015 Radium Cir Nw	128.76	30.00	8.93	167.69
47013718	Property Owner	City Services	16331 Jasper St Nw	128.76	30.00	8.93	167.69
47543771	Property Owner	City Services	6767 158th Ln Nw	128.76	30.00	8.93	167.69
47713788	Property Owner	City Services	6841 158th Ln Nw	128.76	30.00	8.93	167.69
48603877	Property Owner	City Services	7619 157th Ave Nw	128.76	30.00	8.93	167.69
48843901	Property Owner	City Services	16156 Olivine St Nw	128.76	30.00	8.93	167.69
49113928	Property Owner	City Services	16350 Yolite St Nw	128.76	30.00	8.93	167.69
49994016	Property Owner	City Services	8200 163rd Ave Nw	128.76	30.00	8.93	167.69
50164033	Property Owner	City Services	8250 157th Ln Nw	128.76	30.00	8.93	167.69
53634380	Property Owner	City Services	8331 151st Ln Nw	128.76	30.00	8.93	167.69
53934410	Property Owner	City Services	8121 154th Ave Nw	128.76	30.00	8.93	167.69
54734490	Property Owner	City Services	7930 156th Ave Nw	128.76	30.00	8.93	167.69
55154532	Property Owner	City Services	7381 152nd Ave Nw	128.76	30.00	8.93	167.69
56044621	Property Owner	City Services	15061 Willemite St Nw	128.76	30.00	8.93	167.69
56364653	Property Owner	City Services	7220 151st Ave Nw	128.76	30.00	8.93	167.69
57144732	Property Owner	City Services	7140 152nd Ave Nw	128.76	30.00	8.93	167.69
58104828	Property Owner	City Services	15540 Zirconium St Nw	128.76	30.00	8.93	167.69

Account No.	Account Name	Description	Property Address	Delinquent Amount	Admin Fee	Interest (5.50%)	Total Subject to Certification
58134831	Property Owner	City Services	15611 Dolomite St Nw	128.76	30.00	8.93	167.69
60075024	Property Owner	City Services	5207 150th Ln Nw	128.76	30.00	8.93	167.69
63625372	Property Owner	City Services	17958 Fluorine St Nw	128.76	30.00	8.93	167.69
65115522	Property Owner	City Services	8030 152nd Ln Nw	128.76	30.00	8.93	167.69
68975909	Property Owner	City Services	16727 Radium St Nw	128.76	30.00	8.93	167.69
69275939	Property Owner	City Services	15120 Kangaroo St Nw	128.76	30.00	8.93	167.69
71356146	Property Owner	City Services	6384 143rd Ln Nw	128.76	30.00	8.93	167.69
117620878	Property Owner	City Services	6310 153rd Ln Nw	128.76	30.00	8.93	167.69
221774498	Property Owner	City Services	16361 Nowthen Blvd Nw	128.76	30.00	8.93	167.69
221860690	Property Owner	City Services	5941 160th Ln Nw	128.76	30.00	8.93	167.69
389850754	Property Owner	City Services	15861 Dolomite St Nw	128.76	30.00	8.93	167.69
408799324	Property Owner	City Services	6341 167th Ave Nw	128.76	30.00	8.93	167.69
431614638	Property Owner	City Services	9111 ANDRIE CT NW	128.76	30.00	8.93	167.69
433218650	Property Owner	City Services	7240 181st Ave Nw	128.76	30.00	8.93	167.69
440400586	Property Owner	City Services	7731 149th Ln Nw	128.76	30.00	8.93	167.69
447450668	Property Owner	City Services	7261 149th Ave Nw	128.76	30.00	8.93	167.69
461530292	Property Owner	City Services	14100 GERMANIUM ST	128.76	30.00	8.93	167.69
479364743	Property Owner	City Services	17511 Unicorn St Nw	128.76	30.00	8.93	167.69
479839440	Property Owner	City Services	14950 PERIDOT ST NW	128.76	30.00	8.93	167.69
480887974	Property Owner	City Services	7920 159th Ln Nw	128.76	30.00	8.93	167.69
482232058	Property Owner	City Services	15122 Zuni St Nw	128.76	30.00	8.93	167.69
483273736	Property Owner	City Services	8376 156th Ln Nw	128.76	30.00	8.93	167.69
490421416	Property Owner	City Services	9320 169th Ave Nw	128.76	30.00	8.93	167.69
495535769	Property Owner	City Services	14900 Kamacite St Nw	128.76	30.00	8.93	167.69
615049714	Property Owner	City Services	16207 Azurite St Nw	128.76	30.00	8.93	167.69
616359552	Property Owner	City Services	17917 Junkite St Nw	128.76	30.00	8.93	167.69
616419298	Property Owner	City Services	5706 140TH LN NW	128.76	30.00	8.93	167.69
619763801	Property Owner	City Services	16400 Zirconium St Nw	128.76	30.00	8.93	167.69
622567660	Property Owner	City Services	16300 Coquina St Nw	128.76	30.00	8.93	167.69
628555082	Property Owner	City Services	5455 152nd Ave Nw	128.76	30.00	8.93	167.69
631140083	Property Owner	City Services	7600 166th Ave Nw	128.76	30.00	8.93	167.69
633391698	Property Owner	City Services	7720 150th Ln Nw	128.76	30.00	8.93	167.69
638872650	Property Owner	City Services	7320 151st Ln Nw	128.76	30.00	8.93	167.69
640373530	Property Owner	City Services	7291 152nd Ave Nw	128.76	30.00	8.93	167.69
642923030	Property Owner	City Services	16444 St Francis Blvd Nw	128.76	30.00	8.93	167.69
645477066	Property Owner	City Services	15230 Uranimite St Nw	128.76	30.00	8.93	167.69
645928746	Property Owner	City Services	6940 152nd Ave Nw	128.76	30.00	8.93	167.69
648784012	Property Owner	City Services	15119 Zuni St Nw	128.76	30.00	8.93	167.69
650529890	Property Owner	City Services	7646 158th Ave Nw	128.76	30.00	8.93	167.69

Account No.	Account Name	Description	Property Address	Delinquent Amount	Admin Fee	Interest (5.50%)	Total Subject to Certification
651110116	Property Owner	City Services	17071 Zeolite St Nw	128.76	30.00	8.93	167.69
654348277	Property Owner	City Services	8330 151st Ln Nw	128.76	30.00	8.93	167.69
655992344	Property Owner	City Services	5710 170th Ln Nw	128.76	30.00	8.93	167.69
659704939	Property Owner	City Services	16411 Olivine St Nw	128.76	30.00	8.93	167.69
659732792	Property Owner	City Services	17352 Unicorn St Nw	128.76	30.00	8.93	167.69
664105424	Property Owner	City Services	8610 171st Ave Nw	128.76	30.00	8.93	167.69
667012776	Property Owner	City Services	17320 Driscoll St Nw	128.76	30.00	8.93	167.69
669678276	Property Owner	City Services	15599 Hedgehog St Nw	128.76	30.00	8.93	167.69
670417910	Property Owner	City Services	5803 Alpine Dr Nw	128.76	30.00	8.93	167.69
672343397	Property Owner	City Services	14713 Bowers Dr Nw	128.76	30.00	8.93	167.69
678110935	Property Owner	City Services	7210 163rd Ave Nw	128.76	30.00	8.93	167.69
681251915	Property Owner	City Services	16427 Chameleon St Nw	128.76	30.00	8.93	167.69
699422168	Property Owner	City Services	6219 144th Ln Nw	128.76	30.00	8.93	167.69
700951707	Property Owner	City Services	7090 159th Ln Nw	128.76	30.00	8.93	167.69
701988698	Property Owner	City Services	15781 Azurite Ct Nw	128.76	30.00	8.93	167.69
702200619	Property Owner	City Services	7711 178th Ln Nw	128.76	30.00	8.93	167.69
703333526	Property Owner	City Services	7440 152nd Ln Nw	128.76	30.00	8.93	167.69
711415058	Property Owner	City Services	6631 155th Ave Nw	128.76	30.00	8.93	167.69
715474311	Property Owner	City Services	8121 153rd Ln Nw	128.76	30.00	8.93	167.69
716520651	Property Owner	City Services	16337 Coquina St Nw	128.76	30.00	8.93	167.69
718468	Property Owner	City Services	5108 151st Ave Nw	128.76	30.00	8.93	167.69
718759	Property Owner	City Services	16331 Yttrium St Nw	128.76	30.00	8.93	167.69
718800	Property Owner	City Services	15511 Coquina St Nw	128.76	30.00	8.93	167.69
719113	Property Owner	City Services	15431 Iguana St Nw	128.76	30.00	8.93	167.69
719220	Property Owner	City Services	15310 Zirconium St Nw	128.76	30.00	8.93	167.69
719366	Property Owner	City Services	14021 MAGNESIUM ST NW	128.76	30.00	8.93	167.69
719502	Property Owner	City Services	7840 152nd Ln Nw	128.76	30.00	8.93	167.69
719681	Property Owner	City Services	16650 Dolomite St Nw	128.76	30.00	8.93	167.69
719956	Property Owner	City Services	8021 176th Ln Nw	128.76	30.00	8.93	167.69
720125	Property Owner	City Services	8421 154th Ln Nw	128.76	30.00	8.93	167.69
720352	Property Owner	City Services	16101 RAMSEY BLVD NW	128.76	30.00	8.93	167.69
720726	Property Owner	City Services	6820 158th Ln Nw	128.76	30.00	8.93	167.69
720751	Property Owner	City Services	16326 Dysprosium St Nw	128.76	30.00	8.93	167.69
720875	Property Owner	City Services	9001 159TH LN NW	128.76	30.00	8.93	167.69
721043	Property Owner	City Services	15010 Kamacite St Nw	128.76	30.00	8.93	167.69
721279	Property Owner	City Services	8350 158th Ln Nw	128.76	30.00	8.93	167.69
721563	Property Owner	City Services	7660 150TH LN NW	128.76	30.00	8.93	167.69
721604	Property Owner	City Services	7087 159th Ln Nw	128.76	30.00	8.93	167.69
721672	Property Owner	City Services	7111 175th Ave Nw	128.76	30.00	8.93	167.69

Account No.	Account Name	Description	Property Address	Delinquent Amount	Admin Fee	Interest (5.50%)	Total Subject to Certification
721694	Property Owner	City Services	5515 BUNKER LAKE BLVD NW	128.76	30.00	8.93	167.69
721790	Property Owner	City Services	17410 Wolverine St Nw	128.76	30.00	8.93	167.69
721849	Property Owner	City Services	15410 Kangaroo St Nw	128.76	30.00	8.93	167.69
722238	Property Owner	City Services	5301 156th Ln Nw	128.76	30.00	8.93	167.69
722247	Property Owner	City Services	15040 Uranimite St Nw	128.76	30.00	8.93	167.69
722322	Property Owner	City Services	15959 Ebony St Nw	128.76	30.00	8.93	167.69
722372	Property Owner	City Services	5431 164th Ln Nw	128.76	30.00	8.93	167.69
722482	Property Owner	City Services	6720 158th Ln Nw	128.76	30.00	8.93	167.69
722495	Property Owner	City Services	8151 154th Ln Nw	128.76	30.00	8.93	167.69
722543	Property Owner	City Services	6819 164th Ln Nw	128.76	30.00	8.93	167.69
722667	Property Owner	City Services	14051 Fluorine St Nw	128.76	30.00	8.93	167.69
722900	Property Owner	City Services	5810 164th Ln Nw	128.76	30.00	8.93	167.69
723762	Property Owner	City Services	7631 172nd Ln Nw	128.76	30.00	8.93	167.69
723800	Property Owner	City Services	15801 Andrie St Nw	128.76	30.00	8.93	167.69
723927	Property Owner	City Services	16231 Jarvis St Nw	128.76	30.00	8.93	167.69
723928	Property Owner	City Services	5821 160th Ln Nw	128.76	30.00	8.93	167.69
724396	Property Owner	City Services	8261 159th Ln Nw	128.76	30.00	8.93	167.69
724490	Property Owner	City Services	8059 154th Ave Nw	128.76	30.00	8.93	167.69
724680	Property Owner	City Services	14120 JUNKITE ST NW	128.76	30.00	8.93	167.69
724831	Property Owner	City Services	16771 Andrie St Nw	128.76	30.00	8.93	167.69
724899	Property Owner	City Services	15211 JACKEL ST NW	128.76	30.00	8.93	167.69
724910	Property Owner	City Services	17525 Nowthen Blvd Nw	128.76	30.00	8.93	167.69
724938	Property Owner	City Services	15730 Kangaroo St Nw	128.76	30.00	8.93	167.69
724974	Property Owner	City Services	8055 142nd Ave Nw	128.76	30.00	8.93	167.69
725006	Property Owner	City Services	16920 Zeolite St Nw	128.76	30.00	8.93	167.69
725027	Property Owner	City Services	17359 Puma St	128.76	30.00	8.93	167.69
725168	Property Owner	City Services	15137 Yakima St Nw	128.76	30.00	8.93	167.69
725566	Property Owner	City Services	15200 Willemite St Nw	128.76	30.00	8.93	167.69
725657	Property Owner	City Services	8120 154th Ln Nw	128.76	30.00	8.93	167.69
725854	Property Owner	City Services	18014 IODINE ST NW	128.76	30.00	8.93	167.69
726086	Property Owner	City Services	17800 Yakima St Nw	128.76	30.00	8.93	167.69
726111	Property Owner	City Services	8150 151ST LN NW	128.76	30.00	8.93	167.69
726128	Property Owner	City Services	7740 171st Ave Nw	128.76	30.00	8.93	167.69
726151	Property Owner	City Services	15220 Alpaca St Nw	128.76	30.00	8.93	167.69
726338	Property Owner	City Services	15340 Jackel St Nw	128.76	30.00	8.93	167.69
726434	Property Owner	City Services	8221 159th Ln Nw	128.76	30.00	8.93	167.69
726714	Property Owner	City Services	17059 Nowthen Blvd Nw	128.76	30.00	8.93	167.69
726938	Property Owner	City Services	9501 Ermine Blvd Nw	128.76	30.00	8.93	167.69
727169	Property Owner	City Services	8005 142nd Ave Nw	128.76	30.00	8.93	167.69

Account No.	Account Name	Description	Property Address	Delinquent Amount	Admin Fee	Interest (5.50%)	Total Subject to Certification
727293	Property Owner	City Services	17820 Fluorine St Nw	128.76	30.00	8.93	167.69
727352	Property Owner	City Services	9131 178th Ave Nw	128.76	30.00	8.93	167.69
727360	Property Owner	City Services	15421 Kangaroo St Nw	128.76	30.00	8.93	167.69
727447	Property Owner	City Services	6920 150th Ave Nw	128.76	30.00	8.93	167.69
727551	Property Owner	City Services	7100 160TH LN NW	128.76	30.00	8.93	167.69
727592	Property Owner	City Services	7341 154th Ln Nw	128.76	30.00	8.93	167.69
727608	Property Owner	City Services	16640 Yttrium St Nw	128.76	30.00	8.93	167.69
728094	Property Owner	City Services	8100 151st Ln Nw	128.76	30.00	8.93	167.69
728095	Property Owner	City Services	7346 149th Ave Nw	128.76	30.00	8.93	167.69
728379	Property Owner	City Services	8416 158th Ln Nw	128.76	30.00	8.93	167.69
728707	Property Owner	City Services	17225 BISON ST NW	128.76	30.00	8.93	167.69
728773	Property Owner	City Services	15741 Ferret St Nw	128.76	30.00	8.93	167.69
728866	Property Owner	City Services	8643 174th Ln Nw	128.76	30.00	8.93	167.69
729039	Property Owner	City Services	16600 Coquina St Nw	128.76	30.00	8.93	167.69
729147	Property Owner	City Services	16324 Coquina St Nw	128.76	30.00	8.93	167.69
729456	Property Owner	City Services	8130 153rd Ln Nw	128.76	30.00	8.93	167.69
729610	Property Owner	City Services	16300 Ramsey Blvd Nw	128.76	30.00	8.93	167.69
729770	Property Owner	City Services	6044 174th Ave Nw	128.76	30.00	8.93	167.69
729903	Property Owner	City Services	6337 143rd Ln Nw	128.76	30.00	8.93	167.69
730508	Property Owner	City Services	7290 149th Ln Nw	128.76	30.00	8.93	167.69
730556	Property Owner	City Services	7831 151st Ln Nw	128.76	30.00	8.93	167.69
730615	Property Owner	City Services	7730 149th Ln Nw	128.76	30.00	8.93	167.69
730676	Property Owner	City Services	6728 153rd Ln Nw	128.76	30.00	8.93	167.69
730795	Property Owner	City Services	14590 Bowers Dr Nw	128.76	30.00	8.93	167.69
730837	Property Owner	City Services	6706 159th Ave Nw	128.76	30.00	8.93	167.69
730865	Property Owner	City Services	15059 Limonite St Nw	128.76	30.00	8.93	167.69
730970	Property Owner	City Services	7551 149th Ave Nw	128.76	30.00	8.93	167.69
730973	Property Owner	City Services	16031 Neon St Nw	128.76	30.00	8.93	167.69
731087	Property Owner	City Services	6640 153rd Ln Nw	128.76	30.00	8.93	167.69
731130	Property Owner	City Services	7321 152nd Ln Nw	128.76	30.00	8.93	167.69
731153	Property Owner	City Services	6825 151st Ave Nw	128.76	30.00	8.93	167.69
731354	Property Owner	City Services	6241 180th Ln Nw	128.76	30.00	8.93	167.69
731362	Property Owner	City Services	5030 179th Ln Nw	128.76	30.00	8.93	167.69
731506	Property Owner	City Services	5915 177th Ave Nw	128.76	30.00	8.93	167.69
731667	Property Owner	City Services	7321 151st Ln Nw	128.76	30.00	8.93	167.69
731694	Property Owner	City Services	15030 Willemite St Nw	128.76	30.00	8.93	167.69
731712	Property Owner	City Services	6460 153rd Ln Nw	128.76	30.00	8.93	167.69
731762	Property Owner	City Services	9041 169TH AVENUE NW	128.76	30.00	8.93	167.69
731768	Property Owner	City Services	15040 Yakima St Nw	128.76	30.00	8.93	167.69

Account No.	Account Name	Description	Property Address	Delinquent Amount	Admin Fee	Interest (5.50%)	Total Subject to Certification
732076	Property Owner	City Services	7041 156th Ave Nw	128.76	30.00	8.93	167.69
732097	Property Owner	City Services	5650 170th Ln Nw	128.76	30.00	8.93	167.69
732319	Property Owner	City Services	15385 Armstrong Blvd Nw	128.76	30.00	8.93	167.69
733371	Property Owner	City Services	14088 DYSPROSIUM ST NW	132.75	30.00	9.20	171.95
732493	Property Owner	City Services	8230 154th Ln Nw	136.78	30.00	9.48	176.26
732244	Property Owner	City Services	15985 SAPPHIRE ST NW	138.43	30.00	9.60	178.03
732835	Property Owner	City Services	6974 139th Ave Nw	143.37	30.00	9.94	183.31
711643864	Property Owner	City Services	16892 FELDSPAR ST NW	146.94	30.00	10.19	187.13
726189	Property Owner	City Services	15191 UTE ST NW	149.22	30.00	10.34	189.56
729984	Property Owner	City Services	7289 168TH CIRCLE NW	149.56	30.00	10.37	189.93
723112	Property Owner	City Services	5775 152ND WAY NW	151.47	30.00	10.50	191.97
732728	Property Owner	City Services	14701 Cobalt St Nw	151.68	30.00	10.51	192.19
730943	Property Owner	City Services	8062 154th Ave Nw	152.40	30.00	10.56	192.96
732546	Property Owner	City Services	14951 SNOWY OWL STREET NW	154.49	30.00	10.71	195.20
722640	Property Owner	City Services	7367 147th Ln Nw	156.16	30.00	10.82	196.98
718332	Property Owner	City Services	5420 144TH WAY NW	157.13	30.00	10.89	198.02
732399	Property Owner	City Services	15189 QUINTANA COURT NW	159.79	30.00	11.08	200.87
733508	Property Owner	City Services	15481 YAKIMA CT	160.09	30.00	11.10	201.19
733532	Property Owner	City Services	14629 PERIDOT ST NW	163.73	30.00	11.35	205.08
725615	Property Owner	City Services	6910 147TH AVE NW	165.21	30.00	11.45	206.66
726850	Property Owner	City Services	14834 YAKIMA ST NW	165.86	30.00	11.50	207.36
728523	Property Owner	City Services	14044 DYSPROSIUM ST NW	165.86	30.00	11.50	207.36
731298	Property Owner	City Services	14175 BARIUM ST NW	165.86	30.00	11.50	207.36
733214	Property Owner	City Services	5515 149TH LN NW	165.99	30.00	11.51	207.50
681590395	Property Owner	City Services	7404 147th Ln Nw	168.40	30.00	11.67	210.07
688670261	Property Owner	City Services	7292 147th Ter Nw	168.40	30.00	11.67	210.07
696276819	Property Owner	City Services	14561 Olivine Way Nw	168.40	30.00	11.67	210.07
720058	Property Owner	City Services	7342 Bunker Lake Blvd	168.40	30.00	11.67	210.07
720857	Property Owner	City Services	7418 Bunker Lake Blvd	168.40	30.00	11.67	210.07
722054	Property Owner	City Services	6962 139th Ave	168.40	30.00	11.67	210.07
722400	Property Owner	City Services	7076 139th Ave	168.40	30.00	11.67	210.07
722421	Property Owner	City Services	14761 Cobalt St Nw	168.40	30.00	11.67	210.07
722696	Property Owner	City Services	7410 147th Ln Nw	168.40	30.00	11.67	210.07
724419	Property Owner	City Services	6933 139th Ln	168.40	30.00	11.67	210.07
725598	Property Owner	City Services	6985 139th Ave Nw	168.40	30.00	11.67	210.07
726413	Property Owner	City Services	14761 Cobalt St Nw	168.40	30.00	11.67	210.07
726766	Property Owner	City Services	7023 139th Ave Nw	168.40	30.00	11.67	210.07
727095	Property Owner	City Services	6952 139th Ave Nw	168.40	30.00	11.67	210.07
727218	Property Owner	City Services	14660 Cobalt St Nw	168.40	30.00	11.67	210.07

Account No.	Account Name	Description	Property Address	Delinquent Amount	Admin Fee	Interest (5.50%)	Total Subject to Certification
727847	Property Owner	City Services	7085 139th Ave	168.40	30.00	11.67	210.07
728526	Property Owner	City Services	7298 147th Ln Nw	168.40	30.00	11.67	210.07
729100	Property Owner	City Services	7067 139th Ave	168.40	30.00	11.67	210.07
729597	Property Owner	City Services	14700 Cobalt St Nw	168.40	30.00	11.67	210.07
730334	Property Owner	City Services	14644 RHINESTONE ST NW	168.40	30.00	11.67	210.07
730729	Property Owner	City Services	14596 OLIVINE TER NW	168.40	30.00	11.67	210.07
731022	Property Owner	City Services	6925 139th Ln Nw	168.40	30.00	11.67	210.07
732013	Property Owner	City Services	7305 147th Ter Nw	168.40	30.00	11.67	210.07
732155	Property Owner	City Services	6870 139th Ln Nw	168.40	30.00	11.67	210.07
732181	Property Owner	City Services	7321 147th Ter Nw	168.40	30.00	11.67	210.07
732385	Property Owner	City Services	7366 BUNKER LAKE BLVD	168.40	30.00	11.67	210.07
729750	Property Owner	City Services	6936 Riverdale Dr Nw	170.49	30.00	11.82	212.31
719947	Property Owner	City Services	5185 146TH CIR NW	172.38	30.00	11.95	214.33
731050	Property Owner	City Services	14263 ARGON ST NW	175.08	30.00	12.14	217.22
725161	Property Owner	City Services	14191 Xenon St Nw	175.14	30.00	12.14	217.28
422474669	Property Owner	City Services	16851 Garnet St Nw	175.77	30.00	12.18	217.95
682849014	Property Owner	City Services	5780 155TH LN NW	175.77	30.00	12.18	217.95
718271	Property Owner	City Services	14836 Olivine St Nw	175.77	30.00	12.18	217.95
719259	Property Owner	City Services	6078 146TH LN NW	175.77	30.00	12.18	217.95
720734	Property Owner	City Services	5679 154th Ave Nw	175.77	30.00	12.18	217.95
720808	Property Owner	City Services	5617 154th Ln Nw	175.77	30.00	12.18	217.95
720924	Property Owner	City Services	15310 XKIMO ST NW	175.77	30.00	12.18	217.95
726847	Property Owner	City Services	7085 148th Ln Nw	175.77	30.00	12.18	217.95
726989	Property Owner	City Services	6468 RIVERDALE DR NW	175.77	30.00	12.18	217.95
727425	Property Owner	City Services	15251 Fluorine St Nw	175.77	30.00	12.18	217.95
728181	Property Owner	City Services	6881 137TH AVE NW	175.77	30.00	12.18	217.95
728457	Property Owner	City Services	7096 167TH LN NW	175.77	30.00	12.18	217.95
729831	Property Owner	City Services	14180 VANADIUM ST NW	175.77	30.00	12.18	217.95
730107	Property Owner	City Services	15478 TUNGSTEN ST NW	175.77	30.00	12.18	217.95
730781	Property Owner	City Services	14994 SNOWY OWL STREET NW	175.77	30.00	12.18	217.95
731544	Property Owner	City Services	15982 URANIMITE ST NW	175.77	30.00	12.18	217.95
731582	Property Owner	City Services	14230 URANIUM ST NW	175.77	30.00	12.18	217.95
731690	Property Owner	City Services	15513 SODIUM ST	175.77	30.00	12.18	217.95
732600	Property Owner	City Services	15535 SODIUM WAY NW	175.77	30.00	12.18	217.95
732715	Property Owner	City Services	15362 IODINE ST NW	175.77	30.00	12.18	217.95
733025	Property Owner	City Services	15240 HELIUM ST NW	175.77	30.00	12.18	217.95
733103	Property Owner	City Services	14401 QUICKSILVER ST NW	175.77	30.00	12.18	217.95
733541	Property Owner	City Services	6119 RIVLYN AVE NW	175.77	30.00	12.18	217.95
731915	Property Owner	City Services	14817 WACO ST NW	178.89	30.00	12.40	221.29

Account No.	Account Name	Description	Property Address	Delinquent Amount	Admin Fee	Interest (5.50%)	Total Subject to Certification
732348	Property Owner	City Services	15150 SNOWY OWL STREET NW	179.03	30.00	12.41	221.44
732943	Property Owner	City Services	15131 HELIUM ST NW	181.35	30.00	12.57	223.92
74806299	Property Owner	City Services	14574 Krypton St Nw	182.29	30.00	12.64	224.93
640120939	Property Owner	City Services	5811 158th Ln Nw	182.29	30.00	12.64	224.93
725363	Property Owner	City Services	14601 Krypton St Nw	182.29	30.00	12.64	224.93
728209	Property Owner	City Services	15565 XKIMO CT NW	182.29	30.00	12.64	224.93
733496	Property Owner	City Services	15398 RADIUM ST NW	183.39	30.00	12.71	226.10
733389	Property Owner	City Services	15137 TIGER STREET NW	185.54	30.00	12.86	228.40
724181	Property Owner	City Services	16771 MARBLE ST NW	185.77	30.00	12.88	228.65
723757	Property Owner	City Services	15469 RADIUM ST NW	186.52	30.00	12.93	229.45
729128	Property Owner	City Services	15290 SODIUM ST NW	188.80	30.00	13.09	231.89
708720979	Property Owner	City Services	5673 154th Ave Nw	191.57	30.00	13.28	234.85
732007	Property Owner	City Services	14585 Olivine Ter Nw	191.57	30.00	13.28	234.85
676319625	Property Owner	City Services	14183 BARIUM ST NW	192.90	30.00	13.37	236.27
727028	Property Owner	City Services	7051 147TH LN NW	193.01	30.00	13.38	236.39
675430728	Property Owner	City Services	5305 140th Ave Nw	195.98	30.00	13.58	239.56
721662	Property Owner	City Services	14860 OLIVINE ST NW	197.14	30.00	13.66	240.80
731820	Property Owner	City Services	13915 Ironstone Ter Nw	198.28	30.00	13.74	242.02
623649272	Property Owner	City Services	15270 URANIUM ST NW	200.00	30.00	13.86	243.86
732224	Property Owner	City Services	5400 144TH WAY NW	200.84	30.00	13.92	244.76
720030	Property Owner	City Services	16251 LITHIUM CT NW	203.50	30.00	14.11	247.61
728577	Property Owner	City Services	15398 RADIUM ST NW	204.27	30.00	14.16	248.43
724754	Property Owner	City Services	6126 146TH LN NW	205.08	30.00	14.22	249.30
727245	Property Owner	City Services	14571 Olivine St	205.08	30.00	14.22	249.30
732632	Property Owner	City Services	5800 158th Ln Nw	205.08	30.00	14.22	249.30
726011	Property Owner	City Services	14240 URANIUM ST NW	205.59	30.00	14.25	249.84
725890	Property Owner	City Services	15769 Potassium St Nw	205.81	30.00	14.27	250.08
730119	Property Owner	City Services	14961 SNOWY OWL STREET NW	215.98	30.00	14.97	260.95
726031	Property Owner	City Services	15564 WACO ST NW	220.85	30.00	15.31	266.16
731225	Property Owner	City Services	7360 159TH AVENUE NW	223.78	30.00	15.51	269.29
733478	Property Owner	City Services	15267 Fluorine St Nw	225.28	30.00	15.62	270.90
728480	Property Owner	City Services	14230 Xenon St Nw	231.16	30.00	16.02	277.18
730905	Property Owner	City Services	14983 SNOWY OWL STREET NW	231.72	30.00	16.06	277.78
732992	Property Owner	City Services	5449 180th Ave Nw	233.60	30.00	16.19	279.79
655183808	Property Owner	City Services	15776 Osmium St Nw	237.54	30.00	16.47	284.01
668342642	Property Owner	City Services	6890 147TH AVE NW	238.93	30.00	16.56	285.49
729512	Property Owner	City Services	13927 Ironstone Ter Nw	241.10	30.00	16.71	287.81
687358480	Property Owner	City Services	5283 143RD AVE NW	243.62	30.00	16.89	290.51
733411	Property Owner	City Services	5420 144TH WAY NW	248.96	30.00	17.26	296.22

Account No.	Account Name	Description	Property Address	Delinquent Amount	Admin Fee	Interest (5.50%)	Total Subject to Certification
663531326	Property Owner	City Services	6341 167th Ave Nw	255.31	30.00	17.70	303.01
730026	Property Owner	City Services	7080 137TH AVE NW	260.44	30.00	18.05	308.49
732449	Property Owner	City Services	6978 168TH LANE NW	270.08	30.00	18.72	318.80
732425	Property Owner	City Services	15492 IODINE STREET NW	273.00	30.00	18.92	321.92
718888	Property Owner	City Services	14842 OLIVINE ST NW	282.86	30.00	19.61	332.47
721820	Property Owner	City Services	7675 147TH TER NW	287.33	30.00	19.92	337.25
719178	Property Owner	City Services	14888 PERIDOT ST NW	290.00	30.00	20.10	340.10
727220	Property Owner	City Services	13903 IRONSTONE TRL NW	291.64	30.00	20.22	341.86
727920	Property Owner	City Services	14760 ARGON ST NW	297.14	30.00	20.60	347.74
718617	Property Owner	City Services	7141 148th Ln Nw	299.08	30.00	20.73	349.81
483574031	Property Owner	City Services	15360 Krypton St Nw	301.17	30.00	20.88	352.05
733313	Property Owner	City Services	7282 BUNKER LAKE BLVD NW	307.19	30.00	21.29	358.48
733424	Property Owner	City Services	8719 152ND AVE NW	307.19	30.00	21.29	358.48
726499	Property Owner	City Services	5623 157TH AVE NW	309.82	30.00	21.48	361.30
731681	Property Owner	City Services	14960 XKIMO ST NW	313.67	30.00	21.74	365.41
732667	Property Owner	City Services	15780 LITHIUM ST NW	317.77	30.00	22.03	369.80
721923	Property Owner	City Services	14781 Potassium St Nw	319.79	30.00	22.17	371.96
730558	Property Owner	City Services	5440 144TH WAY NW	319.84	30.00	22.17	372.01
731542	Property Owner	City Services	7335 146TH CROSSING NW	324.23	30.00	22.47	376.70
723870	Property Owner	City Services	15404 GERMANIUM ST NW	325.56	30.00	22.57	378.13
726673	Property Owner	City Services	14211 Xenon St Nw	329.74	30.00	22.86	382.60
731067	Property Owner	City Services	15210 ST FRANCIS BLVD NW	329.74	30.00	22.86	382.60
624030290	Property Owner	City Services	6481 153RD WAY NW	333.76	30.00	23.13	386.89
731835	Property Owner	City Services	15344 Iodine St Nw	337.36	30.00	23.38	390.74
383470283	Property Owner	City Services	14991 WACO ST NW	337.54	30.00	23.40	390.94
728272	Property Owner	City Services	15492 TUNGSTEN ST NW	340.21	30.00	23.58	393.79
731246	Property Owner	City Services	7021 RIVERDALE DR	341.57	30.00	23.68	395.25
732717	Property Owner	City Services	14835 Peridot St Nw	345.45	30.00	23.94	399.39
488325558	Property Owner	City Services	6861 146TH CIR NW	349.56	30.00	24.23	403.79
624588913	Property Owner	City Services	16250 IODINE ST	349.56	30.00	24.23	403.79
691167119	Property Owner	City Services	14672 Iodine Ct Nw	349.56	30.00	24.23	403.79
723637	Property Owner	City Services	15245 GERMANIUM CIR NW	349.56	30.00	24.23	403.79
724540	Property Owner	City Services	16829 OLIVINE ST NW	349.56	30.00	24.23	403.79
729646	Property Owner	City Services	15035 RABBIT ST NW	349.56	30.00	24.23	403.79
731778	Property Owner	City Services	15472 TUNGSTEN ST NW	352.82	30.00	24.46	407.28
732654	Property Owner	City Services	5842 158TH AVE NW	353.20	30.00	24.48	407.68
733859	Property Owner	City Services	6650 HWY 10 NW	354.03	30.00	24.54	408.57
619942281	Property Owner	City Services	5021 143RD LN NW	361.55	30.00	25.06	416.61
732242	Property Owner	City Services	15525 SODIUM WAY NW	365.36	30.00	25.32	420.68

Account No.	Account Name	Description	Property Address	Delinquent Amount	Admin Fee	Interest (5.50%)	Total Subject to Certification
726259	Property Owner	City Services	5346 140th Ave Nw	365.66	30.00	25.35	421.01
729525	Property Owner	City Services	6200 142ND LN NW	366.41	30.00	25.40	421.81
733205	Property Owner	City Services	14231 Uranium St Nw	366.71	30.00	25.42	422.13
730791	Property Owner	City Services	14631 Fluorine St Nw	372.04	30.00	25.79	427.83
725372	Property Owner	City Services	15390 Germanium St Nw	372.14	30.00	25.79	427.93
75126357	Property Owner	City Services	15121 BARIUM ST NW	373.35	30.00	25.88	429.23
723889	Property Owner	City Services	14620 NEON ST NW	375.30	30.00	26.01	431.31
732581	Property Owner	City Services	6360 SUNFISH LAKE CT NW	380.00	30.00	26.34	436.34
730256	Property Owner	City Services	14610 WACO ST NW	381.00	30.00	26.41	437.41
732164	Property Owner	City Services	14586 OLIVINE ST NW	382.79	30.00	26.53	439.32
732538	Property Owner	City Services	5501 146th Ave Nw	385.39	30.00	26.71	442.10
730494	Property Owner	City Services	5425 144th Way Nw	387.93	30.00	26.89	444.82
725736	Property Owner	City Services	14750 POTASSIUM ST NW	388.20	30.00	26.91	445.11
630126799	Property Owner	City Services	5780 157TH LN NW	389.82	30.00	27.02	446.84
726428	Property Owner	City Services	5660 148TH LN NW	391.57	30.00	27.14	448.71
674644633	Property Owner	City Services	5425 152ND AVE NW	397.14	30.00	27.53	454.67
723526	Property Owner	City Services	6891 170TH AVE NW	398.85	30.00	27.65	456.50
726677	Property Owner	City Services	5698 154TH CROSSING NW	402.84	30.00	27.92	460.76
728185	Property Owner	City Services	15320 WACO CT NW	410.66	30.00	28.46	469.12
730647	Property Owner	City Services	13899 Ironstone Trl Nw	429.80	30.00	29.79	489.59
615416800	Property Owner	City Services	14767 Kamacite St Nw	430.28	30.00	29.82	490.10
728359	Property Owner	City Services	5419 145th Ave Nw	436.32	30.00	30.24	496.56
730975	Property Owner	City Services	14649 Iodine Ct Nw	436.57	30.00	30.26	496.83
730043	Property Owner	City Services	7359 146TH CROSSING NW	447.14	30.00	30.99	508.13
727568	Property Owner	City Services	5860 141ST LN NW	449.56	30.00	31.16	510.72
495635343	Property Owner	City Services	14168 ARGON ST NW	457.50	30.00	31.71	519.21
732972	Property Owner	City Services	7266 BUNKER LAKE BLVD NW	458.14	30.00	31.76	519.90
730353	Property Owner	City Services	5662 154TH CT NW	459.57	30.00	31.86	521.43
728041	Property Owner	City Services	14177 NEON ST NW	461.51	30.00	31.99	523.50
729208	Property Owner	City Services	15582 XKIMO CT NW	464.99	30.00	32.23	527.22
732400	Property Owner	City Services	15183 QUINTANA COURT NW	468.93	30.00	32.50	531.43
728004	Property Owner	City Services	7112 148TH LN NW	473.01	30.00	32.79	535.80
221762292	Property Owner	City Services	6326 RIVERDALE DR NW	478.72	30.00	33.18	541.90
730505	Property Owner	City Services	14280 DYSPROSIUM ST NW	484.29	30.00	33.57	547.86
731781	Property Owner	City Services	15481 YAKIMA CT	489.93	30.00	33.96	553.89
732364	Property Owner	City Services	14183 ARGON ST NW	491.94	30.00	34.10	556.04
624617034	Property Owner	City Services	6261 142nd Ln Nw	492.05	30.00	34.11	556.16
731843	Property Owner	City Services	14931 WACO ST NW	492.59	30.00	34.14	556.73
726497	Property Owner	City Services	5293 143RD AVE NW	493.62	30.00	34.22	557.84

Account No.	Account Name	Description	Property Address	Delinquent Amount	Admin Fee	Interest (5.50%)	Total Subject to Certification
722409	Property Owner	City Services	15517 SODIUM ST	497.14	30.00	34.46	561.60
728800	Property Owner	City Services	5840 141ST LN NW	502.31	30.00	34.82	567.13
732871	Property Owner	City Services	15484 TUNGSTEN ST NW	507.67	30.00	35.19	572.86
728547	Property Owner	City Services	15210 SODIUM ST NW	509.92	30.00	35.35	575.27
732277	Property Owner	City Services	5295 142ND LN NW	519.05	30.00	35.98	585.03
635542758	Property Owner	City Services	7100 148th Ave Nw	523.35	30.00	36.28	589.63
718951	Property Owner	City Services	7081 147TH LN NW	523.35	30.00	36.28	589.63
726114	Property Owner	City Services	15463 Iodine St Nw	523.35	30.00	36.28	589.63
729149	Property Owner	City Services	14523 ARGON ST NW	523.35	30.00	36.28	589.63
730250	Property Owner	City Services	14604 OLIVINE ST NW	523.35	30.00	36.28	589.63
730574	Property Owner	City Services	15495 SODIUM ST NW	523.35	30.00	36.28	589.63
732300	Property Owner	City Services	15452 SODIUM ST	523.35	30.00	36.28	589.63
727766	Property Owner	City Services	7463 159TH AVE NW	524.24	30.00	36.34	590.58
732221	Property Owner	City Services	15175 QUINTANA COURT NW	526.53	30.00	36.50	593.03
730625	Property Owner	City Services	14420 RADIUM ST NW	529.71	30.00	36.72	596.43
718932	Property Owner	City Services	14689 SODIUM ST NW	536.06	30.00	37.16	603.22
732207	Property Owner	City Services	15111 SODIUM ST NW	538.26	30.00	37.31	605.57
729282	Property Owner	City Services	14774 ZEOLITE ST NW	541.23	30.00	37.52	608.75
730982	Property Owner	City Services	7962 SUNWOOD DR NW	542.06	30.00	37.57	609.63
730485	Property Owner	City Services	14200 WACO ST NW	561.47	30.00	38.92	630.39
728280	Property Owner	City Services	15376 VANADIUM ST NW	571.53	30.00	39.62	641.15
731650	Property Owner	City Services	6193 147th Ave Nw	579.80	30.00	40.19	649.99
616388828	Property Owner	City Services	14420 FLUORINE CT NW	579.95	30.00	40.20	650.15
723066	Property Owner	City Services	16206 SAPPHIRE ST NW	590.71	30.00	40.95	661.66
726861	Property Owner	City Services	6921 137th Ln Nw	601.03	30.00	41.66	672.69
727921	Property Owner	City Services	5061 143RD LN NW	605.85	30.00	41.99	677.84
725247	Property Owner	City Services	6981 169TH LN NW	611.33	30.00	42.37	683.70
701128448	Property Owner	City Services	15290 URANIUM ST NW	618.54	30.00	42.87	691.41
728605	Property Owner	City Services	14361 Tungsten Way Nw	623.61	30.00	43.23	696.84
642717915	Property Owner	City Services	5970 144TH LN NW	628.48	30.00	43.56	702.04
634668003	Property Owner	City Services	15460 YAKIMA ST NW	633.52	30.00	43.91	707.43
724502	Property Owner	City Services	6122 146TH LN NW	633.57	30.00	43.92	707.49
725036	Property Owner	City Services	14838 GERMANIUM ST NW	635.48	30.00	44.05	709.53
726727	Property Owner	City Services	6951 147th Ave Nw	637.90	30.00	44.22	712.12
733043	Property Owner	City Services	14210 XENON ST NW	639.60	30.00	44.33	713.93
732026	Property Owner	City Services	16714 LIMONITE ST NW	641.38	30.00	44.46	715.84
383361	Property Owner	City Services	14715 HELIUM ST NW	651.57	30.00	45.16	726.73
730683	Property Owner	City Services	15435 Iodine St Nw	653.66	30.00	45.31	728.97
731082	Property Owner	City Services	14964 SNOWY OWL STREET NW	656.94	30.00	45.54	732.48

Account No.	Account Name	Description	Property Address	Delinquent Amount	Admin Fee	Interest (5.50%)	Total Subject to Certification
624365442	Property Owner	City Services	5342 142ND LN NW	657.50	30.00	45.57	733.07
681415286	Property Owner	City Services	15200 UTE ST NW	657.50	30.00	45.57	733.07
720731	Property Owner	City Services	14220 DYSPROSIUM ST NW	657.50	30.00	45.57	733.07
727604	Property Owner	City Services	5344 142ND CIR NW	657.50	30.00	45.57	733.07
730456	Property Owner	City Services	14210 XENON ST NW	657.50	30.00	45.57	733.07
730677	Property Owner	City Services	5489 BUNKER LAKE BLVD NW	657.50	30.00	45.57	733.07
731245	Property Owner	City Services	14157 COBALT CIR NW	657.50	30.00	45.57	733.07
730292	Property Owner	City Services	15025 RABBIT ST NW	659.74	30.00	45.73	735.47
730083	Property Owner	City Services	7354 146TH AVE NW	662.19	30.00	45.90	738.09
728657	Property Owner	City Services	7224 170TH TRL NW	671.31	30.00	46.53	747.84
726780	Property Owner	City Services	14024 DYSPROSIUM ST NW	676.57	30.00	46.90	753.47
732532	Property Owner	City Services	14800 WILLEMITE ST NW	681.46	30.00	47.24	758.70
708036839	Property Owner	City Services	6093 146TH LN NW	687.20	30.00	47.63	764.83
729689	Property Owner	City Services	5304 143RD AVE NW	692.70	30.00	48.01	770.71
732148	Property Owner	City Services	5356 142ND CIR NW	695.81	30.00	48.23	774.04
732670	Property Owner	City Services	5787 152ND WAY NW	696.96	30.00	48.31	775.27
640142287	Property Owner	City Services	14217 XKIMO ST NW	697.14	30.00	48.32	775.46
686995691	Property Owner	City Services	15437 SODIUM ST	697.14	30.00	48.32	775.46
687280690	Property Owner	City Services	15441 SODIUM ST	697.14	30.00	48.32	775.46
688986875	Property Owner	City Services	15430 RADIUM ST NW	697.14	30.00	48.32	775.46
704292051	Property Owner	City Services	14617 Olivine St Nw	697.14	30.00	48.32	775.46
714419068	Property Owner	City Services	14221 Xenon St Nw	697.14	30.00	48.32	775.46
718590	Property Owner	City Services	5410 144TH WAY NW	697.14	30.00	48.32	775.46
718944	Property Owner	City Services	13881 IRONSTONE TRL NW	697.14	30.00	48.32	775.46
722311	Property Owner	City Services	5870 142ND AVE NW	697.14	30.00	48.32	775.46
726447	Property Owner	City Services	13895 Ironstone Trl Nw	697.14	30.00	48.32	775.46
727314	Property Owner	City Services	5535 149TH LN NW	697.14	30.00	48.32	775.46
727353	Property Owner	City Services	15143 HELIUM ST NW	697.14	30.00	48.32	775.46
727427	Property Owner	City Services	5441 145TH AVE NW	697.14	30.00	48.32	775.46
728253	Property Owner	City Services	13946 Ironstone Ter Nw	697.14	30.00	48.32	775.46
728530	Property Owner	City Services	6930 137TH LN NW	697.14	30.00	48.32	775.46
728784	Property Owner	City Services	7340 146TH AVE NW	697.14	30.00	48.32	775.46
728789	Property Owner	City Services	7040 137TH LN NW	697.14	30.00	48.32	775.46
730952	Property Owner	City Services	14881 OLIVINE ST NW	697.14	30.00	48.32	775.46
731205	Property Owner	City Services	14656 ARGON ST NW	697.14	30.00	48.32	775.46
731350	Property Owner	City Services	7235 E RAMSEY PKWY	697.14	30.00	48.32	775.46
726269	Property Owner	City Services	7801 148TH LN NW	697.55	30.00	48.35	775.90
731180	Property Owner	City Services	14640 HEMATITE ST NW	700.03	30.00	48.52	778.55
731699	Property Owner	City Services	14700 HELIUM ST NW	700.32	30.00	48.54	778.86

Account No.	Account Name	Description	Property Address	Delinquent Amount	Admin Fee	Interest (5.50%)	Total Subject to Certification
724240	Property Owner	City Services	4881 142ND LN NW	707.20	30.00	49.02	786.22
718505	Property Owner	City Services	5041 143RD LN NW	709.85	30.00	49.20	789.05
721099	Property Owner	City Services	15210 Germanium St Nw	709.85	30.00	49.20	789.05
725327	Property Owner	City Services	15473 RADIUM ST NW	710.02	30.00	49.22	789.24
718276	Property Owner	City Services	4965 155TH LN NW	710.45	30.00	49.24	789.69
729283	Property Owner	City Services	7303 E RAMSEY PKWY	713.20	30.00	49.44	792.64
720871	Property Owner	City Services	7809 148TH LN NW	716.21	30.00	49.64	795.85
15601245	Property Owner	City Services	14330 TUNGSTEN ST NW	719.39	30.00	49.86	799.25
718887	Property Owner	City Services	7263 148TH LN NW	719.39	30.00	49.86	799.25
726171	Property Owner	City Services	13923 Ironstone Ter Nw	722.57	30.00	50.08	802.65
664650189	Property Owner	City Services	14281 XKIMO ST NW	725.75	30.00	50.31	806.06
674477357	Property Owner	City Services	15600 XKIMO CT NW	728.36	30.00	50.49	808.85
728714	Property Owner	City Services	14643 HELIUM ST NW	728.93	30.00	50.53	809.46
730580	Property Owner	City Services	13671 Garnet St Nw	732.21	30.00	50.75	812.96
483753338	Property Owner	City Services	14950 ZUNI ST NW	738.76	30.00	51.21	819.97
724013	Property Owner	City Services	14058 DYSPROSIUM ST NW	740.67	30.00	51.34	822.01
12661013	Property Owner	City Services	14340 TUNGSTEN ST NW	741.95	30.00	51.43	823.38
483466061	Property Owner	City Services	14411 RADIUM ST NW	742.04	30.00	51.43	823.47
724349	Property Owner	City Services	14361 POTASSIUM ST NW	743.06	30.00	51.51	824.57
614755957	Property Owner	City Services	7600 163RD LANE NW	744.82	30.00	51.63	826.45
729296	Property Owner	City Services	15220 TONTO ST NW	748.60	30.00	51.89	830.49
422874913	Property Owner	City Services	15111 TONTO ST NW	751.68	30.00	52.10	833.78
655531873	Property Owner	City Services	14292 TUNGSTEN WAY NW	751.78	30.00	52.11	833.89
644258397	Property Owner	City Services	14150 DYSPROSIUM ST NW	752.72	30.00	52.17	834.89
671156957	Property Owner	City Services	14671 ARGON ST NW	755.15	30.00	52.34	837.49
725134	Property Owner	City Services	14671 HELIUM ST NW	758.72	30.00	52.59	841.31
616598	Property Owner	City Services	14143 ARGON ST NW	760.07	30.00	52.68	842.75
458263652	Property Owner	City Services	14532 Krypton St Nw	760.63	30.00	52.72	843.35
492588120	Property Owner	City Services	15211 URANIUM ST NW	761.71	30.00	52.80	844.51
719427	Property Owner	City Services	5324 142ND LN NW	763.55	30.00	52.93	846.48
724385	Property Owner	City Services	15429 Iodine St Nw	767.34	30.00	53.19	850.53
731537	Property Owner	City Services	15759 Neon St Nw	770.65	30.00	53.42	854.07
731795	Property Owner	City Services	13885 IRONSTONE TRL NW	771.40	30.00	53.47	854.87
714596885	Property Owner	City Services	14200 XENON ST	773.98	30.00	53.65	857.63
729284	Property Owner	City Services	14270 URANIUM ST NW	774.82	30.00	53.71	858.53
722974	Property Owner	City Services	7850 149TH AVE NW	777.50	30.00	53.89	861.39
718302	Property Owner	City Services	15396 VANADIUM ST NW	779.45	30.00	54.03	863.48
725523	Property Owner	City Services	6991 137TH LN NW	779.64	30.00	54.04	863.68
729814	Property Owner	City Services	9539 Hwy 10 Nw	782.61	30.00	54.25	866.86

Account No.	Account Name	Description	Property Address	Delinquent Amount	Admin Fee	Interest (5.50%)	Total Subject to Certification
719145	Property Owner	City Services	15603 Iodone St Nw	783.78	30.00	54.33	868.11
724911	Property Owner	City Services	5388 141ST AVE NW	783.95	30.00	54.34	868.29
400257680	Property Owner	City Services	6001 144TH LN NW	790.25	30.00	54.78	875.03
726316	Property Owner	City Services	14781 GERMANIUM ST NW	792.56	30.00	54.94	877.50
279369	Property Owner	City Services	14844 WACO ST NW	797.62	30.00	55.29	882.91
719797	Property Owner	City Services	6981 137TH LN NW	799.25	30.00	55.40	884.65
406276984	Property Owner	City Services	7029 HWY 10 NW	800.04	30.00	55.45	885.49
728809	Property Owner	City Services	7675 147TH TER NW	803.33	30.00	55.68	889.01
730213	Property Owner	City Services	14971 RABBIT ST NW	804.23	30.00	55.75	889.98
728580	Property Owner	City Services	5815 158TH AVE NW	806.71	30.00	55.92	892.63
730610	Property Owner	City Services	6190 144TH LN NW	806.93	30.00	55.93	892.86
714055984	Property Owner	City Services	5420 144TH WAY NW	811.46	30.00	56.25	897.71
613511633	Property Owner	City Services	14751 XKIMO ST NW	813.56	30.00	56.39	899.95
719238	Property Owner	City Services	7266 149TH AVE NW	813.67	30.00	56.40	900.07
722933	Property Owner	City Services	14568 WACO ST NW	817.56	30.00	56.67	904.23
723120	Property Owner	City Services	5251 149TH LN NW	833.30	30.00	57.76	921.06
727101	Property Owner	City Services	14433 Iodine St Nw	837.08	30.00	58.02	925.10
383621341	Property Owner	City Services	6160 144TH LN NW	844.28	30.00	58.52	932.80
718886	Property Owner	City Services	7271 148TH LN NW	848.34	30.00	58.80	937.14
719231	Property Owner	City Services	5981 144TH LN NW	849.22	30.00	58.86	938.08
727159	Property Owner	City Services	5145 149TH LN NW	853.25	30.00	59.14	942.39
620856544	Property Owner	City Services	5231 148TH AVE NW	865.05	30.00	59.96	955.01
724786	Property Owner	City Services	14700 Fluorine St Nw	867.03	30.00	60.10	957.13
724180	Property Owner	City Services	15423 IODINE ST NW	867.67	30.00	60.14	957.81
728207	Property Owner	City Services	15795 OSMIUM ST NW	877.18	30.00	60.80	967.98
668134792	Property Owner	City Services	14412 IODINE ST NW	882.69	30.00	61.18	973.87
732908	Property Owner	City Services	6841 137th Ln Nw	887.03	30.00	61.48	978.51
728947	Property Owner	City Services	14183 NEON ST NW	889.61	30.00	61.66	981.27
720009	Property Owner	City Services	16212 LITHIUM CT NW	890.63	30.00	61.73	982.36
720602	Property Owner	City Services	5941 143RD LN NW	890.64	30.00	61.73	982.37
704226711	Property Owner	City Services	5991 146TH AVE NW	908.18	30.00	62.95	1,001.13
718795	Property Owner	City Services	16718 LIMONITE ST NW	924.5	30.00	64.08	1,018.58
674018518	Property Owner	City Services	15539 Iodine Ct Nw	927.35	30.00	64.28	1,021.63
731256	Property Owner	City Services	14190 VANADIUM ST NW	934.86	30.00	64.80	1,029.66
636283628	Property Owner	City Services	15331 WACO CT NW	943.27	30.00	65.38	1,038.65
703426665	Property Owner	City Services	15291 URANIUM ST NW	943.28	30.00	65.38	1,038.66
925859	Property Owner	City Services	14771 FLUORINE ST NW	944.64	30.00	65.48	1,040.12
719881	Property Owner	City Services	14866 OLIVINE ST NW	944.64	30.00	65.48	1,040.12
729894	Property Owner	City Services	14233 XKIMO ST NW	944.64	30.00	65.48	1,040.12

Account No.	Account Name	Description	Property Address	Delinquent Amount	Admin Fee	Interest (5.50%)	Total Subject to Certification
729294	Property Owner	City Services	15240 Germanium St Nw	952.47	30.00	66.02	1,048.49
720416	Property Owner	City Services	5821 Sunwood Dr Nw	964.32	30.00	66.84	1,061.16
730366	Property Owner	City Services	14884 WACO ST NW	977.06	30.00	67.72	1,074.78
727415	Property Owner	City Services	14729 Krypton St Nw	989.86	30.00	68.61	1,088.47
722893	Property Owner	City Services	5739 152 WAY NW	992.28	30.00	68.78	1,091.06
731477	Property Owner	City Services	9525 156TH AVE NW	1026.52	30.00	71.15	1,127.67
660192154	Property Owner	City Services	5260 149TH LN NW	1027.14	30.00	71.20	1,128.34
722353	Property Owner	City Services	14705 QUICKSILVER ST	1027.14	30.00	71.20	1,128.34
453404808	Property Owner	City Services	5811 157TH LN NW	1043.43	30.00	72.33	1,145.76
723875	Property Owner	City Services	7221 167TH TER NW	1055.68	30.00	73.17	1,158.85
496329287	Property Owner	City Services	15200 Germanium St Nw	1056.65	30.00	73.24	1,159.89
721499	Property Owner	City Services	6200 145TH LN NW	1060.17	30.00	73.49	1,163.66
727902	Property Owner	City Services	5713 160TH LN NW	1063.16	30.00	73.69	1,166.85
718401	Property Owner	City Services	7070 148th Ave Nw	1074.44	30.00	74.47	1,178.91
414754675	Property Owner	City Services	5601 146TH AVE NW	1094.4	30.00	75.86	1,200.26
705353699	Property Owner	City Services	14211 VANADIUM ST NW	1108.19	30.00	76.81	1,215.00
633699046	Property Owner	City Services	15774 Neon St Nw	1115.7	30.00	77.33	1,223.03
665908786	Property Owner	City Services	14400 Iodine St Nw	1127.86	30.00	78.18	1,236.04
730550	Property Owner	City Services	5970 142ND AVE NW	1129.17	30.00	78.27	1,237.44
718685	Property Owner	City Services	16710 LIMONITE ST NW	1129.56	30.00	78.30	1,237.86
728202	Property Owner	City Services	14645 ARGON ST NW	1130.84	30.00	78.38	1,239.22
718562	Property Owner	City Services	6174 146th Ave Nw	1133.71	30.00	78.58	1,242.29
731426	Property Owner	City Services	15031 SNOWY OWL STREET NW	1134.45	30.00	78.63	1,243.08
719818	Property Owner	City Services	5770 162ND LN NW	1137.78	30.00	78.87	1,246.65
1321918	Property Owner	City Services	14880 ZUNI ST NW	1148.96	30.00	79.64	1,258.60
729338	Property Owner	City Services	7674 147TH LN NW	1160.71	30.00	80.45	1,271.16
724436	Property Owner	City Services	15770 KRYPTON CT NW	1184.44	30.00	82.10	1,296.54
386213765	Property Owner	City Services	7435 HWY 10 NW	1198.68	30.00	83.09	1,311.77
492505827	Property Owner	City Services	5521 144TH AVENUE NW	1215.91	30.00	84.28	1,330.19
732053	Property Owner	City Services	6940 169th Ln Nw	1218.73	30.00	84.48	1,333.21
718377	Property Owner	City Services	14777 XKIMO ST NW	1232.46	30.00	85.43	1,347.89
425486525	Property Owner	City Services	7051 137th Ave Nw	1233.95	30.00	85.53	1,349.48
15131203	Property Owner	City Services	14320 TUNGSTEN ST NW	1235.21	30.00	85.62	1,350.83
730624	Property Owner	City Services	7518 160TH AVENUE NW	1245.85	30.00	86.36	1,362.21
720353	Property Owner	City Services	5960 144TH CIR NW	1289.61	30.00	89.39	1,409.00
705131998	Property Owner	City Services	15491 YAKIMA CT S	1294.25	30.00	89.71	1,413.96
726033	Property Owner	City Services	14550 IODINE ST NW	1303.98	30.00	90.39	1,424.37
675624428	Property Owner	City Services	6855 148TH LN NW	1316.73	30.00	91.27	1,438.00
732569	Property Owner	City Services	14128 ARGON ST NW	1322.43	30.00	91.66	1,444.09

Account No.	Account Name	Description	Property Address	Delinquent Amount	Admin Fee	Interest (5.50%)	Total Subject to Certification
731805	Property Owner	City Services	6985 168TH LANE NW	1330.21	30.00	92.20	1,452.41
728648	Property Owner	City Services	16071 SAPPHIRE ST NW	1351.36	30.00	93.67	1,475.03
728633	Property Owner	City Services	14690 HEMATITE ST NW	1353.46	30.00	93.82	1,477.28
724305	Property Owner	City Services	15490 XKIMO ST	1375.18	30.00	95.32	1,500.50
733483	Property Owner	City Services	14191 EBONY ST NW	1398.53	30.00	96.94	1,525.47
674033735	Property Owner	City Services	6220 152ND AVE NW	1404.26	30.00	97.34	1,531.60
722700	Property Owner	City Services	15840 Osmium St Nw	1422.45	30.00	98.60	1,551.05
727270	Property Owner	City Services	15340 XKIMO ST NW	1457.44	30.00	101.02	1,588.46
719752	Property Owner	City Services	14721 Potassium St Nw	1471.52	30.00	102.00	1,603.52
729102	Property Owner	City Services	15236 Germanium Cir Nw	1490.68	30.00	103.33	1,624.01
718613	Property Owner	City Services	14635 SODIUM ST NW	1496.13	30.00	103.70	1,629.83
673670027	Property Owner	City Services	15386 KRYPTON ST NW	1521.07	30.00	105.43	1,656.50
724274	Property Owner	City Services	5962 151ST LN NW	1522.14	30.00	105.51	1,657.65
721259	Property Owner	City Services	7050 137th Ave Nw	1525.63	30.00	105.75	1,661.38
422439531	Property Owner	City Services	7031 147TH LN NW	1541.85	30.00	106.87	1,678.72
727457	Property Owner	City Services	13640 HEMATITE CIR NW	1557.76	30.00	107.98	1,695.74
668488991	Property Owner	City Services	5443 145TH AVE NW	1562.54	30.00	108.31	1,700.85
732563	Property Owner	City Services	5695 160TH LN NW	1630.99	30.00	113.05	1,774.04
722177	Property Owner	City Services	5641 146th Ave Nw	1674.75	30.00	116.09	1,820.84
729975	Property Owner	City Services	16054 SAPPHIRE ST NW	1692.97	30.00	117.35	1,840.32
729216	Property Owner	City Services	6750 HWY 10 NW	1707.06	30.00	118.32	1,855.38
650528156	Property Owner	City Services	14760 Potassium St Nw	1735.5	30.00	120.30	1,885.80
726326	Property Owner	City Services	9619 Hwy 10 Nw	1737.64	30.00	120.44	1,888.08
722418	Property Owner	City Services	6821 147th Ave Nw	1932.81	30.00	133.97	2,096.78
494614209	Property Owner	City Services	6501 MCKINLEY AVE NW	2201.98	30.00	152.63	2,384.61
730422	Property Owner	City Services	14670 SODIUM ST NW	2840.05	30.00	196.86	3,066.91
732170	Property Owner	City Services	6135-A RIVLYN AVE NW	3649.22	30.00	252.95	3,932.17
				291,318.97	25,380.00	20,193.33	336,892.30
29597	Property Owner	Citation 0119	6230 167th Ave NW	75	30	5.2	110.2
29018	Property Owner	Citation 0074	5431 164th Lane NW	75	30	5.2	110.2
29915	Property Owner	Citation 0091	5431 164th Lane NW	250		17.33	267.33
30011	Property Owner	Citation 0095	5431 164th Lane NW	500		34.66	534.66
29772	Property Owner	Citation 0083	15759 Neon St NW	75	30	5.2	110.2
29841	Property Owner	Citation 0085	15759 Neon St NW	250		17.33	267.33
29022	Property Owner	Citation 0072	15959 Ebony St NW	250	30	17.33	297.33
29598	Property Owner	Citation 0080	15230 Uranimite St.	75	30	5.2	110.2
29721	Property Owner	Citation 0081	15230 Uranimite St.	250		17.33	267.33
29017	Property Owner	Citation 0067	14950 Peridot St NW	250	30	17.33	297.33

Account No.	Account Name	Description	Property Address	Delinquent Amount	Admin Fee	Interest (5.50%)	Total Subject to Certification
29910	Property Owner	Citation 0087	15443 Ramsey Blvd NW	75	30	5.2	110.2
29917	Property Owner	Citation 0090	15443 Ramsey Blvd NW	250		17.33	267.33
30018	Property Owner	Citation 0097	15331 Krypton St NW	250	30	17.33	297.33
29572	Property Owner	Citation 0116	15386 Krypton St NW	75	30	5.2	110.2
29588	Property Owner	Citation 0120	15386 Krypton St NW	250		17.33	267.33
29579	Property Owner	Citations 0118	5650 149th Lane NW	75	30	5.2	110.2
29600	Property Owner	Citations 0121	5650 149th Lane NW	250		17.33	267.33
29766	Property Owner	Abatement	5650 149th Lane NW	3731.25		258.63	3989.88
29842	Property Owner	Abatement	5650 149th Lane NW	3631.25		251.7	3882.95
29914	Property Owner	Citations 0088	5650 149th Lane NW	75		5.2	80.2
29997	Property Owner	Citations 0092	5650 149th Lane NW	250		17.33	267.33
30017	Property Owner	Citations 0098	5650 149th Lane NW	500		34.66	534.66
29186	Property Owner	Citation 0078	7809 148th Lane NW	250	30	17.33	297.33
29361	Property Owner	Citation 0079	7809 148th Lane NW	250		17.33	267.33
29183	Property Owner	Citation 0077	14760 Bowers Dr NW	250	30	17.33	297.33
30008	Property Owner	Citation 0099	14760 Bowers Dr NW	75	0	5.2	80.2
30116	Property Owner	Citation 0127	14760 Bowers Dr NW	250	0	17.33	267.33
29019	Property Owner	Citation 0104	14021 Magnesium St NW	75	30	5.2	110.2
				12612.5	390	874.27	13876.77

Meeting Date: 09/27/2022

By: Diana Lund, Finance

Information

Title:

Adopt Resolution 22-225 Adopting Proposed 2023 Payable Tax Levies (General, Pavement Management, EDA and Debt Service) & Schedule Public Hearing for December 13, 2022; Adopt Resolution #22-226 Adopting Proposed 2023 General Fund Budget and Resolution #22-227 Adopting Proposed 2023 EDA Budget.

Purpose/Background:

Purpose: Each taxing authority must certify its proposed preliminary property tax levies for payable 2023 to the County Auditor by September 30, 2022.

A budget/levy slide presentation will be provided that will outline the city's proposed 2023 levies and General Fund Budget.

The city held several worksessions on the proposed 2023 preliminary budget and related levies, with the last worksession, prior to preliminary adoption, being held on September 13, 2022.

Proposed 2023 Payable Tax Levy:

Proposed Tax Levies:

General Fund Levy:	\$ 13,145,820
Pavement Management Fund Levy (Included in General Levy)	\$ 1,756,889
EDA Levy (Included in General Levy)	\$ 82,610
Debt Service Levy: CIP Bond (Municipal Center) (Being Requested)	\$ 1,103,900
Debt Service Levy - CIP Bond (Fire Station #2)	\$ 281,623
Debt Service Levy - 2013 Equipment Certificates	\$ 75,705
Debt Service Levy - 2014 Equipment Certificates	\$ 104,438
Debt Service Levy - CIP Bond (Public Works Campus)	\$ 127,276
2015 Reconstruction Debt - Garnet Street & Overlays	\$ 114,668
2016 Reconstruction Debt - Andrie & Overlays	\$ 151,108
2017 Reconstruction Debt - Sunwood Drive & Alpine	\$ 94,558
2018 Reconstruction Debt - River's Bend & Stanhope Terrace	\$ 108,043
2022 Reconstruction Debt - \$12M of additional Road Projects	\$ 1,145,607
Total Proposed Levy - 2023	\$ 18,292,245

Based upon the proposed levy, the City's estimated tax rate is projected to decrease in 2023 from 42.238% (2022) to 40.562% subject to final property and tax calculations by the County. The attached resolution, as it is presented, reflects a levy of \$18,292,245. The proposed levy for 2023 reflects a \$2,979,389 (19.46% increase) over the adopted levy in 2022 of \$15,312,856.

The levy increase of \$2,979,389 has the following contributing factors:

1. Pavement Management (Street Reconstructions & Overlays) - **\$1,229,269** of levy increase
a. There are over \$37 million of Pavement Management projects included in the city's proposed 2023-2032 Capital Improvement Plan (CIP).

b. Designating an annual pavement management levy (5% annual increase) - \$83,662 increase for 2023.

c. Issuance of Reconstruction Debt at end of 2022 in the amount of approx. \$12 million.

Annual debt service levy of \$1,145,607 for the next 15 years. The calling for a the required public hearing in regards to this issue was included on the consent section of September 27, 2022 agenda which is to call for a public hearing to be held on October 11, 2022,

2. Additional Personnel Requests - New positions, reclassifications and additional hours - **\$231,474**
Personnel additions of a full-time Patrol Officer, full-time Engineering Tech II, part-time Community Service Officer, current part-time Recreation Specialist to full-time, Reclass Police Records Tech to Data Analyst, reclass Engineering Tech II to Engineering Tech II and increase of 1.5 hours a week for Permit Tech

3. **\$914,558** of increase is related to non-budgeted positions added during 2022 year: HR Specialist, Fire Captain of Administration, Building Inspector and Street Maintenance Worker; 3% Cost of Living Adjustments (COLA), steps, Pera, Workers Comp and health insurance costs (approx 9% increase).

4. **\$309,640** Increase debt service levy (excluding 2022 Reconstruction Debt noted above). \$300,000 of Municipal Center Debt was funded with internal debt service funds in 2022.

5. **\$287,198**: Combination of several budget line items. Largest Gas & Diesel: \$94,000.

6. EDA Levy: **\$7,250** increase.

2023 Proposed General Fund Budget: \$17,027,353 (\$14,492,640 - Year 2022)

2023 Proposed EDA Budget: \$87,610 (\$85,360 - 2022).

All EDA and General Fund documents are included together, as the EDA levy calculates into the total general levy calculation of the city and thus accounts for the several motions listed below.

While the proposed levy can always be reduced, it cannot be increased without "higher" level approval through an appeals process. Until the budget and levy is formally adopted on December 13, 2022, there will be budget worksessions to continue discussions on the Proposed 2023 General Fund Budget and 2023 Proposed Levies.

The proposed levy must be certified to Anoka County by Friday, September 30, 2022. Therefore, the Council must make a decision prior to that date in regard to the amount of this levy. If the proposed levy is not passed for any reason, the adopted 2022 levy (\$15,312,856) will be certified as the city's payable 2023 levy.

Schedule Budget Public Hearing Date:

The Truth-in-Taxation (TNT) law was changed in 2009. The City is no longer required to hold a special TNT hearing or to publish a notice of the TNT hearing. In lieu of the eliminated formal TNT hearing, the City is required to hold a regularly scheduled meeting at which the budget and levy will be discussed. The City may adopt the budget and levy immediately following. The public meeting must be held between November 25 and December 30 and held after 6:00 P.M.

Staff is recommending that the public meeting be held at its regularly scheduled meeting of December 13, 2022, with adoption of the 2023 General Fund Budget and levy to immediately follow.

The public meeting date must be certified to Anoka County by Friday, September 30, 2022, therefore, the City Council must make a decision as to the date selected for the 2023 payable public meeting at tonight's meeting, unless a special meeting is called.

Time Frame/Observations/Alternatives:

1. Adopt Total Preliminary Levy of \$18,292,245
2. Adopt Total Preliminary Levy of \$ _____ based on discussion.
3. Retain Levy at 2022 Final Levy Adoption of \$15,312,856.

Recommendation:

Staff recommends Option #1 above based on much discussions at City Council budget worksessions with the possibility of reductions to the preliminary levy prior to City Council adoption of the final levy on December 13, 2022 and to schedule the City of Ramsey's budget/levy public meeting on Tuesday, December 13, 2022 at 7:00 P.M.

Outcome/Action:

Motion to recommend Council **Adopt Resolution #22-225** Approving the Proposed 2022, Payable 2023 Tax Levy in the amount of \$18,292,245 and to schedule the City of Ramsey's budget/levy public meeting on Tuesday, December 13, 2022 at 7:00 p.m and **Adopt Resolution #22-226** Adopting Proposed 2023 General Fund Budget and Resolution **Adopt Resolution #22-227** Adopting Proposed 2023 EDA Budget..

Attachments

- Reso #22-225 Adopting Proposed 2023 Payable Tax Levy
2023 Preliminary General Fund Budget
 - Reso #22-226 Adopting Proposed 2023 General Fund Budget
2023 Preliminary EDA Budget
 - Reso #22-227 Adopting Proposed 2023 EDA Budget
Effect on Taxpayers with 2023 Preliminary Levy
-

Form Review

Inbox	Reviewed By	Date
Brian Hagen	Brian Hagen	09/22/2022 11:31 AM
Form Started By: Diana Lund		Started On: 08/30/2022 01:20 PM
Final Approval Date: 09/22/2022		

Councilmember introduced the following resolution and moved for its adoption:

RESOLUTION #22-225

RESOLUTION APPROVING THE PROPOSED 2022, PAYABLE 2023 TAX LEVY AND SCHEDULE BUDGET PUBLIC MEETING DATE

NOW THEREFORE, BE IT RESOLVED BY THE CITY COUNCIL OF THE CITY OF RAMSEY, COUNTY OF ANOKA, STATE OF MINNESOTA, as follows:

- 1) That the following proposed levies for certified 2022, payable 2023, be levied upon the taxable property in said City of Ramsey, Anoka County, State of Minnesota for the following purposes:

GENERAL LEVY

Fund 101: General Fund - General Operations

Fiscal Disparity Transfer - as estimated	\$ 2,178,683
Collected as Pavement Management Levy	1,756,889
Collected as Property Tax EDA Levy	82,610
Collected as Property Tax General Levy	10,967,137

\$14,985,319

DEBT SERVICE LEVY

CIP Bond – Municipal Center	1,103,900
CIP Bond – Fire Station #2	281,623
2013 Equipment Certificates	75,705
2015 GO Road Improvement Bonds	114,668
2014 Equipment Certificates	104,438
2016 GO Road Improvement Bonds	151,108
2017 GO Road Improvement Bonds	94,558
2018 GO Road Improvement Bonds	108,043
2020 CIP Bond – Public Works Campus	127,276
2022 GO Road Improvement Bonds	1,145,607 Estimated

3,306,926

TOTAL PROPOSED LEVIES

\$ 18,292,245

- 1) That the City of Ramsey will not be levying the \$337,205 related to the \$3,090,000 GO Refunding Bond, Series 2011B, as per Joint Powers Agreement with Anoka County. Anoka County is required to pay directly to the City, this debt service amount.
- 2) That the City of Ramsey will not be levying the \$1,159,095 (105% of debt service) related to the 2012 GO Capital Improvement Plan Refunding Bonds for the Municipal Center.

- 3) That the City of Ramsey's 2021 Public Budget Meeting for 2023 Payable is scheduled for Tuesday, December 13, 2022 at 7:00 p.m.
- 4) That the Finance Director be directed to transmit a certified copy of this resolution to the Anoka County Auditor's Office on or before Friday, September 30, 2022.

The motion for the adoption of the foregoing resolution was duly seconded by Councilmember and upon vote being taken thereon, the following voted in favor thereof:

and the following voted against the same:

and the following abstained:

the following were absent:

Whereupon said resolution was declared duly passed and adopted by the Ramsey City Council this 27th day of September, 2022.

Mayor

ATTEST:

City Clerk

9/13/22

GENERAL FUND 101 - BUDGET SUMMARY

REVENUES

	-2018 Actual-	-2019 Actual-	-2020 Actual-	-2021 Actual-	-2022 Adopted-	-2023 Requested-	% of Budget
TAXES	9,361,993	9,902,004	10,577,806	11,184,493	11,655,590	13,088,820	76.87%
LICENSES AND PERMITS	1,031,944	901,222	850,504	917,645	688,900	699,400	4.11%
INTERGOVERNMENTAL REVENUES	418,106	442,366	2,497,148	513,730	474,300	696,700	4.09%
CHARGES FOR SERVICES	815,127	790,112	731,187	760,740	589,300	622,300	3.65%
FINES AND FORFEITS	46,651	49,479	34,735	51,153	45,000	50,000	0.29%
MISCELLANEOUS	21,873	16,637	12,861	29,201	15,750	15,750	0.09%
INVESTMENT EARNINGS	104,401	174,930	185,750	(29,897)	50,000	25,000	0.15%
OTHER FINANCING SOURCES	936,450	953,354	766,049	1,321,201	973,800	1,829,383	10.74%
TOTAL REVENUES	12,736,544	13,230,103	15,656,038	14,748,266	14,492,640	17,027,353	100.00%

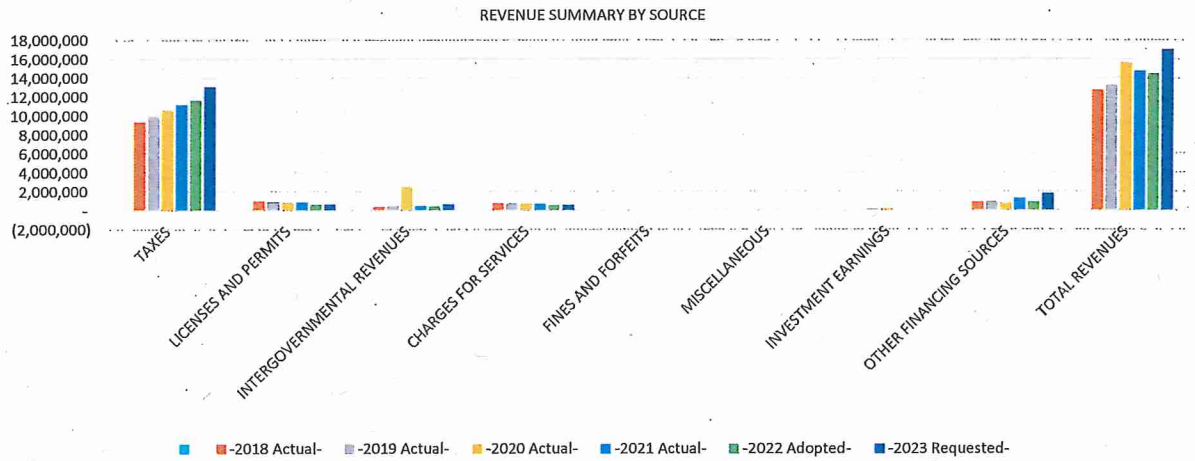
EXPENDITURES

	-2018 Actual-	-2019 Actual-	-2020 Actual-	-2021 Actual-	-2022 Adopted-	-2023 Requested-	% of Budget
GENERAL GOVERNMENT	3,291,647	3,468,059	3,390,435	3,540,820	3,988,041	4,203,044	24.68%
PUBLIC SAFETY	5,103,105	5,511,745	6,112,194	6,526,621	6,659,902	8,166,229	47.96%
PUBLIC WORKS	2,005,042	2,047,054	2,009,196	2,393,459	2,229,499	2,871,571	16.86%
PARKS AND RECREATION	1,302,547	1,303,410	1,418,871	1,481,802	1,483,825	1,661,536	9.76%
MISCELLANEOUS/CONTINGENCY	705,685	637,670	1,875,063	474,396	131,373	124,973	0.73%
TOTAL EXPENDITURES	12,408,025	12,967,938	14,805,758	14,417,097	14,492,640	17,027,353	100.00%

GENERAL FUND 101 - REVENUE SUMMARY	-2018 Actual-	-2019 Actual-	-2020 Actual-	-2021 Actual-	-2022 Adopted-	-2023 Requested-
TAXES	9,361,993	9,902,004	10,577,806	11,184,493	11,655,590	13,088,820
LICENSES AND PERMITS	1,031,944	901,222	850,504	917,645	688,900	699,400
INTERGOVERNMENTAL REVENUES	418,106	442,366	2,497,148	513,730	474,300	696,700
CHARGES FOR SERVICES	815,127	790,112	731,187	760,740	589,300	622,300
FINES AND FORFEITS	46,651	49,479	34,735	51,153	45,000	50,000
MISCELLANEOUS	21,873	16,637	12,861	29,201	15,750	15,750
INVESTMENT EARNINGS	104,401	174,930	185,750	(29,897)	50,000	25,000
OTHER FINANCING SOURCES	936,450	953,354	766,049	1,321,201	973,800	1,829,383
TOTAL REVENUES	12,736,544	13,230,103	15,656,038	14,748,266	14,492,640	17,027,353

HISTORICAL LEVY AMOUNTS

2018 LEVY	\$ 9,395,242	8.36%
2019 LEVY	\$ 9,972,432	6.14%
2020 LEVY	\$ 10,670,932	7.00%
2021 LEVY	\$ 11,060,589	3.65%
2022 LEVY	\$ 11,712,590	5.89%
2023 LEVY	\$ 13,145,820	12.24%



GENERAL FUND 101 - REVENUE BY SOURCE	-2018 Actual-	-2019 Actual-	-2020 Actual-	-2021 Actual-	-2022 Adopted-	-2023 Requested-
TAXES						
4011 CURRENT-AD VALOREM TAXES	7,821,806	8,383,643	8,929,345	9,415,148	10,212,590	11,570,820
401A CURRENT-UNCOLLECTED ALLOWANCE		-	-	-	(100,000)	(100,000)
4012 DELINQUENT-AD VALOREM TAXES	57,625	37,958	39,951	112,159	40,000	40,000
4014 FISCAL DISPARITIES	1,472,625	1,477,121	1,607,454	1,645,441	1,500,000	1,575,000
4015 EXCESS TAX INCREMENTS	16	179	-	-	-	-
4018 PENALTY/INT-AD VALOREM TAXES	9,921	3,104	1,056	11,745	3,000	3,000
TAXES Total	9,361,993	9,902,004	10,577,806	11,184,493	11,655,590	13,088,820
LICENSES AND PERMITS						
- BUSINESS LICENSES/PERMITS						
4140 CREDIT CARD PROCESSING FEES	(11,494)	(5,960)	(2,032)	(2,994)	(4,000)	(4,000)
4155 LIQUOR-ON SALE	55,500	48,740	49,348	47,360	50,000	50,000
4156 LIQUOR-OFF SALE	740	-	-	-	-	-
4159 MECHANICAL LICENSE	12,200	14,300	13,550	13,850	12,000	13,000
4163 PAWNSHOP LICENSE	5,891	9,868	4,250	4,250	4,000	4,000
4164 CIGARETTE SALES LICENSE	550	3,050	3,050	3,700	3,000	3,000
4165 REFUSE HAULERS LICENSE	200	450	350	350	400	400
4168 PEDDLERS LICENSE	2,535	2,820	1,910	6,500	4,000	5,000
4170 OTHER BUSINESS LICENSES & PERM	1,125	2,180	2,080	1,360	2,000	2,000
4171 INVESTIGATIVE FEES	414	3,451	1,906	2,684	2,000	2,000
- NON-BUSINESS LICENSES/PERMITS						
4205 BUILDING PERMIT	626,166	577,644	522,922	566,419	400,000	400,000
4206 PLUMBING PERMIT	64,517	46,218	39,175	52,806	40,000	40,000
4207 ANIMAL LICENSE	2,590	1,250	1,110	1,930	-	-
4208 HEATING PERMIT	96,141	53,963	62,471	69,045	50,000	50,000
4209 CONDITIONAL USE PERMIT	3,006	8,750	6,864	8,450	8,000	8,000
4211 SIGN PERMITS	2,101	2,625	2,155	1,550	2,500	2,000
4212 RENTAL LICENSE	6,275	1,525	10,700	5,135	3,000	4,000
4213 FIRE PERMIT	10,160	8,386	10,963	7,550	10,000	10,000
4214 ELECTRICAL INSPECTION PERMIT	100,338	92,148	85,140	90,306	70,000	80,000
4220 SEPTIC SYSTEM PERMIT	32,409	21,159	22,920	21,310	20,000	15,000
4221 URBAN SEWER PERMIT	8,855	2,850	4,408	4,350	5,000	5,000
4222 URBAN WATER PERMIT	8,855	3,525	5,138	5,050	5,000	5,000
4230 OTHER NON-BUSINESS LIC & PERM	2,870	2,280	2,125	6,685	2,000	5,000
LICENSES AND PERMITS Total	1,031,944	901,222	850,504	917,645	688,900	699,400
INTERGOVERNMENTAL REVENUES						
- FEDERAL INTERGOVERNMENTAL						
4253 FEDERAL EXCISE TAX REFUND	8,409	8,863	9,432	9,310	9,000	9,200
4252 FEDERAL GRANTS	-	-	-	-	-	-
- STATE INTERGOVERNMENTAL						
4255 FEDERAL CARES ACT	-	-	2,050,863	-	-	-
4263 MARKET VALUE HOMESTEAD CREDIT	2,902	2,689	2,834	2,963	-	-
4268 MSA FOR STREETS	140,000	150,000	150,000	180,000	200,000	210,000
4269 POLICE - INSURANCE PREMIUM TAX	207,352	228,225	241,001	248,199	230,000	240,000
4271 POST BOARD REIMBURSEMENT	22,968	23,860	24,464	27,820	20,000	20,000
4272 STATE EXCISE TAX REFUND	337	364	522	571	300	500
4273 OTHER STATE GRANTS & AIDS	36,139	28,365	17,282	28,867	15,000	217,000
- LOCAL INTERGOVERNMENTAL						
4287 OTHER LOCAL GOVERNMENT GRANTS	-	-	750	16,000	-	-
INTERGOVERNMENTAL REVENUES Total	418,106	442,366	2,497,148	513,730	474,300	696,700

CHARGES FOR SERVICES							
4304	RENTAL FEES - REAL PROPERTY	149,819	153,799	155,808	156,109	130,000	135,000
4305	RENTAL FEES	9,739	11,042	4,804	12,224	12,000	12,000
4306	ZONING & SUBDIVISION FEES	3,739	2,082	1,130	2,585	1,000	2,000
4307	PLAN CHECKING FEES	296,301	241,565	184,169	199,008	198,000	200,000
4308	SALES OF MAPS & PUBLICATIONS	499	358	73	123	100	100
4309	ASSESSMENT SEARCHES	840	630	90	540	200	200
4312	GENERAL GOVERNMENT STAFF TIME	33,889	39,694	41,045	31,870	25,000	25,000
4326	SPECIAL POLICE SERVICES	16,645	21,082	3,325	7,808	5,000	5,000
4327	SPECIAL FIRE PROTECTION SERVIC	55,953	86,157	72,414	23,144	-	-
4328	ACCIDENT REPORTS	1,657	1,373	1,114	1,033	1,000	1,000
4329	OPEN BURN PERMIT FEES	675	975	750	500	1,000	1,000
4330	OTHER PUBLIC SAFETY	6,995	4,935	2,400	5,370	3,000	3,000
4337	ENGINEERING	214,693	200,453	243,514	302,408	200,000	225,000
4338	PLAN & SPECIFICATION FEES	-	-	570	-	-	-
4339	OTHER PUBLIC WORKS	14,862	13,460	15,647	7,860	8,000	8,000
4347	OTHER CULTURE-RECREATION	8,821	12,507	4,334	10,159	5,000	5,000
CHARGES FOR SERVICES Total		815,127	790,112	731,187	760,740	589,300	622,300
FINES AND FORFEITS							
4452	COURT FINES	44,569	45,404	32,505	46,250	40,000	45,000
4453	OTHER FINES & FORFEITS	33	405	291	-	-	-
4454	ADMINISTRATIVE FINES	2,049	3,669	1,940	4,903	5,000	5,000
FINES AND FORFEITS Total		46,651	49,479	34,735	51,153	45,000	50,000
MISCELLANEOUS							
4604	SURCHARGES	689	690	608	675	700	700
4605	ELECTION FILING FEES	55	20	50	-	50	50
4609	OTHER MISCELLANEOUS REVENUES	21,129	15,927	12,202	28,526	15,000	15,000
4608	CONTRIBUTIONS & DONATIONS	-	-	-	-	-	-
MISCELLANEOUS Total		21,873	16,637	12,861	29,201	15,750	15,750
INVESTMENT EARNINGS							
4701	INTEREST ON INVESTMENTS	104,401	174,930	185,750	(29,897)	50,000	25,000
INVESTMENT EARNINGS Total		104,401	174,930	185,750	(29,897)	50,000	25,000
OTHER FINANCING SOURCES							
TRANSFERS IN							
4901	TRANSFER IN FROM OTHER FUNDS	936,450	953,354	766,049	1,321,201	973,800	1,829,383
OTHER FINANCING SOURCES Total		936,450	953,354	766,049	1,321,201	973,800	1,829,383
TOTAL REVENUE		12,736,544	13,230,103	15,656,038	14,748,266	14,492,640	17,027,353

GENERAL FUND 101 - LINE ITEM DETAIL

-2018 Actual-

-2019 Actual-

-2020 Actual-

-2021 Actual-

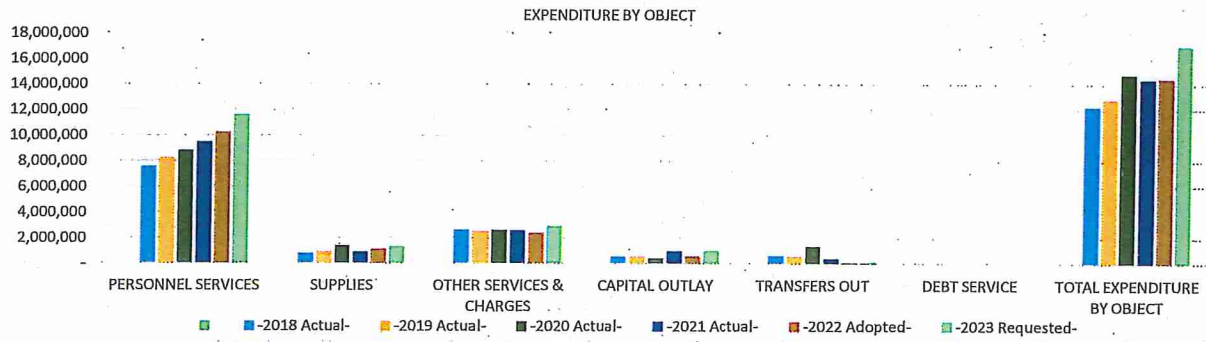
-2022 Adopted-

-2023 Requested-

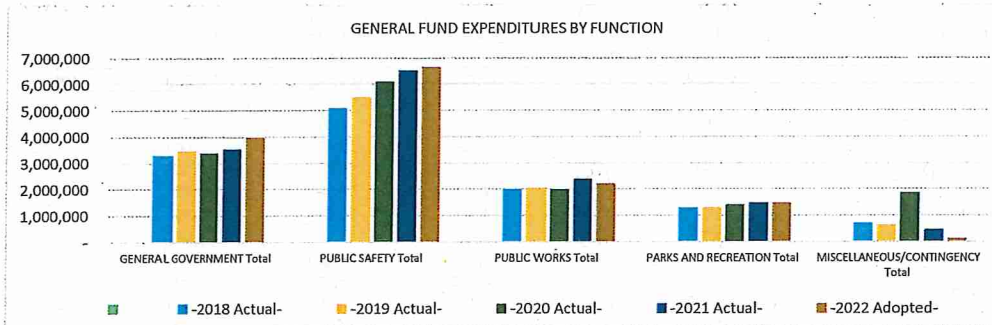
4901 Other Finance Sources

Water Fund Administrative Transfer	41,000	43,000	45,000	47,000	49,000	51,000
Sewer Fund Administrative Transfer	35,000	37,000	39,000	41,000	43,000	45,000
St. Lighting Fund Administrative Transfer	20,000	21,000	22,000	23,000	25,000	27,000
Recycling Fund Administrative Transfer	11,500	-	-	-	-	-
Storm Water Utility Fund Administrative Transfer	30,000	32,000	34,000	36,000	38,000	40,000
PW Campus Fund	-	-	-	-	20,000	750,000
ARPA Funds	-	-	-	-	-	375,000
Landfill Fund	-	-	-	1,000,000	63,000	-
Capital Maintenance Fund - For Trail Maintenance	-	50,000	60,000	60,000	60,000	70,000
Capital Maintenance Fund - For Capital Improvements	-	-	-	-	35,000	-
Insurance Fund	22,588	-	-	-	-	-
Fleet Vehicle Fund	-	87,000	-	-	17,800	104,310
PIR Fund-Street Maintenance	100,000	125,000	125,000	125,000	150,000	175,000
Equipment Revolving Fund	676,362	558,354	471,000	90,200	473,000	192,073
	<u>936,450</u>	<u>953,354</u>	<u>796,000</u>	<u>1,422,200</u>	<u>973,800</u>	<u>1,829,383</u>

EXPENDITURE BY OBJECT SUMMARY	-2018 Actual-	-2019 Actual-	-2020 Actual-	-2021 Actual-	-2022 Adopted-	-2023 Requested-
PERSONNEL SERVICES	7,570,878	8,240,485	8,859,253	9,471,467	10,261,237	11,609,269
SUPPLIES	789,128	913,056	1,413,878	915,468	1,136,500	1,326,261
OTHER SERVICES & CHARGES	2,632,664	2,502,520	2,626,465	2,577,885	2,399,730	2,939,067
CAPITAL OUTLAY	565,955	549,084	467,070	977,809	588,800	1,046,383
TRANSFERS OUT	643,832	575,817	1,376,215	409,801	106,373	106,373
DEBT SERVICE	61,853	61,853	61,853	61,853	-	-
TOTAL EXPENDITURE BY OBJECT	12,264,311	12,842,815	14,804,733	14,414,283	14,492,640	17,027,353



EXPENDITURE BY OBJECT RECAP ALL SUB-FUNCTIONS		-2018 Actual-	-2019 Actual-	-2020 Actual-	-2021 Actual-	-2022 Adopted-	-2023 Requested-
GENERAL GOVERNMENT							
0111	MAYOR AND COUNCIL	125,890	118,969	104,534	100,563	98,578	129,607
0114	CHARTER/PLAN/HORSE COMMISSIONS	4,141	3,642	3,213	3,666	4,486	3,853
0130	ADMINISTRATION	861,767	812,003	795,368	852,730	901,971	1,019,778
0141	ELECTIONS	59,959	22,103	53,763	7,784	55,523	6,650
0153	FINANCE	350,532	367,590	379,167	408,717	384,935	386,910
0155	ASSESSING	140,246	143,667	147,722	120,463	150,000	130,000
0161	LEGAL	121,965	152,821	124,533	125,477	126,600	126,600
0191	PLANNING & ZONING	583,331	681,120	653,382	733,882	763,831	854,650
0192	DATA PROCESSING	505,957	623,164	582,467	606,281	796,584	818,662
0194	GENERAL GOVERNMENT BUILDINGS	483,815	494,094	501,162	529,125	652,216	667,254
0195	NEWSLETTER	54,043	48,885	45,123	52,132	53,317	59,080
GENERAL GOVERNMENT Total		3,291,647	3,468,059	3,390,435	3,540,820	3,988,041	4,203,044
PUBLIC SAFETY							
0211	POLICE PROTECTION	3,502,113	3,794,498	4,122,916	4,547,484	4,784,883	5,505,623
0220	FIRE PROTECTION	999,255	1,024,125	1,384,635	1,352,166	1,220,790	1,761,760
0240	PROTECTIVE INSPECTIONS	450,223	600,831	519,585	538,198	495,512	721,415
0250	CIVIL DEFENSE	11,627	15,164	2,288	3,287	43,350	43,350
0260	TRAFFIC ENGINEERING	124,516	59,904	68,686	71,628	97,442	111,706
0270	ANIMAL CONTROL	4,381	4,336	993	743	3,250	6,250
0280	COMMUNITY ORIENTING POLICING	10,990	12,888	13,092	13,115	14,675	16,125
PUBLIC SAFETY Total		5,103,105	5,511,745	6,112,194	6,526,621	6,659,902	8,166,229
PUBLIC WORKS							
0301	ENGINEERING	229,140	379,804	383,947	381,476	487,638	554,975
0311	STREET MAINTENANCE	1,474,670	1,306,948	1,336,038	1,747,168	1,399,064	1,973,774
0312	SNOW & ICE REMOVAL	301,233	360,301	289,211	264,815	342,797	342,822
PUBLIC WORKS Total		2,005,042	2,047,054	2,009,196	2,393,459	2,229,499	2,871,571
PARKS AND RECREATION							
0452	PARK & RECREATION	1,292,547	1,283,410	1,418,871	1,481,802	1,483,825	1,661,536
0455	COMMUNITY PROGRAMS	10,000	20,000	-	-	-	-
0461	ENVIRONMENTAL SERVICES	-	-	-	-	-	-
PARKS AND RECREATION Total		1,302,547	1,303,410	1,418,871	1,481,802	1,483,825	1,661,536
MISCELLANEOUS/CONTINGENCY							
0892	EXPENDITURE RESERVE	705,685	637,670	1,875,063	474,396	131,373	124,973
MISCELLANEOUS/CONTINGENCY Total		705,685	637,670	1,875,063	474,396	131,373	124,973
TOTAL EXPENDITURES & OTHER FINANCING		12,408,025	12,967,938	14,805,758	14,417,097	14,492,640	17,027,353



EXPENDITURE BY OBJECT RECAP ALL SUB-FUNCTIONS		-2018 Actual-	-2019 Actual-	-2020 Actual-	-2021 Actual-	-2022 Adopted-	-2023 Requested-
PERSONNEL SERVICES							
WAGES AND SALARIES							
6102	F.T. REGULAR-WAGES & SALARIES	5,118,209	5,513,787	5,908,446	6,275,314	6,858,133	7,629,646
6103	FULL TIME-REGULAR-OVERTIME	123,989	146,188	148,960	166,477	127,700	134,000
6104	PART TIME-WAGES & SALARIES	462,116	496,943	539,851	577,699	596,408	809,700
6105	TEMPORARY-WAGES & SALARIES	154,422	149,284	167,447	133,432	207,967	158,862
6106	OVERTIME-TEMPORARY	1,404	926	259	878	-	-
6107	OVERTIME-PART TIME	-	1,905	1,408	-	-	-
WAGES AND SALARIES		5,860,140	6,309,033	6,766,371	7,153,799	7,790,208	8,732,208
OTHER GROSS EARNINGS							
6108	SEVERANCE PAY	33,314	45,355	-	67,885	-	-
OTHER GROSS EARNINGS		33,314	45,355	-	67,885	-	-
EMPLOYER CONTRIBUTIONS							
6121	PERA CONTRIBUTIONS	607,458	678,558	754,905	807,600	874,133	955,726
6122	FICA/MEDICARE CONTRIBUTIONS	293,341	315,349	327,544	350,762	405,969	446,291
6123	ICMA RETIREMENT TRUST	2,000	2,000	2,000	2,000	2,000	-
6131	GROUP INSURANCE	594,449	683,256	764,786	848,602	889,527	1,037,210
6132	DISABILITY INSURANCE	1,284	1,313	1,313	1,313	1,300	1,313
6133	WORKERS COMP INSURANCE PREMIUM	178,892	205,620	242,334	239,505	298,100	436,521
EMPLOYER CONTRIBUTIONS		1,677,424	1,886,097	2,092,882	2,249,782	2,471,029	2,877,061
PERSONNEL SERVICES Total		7,570,878	8,240,485	8,859,253	9,471,467	10,261,237	11,609,269
SUPPLIES							
OFFICE SUPPLIES							
6203	DUPLICATING SUPPLY & COPY PAPER	3,596	2,174	4,725	2,174	4,500	5,000
6204	STATIONERY, ENVELOPES & FORMS	4,764	4,725	4,784	3,872	6,500	6,750
6205	DRAFTING SUPPLIES	-	-	-	-	-	-
6206	FILM, MICROFILM, TAPES, DISKS	1,150	1,983	837	568	1,900	1,600
6207	TRAINING SUPPLIES	1,951	2,565	3,609	3,154	3,550	12,700
6208	MISCELLANEOUS OFFICE SUPPLIES	15,723	12,357	9,440	8,460	13,300	12,375
OFFICE SUPPLIES		27,184	23,804	23,395	18,228	29,750	38,425
OPERATING SUPPLIES							
6221	CLEANING SUPPLIES	1,946	1,503	1,391	2,496	3,000	3,500
6223	GASOLINE	108,942	105,124	98,273	129,654	112,500	188,500
6225	DIESEL FUEL	44,225	57,591	39,882	42,031	54,000	71,900
6227	LUBRICANTS & ADDITIVES	4,011	6,247	4,486	7,580	5,600	6,200
6229	SHOP MATERIALS	4,008	2,537	4,149	5,781	4,700	4,800
6231	UNIFORMS & TURN-OUT GEAR	56,745	63,103	104,570	92,594	111,750	139,450
6233	BATTERIES	1,105	1,071	652	1,262	2,000	2,000
6235	AMMUNITION	7,135	9,386	15,970	1,700	12,000	12,000
6237	CRIME SCENE KIT MATERIALS	894	669	368	1,843	1,000	1,000
6239	FIRST AID SUPPLIES	17,964	2,560	12,345	5,922	10,300	10,500
6241	COMMUNITY POLICING SUPPLIES	4,880	7,750	10,310	9,190	9,000	10,000
6247	HAPPY DAYS SUPPLIES	11,750	12,000	-	7,000	7,000	12,000
6249	MISCELLANEOUS OPERATING SUPPLY	114,828	113,972	118,336	100,912	132,200	140,550
6246	MARKETING	1,391	1,210	-	1,051	3,000	3,000
OPERATING SUPPLIES		379,822	384,725	410,732	409,016	468,050	605,400
REPAIR AND MAINTENANCE SUPPLIES							
6251	BATTERIES	2,051	812	678	516	3,000	2,500
6253	BRAKES	2,281	2,342	3,421	3,466	3,000	3,500
6255	TIRES	6,427	7,271	7,458	10,708	8,000	9,000
6257	OTHER VEHICLE PARTS	99,426	98,407	122,447	77,127	114,000	118,700
6259	BUILDING MAINT/REPAIR SUPPLIES	3,852	14,227	4,028	20,639	42,500	45,522
6261	SAND & GRAVEL	2,355	4,726	2,907	-	4,000	4,400
6263	SALT	72,544	97,334	92,362	68,800	112,000	77,000
6265	ASPHALT	53,060	107,676	120,283	134,086	129,000	140,794
6266	SCBA-PARTS	2,292	4,843	4,679	4,055	6,000	20,000
6267	OTHER STREET MAINTENANCE SUPPL	4,279	7,353	4,798	5,303	5,800	13,100
6269	LANDSCAPE MATERIALS	28,460	24,972	18,304	12,623	32,500	27,500
6271	SIGN REPAIR MATERIALS	-	121	382	-	2,000	2,000
6275	OTHER EQUIPMENT PARTS	4,362	6,158	662	3,074	6,100	7,500
6268	IRRIGATION SUPPLIES	15,111	9,317	13,000	6,025	15,000	10,000
REPAIR AND MAINTENANCE SUPPLIES		296,500	385,559	395,411	346,421	482,900	481,516
SMALL TOOLS AND MINOR EQUIPMENT							
6282	EMERGENCY SUPPLIES - COVID	-	-	436,995	-	-	-
6281	SMALL TOOLS & MINOR EQUIPMENT	85,622	118,464	147,294	141,803	155,600	200,720
SMALL TOOLS AND MINOR EQUIPMENT		85,622	118,464	584,290	141,803	155,600	200,720
MERCHANDISE FOR RESALE							
6291	CULVERTS, SIGNS, STREET SUPPLY	-	505	50	-	200	200
MERCHANDISE FOR RESALE		-	505	50	-	200	200
SUPPLIES Total		789,128	913,056	1,413,878	915,468	1,136,500	1,326,261

OTHER SERVICES & CHARGES							
PROFESSIONAL SERVICES							
6302	AUDITING & ACCOUNTING SERVICES	34,235	36,580	36,455	42,501	39,000	43,800
6304	LEGAL FEES	120,873	151,343	123,305	124,320	125,000	125,000
6305	MEDICAL/PSYCHOLOGICAL FEES	9,391	6,425	-	-	-	-
6306	PERSONNEL TESTING & RECRUITMT	1,598	800	14,042	16,825	16,050	20,000
6315	MISCELLANEOUS PROFESSIONAL SER	435,732	422,044	392,060	289,515	258,500	275,000
PROFESSIONAL SERVICES		601,829	617,192	565,862	473,160	438,550	463,800
COMMUNICATION							
6321	TELEPHONE	18,190	17,842	15,787	15,624	16,900	15,000
6322	POSTAGE	18,564	17,517	16,852	19,170	22,355	23,004
6323	CELLULAR PHONES	34,945	33,701	35,590	39,113	47,150	50,520
6325	LONG DISTANCE CHARGES	-	-	-	-	-	-
COMMUNICATION		71,699	69,060	68,229	73,907	86,405	88,524
EMPLOYEE REIMBURSEMENTS							
6331	TRAVEL & LODGING	8,060	11,972	3,012	6,500	13,300	15,650
6334	MILEAGE REIMBURSEMENT	2	639	170	93	950	1,250
6335	TRAINING	76,282	91,174	71,345	95,871	107,750	122,945
EMPLOYEE REIMBURSEMENTS		84,344	103,785	74,528	102,463	122,000	139,845
ADVERTISING AND PUBLISHING							
6352	GENERAL NOTICE & PUBLIC INFOR	40,224	34,969	30,311	35,265	36,500	42,500
6353	ORDINANCE PUBLICATION	941	876	2,575	1,301	2,000	2,000
6354	HELP WANTED ADVERTISEMENTS	3,850	2,305	1,905	3,276	2,500	3,500
ADVERTISING AND PUBLISHING		45,015	38,150	34,790	39,841	41,000	48,000
INSURANCE							
6361	GENERAL LIABILITY/PROPERTY INS	127,215	145,692	154,021	154,910	189,510	199,601
INSURANCE		127,215	145,692	154,021	154,910	189,510	199,601
UTILITIES							
6371	ELECTRIC UTILITIES	161,824	153,221	158,084	170,313	193,200	198,200
6372	WATER/IRRIGATION	19,775	15,205	22,127	24,446	23,000	27,200
6373	GAS	44,072	45,139	33,540	51,899	66,000	80,000
6374	REFUSE/RECYCLING	12,728	12,945	12,803	15,322	13,400	11,450
UTILITIES		238,398	226,511	226,554	261,980	295,600	316,850
REPAIRS AND MAINTENANCE - LABOR							
6381	BUILDING & STRUCTURE REPAIR	33,741	19,827	27,600	23,340	28,200	35,200
6382	MACHINERY & EQUIPMENT REPAIR	43,700	33,424	28,075	34,588	50,500	50,500
6383	OFFICE EQUIPMENT REPAIR	-	-	-	-	-	-
6386	BRAKE REPAIR	-	-	-	-	-	-
6387	TIRE MOUNTING & BALANCING	278	160	300	255	400	400
6388	OTHER VEHICLE REPAIR	71,178	102,635	72,106	73,784	78,500	89,500
6389	TOWING SERVICES	3,224	1,623	2,037	240	3,000	3,500
REPAIRS AND MAINTENANCE - LABOR		152,122	157,669	130,118	132,207	160,600	179,100
REPAIRS AND MAINTENANCE - CONTRACTS							
6404	MACHINERY & EQUIPMENT	1,221	1,332	1,332	1,221	1,500	-
6405	OFFICE & DATA PROCESSING EQUIP	336,747	344,102	366,660	415,748	379,328	439,497
REPAIRS AND MAINTENANCE - CONTRACTS		337,968	345,433	367,991	416,968	380,828	439,497
RENTALS							
6413	OFFICE EQUIPMENT RENTAL	5,966	4,837	5,995	5,265	6,000	6,000
6415	OTHER EQUIPMENT RENTAL	93,483	119,147	36,671	46,406	54,125	54,325
6416	MACHINERY RENTAL	-	275	-	-	300	300
6417	UNIFORM RENTAL	1,530	1,948	1,710	1,841	800	800
RENTALS		100,979	126,208	44,376	53,512	61,225	61,425
DUES, SUBSCRIPTIONS, AND REGISTRATION FEES							
6451	MEMBERSHIP DUES	56,703	58,318	48,325	44,801	49,812	50,725
6452	SUBSCRIPTIONS	799	2,238	1,321	1,216	1,900	1,900
DUES, SUBSCRIPTIONS, AND REGISTRATION FEES		57,502	60,556	49,647	46,017	51,712	52,625
BOOKS AND PAMPHLETS							
6471	BOOKS & PAMPHLETS	3,055	862	2,331	1,132	3,300	3,800
BOOKS AND PAMPHLETS		3,055	862	2,331	1,132	3,300	3,800
CONTRACTED SERVICES							
6488	STREET MAINTENANCE CONTRACT	467,265	237,483	500,000	462,784	200,000	575,000
6489	OTHER CONTRACTED SERVICES	345,273	373,918	408,019	359,004	369,000	371,000
CONTRACTED SERVICES		812,538	611,401	908,019	821,788	569,000	946,000
OTHER SERVICES & CHARGES Total		2,632,664	2,502,520	2,626,465	2,577,885	2,399,730	2,939,067

CAPITAL OUTLAY							
CAPITAL OUTLAY							
6520	BUILDINGS	-	-	-	-	-	-
6540	HEAVY MACHINERY	220,423	185,980	42,861	116,891	265,800	270,950
6550	MOTOR VEHICLES	98,487	145,289	351,094	477,246	109,000	701,578
6580	OTHER EQUIPMENT	247,045	136,289	48,692	383,672	184,000	73,855
6585	COMPUTER HARDWARE/SOFTWARE	-	81,526	24,423	-	30,000	-
CAPITAL OUTLAY		565,955	549,084	467,070	977,809	588,800	1,046,383
CAPITAL OUTLAY Total		565,955	549,084	467,070	977,809	588,800	1,046,383

TRANSFERS OUT							
OPERATING TRANSFERS							
6820	OPERATING TRANSFERS TO OTHER F	643,832	575,817	1,376,215	409,801	106,373	106,373

OPERATING TRANSFERS	643,832	575,817	1,376,215	409,801	106,373	106,373
TRANSFERS OUT Total	643,832	575,817	1,376,215	409,801	106,373	106,373
DEBT SERVICE						
DEBT SERVICE						
6603 OTHER L.T. OBLIGATION PRINCIPA	61,853	61,853	61,853	61,853	-	-
DEBT SERVICE	61,853	61,853	61,853	61,853	-	-
DEBT SERVICE Total	61,853	61,853	61,853	61,853	-	-
TOTAL EXPENDITURES & OTHER FINANCING	12,264,311	12,842,815	14,804,733	14,414,283	14,492,640	17,027,353

FUND: GENERAL

Business Unit	2020 Actual	2021 Actual	2022 Adopted Budget	2023 Requested Budget
REVENUE				
9101 - GENERAL FUND REVENUE	15,656,715	14,748,266	14,492,640	17,027,353
TOTAL REVENUE	15,656,715	14,748,266	14,492,640	17,027,353

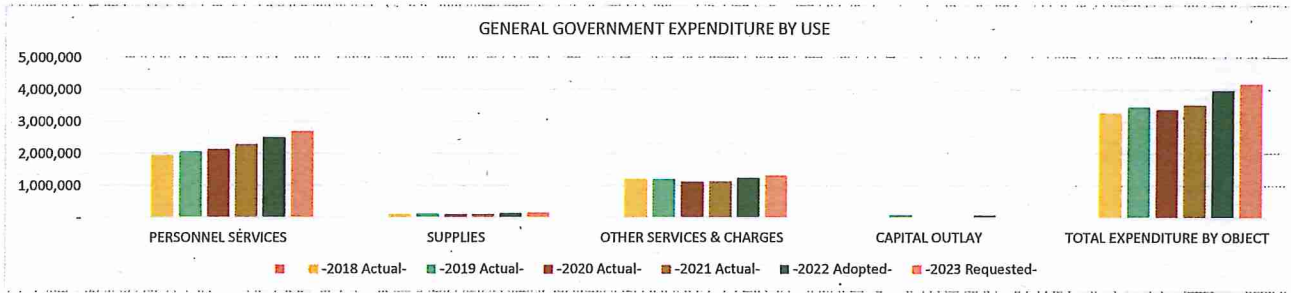
EXPENDITURES				
111 - MAYOR AND COUNCIL	104,534	100,563	98,578	129,607
114 - COMMISSIONS	3,213	3,666	4,486	3,853
130 - ADMINISTRATION	795,368	852,730	901,971	1,019,778
141 - ELECTIONS	53,763	7,784	55,523	6,650
153 - FINANCE	379,167	408,717	384,935	386,910
155 - ASSESSING	147,722	120,463	150,000	130,000
161 - LEGAL SERVICES	124,533	125,477	126,600	126,600
191 - PLANNING AND ZONING	653,382	733,882	763,831	854,650
192 - DATA PROCESSING	582,467	606,281	796,584	818,662
194 - GENERAL GOVERNMENT BUILDINGS	501,162	529,125	652,216	667,254
195 - NEWSLETTER	45,123	52,132	53,317	59,080
211 - POLICE PROTECTION	4,122,916	4,547,484	4,784,883	5,505,623
220 - FIRE PROTECTION	1,384,635	1,352,166	1,220,790	1,761,760
240 - BUILDING INSPECTION	519,585	538,198	495,512	721,415
250 - CIVIL DEFENSE	2,288	3,287	43,350	43,350
260 - TRAFFIC ENGINEERING	68,686	71,628	97,442	111,706
270 - ANIMAL CONTROL	993	743	3,250	6,250
280 - COMMUNITY ORIENTING POLICING	13,092	13,115	14,675	16,125
301 - ENGINEERING	383,947	381,476	487,638	554,975
311 - STREET MAINTENANCE	1,336,038	1,747,168	1,399,064	1,973,774
312 - SNOW AND ICE REMOVAL	289,211	264,815	342,797	342,822
452 - PARK AND RECREATION	1,418,871	1,481,802	1,483,825	1,661,536
892 - MISCELLANEOUS/CONTINGENCY	1,875,063	474,396	131,373	124,973
TOTAL EXPENDITURES	14,805,758	14,417,097	14,492,640	17,027,353

Excess (deficiency) of revenue over expenditures

850,956.54

331,168.36

EXPENDITURE BY OBJECT SUMMARY	-2018 Actual-	-2019 Actual-	-2020 Actual-	-2021 Actual-	-2022 Adopted-	-2023 Requested-
PERSONNEL SERVICES	1,952,471	2,064,540	2,140,494	2,289,527	2,520,685	2,711,907
SUPPLIES	115,396	120,179	98,236	112,476	148,400	166,295
OTHER SERVICES & CHARGES	1,212,768	1,201,658	1,127,282	1,138,745	1,243,956	1,324,842
CAPITAL OUTLAY	-	81,526	24,423	-	75,000	-
TOTAL EXPENDITURE BY OBJECT	3,280,635	3,467,904	3,390,435	3,540,747	3,988,041	4,203,044



LINE ITEM DETAIL BY COST CENTER OR SUB-FUNCTION

GENERAL GOVERNMENT

111-195

EXPENDITURE BY OBJECT RECAP ALL SUB-FUNCTIONS	-2018 Actual-	-2019 Actual-	-2020 Actual-	-2021 Actual-	-2022 Adopted-	-2023 Requested-
PERSONNEL SERVICES						
WAGES AND SALARIES						
6102 F.T. REGULAR-WAGES & SALARIES	1,362,167	1,432,355	1,520,613	1,599,305	1,788,541	1,923,768
6103 FULL TIME-REGULAR-OVERTIME	5,289	2,645	4,762	2,051	1,700	-
6104 PART TIME-WAGES & SALARIES	110,163	154,597	120,512	124,988	144,468	167,400
6105 TEMPORARY-WAGES & SALARIES	55,266	31,496	37,425	20,245	39,000	3,500
6107 OVERTIME-PART TIME	-	1,905	1,408	-	-	-
TOTAL WAGES AND SALARIES	1,532,885	1,622,998	1,684,720	1,746,589	1,973,709	2,094,668
OTHER GROSS EARNINGS						
6108 SEVERANCE PAY	22,741	14,464	-	63,330	-	-
TOTAL OTHER GROSS EARNINGS	22,741	14,464	-	63,330	-	-
EMPLOYER CONTRIBUTIONS						
6121 PERA CONTRIBUTIONS	105,289	112,726	117,717	124,209	139,772	151,514
6122 FICA/MEDICARE CONTRIBUTIONS	110,784	117,515	119,590	128,509	155,167	168,547
6123 ICMA RETIREMENT TRUST	2,000	2,000	2,000	2,000	2,000	-
6131 GROUP INSURANCE	165,274	178,168	197,561	209,243	223,919	263,827
6133 WORKERS COMP INSURANCE PREMIUM	13,499	16,670	18,906	15,646	26,118	33,351
TOTAL EMPLOYER CONTRIBUTIONS	396,845	427,079	455,775	479,607	546,976	617,239
Total PERSONNEL SERVICES	1,952,471	2,064,540	2,140,494	2,289,527	2,520,685	2,711,907
SUPPLIES						
OFFICE SUPPLIES						
6203 DUPLICATING SUPPLY & COPY PAPER	3,596	2,174	4,725	2,174	4,500	5,000
6204 STATIONERY, ENVELOPES & FORMS	2,870	1,472	1,242	1,579	3,400	3,600
6206 FILM, MICROFILM, TAPES, DISKS	-	-	-	-	-	-
6208 MISCELLANEOUS OFFICE SUPPLIES	10,084	4,052	5,918	4,711	6,650	6,675
TOTAL OFFICE SUPPLIES	16,550	7,698	11,886	8,464	14,550	15,275
OPERATING SUPPLIES						
6221 CLEANING SUPPLIES	1,946	1,503	1,391	2,496	3,000	3,500
6223 GASOLINE	3,111	2,466	1,543	2,455	3,500	4,000
6225 DIESEL FUEL	978	793	758	451	1,000	1,500
6231 UNIFORMS & TURN-OUT GEAR	2,278	1,605	2,269	1,575	2,000	2,000
6247 HAPPY DAYS SUPPLIES	11,750	12,000	-	7,000	7,000	12,000
6249 MISCELLANEOUS OPERATING SUPPLY	42,942	32,969	35,036	35,526	42,850	42,800
6246 MARKETING	1,391	1,210	-	1,051	3,000	3,000
TOTAL OPERATING SUPPLIES	64,396	52,547	40,997	50,554	62,350	68,800
REPAIR AND MAINTENANCE SUPPLIES						
6257 OTHER VEHICLE PARTS	1,168	4,101	623	280	1,500	1,500
6259 BUILDING MAINT/REPAIR SUPPLIES	3,067	4,001	1,994	4,036	7,000	7,000
TOTAL REPAIR AND MAINTENANCE SUPPLIES	4,236	8,103	2,617	4,316	8,500	8,500
SMALL TOOLS AND MINOR EQUIPMENT						
6281 SMALL TOOLS & MINOR EQUIPMENT	30,214	51,832	42,736	49,142	63,000	73,720
TOTAL SMALL TOOLS AND MINOR EQUIPMENT	30,214	51,832	42,736	49,142	63,000	73,720
Total SUPPLIES	115,396	120,179	98,236	112,476	148,400	166,295
OTHER SERVICES & CHARGES						
PROFESSIONAL SERVICES						
6302 AUDITING & ACCOUNTING SERVICES	30,485	32,680	32,405	38,260	35,000	39,500
6304 LEGAL FEES	120,873	151,343	123,305	124,320	125,000	125,000
6305 MEDICAL/PSYCHOLOGICAL FEES	9,391	6,425	-	-	-	-
6306 PERSONNEL TESTING & RECRUITMT	1,598	800	14,042	16,825	16,050	20,000
6315 MISCELLANEOUS PROFESSIONAL SER	198,252	148,577	110,803	60,556	65,000	85,000
TOTAL PROFESSIONAL SERVICES	360,599	339,824	280,554	239,961	241,050	269,500
COMMUNICATION						
6321 TELEPHONE	10,829	10,261	8,838	9,368	16,900	15,000
6322 POSTAGE	15,031	13,119	14,202	14,529	16,605	17,050
6323 CELLULAR PHONES	6,878	5,136	4,554	5,743	47,150	50,520
6325 LONG DISTANCE CHARGES	-	-	-	-	-	-
TOTAL COMMUNICATION	32,738	28,515	27,594	29,640	80,655	82,570

EMPLOYEE REIMBURSEMENTS							
6331	TRAVEL & LODGING	2,700	7,938	155	804	6,000	6,500
6334	MILEAGE REIMBURSEMENT	2	111	-	-	200	500
6335	TRAINING	12,514	19,771	7,611	16,580	23,000	29,300
TOTAL EMPLOYEE REIMBURSEMENTS		15,215	27,820	7,765	17,385	29,200	36,300
ADVERTISING AND PUBLISHING							
6352	GENERAL NOTICE & PUBLIC INFOR	40,224	34,969	30,311	35,265	36,500	42,500
6353	ORDINANCE PUBLICATION	941	876	2,575	1,301	2,000	2,000
6354	HELP WANTED ADVERTISEMENTS	3,850	2,305	1,905	3,276	2,500	3,500
TOTAL ADVERTISING AND PUBLISHING		45,015	38,150	34,790	39,841	41,000	48,000
INSURANCE							
6361	GENERAL LIABILITY/PROPERTY INS	29,491	33,983	34,162	35,616	44,660	45,401
TOTAL INSURANCE		29,491	33,983	34,162	35,616	44,660	45,401
UTILITIES							
6371	ELECTRIC UTILITIES	98,140	90,508	94,612	99,184	100,000	112,000
6372	WATER/IRRIGATION	3,044	2,057	2,853	2,412	4,000	3,200
6373	GAS	28,789	29,313	20,395	30,273	30,000	42,000
6374	REFUSE/RECYCLING	3,882	4,790	5,230	4,852	5,300	5,650
TOTAL UTILITIES		133,854	126,668	123,090	136,723	139,300	162,850
REPAIRS AND MAINTENANCE - LABOR							
6381	BUILDING & STRUCTURE REPAIR	12,463	7,641	9,855	7,747	15,000	22,000
6382	MACHINERY & EQUIPMENT REPAIR	12,587	11,461	12,554	13,193	22,000	22,000
6388	OTHER VEHICLE REPAIR	1,771	1,845	343	2,043	1,500	1,500
TOTAL REPAIRS AND MAINTENANCE - LABOR		26,821	20,947	22,752	22,982	38,500	45,500
REPAIRS AND MAINTENANCE - CONTRACTS							
6405	OFFICE & DATA PROCESSING EQUIP	295,378	302,488	314,997	366,110	339,794	358,971
TOTAL REPAIRS AND MAINTENANCE - CONTRACTS		295,378	302,488	314,997	366,110	339,794	358,971
RENTALS							
6415	OTHER EQUIPMENT RENTAL	-	-	-	-	-	-
TOTAL RENTALS		-	-	-	-	-	-
DUES, SUBSCRIPTIONS, AND REGISTRATION FEES							
6451	MEMBERSHIP DUES	49,518	51,387	39,559	38,598	38,897	39,850
6452	SUBSCRIPTIONS	799	1,551	1,280	589	1,900	1,900
TOTAL DUES, SUBSCRIPTIONS, AND REGISTRATION FEES		50,317	52,938	40,840	39,187	40,797	41,750
BOOKS AND PAMPHLETS							
6471	BOOKS & PAMPHLETS	-	155	-	-	-	-
TOTAL BOOKS AND PAMPHLETS		-	155	-	-	-	-
CONTRACTED SERVICES							
6489	OTHER CONTRACTED SERVICES	223,340	230,169	240,738	211,300	249,000	234,000
TOTAL CONTRACTED SERVICES		223,340	230,169	240,738	211,300	249,000	234,000
Total OTHER SERVICES & CHARGES		1,212,768	1,201,658	1,127,282	1,138,745	1,243,956	1,324,842
CAPITAL OUTLAY							
CAPITAL OUTLAY							
6520	BUILDINGS	-	-	-	-	-	-
6550	MOTOR VEHICLES	-	-	-	-	45,000	-
6580	OTHER EQUIPMENT	-	-	-	-	-	-
6585	COMPUTER HARDWARE/SOFTWARE	-	81,526	24,423	-	30,000	-
TOTAL CAPITAL OUTLAY		-	81,526	24,423	-	75,000	-
Total CAPITAL OUTLAY		-	81,526	24,423	-	75,000	-
TOTAL EXPENDITURES & OTHER FINANCING		3,280,635	3,467,904	3,390,435	3,540,747	3,988,041	4,203,044

3540820

FUND GENERAL

DEPARTMENT: MAYOR AND COUNCIL
 FUNCTION: GENERAL GOVERNMENT

BUDGET SUMMARY:								
Business Unit	Object Account	Description	2018 Actual	2019 Actual	2020 Actual	2021 Actual	2022 Adopted Budget	2023 Requested Budget
0111	6104	PART TIME-WAGES & SALARIES	31,412	36,932	33,605	40,350	38,000	46,400
0111	6121	PERA CONTRIBUTIONS	600	775	1,002	1,300	1,000	1,300
0111	6122	FICA/MEDICARE CONTRIBUTIONS	2,403	2,838	2,571	3,093	2,907	3,366
0111	6131	GROUP INSURANCE	3,171	3,648	7,895			
0111	6133	WORKERS COMP INSURANCE PREMIUM	98	130	148	242	224	250
0111	6247	HAPPY DAYS	11,750	12,000	-	7,000	7,000	12,000
0111	6249	MISCELLANEOUS OPERATING SUPPLY	12,698	11,485	6,530	13,684	13,000	14,000
0111	6315	MISCELLANEOUS PROFESSIONAL SER	16,740	-	15,170		-	15,000
0111	6322	POSTAGE	-	-	-	-	-	-
0111	6331	TRAVEL & LODGING	1,331	2,268	136	-	1,000	1,000
0111	6335	TRAINING	56	753	903	175	1,000	1,000
0111	6361	GENERAL LIABILITY/PROPERTY INS	1,148	1,177	1,070	1,011	1,350	1,291
0111	6451	MEMBERSHIP DUES	44,482	46,963	35,504	33,708	33,097	34,000
Total Expenditure			125,890	118,969	104,534	100,563	98,578	129,607

PERSONNEL COMPLEMENT

Mayor	1.00	1.00	1.00	1.00	1.00	1.00
Council	6.00	6.00	6.00	6.00	6.00	6.00
Mayor and Council Total	7.00	7.00	7.00	7.00	7.00	7.00

6249 Miscellaneous Operating Supplies

Mayor's Prayer Breakfast	400	400	-	270	400	400
Meals for Council Work sessions	3,491	2,861	3,435	3,364	4,000	4,000
Employee Recognition Event	2,439	3,153	2,193	-	2,750	2,750
Tree Lighting	750	1,400	-	8,932	750	750
Gala/Fundraising Events	2,000	1,340	-	225	2,000	2,000
Miscellaneous	3,618	2,331	902	893	3,100	4,100
	12,698	11,485	6,530	13,684	13,000	14,000

6315 Miscellaneous Professional Services

Citizen Survey	16,740		15,170			15,000
	16,740	-	15,170	-	-	15,000

6451 Dues

Anoka County Mediation Services	2,883	2,882	-	-		
Mississippi River Cities & Towns Initiatives (MRCTI)	3,000	-	-	-		
North Metro Mayors Association	12,008	12,008	11,768	11,533	11,417	11,575
North Metro Chamber (EDA)	370	660	-	-		
Mississippi/Champlin Streamgage Agreement			620	620	350	350
Anoka Area Chamber of Commerce (EDA)	410	410	410	-		
Association of Metro Municipalities	4,155	8,429	-	-		
League of Minnesota Cities	19,765	20,627	20,723	21,525	21,300	22,046
MN Mayors Assoc	30	30	30	30	30	30
Metro Cities						
National League of Cities	1,861	1,917	1,953	-		
	44,482	46,963	35,504	33,708	33,097	34,000

DESCRIPTION OF SERVICES:

The Mayor and Council budget provides for legislative and policy making activities of the city on behalf of the citizens of Ramsey. They provide for the planning and control of all financial activities including approving the tax levy, rates and charges, and approval of expenditures.

BUDGET HIGHLIGHTS

- Citizen Survey - Biannual Survey not completed in 2022 - \$15,000
- Happy Days Funding Increase: \$5,000
- 1-3 new members on Council

GOALS OF CURRENT YEAR BUDGET:

- Establish and implement a Strategic Action Plan
- Establish legislative priorities for the City
- Maintain a stable tax levy rate
- Advocate for Highway 10 Improvements at the State and Federal Level

Performance Measurements:

	2018 Actual	2019 Actual	2020 Actual	2021 Actual	2022 Estimate	2023 Projected
Tax Levy Rate	41.73%	40.35%	39.59%	39.25%	42.24%	TBD

FUND GENERAL

DEPARTMENT: COMMISSIONS
 FUNCTION: GENERAL GOVERNMENT

Business Unit	Object Account	Description	2018 Actual	2019 Actual	2020 Actual	2021 Actual	2022 Adopted Budget	2023 Requested Budget
0114	6105	TEMPORARY-WAGES & SALARIES	3,785	3,335	2,940	3,360	4,000	3,500
0114	6122	FICA/MEDICARE CONTRIBUTIONS	300	255	225	257	383	268
0114	6133	WORKERS COMP INSURANCE PREMIUM	18	16	15	12	43	25
0114	6322	POSTAGE	-	-	-	-	-	-
0114	6361	GENERAL LIABILITY/PROPERTY INS	38	36	33	36	60	60
Total Expenditure			4,141	3,642	3,213	3,666	4,486	3,853

PERSONNEL COMPLEMENT

Charter Commission Members	9.00	9.00	9.00	9.00	9.00	9.00	9.00
Planning Commission Members	7.00	7.00	7.00	7.00	7.00	7.00	7.00
Commission Total	16.00	16.00	16.00	16.00	16.00	16.00	16.00

DESCRIPTION OF SERVICES:

The Commissions budget provides council-appointed committee members tasked to review and provide feedback on city plans, initiatives, and policies. Commissions include: Charter Commission, Economic Development Authority Commission, Environmental Policy Board Commission, Parks and Recreation Commission, and Planning Commission.

BUDGET HIGHLIGHTS

- No Major Changes

GOALS OF CURRENT YEAR BUDGET:

Assist the City Council in the implementation of the City's 3-Year Strategic Action Plan
 Implement individual commissions' work plans and missions
 Implement and manage individual commissions' budgets

Performance Measurements:

	2018 Actual	2019 Actual	2020 Actual	2021 Projected	2022 Projected	2023 Projected
# of Meetings: Charter Commission	1	2	1	2	2	2
# of Meetings: Economic Development Authority Commission	12	10	12	12	12	12
# of Meetings: Environmental Policy Board Commission	10	10	10	11	11	11
# of Meetings: Parks and Recreation Commission	9	11	11	10	10	10
# of Meetings: Planning Commission	16	13	15	17	17	17
# of Meetings: City Council Regular Session	23	23	23	23	23	23
# of Meetings: City Council Work Session	26	31	26	25	25	25
# of Meetings: Public Works Committee	10	9	10	8	8	8

FUND GENERAL

DEPARTMENT: ADMINISTRATION
 FUNCTION: GENERAL GOVERNMENT

Business Unit	Object Account	Description	2018 Actual	2019 Actual	2020 Actual	2021 Actual	2022 Adopted Budget	2023 Requested Budget
0130	6102	F.T. REGULAR-WAGES & SALARIES	512,646	497,636	524,501	554,618	573,934	649,108
0130	6103	FULL TIME-REGULAR-OVERTIME	1,116	261	1,315			
0130	6104	PART TIME-WAGES & SALARIES	30,124	36,677	580		14,770	24,553
0130	6105	TEMPORARY-WAGES & SALARIES	8,653	9,685	-	9,394	-	
0130	6108	SEVERANCE PAY	22,741	14,464				
0130	6121	PERA CONTRIBUTIONS	37,440	36,244	38,391	40,765	44,603	50,525
0130	6122	FICA/MEDICARE CONTRIBUTIONS	40,475	38,717	37,053	40,080	49,651	56,154
0130	6123	ICMA RETIREMENT TRUST	2,000	2,000	2,000	2,000	2,000	-
0130	6131	GROUP INSURANCE	62,195	58,925	73,945	80,105	74,982	81,197
0130	6133	WORKERS COMP INSURANCE PREMIUM	3,144	3,007	3,210	2,447	4,928	5,941
0130	6203	DUPLICATING SUPPLY & COPY PAPE	3,596	2,174	4,725	2,174	4,500	5,000
0130	6204	STATIONERY, ENVELOPES & FORMS	2,240	1,039	870	738	2,800	3,000
0130	6208	MISCELLANEOUS OFFICE SUPPLIES	8,934	3,046	3,455	2,570	5,000	5,000
0130	6246	MARKETING	1,391	1,210	-	1,051	3,000	3,000
0130	6249	MISCELLANEOUS OPERATING SUPPLY	6,115	4,305	6,527	2,707	6,500	6,500
0130	6305	MEDICAL/PSYCHOLOGICAL FEES	9,391	6,425	-	-		-
0130	6306	PERSONNEL TESTING	1,598	800	14,042	16,825	16,050	20,000
0130	6315	MISCELLANEOUS PROFESSIONAL SER	66,292	44,262	52,159	57,453	55,000	60,000
0130	6321	TELEPHONE	1,518	1,006	1,044	1,082	-	-
0130	6322	POSTAGE	391	356	424	385	1,000	1,000
0130	6323	CELLULAR PHONES	2,566	1,397	883	933	-	-
0130	6331	TRAVEL & LODGING	975	4,409	-	804	3,500	4,000
0130	6334	MILEAGE REIMBURSEMENT	-	111	-	-	200	-
0130	6335	TRAINING	9,877	14,233	4,787	11,598	15,000	20,000
0130	6352	GENERAL NOTICE & PUBLIC INFOR	495	285	570	188	1,000	1,000
0130	6353	ORDINANCE PUBLICATION	941	876	2,575	1,301	2,000	2,000
0130	6354	HELP WANTED ADVERTISEMENTS	3,850	2,305	1,905	3,276	2,500	3,500
0130	6361	GENERAL LIABILITY/PROPERTY INS	7,876	8,008	8,108	8,410	10,000	10,000
0130	6405	OFFICE & DATA PROCESSING EQUIP	9,792	14,129	9,462	9,130	5,153	4,400
0130	6451	MEMBERSHIP DUES	3,053	3,247	2,418	2,109	3,000	3,000
0130	6452	SUBSCRIPTIONS	343	764	421	589	900	900
0130	6489	OTHER CONTRACTED SERVICES	-	-	-	-	-	-
Total Expenditure			861,767	812,003	795,368	852,730	901,971	1,019,778

PERSONNEL COMPLEMENT

City Administrator	1.00	1.00	1.00	1.00	1.00	1.00
Assistant City Administrator/Econ Dev Dir	1.00	-	-	-	-	-
Human Resources Manager	1.00	-	-	-	-	-
Director of Administrative Services	-	1.00	1.00	1.00	1.00	1.00
City Clerk	0.50	0.50	-	-	1.00	0.80
Deputy City Clerk	-	-	-	1.00	-	-
HR Generalist	-	-	1.00	1.00	1.00	1.00
HR Specialist	-	-	-	-	1.00	1.00
Administrative Clerks	1.00	1.00	1.00	1.00	1.00	1.00
Mgmt Intern	0.50	0.50	0.50	0.50	-	-
Administrative Assistant	1.50	1.73	1.00	-	-	-
Public Information & Events Specialist	1.00	1.00	1.00	1.00	-	-
Communications Coordinator	-	-	-	-	1.00	1.00
Receptionist	1.00	1.00	1.00	1.00	1.50	1.50
Administration Total	8.50	7.73	7.50	7.50	8.50	8.30

6249 Miscellaneous Operating Supplies

Employee Recognition	2,810	1,813	1,703	1,713	2,900	2,900
Expenses for staff workshops and other misc. operating supplies.	3,305	2,492	4,824	994	3,600	3,600
	6,115	4,305	6,527	2,707	6,500	6,500

6315 Miscellaneous Professional Services

Insurance Agent of Record Annual Fee	6,400	7,000	7,000	7,000	7,000	7,000
Excess Liability Insurance Coverage -\$1M for total of \$3M	22,848	-	-	-	-	-
Flex Spending(admin & deposit)	4,248	4,248	4,301	5,436	4,800	5,500
Employee Assistance Program-Cobra/HSA/Group Health	1,300	1,300	4,211	3,468	2,800	3,500
City Code Codification	3,609	1,677	2,016	8,266	3,000	8,000
Miscellaneous department charges-WC Deduction	4,324	5,417	6,070	5,193	7,900	10,000
Recruiting Software	3,000	3,000	3,440	3,681	4,000	4,000
Health admin/enrollment	2,900	2,900	4,320	-	3,500	-
Minute Taking	17,663	18,720	20,801	24,410	22,000	22,000
	66,292	44,262	52,159	57,453	55,000	60,000

6451 Dues

IPMA - National		150	156	-	150	-
ICMA	1,152	1,200	1,300	1,259	1,200	1,375
MCCMA	168	168	338	188	375	350
MAMA	45	45	-	-	45	45
Miscellaneous	1,088	1,084	474	524	1,230	1,230
HR organizations-misc				138		
Rotary	600	600	150	-	-	-
	3,053	3,247	2,418	2,109	3,000	3,000

DESCRIPTION OF SERVICES:

The Administration Department is generally responsible for the execution of city policy/ strategic plan as adopted by the City Council, prepares and maintains official records, provides for the licensing of local businesses and activities as required by state law or city ordinance, provides Human Resource services, and generally oversees the coordination of events and communications for the City.

BUDGET HIGHLIGHTS

- Part-Time Receptionist Full Year funding- 2022 Budget starting date of May 16, 2022
- HR Specialist not budgetd in 2022 but added as full-time position in 2022 \$81,044 (2023 Expense)
- Deputy City Clerk Promoted to City Clerk - From 40 hours to 32 hours so budget neutral
- Public Info & Event Specialist Reclassed to Communications Coordinator

GOALS OF CURRENT YEAR BUDGET:

Oversee implementation of the Council Strategic Action Plan and Legislative Priorities
Optimize use of non-city funding through joint projects, grants, and partnerships

FUND GENERAL

DEPARTMENT: ELECTIONS

FUNCTION: GENERAL GOVERNMENT

Business Unit	Object Account	Description	2018 Actual	2019 Actual	2020 Actual	2021 Actual	2022 Adopted Budget	2023 Requested Budget
0141	6102	F.T. REGULAR-WAGES & SALARIES	7,550	1,716	5,842	388	6,000	-
0141	6103	FULL TIME-REGULAR-OVERTIME	2,189	1,309	1,583		1,700	-
0141	6104	PART TIME-WAGES & SALARIES	1,615	392	1,562	128		-
0141	6105	TEMPORARY-WAGES & SALARIES	34,516	9,264	34,485	1,583	35,000	-
0141	6121	PERA CONTRIBUTIONS	730	256	671	39	578	-
0141	6122	FICA/MEDICARE CONTRIBUTIONS	843	246	677	36	590	-
0141	6133	WORKERS COMP INSURANCE PREMIUM	213	57	212	7	400	-
0141	6208	MISCELLANEOUS OFFICE SUPPLIES	176	-	-	-	-	-
0141	6249	MISCELLANEOUS OPERATING SUPPLY	5,371	1,184	2,602	-	2,600	500
0141	6281	SMALL TOOLS & MINOR EQUIPMENT	5,949	7,425	5,476	5,524	8,000	6,000
0141	6322	POSTAGE	60	36	105	3	105	50
0141	6361	GENERAL LIABILITY/PROPERTY INS	547	219	550	77	550	100
0141	6451	MEMBERSHIP DUES	200	-	-	-	-	-
0141	6580	OTHER EQUIPMENT	-	-	-	-	-	-
Total Expenditure			59,959	22,103	53,763	7,784	55,523	6,650

DESCRIPTION OF SERVICES:
 The Elections budget provides funds needed to conduct the national, state, and local elections in accordance with statutory requirements.

BUDGET HIGHLIGHTS

- Non-Election year.
-

Performance Measurements:						
	2014	2016	2018	2020	2022	2024
Number of Votes	9097	16927	11764	16483	TBD	
Number of Voters registered Election Day	15130	17280	15890	17428	TBD	
Percent (votes/registered)	60.13%	97.96%	74.03%	94.58%	#VALUE!	#DIV/0!
Number of Wards	4	4	4	4	4	4
Number of Precincts	8	8	8	8	9	9

FUND GENERAL

DEPARTMENT: FINANCE
 FUNCTION: GENERAL GOVERNMENT

Business Unit	Object Account	Description	2018 Actual	2019 Actual	2020 Actual	2021 Actual	2022 Adopted Budget	2023 Requested Budget
0153	6102	F.T. REGULAR-WAGES & SALARIES	246,595	256,779	265,330	276,264	270,855	260,839
0153	6108	SEVERANCE PAY	-	-	-	11,013	-	-
0153	6121	PERA CONTRIBUTIONS	18,175	18,954	19,489	20,428	20,314	19,563
0153	6122	FICA/MEDICARE CONTRIBUTIONS	17,834	18,222	19,025	20,511	21,266	20,957
0153	6131	GROUP INSURANCE	26,524	28,896	27,432	26,242	19,151	25,801
0153	6133	WORKERS COMP INSURANCE PREMIUM	660	1,395	1,568	1,190	2,249	2,400
0153	6204	STATIONERY, ENVELOPES & FORMS	630	433	372	841	600	600
0153	6208	MISCELLANEOUS OFFICE SUPPLIES	112	390	1,861	264	400	400
0153	6302	AUDITING & ACCOUNTING SERVICES	30,485	32,680	32,405	38,260	35,000	39,500
0153	6321	TELEPHONE	343	447	464	443	-	-
0153	6322	POSTAGE	1,910	1,689	1,574	1,571	2,000	2,000
0153	6335	TRAINING	-	225	1,739	3,002	3,500	2,000
0153	6352	GENERAL NOTICE & PUBLIC INFOR	527	263	296	409	500	500
0153	6361	GENERAL LIABILITY/PROPERTY INS	3,200	3,637	3,874	4,052	4,300	4,500
0153	6451	MEMBERSHIP DUES	659	544	623	777	800	850
0153	6489	OTHER CONTRACTED SERVICES	2,877	3,035	3,114	3,450	4,000	7,000
Total Expenditure			350,532	367,590	379,167	408,717	384,935	386,910

PERSONNEL COMPLEMENT

Finance Director	1.00	1.00	1.00	1.00	1.00	1.00	1.00
Asst. Finance Director	1.00	1.00	1.00	1.00	1.00	1.00	1.00
Accountant I	1.00	-	-	-	-	-	1.00
Accountant II	-	1.00	1.00	-	-	-	-
Accountant III	-	-	-	1.00	1.00	-	-
Accounting Clerk	1.00	-	-	-	1.00	1.00	1.00
Sr. Accounting Clerk	-	1.00	1.00	1.00	-	-	-
Finance Total	4.00	4.00	4.00	4.00	4.00	4.00	4.00

DESCRIPTION OF SERVICES:

The Finance Department is responsible for financial reporting and budgeting, assessments, cash receipts, accounts receivable, accounts payable, payroll processing, debt service management and investment of all city funds.

BUDGET HIGHLIGHTS

- Single Audit due to ARPA Funds \$4,000
-

GOALS OF CURRENT YEAR BUDGET:

- Continued long-term financial planning (5-Year Budget & 10-Year CIP)
- Continued CAFR award recognition
- Ensure compliance with state and federal laws

Performance Measurements:

	2018 Actual	2019 Actual	2020 Actual	2021 Actual	2022 Projected	2023 Projected
Average Rate of Return	1.53%	2.18%	2.00%	1.53%	0.50%	2.00%
Bond Rating	AA+	AA+	AA+	AA+	AA+	AA+

FUND GENERAL

DEPARTMENT: ASSESSING
 FUNCTION: GENERAL GOVERNMENT

Business Unit	Object Account	Description	2018 Actual	2019 Actual	2020 Actual	2021 Actual	2022 Adopted Budget	2023 Requested Budget
0155	6489	OTHER CONTRACTED SERVICES	140,246	143,667	147,722	120,463	150,000	130,000
Total Expenditure			140,246	143,667	147,722	120,463	150,000	130,000

DESCRIPTION OF SERVICES:
 The Assessing budget provides contractual assessing services provided by Anoka County.

BUDGET HIGHLIGHTS

- County implemented more efficient appraisal software

GOALS OF CURRENT YEAR BUDGET:
 Increase number of in-person assessment appraisals to better reflect market values

Performance Measurements:						
	2018 Actual	2019 Actual	2020 Actual	2021 Projected	2022 Projected	2023 Projected
Number of Assessed Parcels - Residential Properties	8,717	8,848	8,993	9,128	9,347	9,487
Number of Assessed Parcels - Commercial Properties	378	384	383	389	402	408

FUND GENERAL

DEPARTMENT: LEGAL
 FUNCTION: GENERAL GOVERNMENT

Business Unit	Object Account	Description	2018 Actual	2019 Actual	2020 Actual	2021 Actual	2022 Adopted Budget	2023 Requested Budget
0161	6304	LEGAL FEES	120,873	151,343	123,305	124,320	125,000	125,000
0161	6361	GENERAL LIABILITY/PROPERTY INS	1,092	1,479	1,229	1,157	1,600	1,600
Total Expenditure			121,965	152,821	124,533	125,477	126,600	126,600

DESCRIPTION OF SERVICES:
 The Legal budget provides for legal counsel to the City Council and city staff, reviews ordinances, resolutions, contracts and other legal documents. The budget also provides for prosecution services. The City's prosecution services are provided by Eckberg, Lammers Attorneys at Law and other legal services are provided by Holstad & Knaak, PLC

BUDGET HIGHLIGHTS

- No Major Changes

GOALS OF CURRENT YEAR BUDGET:
 Ensure city compliance with all laws

FUND GENERAL

DEPARTMENT: PLANNING AND ZONING
 FUNCTION: GENERAL GOVERNMENT

Business Unit	Object Account	Description	2018 Actual	2019 Actual	2020 Actual	2021 Actual	2022 Adopted Budget	2023 Requested Budget
0191	6102	F.T. REGULAR-WAGES & SALARIES	342,609	408,399	446,437	486,561	520,222	572,465
0191	6104	PART-TIME WAGES & SALARIES	8,873	31,332	34,004	40,016	65,513	67,500
0191	6105	TEMPORARY-WAGES & SALARIES	7,516	9,212	-	5,908	-	-
0191	6108	SEVERANCE PAY	-	-	-	47,657	-	-
0191	6121	PERA CONTRIBUTIONS	25,938	32,796	33,872	37,293	39,998	44,853
0191	6122	FICA/MEDICARE CONTRIBUTIONS	26,675	33,750	35,801	40,393	46,426	51,824
0191	6131	GROUP INSURANCE	35,865	42,110	39,841	49,990	52,929	77,009
0191	6133	WORKERS COMP INSURANCE PREMIUM	2,006	2,415	2,792	2,350	4,743	5,499
0191	6208	MISCELLANEOUS OFFICE SUPPLIES	803	464	565	1,805	1,000	1,000
0191	6249	MISCELLANEOUS OPERATING SUPPLY	1,091	473	3,551	2,374	3,000	3,000
0191	6315	MISCELLANEOUS PROFESSIONAL SER	115,220	104,315	43,474	3,103	10,000	10,000
0191	6321	TELEPHONE	432	559	585	637	-	-
0191	6322	POSTAGE	2,598	481	754	851	1,000	1,000
0191	6323	CELLULAR PHONES	2,607	2,163	2,267	3,139	-	-
0191	6325	LONG DISTANCE CHARGES	-	-	-	-	-	-
0191	6331	TRAVEL & LODGING	394	1,261	19	-	1,500	1,500
0191	6334	MILEAGE REIMBURSEMENT	2	-	-	-	-	500
0191	6335	TRAINING	2,581	1,852	90	1,805	3,500	3,500
0191	6352	GENERAL NOTICE & PUBLIC INFOR	1,252	1,145	574	581	2,000	3,000
0191	6361	GENERAL LIABILITY/PROPERTY INS	5,289	6,663	6,884	7,415	9,000	9,000
0191	6451	MEMBERSHIP DUES	1,124	633	1,015	2,004	2,000	2,000
0191	6452	SUBSCRIPTIONS	456	787	859	-	1,000	1,000
0191	6471	BOOKS & PAMPHLETS	-	155	-	-	-	-
0191	6550	VEHICLES	-	155	-	-	-	-
Total Expenditure			583,331	681,120	653,382	733,882	763,831	854,650

PERSONNEL COMPLEMENT

City Planner	2.00	2.00	2.00	1.00	-	1.00
Planning Manager	-	-	-	-	1.00	1.00
Senior City Planner	-	-	1.00	1.00	1.00	1.00
Community Development Director	1.00	1.00	-	-	-	-
Zoning Code Enforcement Officer	-	-	-	1.00	1.00	1.00
Deputy City Administrator/Community Development Director	-	-	1.00	1.00	1.00	-
Community Development Director	-	-	-	-	-	1.00
Planning Technician	-	-	-	1.00	1.00	-
Economic Development Manager	-	1.00	1.00	1.00	1.00	1.00
Community Development Assistant	1.00	1.00	0.40	0.40	0.50	0.50
Planning Intern	0.50	0.50	0.50	0.50	-	-
Administrative Assistant	-	0.73	0.73	0.73	0.73	0.73
Planning & Zoning Total	4.50	6.23	6.63	7.63	7.23	7.23

DESCRIPTION OF SERVICES:

The mission of the Community Development Department is to guide residential and commercial growth through comprehensive planning processes and administer the city's building and zoning codes in a equitable and professional manner to promote and sustain public safety, quality of life, and the health and well being of the whole community.

The Planning Division's function is to prepare and implement the City's Comprehensive Plan (the City's land use guide) and comprises of two (2) major functions: long-range land use planning and zoning administration.

BUDGET HIGHLIGHTS

- Planning Tech was promoted to City Planner in 2022 (2022 budget included for Planning Tech)
- Code Enforcement Officer Started at Higher step in 2022 than budgeted
- City Planner was promoted to Senior City Planner in 2022 (2022 budget included for City Planner)

GOALS OF CURRENT YEAR BUDGET:

All Land Use Applications processed with 60 days.
Standard plan review completed within 5 business day (previously 10 business days).
Improve Responsiveness to Code Violation Complaints
Improve image of key nodes/corridors and be proactive on site plans due to Ramsey Gateway Project.
Improve the application process for land use applications.

Performance Measurements:						
	2018 Actual	2019 Actual	2020 Actual	2021 Projected	2022 Projected	2023 Projected
Number of Land Use Applications	64	53	43	40	40	40
Number of Permits	2,681	3,313	3,600	2,500	2,500	2,500
Number of Code Enforcement Cases	158	147	183	300	300	300

Business Unit	Object Account	Description	2018 Actual	2019 Actual	2020 Actual	2021 Actual	2022 Adopted Budget	2023 Requested Budget
0192	6102	F.T. REGULAR-WAGES & SALARIES	138,336	149,915	158,179	146,476	235,810	246,091
0192	6104	PART TIME-WAGES & SALARIES	1,004	-	-	-	-	-
0192	6108	SEVERANCE PAY	-	-	-	4,660	-	-
0192	6121	PERA CONTRIBUTIONS	10,384	11,173	11,761	10,880	17,686	18,457
0192	6122	FICA/MEDICARE CONTRIBUTIONS	10,084	11,182	11,752	11,118	18,039	18,826
0192	6131	GROUP INSURANCE	21,240	20,645	22,369	22,400	36,330	37,888
0192	6133	WORKERS COMP INSURANCE PREMIUM	812	836	967	691	2,028	2,264
0192	6206	FILM, MICROFILM, TAPES, DISKS	-	-	-	-	-	-
0192	6208	MISCELLANEOUS OFFICE SUPPLIES	59	153	37	71	250	275
0192	6249	MISCELLANEOUS OPERATING SUPPLY	2,353	1,060	455	299	750	800
0192	6281	SMALL TOOLS & MINOR EQUIPMENT	22,974	41,290	34,196	39,098	49,000	61,720
0192	6321	TELEPHONE	8,536	8,249	6,746	7,206	16,900	15,000
0192	6323	CELLULAR PHONES	-	-	-	72	47,150	50,520
0192	6335	TRAINING	-	2,708	91	-	-	2,800
0192	6361	GENERAL LIABILITY/PROPERTY INS	4,590	6,070	5,957	6,329	8,000	9,000
0192	6374	REFUSE/RECYCLING	-	-	-	-	-	450
0192	6405	OFFICE & DATA PROCESSING EQUIP	285,585	288,359	305,535	356,981	334,641	354,571
0192	6580	OTHER EQUIPMENT	-	-	-	-	-	-
0192	6585	COMPUTER HARDWARE/SOFTWARE	-	81,526	24,423	-	30,000	-
Total Expenditure			505,957	623,164	582,467	606,281	796,584	818,662

PERSONNEL COMPLEMENT

IT Manager	1.00	1.00	1.00	1.00	1	1
Systems & Security					1	1
IT Tech	0.73	0.73	1.00	1.00	1	1
Data Processing Total	1.73	1.73	2.00	2.00	3.00	3.00

6405 Office Equipment Contracts

Support	10,000	10,000	4,120	7,519		
Financial Support(General Ledger,P/R, S/A, F/A & System Dev)(LOGIS)	93,222	93,222	100,741	108,545	96,110	100,795
PIMS System Support (LOGIS)	35,169	35,169	44,271	46,115	47,875	49,880
Tungsten(LOGIS)	-	-	-	5,000	3,860	4,055
GIS (LOGIS)	38,500	38,500	42,753	48,415	50,115	52,620
Laser Fiche Licensing	7,000	7,000	8,000	8,000	14,250	14,250
Licensing/maintenance through Logis	62,287	65,417	58,783	57,290	20,011	15,191
Other Licensing/Maintenance (Civic Rec/Engineering)				10,877	25,180	25,180
Internet (Included in LOGIS Support)	12,344	12,344	15,219	16,660	17,560	18,440
Server Backup/Hosting LOGIS			26,648	35,975	39,790	54,270
Copier/Printer Support	4,000	5,180	5,000	4,772	13,849	13,849
Phone Support					6,041	6,041
Website Annual Fee	23,063	21,527		7,814		
	285,585	288,359	305,535	356,981	334,641	354,571

6585 Computer Hardware / Software

Server Virtualization	-	81,526	24,423	-		
Universal Power Supply					30,000	-
Police Copiers - File & Patrol Rooms						
	-	81,526	24,423	-	30,000	-

DESCRIPTION OF SERVICES:

The Information Technology Department manages and maintains all voice, network, and data systems for the city. They also handle long-term project planning, technology implementations and helpdesk support for city staff.

BUDGET HIGHLIGHTS

- Annual LOGIS increase - \$20,000
- Line Item #6281 - Replace Laptops (8 of 40 every 5 years) \$2,800 additional laptop for fire chief
- No Capital Budgeted for in 2023. \$30,000 in 2022

GOALS OF CURRENT YEAR BUDGET:

Ensure staff access to tools and resources in order to provide effective services to citizens.
Identify efficiency, security, and cost-saving opportunities that improve/maintain city services using technology & staff.

Performance Measurements:						
	2018 Actual	2019 Actual	2020 Actual	2021 Projected	2022 Projected	2023 Projected
Number of Physical Servers	8	4	4	2	3	3
Number of Virtualized Servers	0	7	7	12	14	13
Number of Desktop PCs / Laptops	160	162	162	173	177	180
Number of Phones	104	105	105	105	109	112
Number of Mobile Phones	61	62	62	62	65	65
Number of Tablets	16	18	18	20	23	30
Number of Wireless Access Points	8	8	8	11	18	28

FUND GENERAL

DEPARTMENT: GENERAL GOVERNMT. BUILDINGS
 FUNCTION: GENERAL GOVERNMENT

Business Unit	Object Account	Description	2018 Actual	2019 Actual	2020 Actual	2021 Actual	2022 Adopted Budget	2023 Requested Budget
0194	6102	F.T. REGULAR-WAGES & SALARIES	109,443	113,982	116,505	130,000	175,672	189,035
0194	6103	FULL TIME-REGULAR-OVERTIME	1,985	1,075	1,864	2,051		
0194	6104	PART TIME-WAGES & SALARIES	46,008	49,263	50,761	44,495	26,185	28,947
0194	6107	OVERTIME-PART TIME	-	1,905				
0194	6121	PERA CONTRIBUTIONS	11,666	12,232	12,245	13,130	15,139	16,349
0194	6122	FICA/MEDICARE CONTRIBUTIONS	11,775	11,980	12,171	12,608	15,442	16,676
0194	6131	GROUP INSURANCE	19,450	23,944	26,079	30,506	40,527	41,932
0194	6133	WORKERS COMP INSURANCE PREMIUM	6,523	8,796	9,975	8,687	11,451	16,915
0194	6221	CLEANING SUPPLIES	1,946	1,503	1,391	2,496	3,000	3,500
0194	6223	GASOLINE	3,111	2,466	1,543	2,455	3,500	4,000
0194	6225	DIESEL FUEL	978	793	758	451	1,000	1,500
0194	6231	UNIFORMS & TURN-OUT GEAR	2,278	1,605	2,269	1,575	2,000	2,000
0194	6249	MISCELLANEOUS OPERATING SUPPLY	15,313	14,463	15,371	16,462	17,000	18,000
0194	6257	OTHER VEHICLE PARTS	1,168	4,101	623	280	1,500	1,500
0194	6259	BUILDING MAINT/REPAIR SUPPLIES	3,067	4,001	1,994	4,036	7,000	7,000
0194	6275	OTHER EQUIPMENT PARTS	-	-				
0194	6281	SMALL TOOLS & MINOR EQUIPMENT	1,291	3,117	3,064	4,520	6,000	6,000
0194	6323	CELLULAR PHONES	1,705	1,575	1,403	1,671	-	-
0194	6361	GENERAL LIABILITY/PROPERTY INS	5,217	6,210	5,995	6,609	9,000	9,000
0194	6371	ELECTRIC UTILITIES	98,140	90,508	94,612	99,184	100,000	112,000
0194	6372	WATER/IRRIGATION	3,044	2,057	2,853	2,412	4,000	3,200
0194	6373	GAS	28,789	29,313	20,395	30,273	30,000	42,000
0194	6374	REFUSE/RECYCLING	3,882	4,790	5,230	4,852	5,300	5,200
0194	6381	BUILDING & STRUCTURE REPAIR	12,463	7,641	9,855	7,747	15,000	22,000
0194	6382	MACHINERY & EQUIPMENT REPAIR	12,587	11,461	12,554	13,193	22,000	22,000
0194	6388	OTHER VEHICLE REPAIR	1,771	1,845	343	2,043	1,500	1,500
0194	6415	OTHER EQUIPMENT RENTAL	-	-				
0194	6417	UNIFORM RENTAL	-	-				
0194	6489	OTHER CONTRACTED SERVICES	80,216	83,467	89,902	87,387	95,000	97,000
0194	6520	BUILDINGS	-	-	-	-	-	-
0194	6550	MOTOR VEHICLES	-	-	-	-	45,000	-
0194	6580	OTHER EQUIPMENT	-	-	-	-	-	-
Total Expenditure			483,815	494,094	501,162	529,125	652,216	667,254

PERSONNEL COMPLEMENT

Gen. Gov't. Bldgs.

Building Maintenance	2.63	3.13	3.13	3.13	3.50	3.50
Gen Govt Bldgs Total	2.63	3.13	3.13	3.13	3.50	3.50

6550 Motor Vehicles

Utility Tractor (net of \$10,000 trade in)	-	-	-	-	45,000	-
--	---	---	---	---	--------	---

6580 Other Equipment

DESCRIPTION OF SERVICES:

The General Government Buildings Department is responsible for cleaning city buildings and the repair and maintenance of all building systems.

BUDGET HIGHLIGHTS

- Market Rate Adjustments from AFSCME Contract - Building maintenance workers
- Gas & Electric Utility Increases - Rate increases from Connexus & Centerpoint
-

GOALS OF CURRENT YEAR BUDGET:

Clean and maintain our municipal buildings to the highest level possible
Continue to prepare and support voting precincts during elections
Respond to all maintenance requests in a timely manner

Performance Measurements:						
	2018 Estimate	2019 Projected	2020 Projected	2021 Projected	2022 Projected	2023 Projected
Buildings Maintained	12	12	12	13	13	13
Rooms Prepared for Meetings Annually	1210	1210	1210	1210	1210	1210
Maintenance Request Cleared	40	40	40	45	45	45

FUND GENERAL

DEPARTMENT: NEWSLETTER
 FUNCTION: GENERAL GOVERNMENT

Business Unit	Object Account	Description	2018 Actual	2019 Actual	2020 Actual	2021 Actual	2022 Adopted Budget	2023 Requested Budget
0195	6102	F.T. REGULAR-WAGES & SALARIES	4,751	3,928	3,819	4,997	6,048	6,230
0195	6121	PERA CONTRIBUTIONS	356	295	286	375	454	467
0195	6122	FICA/MEDICARE CONTRIBUTIONS	395	327	316	413	463	476
0195	6133	WORKERS COMP INSURANCE PREMIUM	25	20	21	19	52	57
0195	6322	POSTAGE	10,072	10,557	11,346	11,721	12,500	13,000
0195	6352	GENERAL NOTICE & PUBLIC INFOR	37,951	33,276	28,872	34,088	33,000	38,000
0195	6361	GENERAL LIABILITY/PROPERTY INS	493	484	463	519	800	850
Total Expenditure			54,043	48,885	45,123	52,132	53,317	59,080

DESCRIPTION OF SERVICES:
 The community newsletter, The Ramsey Resident, is distributed to residential homes every two months. It is intended to provide public information about community events and local government.

- BUDGET HIGHLIGHTS**
- Cost of paper is increasing
 - Likely postage increase

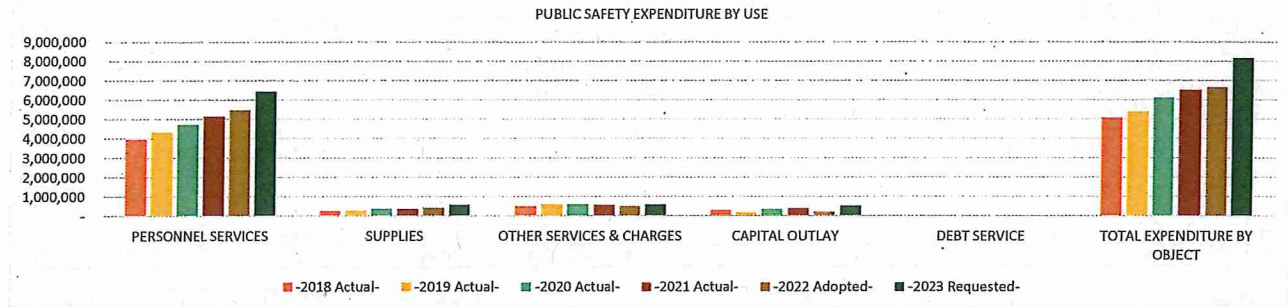
GOALS OF CURRENT YEAR BUDGET:
 Implement refreshed Ramsey branding items into the newsletter

Performance Measurements:						
	2018 Actual	2019 Actual	2020 Actual	2021 Actual	2022 Projected	2023 Projected
Number of newsletters completed annually	6	6	6	6	6	6
Number of full color newsletters completed annually	6	6	6	6	6	6
Number of pages published annually	100	100	100	100	100	100
Annual quantity of paid ads	60	60	60	60	60	60

PUBLIC SAFETY

211-280

EXPENDITURE BY OBJECT SUMMARY	-2018 Actual-	-2019 Actual-	-2020 Actual-	-2021 Actual-	-2022 Adopted-	-2023 Requested-
PERSONNEL SERVICES	3,970,489	4,337,124	4,749,611	5,155,607	5,481,238	6,446,330
SUPPLIES	283,527	284,616	382,703	369,266	436,300	585,872
OTHER SERVICES & CHARGES	524,332	596,473	611,818	587,273	513,364	599,401
CAPITAL OUTLAY	314,203	187,166	367,037	414,474	229,000	534,626
DEBT SERVICE	-	-	-	-	-	-
TOTAL EXPENDITURE BY OBJECT	5,092,551	5,405,379	6,111,169	6,526,621	6,659,902	8,166,229



LINE ITEM DETAIL BY COST CENTER OR SUB-FUNCTION

PUBLIC SAFETY

211-280

EXPENDITURE BY OBJECT RECAP ALL SUB-FUNCTIONS		-2018 Actual-	-2019 Actual-	-2020 Actual-	-2021 Actual-	-2022 Adopted-	-2023 Requested-
PERSONNEL SERVICES							
WAGES AND SALARIES							
6102	F.T. REGULAR-WAGES & SALARIES	2,629,530	2,867,497	3,073,112	3,322,106	3,600,399	4,100,645
6103	FULL TIME-REGULAR-OVERTIME	94,925	100,480	107,397	124,171	101,000	101,000
6104	PART TIME-WAGES & SALARIES	351,953	342,346	419,339	452,711	451,940	642,300
6105	TEMPORARY-WAGES & SALARIES	-	-	7,697	2,964	-	-
6107	OVERTIME-PART TIME	-	-	-	-	-	-
TOTAL WAGES AND SALARIES		3,076,408	3,310,324	3,607,545	3,901,953	4,153,339	4,843,945
OTHER GROSS EARNINGS							
6108	SEVERANCE PAY	6,894	22,719	-	-	-	-
TOTAL OTHER GROSS EARNINGS		6,894	22,719	-	-	-	-
EMPLOYER CONTRIBUTIONS							
6121	PERA CONTRIBUTIONS	418,119	471,042	538,587	577,818	617,089	678,390
6122	FICA/MEDICARE CONTRIBUTIONS	87,930	92,679	100,100	109,484	121,817	138,589
6131	GROUP INSURANCE	273,027	315,534	353,522	404,748	413,915	491,187
6132	DISABILITY INSURANCE	1,284	1,313	1,313	1,313	1,300	1,313
6133	WORKERS COMP INSURANCE PREMIUM	106,826	123,514	148,543	160,291	173,778	292,906
TOTAL EMPLOYER CONTRIBUTIONS		887,186	1,004,081	1,142,066	1,253,655	1,327,899	1,602,385
Total PERSONNEL SERVICES		3,970,489	4,337,124	4,749,611	5,155,607	5,481,238	6,446,330
SUPPLIES							
OFFICE SUPPLIES							
6204	STATIONERY, ENVELOPES & FORMS	1,894	3,253	3,541	2,293	3,100	3,150
6206	FILM, MICROFILM, TAPES, DISKS	1,150	1,983	837	568	1,900	1,600
6207	TRAINING SUPPLIES	1,951	2,565	3,609	3,154	3,550	12,700
6208	MISCELLANEOUS OFFICE SUPPLIES	3,335	3,487	2,164	2,152	4,850	4,000
TOTAL OFFICE SUPPLIES		8,330	11,288	10,151	8,167	13,400	21,450
OPERATING SUPPLIES							
6223	GASOLINE	73,963	70,208	63,697	90,220	76,000	126,000
6225	DIESEL FUEL	3,617	3,783	4,315	5,959	5,000	8,400
6227	LUBRICANTS & ADDITIVES	939	951	934	1,312	1,100	1,200
6229	SHOP MATERIALS	647	962	906	3,149	1,000	1,000
6231	UNIFORMS & TURN-OUT GEAR	45,597	52,434	95,064	79,822	100,750	127,750
6233	BATTERIES	1,105	1,071	652	1,262	2,000	2,000
6235	AMMUNITION	7,135	9,386	15,970	1,700	12,000	12,000
6237	CRIME SCENE KIT MATERIALS	894	669	368	1,843	1,000	1,000
6239	FIRST AID SUPPLIES	17,964	2,560	12,345	5,922	10,300	10,500
6241	COMMUNITY POLICING SUPPLIES	4,880	7,750	10,310	9,190	9,000	10,000
6249	MISCELLANEOUS OPERATING SUPPLY	43,103	35,512	40,731	27,675	47,350	55,250
TOTAL OPERATING SUPPLIES		199,844	185,286	245,292	228,054	265,500	355,100
REPAIR AND MAINTENANCE SUPPLIES							
6251	BATTERIES	2,051	812	678	516	3,000	2,500
6253	BRAKES	2,281	2,342	3,421	3,466	3,000	3,500
6255	TIRES	6,427	7,271	7,458	10,708	8,000	9,000
6257	OTHER VEHICLE PARTS	19,638	9,690	19,967	17,590	29,000	29,000
6259	BUILDING MAINT/REPAIR SUPPLIES	118	7,844	357	16,040	33,000	36,022
6266	SCBA-PARTS	2,292	4,843	4,679	4,055	6,000	20,000
6271	SIGN REPAIR MATERIALS	-	121	382	-	2,000	2,000
6275	OTHER EQUIPMENT PARTS	4,362	6,158	662	3,074	6,100	7,500
TOTAL REPAIR AND MAINTENANCE SUPPLIES		37,168	39,081	37,604	55,448	90,100	109,522
SMALL TOOLS AND MINOR EQUIPMENT							
6281	SMALL TOOLS & MINOR EQUIPMENT	38,186	48,456	89,606	77,596	67,100	99,600
TOTAL SMALL TOOLS AND MINOR EQUIPMENT		38,186	48,456	89,606	77,596	67,100	99,600
MERCHANDISE FOR RESALE							
6291	CULVERTS, SIGNS, STREET SUPPLY	-	505	50	-	200	200
TOTAL MERCHANDISE FOR RESALE		-	505	50	-	200	200
Total SUPPLIES		283,527	284,616	382,703	369,266	436,300	585,872

OTHER SERVICES & CHARGES							
PROFESSIONAL SERVICES							
6302	AUDITING & ACCOUNTING SERVICES	3,750	3,900	4,050	4,241	4,000	4,300
6315	MISCELLANEOUS PROFESSIONAL SER	160,494	212,959	225,996	170,096	111,000	112,400
TOTAL PROFESSIONAL SERVICES		164,244	216,859	230,046	174,337	115,000	116,700
COMMUNICATION							
6321	TELEPHONE	4,395	4,459	4,400	4,045	-	-
6322	POSTAGE	2,118	1,991	2,029	4,547	4,450	4,450
6323	CELLULAR PHONES	17,080	17,549	22,235	24,384	-	-
TOTAL COMMUNICATION		23,594	24,000	28,664	32,975	4,450	4,450
EMPLOYEE REIMBURSEMENTS							
6331	TRAVEL & LODGING	5,216	3,962	2,765	5,695	7,300	9,000
6334	MILEAGE REIMBURSEMENT	-	528	170	93	750	750
6335	TRAINING	55,005	60,763	56,199	72,214	73,600	83,800
TOTAL EMPLOYEE REIMBURSEMENTS		60,221	65,253	59,135	78,002	81,650	93,550
INSURANCE							
6361	GENERAL LIABILITY/PROPERTY INS	60,944	71,100	80,624	75,223	92,850	97,200
TOTAL INSURANCE		60,944	71,100	80,624	75,223	92,850	97,200
UTILITIES							
6371	ELECTRIC UTILITIES	31,589	32,858	32,059	31,983	34,200	36,200
6372	WATER/IRRIGATION	4,994	4,397	4,797	3,847	5,000	5,000
6373	GAS	6,077	7,072	5,034	8,552	7,000	9,000
6374	REFUSE/RECYCLING	1,122	1,250	1,363	1,431	1,400	1,600
TOTAL UTILITIES		43,782	45,576	43,253	45,813	47,600	51,800
REPAIRS AND MAINTENANCE - LABOR							
6382	MACHINERY & EQUIPMENT REPAIR	20,796	4,542	5,491	15,907	16,500	16,500
6383	OFFICE EQUIPMENT REPAIR	-	-	-	-	-	-
6386	BRAKE REPAIR	-	-	-	-	-	-
6388	OTHER VEHICLE REPAIR	45,129	70,917	55,013	53,322	52,000	58,000
6389	TOWING SERVICES	3,224	1,623	2,037	240	3,000	3,500
TOTAL REPAIRS AND MAINTENANCE - LABOR		69,149	77,081	62,541	69,470	71,500	78,000
REPAIRS AND MAINTENANCE - CONTRACTS							
6405	OFFICE & DATA PROCESSING EQUIP	41,370	41,614	50,694	49,637	30,639	80,526
TOTAL REPAIRS AND MAINTENANCE - CONTRACTS		41,370	41,614	50,694	49,637	30,639	80,526
RENTALS							
6413	OFFICE EQUIPMENT RENTAL	5,966	4,837	5,995	5,265	6,000	6,000
6415	OTHER EQUIPMENT RENTAL	31,613	31,014	33,601	37,295	37,125	37,125
TOTAL RENTALS		37,578	35,851	39,596	42,560	43,125	43,125
DUES, SUBSCRIPTIONS, AND REGISTRATION FEES							
6451	MEMBERSHIP DUES	5,421	5,546	6,067	4,887	8,250	8,250
6452	SUBSCRIPTIONS	-	688	41	627	-	-
TOTAL DUES, SUBSCRIPTIONS, AND REGISTRATION FEES		5,421	6,234	6,108	5,514	8,250	8,250
BOOKS AND PAMPHLETS							
6471	BOOKS & PAMPHLETS	3,020	626	2,331	1,132	3,300	3,800
TOTAL BOOKS AND PAMPHLETS		3,020	626	2,331	1,132	3,300	3,800
CONTRACTED SERVICES							
6489	OTHER CONTRACTED SERVICES	15,010	12,279	8,826	12,611	15,000	22,000
TOTAL CONTRACTED SERVICES		15,010	12,279	8,826	12,611	15,000	22,000
Total OTHER SERVICES & CHARGES		524,332	596,473	611,818	587,273	513,364	599,401
CAPITAL OUTLAY							
CAPITAL OUTLAY							
6540	HEAVY MACHINERY	-	-	-	-	-	-
6550	MOTOR VEHICLES	98,487	111,789	351,094	414,474	64,000	479,626
6580	OTHER EQUIPMENT	215,716	75,378	15,943	-	165,000	55,000
TOTAL CAPITAL OUTLAY		314,203	187,166	367,037	414,474	229,000	534,626
Total CAPITAL OUTLAY		314,203	187,166	367,037	414,474	229,000	534,626
DEBT SERVICE							
DEBT SERVICE							
6603	OTHER L.T. OBLIGATION PRINCIPA	-	-	-	-	-	-
TOTAL DEBT SERVICE		-	-	-	-	-	-
TOTAL DEBT SERVICE		-	-	-	-	-	-
TOTAL EXPENDITURES & OTHER FINANCING		5,092,551	5,405,379	6,111,169	6,526,621	6,659,902	8,166,229

FUND GENERAL

DEPARTMENT: POLICE PROTECTION
 FUNCTION: PUBLIC SAFETY

Business Unit	Object Account	Description	2018 Actual	2019 Actual	2020 Actual	2021 Actual	2022 Adopted Budget	2023 Requested Budget
0211	6102	F.T. REGULAR-WAGES & SALARIES	2,226,750	2,382,526	2,566,863	2,778,260	3,019,624	3,277,345
0211	6103	FULL TIME-REGULAR-OVERTIME	94,598	100,248	95,476	117,561	101,000	101,000
0211	6104	PART TIME-WAGES & SALARIES	86,060	77,511	84,498	115,637	97,721	137,311
0211	6105	TEMPORARY-WAGES & SALARIES						
0211	6108	SEVERANCE PAY	6,894	22,719				
0211	6121	PERA CONTRIBUTIONS	369,085	408,862	466,528	499,077	532,307	568,131
0211	6122	FICA/MEDICARE CONTRIBUTIONS	50,348	53,390	55,299	62,071	70,292	78,141
0211	6131	GROUP INSURANCE	226,600	258,970	294,930	336,074	343,537	383,719
0211	6133	WORKERS COMP INSURANCE PREMIUM	79,187	94,302	111,190	129,942	130,402	229,078
0211	6204	STATIONERY, ENVELOPES & FORMS	911	2,567	2,654	1,602	1,600	1,900
0211	6206	FILM, MICROFILM, TAPES, DISKS	1,150	1,101	837	568	1,600	1,300
0211	6207	TRAINING SUPPLIES	1,951	2,565	3,609	3,154	3,550	12,700
0211	6208	MISCELLANEOUS OFFICE SUPPLIES	2,579	2,561	1,838	1,718	3,500	3,000
0211	6223	GASOLINE	58,811	55,400	50,539	72,247	60,000	101,000
0211	6227	LUBRICANTS & ADDITIVES	939	951	934	1,312	1,100	1,200
0211	6229	SHOP MATERIALS	647	962	906	3,149	1,000	1,000
0211	6231	UNIFORMS & TURN-OUT GEAR	18,878	30,905	65,867	40,663	55,000	72,000
0211	6233	BATTERIES	1,105	1,071	652	1,262	2,000	2,000
0211	6235	AMMUNITION	7,135	9,386	15,970	1,700	12,000	12,000
0211	6237	CRIME SCENE KIT MATERIALS	894	669	368	1,843	1,000	1,000
0211	6239	FIRST AID SUPPLIES	15,719	1,164	4,304	2,488	4,300	4,500
0211	6249	MISCELLANEOUS OPERATING SUPPLY	5,742	9,644	8,940	7,865	9,100	17,500
0211	6251	BATTERIES	961	812	678	516	2,000	1,500
0211	6253	BRAKES	2,281	2,342	3,421	3,466	3,000	3,500
0211	6255	TIRES	6,427	7,271	7,458	10,708	8,000	9,000
0211	6257	OTHER VEHICLE PARTS	10,986	6,795	8,724	13,015	15,000	15,000
0211	6259	BUILDING MAINT/REPAIR SUPPLIES	118	7,844	357	16,040	13,000	16,022
0211	6275	OTHER EQUIPMENT PARTS	964	1,268	443	1,770	1,100	2,500
0211	6281	SMALL TOOLS & MINOR EQUIPMENT	17,568	31,268	42,701	56,920	34,500	64,000
0211	6315	MISCELLANEOUS PROFESSIONAL SER	3,444	4,730	8,190	6,198	11,000	10,000
0211	6321	TELEPHONE	2,233	2,124	2,203	2,072	-	-
0211	6322	POSTAGE	1,020	1,259	1,331	3,141	2,600	2,600
0211	6323	CELLULAR PHONES	10,166	10,072	13,184	15,313	-	-
0211	6331	TRAVEL & LODGING	4,716	3,549	2,492	5,421	5,000	6,000
0211	6334	MILEAGE REIMBURSEMENT	-	-	-	-	250	250
0211	6335	TRAINING	24,495	26,762	21,693	32,990	32,500	35,000
0211	6361	GENERAL LIABILITY/PROPERTY INS	42,787	49,548	56,773	52,507	62,000	64,000
0211	6382	MACHINERY & EQUIPMENT REPAIR	373	235	410	1,244	500	500
0211	6383	OFFICE EQUIPMENT REPAIR	-	-	-	-	-	-
0211	6386	BRAKE REPAIR	-	-	-	-	-	-
0211	6388	OTHER VEHICLE REPAIR	7,904	5,643	10,152	16,616	12,000	13,000
0211	6389	TOWING SERVICES	3,224	1,623	2,037	240	3,000	3,500
0211	6405	OFFICE & DATA PROCESSING EQUIP	2,830	2,445	10,419	7,856	12,000	12,000
0211	6413	OFFICE EQUIPMENT RENTAL	5,966	4,837	5,995	5,265	6,000	6,000
0211	6415	OTHER EQUIPMENT RENTAL	30,485	31,014	33,601	37,295	37,000	37,000
0211	6451	MEMBERSHIP DUES	2,422	3,018	3,473	2,757	3,800	3,800
0211	6489	OTHER CONTRACTED SERVICES	7,467	5,410	3,195	8,942	6,000	10,000
0211	6550	MOTOR VEHICLES	57,293	67,155	35,841	69,000	64,000	184,626
0211	6580	OTHER EQUIPMENT	-	-	15,943	-	-	-
Total Expenditure			3,502,113	3,794,498	4,122,916	4,547,484	4,784,883	5,505,623

PERSONNEL COMPLEMENT

Police Chief	1.00	1.00	1.00	1.00	1.00	1.00
Captain	2.00	2.00	2.00	2.00	2.00	2.00
Sergeant	4.00	4.00	4.00	4.00	4.00	4.00
Drug Task Force Officer	1.00	1.00	1.00	1.00	1.00	1.00
Patrol Officer	17.00	19.00	19.00	21.00	21.00	22.00
Community Service Officer	1.26	1.26	1.26	1.26	1.26	2.00
Police Office Supervisor	1.00	1.00	1.00	1.00	1.00	1.00
Clerical/Support Personnel	2.50	2.50	2.63	3.26	3.64	3.64
Public Safety Total	29.76	31.76	31.89	34.52	34.90	36.64

6550 Motor Vehicles

Ford Interceptor	28,646	-	35,841	-	-	-
Malibu	-	-	-	28,479	-	-
Taurus	-	29,592	-	-	-	-
2 Ford Explorers	-	-	-	40,521	64,000	-
Ford F150	-	-	-	-	-	38,521
2 Chargers	-	-	-	-	-	64,000
Ford Interceptor	28,646	-	35,841	-	-	41,230
Tahoe	-	-	-	-	-	40,875
Total	28,646	29,592	35,841	69,000	64,000	184,626

6580 Other Equipment

ATV	-	-	15,943	-	-	-
Total	-	-	15,943	-	-	-

DESCRIPTION OF SERVICES:

The Police Department is responsible for the protection of life and property and an atmosphere of community security through the deterrence of criminal activity by visible patrols; the enforcement of traffic laws; the apprehension of criminal offenders; emergency response services; and the delivery of other community services such as animal control and school liaison. The department provides for the investigation of criminal incidents and the apprehension of criminal offenders through the gathering, analysis, preservation and presentation of evidence.

BUDGET HIGHLIGHTS

- Part-time Community Service Officer - \$39,171, Training - \$500, Uniform - \$5,000 TOTAL= \$44,671
- Full-time Patrol Officer ; \$102,032, Training - \$1,000, Uniform - \$9,000 TOTAL = \$112,032
- Reclass Records Tech to Data Analyst - \$1,176
- No longer have DUI Officer reimbursed through Grant funds: \$69,700
- Workers Comp - Through League: Rising cases of PTSD, Claims
- Gasoline cost increase: based on \$4.50 Gallon
- New squad set-up for 5 squads - \$29,500 (6281)
- Replace 5 squads - \$184,626

GOALS OF CURRENT YEAR BUDGET:

- Reduce illegal drug activity in the community
- Adequately staff public safety based on changing demographics and needs
- Leverage technology to create operational efficiencies
- Enhance traffic safety in the community

Performance Measurements:

	2018 Actual	2019 Actual	2020 Actual	2021 Actual	2022 Projected	2023 Projected
Police Department Activity						
Dispatched Calls for Service	12102	13484	14918	16258	16000	16700
Motor Vehicle Accidents	466	423	335	443	450	450
Citations and Warnings	1812	1278	1207	1340	1300	1300
Criminal	1257	1217	1020	988	1000	1000
Non-Criminal	7413	8531	8834	8500	9000	9000
State CPM Performance Measurement Results						
2018		2019	2020	2021	2022	2023
Part 1 and Part 2 Crime Rates (per 1000)	13.92/21.25	11.59/21.24	8.76/15.74	2020 last yr avail	>15/>25	>15/>25
Part 1 and Part 2 Crime Clearance Rates (per 1000)	44%	43%	32%	2020 last yr avail	>15/>25	>15/>25
Average police response time - highest priority calls	6:03	5:42	5:44	5:54	under 7 min	under 7 min

FUND GENERAL

DEPARTMENT: FIRE PROTECTION
 FUNCTION: PUBLIC SAFETY

Business Unit	Object Account	Description	2018 Actual	2019 Actual	2020 Actual	2021 Actual	2022 Adopted Budget	2023 Requested Budget
0220	6102	F.T. REGULAR-WAGES & SALARIES	192,691	260,037	292,458	305,378	323,711	437,888
0220	6103	FULL TIME-REGULAR-OVERTIME	327	232	9,814	6,610		
0220	6104	PART TIME-WAGES & SALARIES	260,022	264,836	321,487	283,535	275,990	443,925
0220	6105	TEMPORARY-WAGES & SALARIES						
0220	6108	SEVERANCE PAY						
0220	6121	PERA CONTRIBUTIONS	32,865	45,362	55,059	56,867	59,635	76,772
0220	6122	FICA/MEDICARE CONTRIBUTIONS	21,170	21,479	26,860	25,281	25,876	26,292
0220	6131	GROUP INSURANCE	18,479	35,216	36,495	39,920	39,139	54,178
0220	6132	DISABILITY INSURANCE	1,284	1,313	1,313	1,313	1,300	1,313
0220	6133	WORKERS COMP INSURANCE PREMIUM	24,715	26,414	34,093	27,527	37,000	55,066
0220	6206	FILM, MICROFILM, TAPES, DISKS	-	-	-	-	-	-
0220	6208	MISCELLANEOUS OFFICE SUPPLIES	356	602	242	393	600	500
0220	6223	GASOLINE	12,220	12,643	11,675	15,187	13,000	21,000
0220	6225	DIESEL FUEL	3,617	3,783	4,315	5,959	5,000	8,400
0220	6231	UNIFORMS & TURN-OUT GEAR	26,159	21,515	29,057	38,926	45,000	55,000
0220	6233	BATTERIES	-	-	-	-	-	-
0220	6239	FIRST AID SUPPLIES	2,245	1,396	8,041	3,434	6,000	6,000
0220	6249	MISCELLANEOUS OPERATING SUPPLY	14,171	14,880	17,523	12,117	21,000	21,000
0220	6255	TIRES	-	-	-	-	-	-
0220	6257	OTHER VEHICLE PARTS	8,652	2,895	11,243	4,575	14,000	14,000
0220	6259	BUILDING MAINT/REPAIR SUPPLIES	-	-	-	-	20,000	20,000
0220	6266	SCBA-PARTS	2,292	4,843	4,679	4,055	6,000	20,000
0220	6275	OTHER EQUIPMENT PARTS	-	-	-	-	-	-
0220	6281	SMALL TOOLS & MINOR EQUIPMENT	20,561	16,725	46,706	20,676	32,000	35,000
0220	6302	AUDITING & ACCOUNTING SERVICES	3,750	3,900	4,050	4,241	4,000	4,300
0220	6315	MISCELLANEOUS PROFESSIONAL SER	-	-	-	-	-	-
0220	6321	TELEPHONE	1,772	2,000	1,849	1,624	-	-
0220	6322	POSTAGE	251	146	111	70	300	300
0220	6323	CELLULAR PHONES	6,256	6,906	6,960	6,448	-	-
0220	6335	TRAINING	27,695	27,851	32,432	36,629	35,000	40,000
0220	6361	GENERAL LIABILITY/PROPERTY INS	12,402	14,493	17,229	16,241	21,000	23,000
0220	6371	ELECTRIC UTILITIES	18,308	17,327	17,774	17,688	20,000	20,000
0220	6372	WATER/IRRIGATION	4,994	4,397	4,797	3,847	5,000	5,000
0220	6373	GAS	6,077	7,072	5,034	8,552	7,000	9,000
0220	6374	REFUSE/RECYCLING	1,122	1,250	1,363	1,431	1,400	1,600
0220	6388	OTHER VEHICLE REPAIR	37,225	65,273	44,861	36,706	40,000	45,000
0220	6405	OFFICE & DATA PROCESSING EQUIP	14,056	14,685	15,792	17,298	18,639	18,526
0220	6451	MEMBERSHIP DUES	2,035	1,236	2,003	1,214	2,200	2,200
0220	6452	SUBSCRIPTIONS	-	688	41	627	-	-
0220	6471	BOOKS & PAMPHLETS	95	275	518	280	1,000	1,500
0220	6489	OTHER CONTRACTED SERVICES	3,038	2,444	3,508	2,045	5,000	5,000
0220	6550	MOTOR VEHICLES	41,195	44,634	315,253	345,474	-	265,000
0220	6580	OTHER EQUIPMENT	177,160	75,378	-	-	135,000	25,000
Total Expenditure			999,255	1,024,125	1,384,635	1,352,166	1,220,790	1,761,760

PERSONNEL COMPLEMENT

Fire Chief	1.00	1.00	1.00	1.00	1.00	1.00
Fire Secretary	0.70	0.70	0.70	0.70	0.70	-
Fire Captain of Administration	-	-	-	-	1.00	1.00
Fire Inspector	-	1.00	1.00	1.00	1.00	1.00
Fire Marshall	1.00	1.00	1.00	1.00	1.00	1.00
Firefighters	7.58	7.58	7.58	7.58	7.58	7.58
Fire Total	10.28	11.28	11.28	11.28	12.28	11.58

6550 Motor Vehicles

1st half funding Replace 1999 Fire Engine #556			270,626	-		
2nd half funding Replace 1999 Fire Engine #556			-	345,474		
Replace Rescue #21						265,000
Replace Fire Prevention Veh #386			44,627	-		
Replace Grass Truck #21	41,195	44,634	-	-	-	-
	41,195	44,634	315,253	345,474	-	265,000

6580 Other Equipment

SCBA Compressor						25,000
SCBA's - 28	177,160	-	-	-	-	-
Thermal Imaging Camera		23,897				
Bullex Attack Training Prop		16,515				
Fire Training Room Table & Chairs						25,000
Epoxy Flooring Fire 1 (Capital Maintenance Funded)						20,000
Appratus Bay Painting Fire 1 (Capital Maintenance Funded)						15,000
Extrication Tools		34,966				50,000
Refurbish Tanker II						25,000
	177,160	75,378	-	-	-	135,000
						25,000

BUDGET HIGHLIGHTS

- Full-time Fire Captain of Administration added in 2022, not included in 2022 budget \$110,273 less (\$48,693 fire tech not refilled) = \$61,580
- Fire Relief Aid recorded here. Offset under revenue account 9101.4273 - \$202,000 (audit requirement)
- Replace Rescue #21 - \$265,000
- Replace SCBA Compressor - \$25,000

GOALS OF CURRENT YEAR BUDGET:

- Replacement of expired structural fire turn out gear
- Revise and update department policies/procedures and Standard Operating Guidelines
- Additional air pack inventory to outfit firefighters while operating in hazardous conditions
- Establish and maintain outreach programs that enhance fire safety within community
- Ensure adequate staff numbers to meet increased demand of calls for service

Performance Measurements:

	2018 Actual	2019 Actual	2020 Actual	2021 Actual	2022 Projected	2023 Projected
Number of Calls for Service	821	975	1133	1301	1350	1400
Mutual Aid	44	41	47	35	45	45
Given	33	19	29	20	27	27
Received	11	22	18	15	18	18
Number of firefighters	52	52	53	42	44	48
Prevention:						
# of Public Education contacts	62	57	28	38	60	70
# of commercial property inspections	194	282	177	304	320	320
# of permits issued	90	96	83	70	115	115

<i>State CPM Performance Measurement Results</i>	2018	2019	2020	2021	2022 Estimated	2023 Estimated
Insurance industry rating of fire services	4/7	4/7	4/7	4/7	4/7	4/7
Fire calls per 1,000 population	16.7	15.3	15.6	14	16	17
Average response times	8:16	8:41	6:19	6:20	6:15	6:15
EMS calls per 1,000 population	14.85	20.8	26.3	33	38	40

Business Unit	Object Account	Description	2018 Actual	2019 Actual	2020 Actual	2021 Actual	2022 Adopted Budget	2023 Requested Budget
0240	6102	F.T. REGULAR-WAGES & SALARIES	185,628	199,091	184,625	209,127	212,968	331,776
0240	6103	FULL TIME-REGULAR-OVERTIME	-	-	2,045	-	-	-
0240	6104	PART TIME-WAGES & SALARIES	5,871	-	13,354	53,539	78,229	61,064
0240	6105	TEMPORARY-WAGES & SALARIES	-	-	7,697	2,964	-	-
0240	6108	SEVERANCE PAY	4,541	16,493	-	-	-	-
0240	6121	PERA CONTRIBUTIONS	14,291	14,888	14,847	19,644	21,840	29,464
0240	6122	FICA/MEDICARE CONTRIBUTIONS	14,566	15,876	15,747	19,869	22,276	30,053
0240	6131	GROUP INSURANCE	27,948	21,348	22,097	28,754	31,239	53,290
0240	6133	WORKERS COMP INSURANCE PREMIUM	1,133	1,160	1,232	1,124	2,210	3,618
0240	6204	STATIONERY, ENVELOPES & FORMS	983	393	654	330	1,000	750
0240	6208	MISCELLANEOUS OFFICE SUPPLIES	400	323	84	41	750	500
0240	6223	GASOLINE	2,932	2,165	1,482	2,787	3,000	4,000
0240	6231	UNIFORMS & TURN-OUT GEAR	560	14	140	234	750	750
0240	6249	MISCELLANEOUS OPERATING SUPPLY	1,093	2,404	1,723	176	2,500	2,000
0240	6315	MISCELLANEOUS PROFESSIONAL SER	157,050	208,230	217,807	163,898	100,000	102,400
0240	6321	TELEPHONE	390	335	348	349	-	-
0240	6322	POSTAGE	847	585	586	1,334	1,500	1,500
0240	6323	CELLULAR PHONES	658	570	1,073	1,505	-	-
0240	6331	TRAVEL AND LODGING	-	-	135	274	1,000	1,500
0240	6334	MILEAGE REIMBURSEMENT	-	528	170	93	500	500
0240	6335	TRAINING	1,945	5,496	2,075	940	5,000	7,500
0240	6361	GENERAL LIABILITY/PROPERTY INS	4,468	6,237	5,787	5,668	8,000	8,000
0240	6405	OFFICE & DATA PROCESSING EQUIP	24,484	24,484	24,484	24,484	-	50,000
0240	6451	MEMBERSHIP DUES	435	360	165	470	750	750
0240	6471	BOOKS & PAMPHLETS	-	100	1,228	595	2,000	2,000
0240	6550	MOTOR VEHICLES	-	79,752	-	-	-	30,000
Total Expenditure			450,223	600,831	519,585	538,198	495,512	721,415

PERSONNEL COMPLEMENT

Building Official	1.00	1.00	1.00	1.00	1.00	1.00
Building Inspector	-	-	-	1.00	2.00	2.00
Permit Technicians	2.00	1.81	1.81	1.81	1.81	1.85
Inspectors	0.25	0.25	0.25	0.25	0.25	-
Building Inspection Total	3.25	3.06	3.06	4.06	5.06	4.85

6550 Motor Vehicles

Replace Veh #401	-	26,584	-	-	-	-
Replace Veh #405	-	26,584	-	-	-	-
New Vehicle for building inspector	-	-	-	-	-	30,000
Replace Veh #406	-	26,584	-	-	-	-
Total	-	79,752	-	-	-	30,000

DESCRIPTION OF SERVICES:

The mission of the Community Development Department is to guide residential and commercial growth through comprehensive planning processes and administer the city's building and zoning codes in a equitable and professional manner to promote and sustain public safety, quality of life, and the health and well being of the whole community.

The purpose of the Building Division is to help ensure all your construction projects meet the requirements of both the Minnesota State Building Code and the City Zoning regulations.

BUDGET HIGHLIGHTS

- Additional building inspector added in 2022, not included in 2022 budget - \$119,930 expensed 2023
- Increase permit tech hours / 3 hours bi/weekly - \$2,894
- \$30,000 Software upgrade of ProjectDox (6-years old)(6405)
- \$30,000 Vehicle for additional inspector added in 22

GOALS OF CURRENT YEAR BUDGET:

Complete standard residential plan review within 10 business days.
Complete standard commercial plan review within 30 business days.
Allow for inspection availability within 48 hours.

Performance Measurements:						
	2018 Actual	2019 Actual	2020 Actual	2021 Actual	2022 YTD	2023 Projected
New Residential Units	139	135	176	183	54	190
Total Permits	2,697	3,339	3,630	3,458	1,187	3,700
Number of Inspections	8,090	9,764	12,765	12449-Est.	4273-Est.	13,500

FUND GENERAL

DEPARTMENT: CIVIL DEFENSE
 FUNCTION: PUBLIC SAFETY

Business Unit	Object Account	Description	2018 Actual	2019 Actual	2020 Actual	2021 Actual	2022 Adopted Budget	2023 Requested Budget
0250	6251	BATTERIES	1,090	-	-	-	1,000	1,000
0250	6275	OTHER EQUIPMENT PARTS	3,398	4,891	219	1,303	5,000	5,000
0250	6361	GENERAL LIABILITY/PROPERTY INS	106	150	23	23	150	150
0250	6371	ELECTRIC UTILITIES	1,020	1,020	1,020	1,020	1,200	1,200
0250	6382	MACHINERY & EQUIPMENT REPAIR	6,013	9,104	1,025	940	6,000	6,000
0250	6580	OTHER CAPITAL EQUIPMENT	-	-	-	-	30,000	30,000
Total Expenditure			11,627	15,164	2,288	3,287	43,350	43,350

DESCRIPTION OF SERVICES:
 The Civil Defence budget funds expenditures related to the city-wide emergency siren notification system.

BUDGET HIGHLIGHTS
 Replace 2 Civil Defense Sirens

GOALS OF CURRENT YEAR BUDGET:
 Maintain infrastructure of siren warning system

Performance Measurements:						
	2018 Actual	2019 Projected	2020 Projected	2021 Projected	2022 Projected	2023 Projected
Number of Sirens	17	17	17	17	17	17

FUND GENERAL

DEPARTMENT: TRAFFIC ENGINEERING
 FUNCTION: PUBLIC SAFETY

Business Unit	Object Account	Description	2018 Actual	2019 Actual	2020 Actual	2021 Actual	2022 Adopted Budget	2023 Requested Budget
0260	6102	F.T. REGULAR-WAGES & SALARIES	24,461	25,844	29,166	29,341	44,096	53,636
0260	6103	FULL TIME-REGULAR-OVERTIME	-	-	62			
0260	6105	TEMPORARY-WAGES & SALARIES	-	-				
0260	6121	PERA CONTRIBUTIONS	1,878	1,930	2,154	2,231	3,307	4,023
0260	6122	FICA/MEDICARE CONTRIBUTIONS	1,845	1,934	2,195	2,264	3,373	4,103
0260	6133	WORKERS COMP INSURANCE PREMIUM	1,790	1,639	2,027	1,699	4,166	5,144
0260	6249	MISCELLANEOUS OPERATING SUPPLY	21,921	8,448	11,868	7,108	14,000	14,000
0260	6271	SIGN REPAIR MATERIALS	-	121	382	-	2,000	2,000
0260	6361	GENERAL LIABILITY/PROPERTY INS	1,081	572	680	697	1,500	1,800
0260	6371	ELECTRIC UTILITIES	12,261	14,511	13,265	13,275	13,000	15,000
0260	6382	MACHINERY & EQUIPMENT REPAIR	20,422	4,307	5,081	13,723	10,000	10,000
0260	6489	CONTRACTED SERVICES	300	600	1,807	1,291	2,000	2,000
0260	6580	OTHER EQUIPMENT	38,556	-				
Total Expenditure			124,516	59,904	68,686	71,628	97,442	111,706

DESCRIPTION OF SERVICES:
 The Traffic Engineering budget funds the installation and maintenance of traffic signage on, above, and/or near city streets.

BUDGET HIGHLIGHTS

- No major changes. Staff time redistributed between streets, traffic engr & snow plowing

GOALS OF CURRENT YEAR BUDGET:

- Continue to meet FHWA guidelines for traffic signage
- Replace damaged or defective signs within 48 hours
- Bring signage up to current standards on all reconstruct and overlay projects
- Continue to support Engineering and Community Development departments with traffic issues

Performance Measurements:						
	2018 Estimate	2019 Actual	2020 Projected	2021 Projected	2022 Projected	2023 Projected
Total Hours	610	539	610			
Number of Traffic Signs in System	2390	2390	2390			
Number of Traffic Counts Performed	15	15	15			

FUND GENERAL

DEPARTMENT: ANIMAL CONTROL
 FUNCTION: PUBLIC SAFETY

Business Unit	Object Account	Description	2018 Actual	2019 Actual	2020 Actual	2021 Actual	2022 Adopted Budget	2023 Requested Budget
0270	6249	MISCELLANEOUS OPERATING SUPPLY	176	136	678	411	750	750
0270	6281	SMALL TOOLS & MINOR EQUIPMENT	-	375			500	500
0270	6489	OTHER CONTRACTED SERVICES	4,205	3,825	315	332	2,000	5,000
Total Expenditure			4,381	4,336	993	743	3,250	6,250

DESCRIPTION OF SERVICES:
 This fund covers expenditures related to animal control. Ramsey PD provides animal containment services and incurs expenses for boarding animals at Anoka PD.

BUDGET HIGHLIGHTS

- Increase due to no longer contracting service with NMACC. Services now provided in-house/Anoka PD

GOALS OF CURRENT YEAR BUDGET:
 Provide animal containment services to residents

Performance Measurements:						
	2018 Actual	2019 Actual	2020 Actual	2021 Projected	2022 Projected	2023 Projected
Animal Complaints	456	375	539	390	390	390
Number of Animals Impounded	70	33	53	45	45	45
Number of Animals Released to Owners	59	26	47	45	45	45
Number of Euthanizations	0	0	0	0	0	0

FUND GENERAL

DEPARTMENT: COMMUNITY ORIENTATING POLICE
 FUNCTION: PUBLIC SAFETY

Business Unit	Object Account	Description	2018 Actual	2019 Actual	2020 Actual	2021 Actual	2022 Adopted Budget	2023 Requested Budget
0280	6204	STATIONERY, ENVELOPES & FORMS	-	293	233	361	500	500
0280	6206	FILM, MICROFILM, TAPES, DISKS	-	883	-	-	300	300
0280	6241	COMMUNITY POLICING SUPPLIES	4,880	7,750	10,310	9,190	9,000	10,000
0280	6281	SMALL TOOLS & MINOR EQUIPMENT	56	88	199	-	100	100
0280	6291	CULVERTS, SIGNS, STREET SUPPLY	-	505	50	-	200	200
0280	6322	POSTAGE	1	-	-	1	50	50
0280	6323	CELLULAR PHONES	-	1,018	1,018	1,118	-	-
0280	6331	TRAVEL & LODGING	500	413	138	-	1,300	1,500
0280	6335	TRAINING	870	655	-	1,655	1,100	1,300
0280	6361	GENERAL LIABILITY/PROPERTY INS	100	101	131	88	200	250
0280	6415	OTHER EQUIPMENT RENTAL	1,127	-	-	-	125	125
0280	6451	MEMBERSHIP DUES	530	933	427	446	1,500	1,500
0280	6471	BOOKS & PAMPHLETS	2,925	251	585	257	300	300
Total Expenditure			10,990	12,888	13,092	13,115	14,675	16,125

DESCRIPTION OF SERVICES:
 The Community Orientating Policing funds expenditures related to community programs such as: Kids Safety Camp, Car Seat Inspections, Night to Unite, Pet Clinics, Bike Helmet Fitting and Sale, Police Explorers, and Drug Take Back Program

BUDGET HIGHLIGHTS

- No Major Changes

GOALS OF CURRENT YEAR BUDGET:
 Increase participation in community based programs

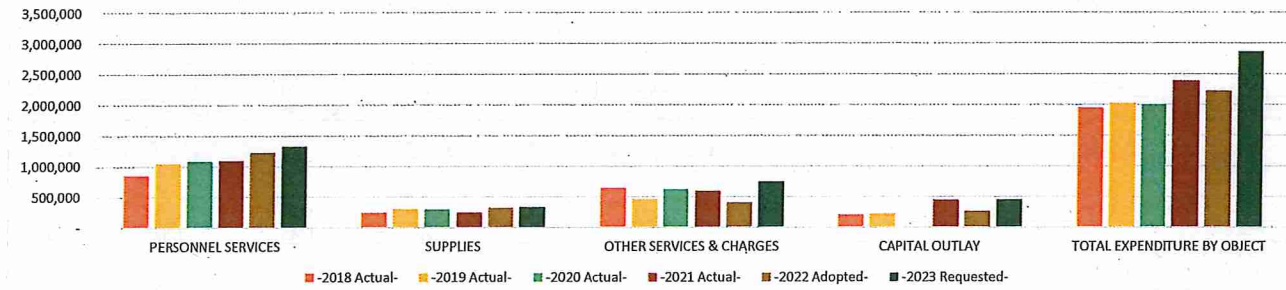
Performance Measurements:						
	2018 Actual	2019 Actual	2020 Actual	2021 Actual	2022 Projected	2023 Projected
# of participants attending Kids Safety Camp	125	144	0	0	145	145
# of car seat inspections	50	29	9	15	30	30
Night to Unite - # of Parties	45	48	26	50	48	48
# of participants at Kids Summer Safety Series				139	150	150

PUBLIC WORKS

301-312

EXPENDITURE BY OBJECT SUMMARY	-2018 Actual-	-2019 Actual-	-2020 Actual-	-2021 Actual-	-2022 Adopted-	-2023 Requested-
PERSONNEL SERVICES	851,970	1,047,527	1,091,120	1,096,459	1,233,089	1,332,390
SUPPLIES	241,961	301,182	297,565	247,499	322,000	335,000
OTHER SERVICES & CHARGES	649,658	460,263	620,510	598,537	408,610	751,524
CAPITAL OUTLAY	211,093	219,480	-	450,964	265,800	452,657
TOTAL EXPENDITURE BY OBJECT	1,954,681	2,028,451	2,009,196	2,393,459	2,229,499	2,871,571

PUBLIC WORKS EXPENDITURE BY USE



LINE ITEM DETAIL BY COST CENTER OR SUB-FUNCTION

PUBLIC WORKS 301-312

EXPENDITURE BY OBJECT RECAP ALL SUB-FUNCTIONS		-2018 Actual-	-2019 Actual-	-2020 Actual-	-2021 Actual-	-2022 Adopted-	-2023 Requested-
PERSONNEL SERVICES							
WAGES AND SALARIES							
6102	F.T. REGULAR-WAGES & SALARIES	594,983	697,857	742,654	735,374	830,737	883,813
6103	FULL TIME-REGULAR-OVERTIME	22,650	38,755	36,306	38,417	24,000	32,000
6105	TEMPORARY-WAGES & SALARIES	19,178	28,718	23,232	24,632	53,175	61,255
6106	OVERTIME-TEMPORARY	1,404	926	259	878	-	-
TOTAL WAGES AND SALARIES		638,215	766,256	802,452	799,301	907,912	977,068
OTHER GROSS EARNINGS							
6108	SEVERANCE PAY	3,678	8,173	-	4,555	-	-
TOTAL OTHER GROSS EARNINGS		3,678	8,173	-	4,555	-	-
EMPLOYER CONTRIBUTIONS							
6121	PERA CONTRIBUTIONS	43,216	53,931	52,794	57,508	66,445	71,183
6122	FICA/MEDICARE CONTRIBUTIONS	47,778	58,394	57,007	58,852	71,209	76,690
6131	GROUP INSURANCE	87,178	120,893	135,034	140,084	135,392	152,531
6133	WORKERS COMP INSURANCE PREMIUM	31,905	39,881	43,834	36,159	52,131	54,918
TOTAL EMPLOYER CONTRIBUTIONS		210,077	273,098	288,669	292,604	325,177	355,322
Total PERSONNEL SERVICES		851,970	1,047,527	1,091,120	1,096,459	1,233,089	1,332,390
SUPPLIES							
OFFICE SUPPLIES							
6205	DRAFTING SUPPLIES	-	-	-	-	-	-
6208	MISCELLANEOUS OFFICE SUPPLIES	1,803	3,377	1,010	1,096	1,200	1,100
TOTAL OFFICE SUPPLIES		1,803	3,377	1,010	1,096	1,200	1,100
OPERATING SUPPLIES							
6221	CLEANING SUPPLIES	-	-	-	-	-	-
6223	GASOLINE	13,235	13,344	17,893	17,420	14,000	30,500
6225	DIESEL FUEL	34,393	48,516	34,544	32,384	43,000	50,000
6227	LUBRICANTS & ADDITIVES	3,072	5,296	3,553	6,269	4,500	5,000
6229	SHOP MATERIALS	2,588	922	2,720	1,692	2,700	2,800
6231	UNIFORMS & TURN-OUT GEAR	4,582	5,176	3,825	6,315	4,800	5,500
6249	MISCELLANEOUS OPERATING SUPPLY	6,769	9,669	9,794	7,331	9,000	9,500
TOTAL OPERATING SUPPLIES		64,639	82,923	72,328	71,411	78,000	103,300
REPAIR AND MAINTENANCE SUPPLIES							
6257	OTHER VEHICLE PARTS	63,272	66,918	85,883	52,237	66,500	71,200
6259	BUILDING MAINT/REPAIR SUPPLIES	667	2,382	1,677	563	2,500	2,500
6261	SAND & GRAVEL	2,355	4,726	2,907	-	4,000	4,400
6263	SALT	72,544	97,334	92,362	68,800	112,000	77,000
6265	ASPHALT	11,129	14,235	22,316	32,491	24,000	32,500
6267	OTHER STREET MAINTENANCE SUPPL	4,279	7,353	4,798	5,303	5,800	13,100
6269	LANDSCAPE MATERIALS	5,929	5,675	1,520	1,174	7,500	7,500
6275	OTHER EQUIPMENT PARTS	-	-	-	-	-	-
TOTAL REPAIR AND MAINTENANCE SUPPLIES		160,176	198,622	211,463	160,568	222,300	208,200
SMALL TOOLS AND MINOR EQUIPMENT							
6281	SMALL TOOLS & MINOR EQUIPMENT	15,343	16,261	12,764	14,424	20,500	22,400
TOTAL SMALL TOOLS AND MINOR EQUIPMENT		15,343	16,261	12,764	14,424	20,500	22,400
Total SUPPLIES		241,961	301,182	297,565	247,499	322,000	335,000

OTHER SERVICES & CHARGES							
PROFESSIONAL SERVICES							
6315	MISCELLANEOUS PROFESSIONAL SER	21,585	28,986	21,794	28,146	24,500	26,000
TOTAL PROFESSIONAL SERVICES		21,585	28,986	21,794	28,146	24,500	26,000
COMMUNICATION							
6321	TELEPHONE	2,182	2,337	2,394	2,211	-	-
6322	POSTAGE	1,221	2,328	531	40	1,200	1,404
6323	CELLULAR PHONES	6,662	6,427	5,653	5,816	-	-
TOTAL COMMUNICATION		10,065	11,092	8,578	8,067	1,200	1,404
EMPLOYEE REIMBURSEMENTS							
6331	TRAVEL & LODGING	145	72	92	-	-	150
6335	TRAINING	8,236	7,726	4,821	6,623	8,650	7,345
TOTAL EMPLOYEE REIMBURSEMENTS		8,380	7,798	4,913	6,623	8,650	7,495
INSURANCE							
6361	GENERAL LIABILITY/PROPERTY INS	22,473	25,244	21,831	26,966	32,000	35,000
TOTAL INSURANCE		22,473	25,244	21,831	26,966	32,000	35,000
UTILITIES							
6371	ELECTRIC UTILITIES	7,422	7,555	7,382	8,153	39,000	15,000
6372	WATER/IRRIGATION	2,677	2,656	7,034	7,020	4,000	7,000
6373	GAS	5,304	5,240	4,690	6,001	25,000	15,000
6374	REFUSE/RECYCLING	3,912	2,167	2,353	3,611	2,800	3,400
TOTAL UTILITIES		19,317	17,618	21,458	24,785	70,800	40,400
REPAIRS AND MAINTENANCE - LABOR							
6381	BUILDING & STRUCTURE REPAIR	2,102	3,393	3,645	1,248	3,200	3,200
6382	MACHINERY & EQUIPMENT REPAIR	6,704	4,820	-	4,944	5,000	5,000
6387	TIRE MOUNTING & BALANCING	278	160	300	255	400	400
6388	OTHER VEHICLE REPAIR	19,809	23,444	15,523	15,242	20,000	25,000
TOTAL REPAIRS AND MAINTENANCE - LABOR		28,894	31,817	19,468	21,689	28,600	33,600
REPAIRS AND MAINTENANCE - CONTRACTS							
6404	MACHINERY & EQUIPMENT	1,221	1,332	1,332	1,221	1,500	-
6405	OFFICE & DATA PROCESSING EQUIP	-	-	968	-	8,895	-
TOTAL REPAIRS AND MAINTENANCE - CONTRACTS		1,221	1,332	2,300	1,221	10,395	-
RENTALS							
6415	OTHER EQUIPMENT RENTAL	60,355	86,565	1,581	8,333	15,000	15,200
6417	UNIFORM RENTAL	1,268	1,672	1,479	1,583	400	400
TOTAL RENTALS		61,623	88,237	3,061	9,916	15,400	15,600
DUES, SUBSCRIPTIONS, AND REGISTRATION FEES							
6451	MEMBERSHIP DUES	1,484	1,084	2,279	1,017	2,065	2,025
TOTAL DUES, SUBSCRIPTIONS, AND REGISTRATION FEES		1,484	1,084	2,279	1,017	2,065	2,025
BOOKS AND PAMPHLETS							
6471	BOOKS & PAMPHLETS	35	82	-	-	-	-
TOTAL BOOKS AND PAMPHLETS		35	82	-	-	-	-
CONTRACTED SERVICES							
6488	STREET MAINTENANCE CONTRACT	467,265	237,483	500,000	462,784	200,000	575,000
6489	OTHER CONTRACTED SERVICES	7,316	9,489	14,830	7,324	15,000	15,000
TOTAL CONTRACTED SERVICES		474,582	246,971	514,830	470,108	215,000	590,000
Total OTHER SERVICES & CHARGES		649,658	460,263	620,510	598,537	408,610	751,524
CAPITAL OUTLAY							
CAPITAL OUTLAY							
6540	HEAVY MACHINERY	197,061	185,980	-	116,891	265,800	270,950
6550	MOTOR VEHICLES	-	33,500	-	62,772	-	162,852
6580	OTHER EQUIPMENT	14,032	-	-	271,302	-	18,855
TOTAL CAPITAL OUTLAY		211,093	219,480	-	450,964	265,800	452,657
Total CAPITAL OUTLAY		211,093	219,480	-	450,964	265,800	452,657
TOTAL EXPENDITURES & OTHER FINANCING		1,954,681	2,028,451	2,009,196	2,393,459	2,229,499	2,871,571

FUND GENERAL

DEPARTMENT: ENGINEERING
 FUNCTION: PUBLIC WORKS

Business Unit	Object Account	Description	2018 Actual	2019 Actual	2020 Actual	2021 Actual	2022 Adopted Budget	2023 Requested Budget
0301	6102	F.T. REGULAR-WAGES & SALARIES	132,852	206,802	245,602	240,248	308,856	327,183
0301	6103	FULL TIME-REGULAR-OVERTIME	6,020	9,788	17,702	20,287	12,000	20,000
0301	6104	PART TIME-WAGES & SALARIES	12,784	-	-	-	-	-
0301	6105	TEMPORARY-WAGES & SALARIES	10,046	11,915	11,110	14,550	31,200	33,280
0301	6106	OVERTIME-TEMPORARY	1,404	926	259	878	-	-
0301	6108	SEVERANCE PAY	-	18,602	-	-	-	-
0301	6121	PERA CONTRIBUTIONS	7,989	15,192	19,434	19,411	26,404	28,535
0301	6122	FICA/MEDICARE CONTRIBUTIONS	11,695	17,825	18,924	19,849	26,932	29,106
0301	6131	GROUP INSURANCE	19,753	36,693	41,855	42,747	44,225	57,480
0301	6133	WORKERS COMP INSURANCE PREMIUM	687	1,180	1,445	1,198	2,811	3,367
0301	6205	DRAFTING SUPPLIES	-	-	-	-	-	-
0301	6208	MISCELLANEOUS OFFICE SUPPLIES	1,706	2,755	734	795	800	700
0301	6223	GASOLINE	3,540	3,917	3,677	4,789	4,000	7,000
0301	6231	UNIFORMS & TURN-OUT GEAR	1,711	2,156	1,327	1,170	1,800	1,500
0301	6249	MISCELLANEOUS OPERATING SUPPLY	98	841	2,255	-	1,000	-
0301	6257	OTHER VEHICLE PARTS	1,436	893	1,122	2,108	1,500	1,200
0301	6281	SMALL TOOLS & MINOR EQUIPMENT	144	218	86	-	500	400
0301	6315	MISCELLANEOUS PROFESSIONAL SER	4,730	967	4,139	197	2,500	4,000
0301	6321	TELEPHONE	1,140	1,285	1,334	1,239	-	-
0301	6322	POSTAGE	980	2,298	460	7	1,000	1,204
0301	6323	CELLULAR PHONES	3,268	2,660	2,589	3,427	-	-
0301	6331	TRAVEL & LODGING	145	72	92	-	-	150
0301	6335	TRAINING	3,148	4,090	2,112	3,699	4,550	3,245
0301	6361	GENERAL LIABILITY/PROPERTY INS	2,593	4,415	4,799	4,131	7,000	6,000
0301	6405	OFFICE & DATA PROCESSING EQUIP	-	-	968	-	8,895	-
0301	6451	MEMBERSHIP DUES	1,239	732	1,919	748	1,665	1,625
0301	6471	BOOKS & PAMPHLETS	35	82	-	-	-	-
0301	6550	MOTOR VEHICLES	-	33,500	-	-	-	29,000
Total Expenditure			229,140	379,804	383,947	381,476	487,638	554,975

PERSONNEL COMPLEMENT

PW Director/City Engineer	-	-	-	-	-	-	1.00
City Engineer	1.00	1.00	1.00	1.00	1.00	1.00	-
Assistant City Engineer	-	-	-	-	-	0.50	1.00
Engineering Tech IV	1.00	0.50	1.00	1.00	1.00	1.00	-
Engineering Tech II	1.00	1.00	1.00	1.00	1.00	1.00	1.00
Engineering Tech III	1.00	1.00	-	-	-	-	1.00
Senior Engineering Technician	-	-	-	-	-	-	1.00
Civil Engineer IV	1.00	1.00	1.00	1.00	1.00	1.00	1.00
Civil Engineer II	-	-	1.00	1.00	1.00	0.50	0.00
Secretary (Moved to PW)	1.00	-	-	-	-	-	-
Administrative Assistant	-	0.50	1.00	1.00	1.00	1.00	1.00
Interns (2)	1.00	1.00	1.00	1.00	1.00	1.00	1.00
Engineering Total	7.00	6.00	7.00	7.00	7.00	7.00	8.00

DESCRIPTION OF SERVICES:

The Engineering budget covers engineering functions not charged to specific projects. The City Engineer oversees all engineering including working with the Minnesota Department of Transportation, Anoka County, other cities and regulating agencies, maintaining mapping and GIS data, managing stormwater runoff, responding to citizen and staff requests, and general engineering functions.

BUDGET HIGHLIGHTS

- Full-Time Engineering Tech II - \$82,715 - \$24,736 Utility Funded = \$57,979
- Reclass Engineering Tech II to Engineering Tech III - \$4,027
- \$29,000 capital request to replace 2006 Impala used by engineering office staff.
- Reclasses in Engr Dept due to PW Superintendent retiring (311 dept) in 2022 not in 2022 budget

GOALS OF CURRENT YEAR BUDGET:

Ensure stable and sustainable funding exists for the Pavement Management Program.
 Research external funding opportunities for Water Treatment Plant improvements.
 Implement improvements proposed with Anoka County CSAH 5/Nowthen Blvd. transportation corridor study.
 Conduct well siting study for new municipal well #9.
 Develop and plan for key infrastructure improvements (AUAR, utilities, transportation).
 Support implementation of the Ramsey Gateway Highway 10 improvements.
 Implement improved pavement condition rating system.
 Continue implementing approved pavement rejuvenation program to replace suspended sealcoat program.

Performance Measurements:

	2018 Actual	2019 Actual	2020 Actual	2021 Actual	2022 Projected	2023 Projected
Active Engineering Projects	12	12	12	13	14	18
Completed Engineering Projects	9	10	10	11	11	14
Infrastructure Asset Management System Upgrades	1		0	0	0	

FUND GENERAL

DEPARTMENT: STREET MAINTENANCE
 FUNCTION: PUBLIC WORKS

Business Unit	Object Account	Description	2018 Actual	2019 Actual	2020 Actual	2021 Actual	2022 Adopted Budget	2023 Requested Budget
0311	6102	F.T. REGULAR-WAGES & SALARIES	367,183	379,894	422,342	403,503	420,242	448,809
0311	6103	FULL TIME-REGULAR-OVERTIME	810	1,533	679	1,008	2,000	2,000
0311	6105	TEMPORARY-WAGES & SALARIES	2,888	9,361	9,971	5,160	13,200	19,200
0311	6108	SEVERANCE PAY	3,678	8,173		4,555		
0311	6121	PERA CONTRIBUTIONS	27,316	28,192	31,401	30,100	31,668	33,811
0311	6122	FICA/MEDICARE CONTRIBUTIONS	27,607	29,153	31,632	30,462	35,065	37,899
0311	6131	GROUP INSURANCE	67,425	84,200	93,179	97,338	91,167	95,051
0311	6133	WORKERS COMP INSURANCE PREMIUM	21,034	29,349	35,662	28,331	37,522	39,447
0311	6208	MISCELLANEOUS OFFICE SUPPLIES	97	622	276	301	400	400
0311	6221	CLEANING SUPPLIES	-	-				
0311	6223	GASOLINE	9,695	9,427	7,580	10,759	10,000	15,500
0311	6225	DIESEL FUEL	12,992	22,378	20,148	13,194	18,000	22,000
0311	6227	LUBRICANTS & ADDITIVES	3,072	5,296	3,553	6,269	4,500	5,000
0311	6229	SHOP MATERIALS	2,377	865	2,697	1,548	2,500	2,600
0311	6231	UNIFORMS & TURN-OUT GEAR	2,871	3,020	2,497	5,145	3,000	4,000
0311	6249	MISCELLANEOUS OPERATING SUPPLY	6,671	8,828	7,538	7,331	8,000	9,500
0311	6257	OTHER VEHICLE PARTS	22,718	30,149	30,188	21,869	30,000	32,000
0311	6259	BUILDING MAINT/REPAIR SUPPLIES	667	2,382	1,677	563	2,500	2,500
0311	6261	SAND & GRAVEL	-	-	-	-	1,000	1,000
0311	6265	ASPHALT	11,129	14,235	22,316	32,491	24,000	32,500
0311	6267	OTHER STREET MAINTENANCE SUPPL	418	1,577	19	1,019	2,000	2,100
0311	6269	LANDSCAPE MATERIALS	5,929	5,675	1,520	1,174	7,500	7,500
0311	6275	OTHER EQUIPMENT PARTS	-	-				
0311	6281	SMALL TOOLS & MINOR EQUIPMENT	15,199	16,043	12,678	14,424	20,000	22,000
0311	6315	MISCELLANEOUS PROFESSIONAL SER	16,855	28,019	17,655	27,948	22,000	22,000
0311	6321	TELEPHONE	1,042	1,052	1,060	973	-	-
0311	6322	POSTAGE	241	30	71	33	200	200
0311	6323	CELLULAR PHONES	3,394	3,767	3,063	2,389	-	-
0311	6335	TRAINING	5,088	3,636	2,709	2,924	4,100	4,100
0311	6361	GENERAL LIABILITY/PROPERTY INS	17,130	17,277	14,126	20,250	21,000	23,000
0311	6371	ELECTRIC UTILITIES	7,422	7,555	7,382	8,153	39,000	15,000
0311	6372	WATER/IRRIGATION	2,677	2,656	7,034	7,020	4,000	7,000
0311	6373	GAS	5,304	5,240	4,690	6,001	25,000	15,000
0311	6374	REFUSE/RECYCLING	3,912	2,167	2,353	3,611	2,800	3,400
0311	6381	BUILDING & STRUCTURE REPAIR	2,102	3,393	3,645	1,248	3,200	3,200
0311	6382	MACHINERY & EQUIPMENT REPAIR	6,704	4,820	-	4,944	5,000	5,000
0311	6387	TIRE MOUNTING & BALANCING	278	160	300	255	400	400
0311	6388	OTHER VEHICLE REPAIR	4,400	13,953	14,814	12,400	10,000	11,000
0311	6404	MACHINERY & EQUIPMENT	1,221	1,332	1,332	1,221	1,500	
0311	6415	OTHER EQUIPMENT RENTAL	60,355	86,565	1,581	8,333	15,000	15,200
0311	6417	UNIFORM RENTAL	1,268	1,672	1,479	1,583	400	400
0311	6451	MEMBERSHIP DUES	245	353	360	269	400	400
0311	6488	STREET MAINTENANCE CONTRACT	467,265	237,483	500,000	462,784	200,000	575,000
0311	6489	OTHER CONTRACTED SERVICES	7,316	9,489	14,830	7,324	15,000	15,000
0311	6540	HEAVY MACHINERY	197,061	185,980		116,891	265,800	270,950
0311	6550	MOTOR VEHICLES	37,577	-		62,772		133,852
0311	6580	OTHER EQUIPMENT	14,032			271,302		18,855
Total Expenditure			1,474,670	1,306,948	1,336,038	1,747,168	1,399,064	1,973,774

PERSONNEL COMPLEMENT

Public Works Superintendent	1.00	1.00	1.00	1.00	1.00	1.00
Secretary (Formerly under Engineering)	1.00	1.00	1.00	1.00	1.00	1.00
Mechanic	2.00	2.00	2.00	2.00	2.00	2.00
Street Supervisor	-	-	-	-	1.00	1.00
Streets Lead Worker	1.00	1.00	1.00	1.00	1.00	1.00
PW Maintenance Worker	4.00	5.00	5.00	5.00	5.00	5.00
Temporary - Streets	0.50	0.50	0.50	0.50	0.50	0.50
Street Maintenance Total	9.50	10.50	10.50	10.50	11.50	11.50

6488/6489 Other Contracted Services

Pavement Management Program Funding (Transfer to Pavement Management Fund)			260,742	300,000	-	-
Cracksealing/Rejuvenation/Spray Patching	237,483	237,483	239,258	162,784	200,000	200,000
Spray Patching			-	-	-	375,000
Curb Repair/Tree Removal					15,000	15,000
	237,483	237,483	500,000	462,784	215,000	590,000

6540 - Heavy Machinery

F350 truck with plow	197,061	-	-	116,891	-	-
1-Ton Truck	37,577	-	-	-	-	-
Sidewalk Machine		148,292	-	-	-	-
Tractor Backhoe (\$84,000 total remainder utility funded)		37,688	-	-	-	-
Tandem Axle Truck with Plow		-	-	-	265,800	270,950
	234,638	185,980	-	116,891	265,800	270,950

6550-Motor Vehicle

1-ton truck				62,772		
2-3/4 ton trucks with plows (1 new & 1 replacement)						133,852
				62,772		133,852

6580 - Other Equipment

Sidewalk Machine				162,723		
Snow Pusher Box for Front End Loader						18,855
Trailer for skidsteer				15,102		
Toolcat				36,105		
Skidsteer				57,372		
ATV Athletic Field Maintenance Machine	14,032	14,032				
	14,032	14,032	-	271,302	-	18,855

DESCRIPTION OF SERVICES:

The Street Maintenance Department is responsible for maintaining city streets, sidewalks, traffic signs, boulevards, ROW mowing and the storm water collection system.

BUDGET HIGHLIGHTS

- Additional street maintenance worker added in 2022, not included in 2022 budget - \$74,310 - 2023 exp
- (Coded under departments, 260, 311, 312)
- PW Superintendent position not refilled
- City Engr/PW Direction Salary %
- Additional Spray Patching - 2 Year Funding from ARPA Funds - \$375,000 Each Year
- New Snow Pusher Box for Front-end loader - \$18,855
- New 3/4 ton pick-up with plow equipment - \$58,542
- Replace 3/4 pickup with dump & plow - \$75,310
- Replace tandem dump with plow - \$270,950

GOALS OF CURRENT YEAR BUDGET:

- Maintain and improve city's rating of 7.0 average of road condition
- Increase use of contracted services on pothole repair (velocity patching)
- Increase preventative maintenance to prolong the life of our public streets
- Maintain our city vehicles and equipment to the highest level possible

Performance Measurements:

	2018 Actual	2019 Actual	2020 Actual	2021 Actual	2022 Projected	2023 Projected
Crack filling (miles)	7.95	21.5	7	20.88	10.37	15
Sealcoating (miles)	7.5	0	0	0	0	0
Asphalt patching (tons)	150	532	500			

FUND GENERAL

DEPARTMENT: SNOW & ICE REMOVAL
 FUNCTION: PUBLIC WORKS

Business Unit	Object Account	Description	2018 Actual	2019 Actual	2020 Actual	2021 Actual	2022 Adopted Budget	2023 Requested Budget
0312	6102	F.T. REGULAR-WAGES & SALARIES	94,947	111,161	74,710	91,623	101,639	107,821
0312	6103	FULL TIME-REGULAR-OVERTIME	15,820	27,433	17,925	17,122	10,000	10,000
0312	6105	TEMPORARY-WAGES & SALARIES	6,244	7,443	2,151	4,922	8,775	8,775
0312	6121	PERA CONTRIBUTIONS	7,911	10,547	1,959	7,997	8,373	8,837
0312	6122	FICA/MEDICARE CONTRIBUTIONS	8,476	11,416	6,451	8,541	9,212	9,685
0312	6133	WORKERS COMP INSURANCE PREMIUM	10,184	9,353	6,726	6,629	11,798	12,104
0312	6223	GASOLINE	-	-	6,636	1,873	-	8,000
0312	6225	DIESEL FUEL	21,401	26,138	14,396	19,191	25,000	28,000
0312	6229	SHOP MATERIALS	211	57	24	144	200	200
0312	6251	BATTERIES	-	-	-	-	-	-
0312	6257	OTHER VEHICLE PARTS	39,117	35,875	54,572	28,260	35,000	38,000
0312	6261	SAND & GRAVEL	2,355	4,726	2,907	-	3,000	3,400
0312	6263	SALT	72,544	97,334	92,362	68,800	112,000	77,000
0312	6267	OTHER STREET MAINTENANCE SUPPL	3,861	5,777	4,779	4,284	3,800	11,000
0312	6361	GENERAL LIABILITY/PROPERTY INS	2,750	3,553	2,906	2,586	4,000	6,000
0312	6388	OTHER VEHICLE REPAIR	15,410	9,491	709	2,842	10,000	14,000
0312	6489	OTHER CONTRACTED SERVICES	-	-	-	-	-	-
Total Expenditure			301,233	360,301	289,211	264,815	342,797	342,822

DESCRIPTION OF SERVICES:
 The Snow and Ice Removal budget provides for snow removal and for ice control on city streets, parking lots, and pathways.

- BUDGET HIGHLIGHTS**
- Staff time redistributed between streets, traffic engr & snow plowing
 - Salt Quantity needed reduced due to reduced # of minor snow events - \$35,000 decrease

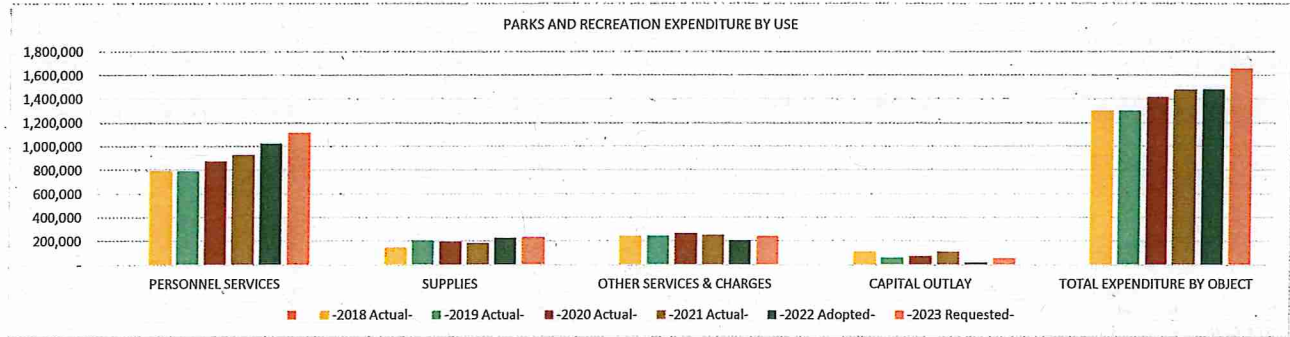
GOALS OF CURRENT YEAR BUDGET:
 Clearing of parking ramp utilizing PW Staff (full time, temp on call, & seasonal staff) See PUMA Budget
 Continue to monitor and reduce salt usage
 Continue to complete citywide plowing in 8 hours or less
 Upgrade weather service to MDSS (maintenance decision support software)
 Equip cul-de-sac trucks and sidewalk plowing equipment with AVL to track snow removal operations

Performance Measurements:	2018 Actual	2019 Actual	2020 Actual	2021 Projected	2022 Projected	2023 Projected
Miles of Streets Plowed	175	181.8	181.8			
Cul-de-sacs	275	283	283			
Salt/Sand Purchased (tons)	1200	1200	1200			
Snow Removal Hours	4110	5161	3090			
Full Scale Plowing Events	17.00	9.00	9.00			

GENERAL FUND 101 - GENERAL GOVERNMENT

PARKS AND RECREATION 452-455

EXPENDITURE BY OBJECT SUMMARY	-2018 Actual-	-2019 Actual-	-2020 Actual-	-2021 Actual-	-2022 Adopted-	-2023 Requested-
PERSONNEL SERVICES	795,948	791,294	878,027	929,874	1,026,225	1,118,642
SUPPLIES	148,244	207,079	198,379	186,228	229,800	239,094
OTHER SERVICES & CHARGES	245,907	244,126	266,854	253,330	208,800	244,700
CAPITAL OUTLAY	112,448	60,911	75,610	112,370	19,000	59,100
TOTAL EXPENDITURE BY OBJECT	1,302,547	1,303,410	1,418,871	1,481,802	1,483,825	1,661,536



LINE ITEM DETAIL BY COST CENTER OR SUB-FUNCTION

PARKS AND RECREATION 452-455

EXPENDITURE BY OBJECT RECAP ALL SUB-FUNCTIONS		-2018 Actual-	-2019 Actual-	-2020 Actual-	-2021 Actual-	-2022 Adopted-	-2023 Requested-
PERSONNEL SERVICES							
WAGES AND SALARIES							
6102	F.T. REGULAR-WAGES & SALARIES	531,530	516,077	572,067	618,528	638,456	721,420
6103	FULL TIME-REGULAR-OVERTIME	1,124	4,308	494	1,837	1,000	1,000
6105	TEMPORARY-WAGES & SALARIES	79,978	89,070	99,094	85,592	115,792	94,107
TOTAL WAGES AND SALARIES		612,632	609,455	671,654	705,957	755,248	816,527
EMPLOYER CONTRIBUTIONS							
6121	PERA CONTRIBUTIONS	40,833	40,860	45,806	48,065	50,827	54,639
6122	FICA/MEDICARE CONTRIBUTIONS	46,849	46,762	50,846	53,916	57,776	62,465
6131	GROUP INSURANCE	68,971	68,662	78,670	94,527	116,301	129,665
6133	WORKERS COMP INSURANCE PREMIUM	26,663	25,555	31,051	27,409	46,073	55,346
TOTAL EMPLOYER CONTRIBUTIONS		183,316	181,839	206,373	223,916	270,977	302,115
Total PERSONNEL SERVICES		795,948	791,294	878,027	929,874	1,026,225	1,118,642
SUPPLIES							
OFFICE SUPPLIES							
6208	MISCELLANEOUS OFFICE SUPPLIES	501	1,441	348	501	600	600
TOTAL OFFICE SUPPLIES		501	1,441	348	501	600	600
OPERATING SUPPLIES							
6223	GASOLINE	18,633	19,107	15,140	19,559	19,000	28,000
6225	DIESEL FUEL	5,237	4,500	265	3,238	5,000	12,000
6229	SHOP MATERIALS	773	654	523	939	1,000	1,000
6231	UNIFORMS & TURN-OUT GEAR	4,287	3,888	3,412	4,882	4,200	4,200
6249	MISCELLANEOUS OPERATING SUPPLY	22,014	35,821	32,775	30,380	33,000	33,000
TOTAL OPERATING SUPPLIES		50,943	63,970	52,116	58,998	62,200	78,200
REPAIR AND MAINTENANCE SUPPLIES							
6257	OTHER VEHICLE PARTS	15,348	17,698	15,975	7,020	17,000	17,000
6265	ASPHALT	41,931	93,441	97,967	101,594	105,000	108,294
6269	LANDSCAPE MATERIALS	22,531	19,297	16,785	11,449	25,000	20,000
6268	IRRIGATION SUPPLIES	15,111	9,317	13,000	6,025	15,000	10,000
TOTAL REPAIR AND MAINTENANCE SUPPLIES		94,921	139,753	143,727	126,088	162,000	155,294
SMALL TOOLS AND MINOR EQUIPMENT							
6281	SMALL TOOLS & MINOR EQUIPMENT	1,878	1,915	2,189	641	5,000	5,000
TOTAL SMALL TOOLS AND MINOR EQUIPMENT		1,878	1,915	2,189	641	5,000	5,000
Total SUPPLIES		148,244	207,079	198,379	186,228	229,800	239,094

OTHER SERVICES & CHARGES							
PROFESSIONAL SERVICES							
6315	MISCELLANEOUS PROFESSIONAL SER	55,401	31,522	33,468	30,717	33,000	33,000
TOTAL PROFESSIONAL SERVICES		55,401	31,522	33,468	30,717	33,000	33,000
COMMUNICATION							
6321	TELEPHONE	784	784	155	-	-	-
6322	POSTAGE	194	79	90	54	100	100
6323	CELLULAR PHONES	4,325	4,590	3,149	3,171	-	-
TOTAL COMMUNICATION		5,303	5,453	3,394	3,225	100	100
EMPLOYEE REIMBURSEMENTS							
6331	TRAVEL & LODGING	-	-	-	-	-	-
6334	MILEAGE REIMBURSEMENT	-	-	-	-	-	-
6335	TRAINING	528	2,914	2,714	453	2,500	2,500
TOTAL EMPLOYEE REIMBURSEMENTS		528	2,914	2,714	453	2,500	2,500
ADVERTISING AND PUBLISHING							
6352	GENERAL NOTICE & PUBLIC INFOR	-	-	-	-	-	-
TOTAL ADVERTISING AND PUBLISHING		-	-	-	-	-	-
INSURANCE							
6361	GENERAL LIABILITY/PROPERTY INS	14,308	15,364	17,404	17,104	20,000	22,000
TOTAL INSURANCE		14,308	15,364	17,404	17,104	20,000	22,000
UTILITIES							
6371	ELECTRIC UTILITIES	24,672	22,301	24,032	30,992	20,000	35,000
6372	WATER/IRRIGATION	9,060	6,095	7,444	11,167	10,000	12,000
6373	GAS	3,902	3,514	3,421	7,073	4,000	14,000
6374	REFUSE/RECYCLING	3,812	4,739	3,857	5,428	3,900	800
TOTAL UTILITIES		41,445	36,648	38,753	54,660	37,900	61,800
REPAIRS AND MAINTENANCE - LABOR							
6381	BUILDING & STRUCTURE REPAIR	19,176	8,793	14,100	14,346	10,000	10,000
6382	MACHINERY & EQUIPMENT REPAIR	3,612	12,601	10,031	543	7,000	7,000
6388	OTHER VEHICLE REPAIR	4,470	6,429	1,226	3,177	5,000	5,000
TOTAL REPAIRS AND MAINTENANCE - LABOR		27,259	27,823	25,357	18,066	22,000	22,000
RENTALS							
6415	OTHER EQUIPMENT RENTAL	1,515	1,568	1,489	777	2,000	2,000
6416	MACHINERY RENTAL	-	275	-	-	300	300
6417	UNIFORM RENTAL	263	276	231	258	400	400
TOTAL RENTALS		1,777	2,119	1,719	1,036	2,700	2,700
DUES, SUBSCRIPTIONS, AND REGISTRATION FEES							
6451	MEMBERSHIP DUES	280	300	420	300	600	600
TOTAL DUES, SUBSCRIPTIONS, AND REGISTRATION FEES		280	300	420	300	600	600
CONTRACTED SERVICES							
6489	OTHER CONTRACTED SERVICES	99,607	121,982	143,625	127,769	90,000	100,000
TOTAL CONTRACTED SERVICES		99,607	121,982	143,625	127,769	90,000	100,000
Total OTHER SERVICES & CHARGES		245,907	244,126	266,854	253,330	208,800	244,700
CAPITAL OUTLAY							
CAPITAL OUTLAY							
6540	HEAVY MACHINERY	23,362	-	42,861	-	-	-
6550	VEHICLES	-	-	-	-	-	59,100
6580	OTHER EQUIPMENT	17,298	60,911	32,749	112,370	19,000	-
TOTAL CAPITAL OUTLAY		40,660	60,911	75,610	112,370	19,000	59,100
Total CAPITAL OUTLAY		40,660	60,911	75,610	112,370	19,000	59,100
TOTAL EXPENDITURES & OTHER FINANCING		1,230,759	1,303,410	1,418,871	1,481,802	1,483,825	1,661,536

FUND GENERAL

DEPARTMENT: **PARK & RECREATION**
 FUNCTION: **PARKS AND RECREATION**

Business Unit	Object Account	Description	2018 Actual	2019 Actual	2020 Actual	2021 Actual	2022 Adopted Budget	2023 Requested Budget
0452	6102	F.T. REGULAR-WAGES & SALARIES	531,530	516,077	572,067	618,528	638,456	721,420
0452	6103	FULL TIME-REGULAR-OVERTIME	1,124	4,308	494	1,837	1,000	1,000
0452	6104	PART TIME-WAGES & SALARIES	1,550	23,517	30,275	17,113	31,645	
0452	6105	TEMPORARY-WAGES & SALARIES	78,428	65,553	68,819	68,479	84,147	94,107
0452	6121	PERA CONTRIBUTIONS	40,833	40,860	45,806	48,065	50,827	54,639
0452	6122	FICA/MEDICARE CONTRIBUTIONS	46,849	46,762	50,846	53,916	57,776	62,465
0452	6131	GROUP INSURANCE	68,971	68,662	78,670	94,527	116,301	129,665
0452	6133	WORKERS COMP INSURANCE PREMIUM	26,663	25,555	31,051	27,409	46,073	55,346
0452	6208	MISCELLANEOUS OFFICE SUPPLIES	501	1,441	348	501	600	600
0452	6223	GASOLINE	18,633	19,107	15,140	19,559	19,000	28,000
0452	6225	DIESEL FUEL	5,237	4,500	265	3,238	5,000	12,000
0452	6229	SHOP MATERIALS	773	654	523	939	1,000	1,000
0452	6231	UNIFORMS & TURN-OUT GEAR	4,287	3,888	3,412	4,882	4,200	4,200
0452	6249	MISCELLANEOUS OPERATING SUPPLY	22,014	35,821	32,775	30,380	33,000	33,000
0452	6257	OTHER VEHICLE PARTS	15,348	17,698	15,975	7,020	17,000	17,000
0452	6265	ASPHALT	41,931	93,441	97,967	101,594	105,000	108,294
0452	6268	IRRIGATION SUPPLIES	15,111	9,317	13,000	6,025	15,000	10,000
0452	6269	LANDSCAPE MATERIALS	22,531	19,297	16,785	11,449	25,000	20,000
0452	6281	SMALL TOOLS & MINOR EQUIPMENT	1,878	1,915	2,189	641	5,000	5,000
0452	6315	MISCELLANEOUS PROFESSIONAL SER	55,401	31,522	33,468	30,717	33,000	33,000
0452	6321	TELEPHONE	784	784	155	-	-	
0452	6322	POSTAGE	194	79	90	54	100	100
0452	6323	CELLULAR PHONES	4,325	4,590	3,149	3,171	-	
0452	6335	TRAINING	528	2,914	2,714	453	2,500	2,500
0452	6361	GENERAL LIABILITY/PROPERTY INS	14,308	15,364	17,404	17,104	20,000	22,000
0452	6371	ELECTRIC UTILITIES	24,672	22,301	24,032	30,992	20,000	35,000
0452	6372	WATER/IRRIGATION	9,060	6,095	7,444	11,167	10,000	12,000
0452	6373	GAS	3,902	3,514	3,421	7,073	4,000	14,000
0452	6374	REFUSE/RECYCLING	3,812	4,739	3,857	5,428	3,900	800
0452	6381	BUILDING & STRUCTURE REPAIR	19,176	8,793	14,100	14,346	10,000	10,000
0452	6382	MACHINERY & EQUIPMENT REPAIR	3,612	12,601	10,031	543	7,000	7,000
0452	6388	OTHER VEHICLE REPAIR	4,470	6,429	1,226	3,177	5,000	5,000
0452	6415	OTHER EQUIPMENT RENTAL	1,515	1,568	1,489	777	2,000	2,000
0452	6416	MACHINERY RENTAL	-	275	-	-	300	300
0452	6417	UNIFORM RENTAL	263	276	231	258	400	400
0452	6451	MEMBERSHIP DUES	280	300	420	300	600	600
0452	6489	OTHER CONTRACTED SERVICES	89,607	101,982	143,625	127,769	90,000	100,000
0452	6540	HEAVY MACHINERY	23,362	-	42,861			
0452	6550	MOTOR VEHICLES	71,788	-	-	-		59,100
0452	6580	OTHER EQUIPMENT	17,298	60,911	32,749	112,370	19,000	
Total Expenditure			1,292,547	1,283,410	1,418,871	1,481,802	1,483,825	1,661,536

PERSONNEL COMPLEMENT

Park Maintenance Worker	5.00	4.00	4.00	5.00	6.00	6.00
Utilities Maintenance Worker (Enterprise Funded)	3.00	3.00	3.00	3.00	3.00	3.00
Utilities Supervisor (Enterprise Funded)	1.00	1.00	1.00	1.00	1.00	1.00
Parks/Assistant PW Superintendent	1.00	1.00	1.00	1.00	1.00	1.00
Park Supervisor	1.00	1.00	1.00	1.00	1.00	1.00
Parks Lead Worker	-	1.00	1.00	1.00	1.00	1.00
Recreation Specialist	-	0.50	0.50	0.50	0.50	1.00
Temporary - Parks	3.62	3.62	3.62	3.62	3.62	3.62
Parks Intern	0.34	0.34	-	-	-	-
	<u>14.96</u>	<u>15.46</u>	<u>15.12</u>	<u>16.12</u>	<u>17.12</u>	<u>17.62</u>

6540/6550 Heavy Machinery

3/4 ton 4/4 Truck			42,861	-		
3/4 Ton 4/4 Truck with plow equipment	36,580	-	-	-	-	-
1-ton truck with plow equipment	58,570	-	-	-	-	59,100
	<u>95,150</u>	-	<u>42,861</u>	-	-	<u>59,100</u>

6580 Other Equipment

ATV Athletic Field Maintenance Machine	17,298	-	-	-	-	-
Kubota Tractor Attachment			32,749	-	-	-
Large Area Mower			-	101,509	-	-
Line Striper					19,000	
John Deere Mower				10,861		
3-Zero-Turn Mowers		21,338	-	-	-	-
Chipper		33,800	-	-	-	-
	<u>17,298</u>	<u>55,138</u>	<u>32,749</u>	<u>112,370</u>	<u>19,000</u>	<u>-</u>

DESCRIPTION OF SERVICES:

The Park and Recreation Department is responsible for the maintenance of all city parks and facilities. These parks and facilities include playgrounds, shelters, ballfields, trails, public grounds and streetscapes.

BUDGET HIGHLIGHTS

- Increase hours for Rec Specialist: 29 hours to 40 hours/week: \$24,195
- Reclass Asst PW Superintendent to Asst PW Director in 2022 but not in 2022 budget
- Replace F250 with topper with a 1-ton with plow - \$59,100
-

GOALS OF CURRENT YEAR BUDGET:

- Continue new trail maintenance policy developed in 2015
- Continue to coordinate trail, sidewalk, parking lot and rink snow removal with city-wide snow plowing for
- Continue to work year-round with the athletic associations in the provision of youth recreation
- Complete a citizen survey to identify community need for recreation programming
- Following the conclusion of the 2018 comprehensive plan update and master park planning endeavor begin implementing the park and trail plan objectives
- Continue organizing a Master Park and Trail Plan, including cost estimates for the emerging future vision

Performance Measurements:

	2018 Actual	2019 Actual	2020 Actual	2021 Projected	2022 Projected	2023 Projected
Number of City Parks	23	23	23	26	26	26
Number of Athletic Fields Maintained	42	42	42	42	42	42
Number of Playgrounds Maintained	17	17	17	17	17	17
Miles of Trails Maintained	41	70	70	70	70	70
Total Acreage Mowed	150.11	150.11	150.11	150.11	150.11	150.11

FUND GENERAL

DEPARTMENT: COMMUNITY PROGRAMS
 FUNCTION: PARKS AND RECREATION

Business Unit	Object Account	Description	2018 Actual	2019 Actual	2020 Actual	2021 Actual	2022 Adopted Budget
0455	6489	OTHER CONTRACTED SERVICES	10,000	20,000			
Total Expenditure			10,000	20,000	-	-	-

6489 Other Contracted Services

Alexandra House (Gambling Funds)	-	10,000	-	-	-	-
Family Promise Donation	-	-	-	-	-	-
Ramsey Foundation - Draw Park Events (Gambling Funds)	5,000	10,000	-	-	-	-
	<u>5,000</u>	<u>20,000</u>	<u>-</u>	<u>-</u>	<u>-</u>	<u>-</u>

DESCRIPTION OF SERVICES:

The Community Programs budget provides funding for those organizations that provide programs and support to Ramsey residents in need.

BUDGET HIGHLIGHTS

- Funding For Alexandra House and Draw Park Events Funded via Gambling Fund

GOALS OF CURRENT YEAR BUDGET:

Increase citizens knowledge of programs offered

FUND GENERAL

DEPARTMENT: EXPENDITURE RESERVE
 FUNCTION: MISCELLANEOUS/CONTINGENCY

Business Unit	Object Account	Description	2018 Actual	2019 Actual	2020 Adopted Budget	2021 Actual	2022 Adopted Budget	2023 Requested Budget
0892	6105	TEMPORARY-WAGES & SALARIES	-	-	-	-	-	-
0892	6282	EMERGENCY SUPPLIES - COVID	-	-	436,995	2,741	-	-
0892	6315	MISCELLANEOUS PROFESSIONAL SER	-	-	-	-	25,000	18,600
0892	6603	OTHER L.T. OBLIGATION PRINCIPA	61,853	61,853	61,853	61,853	-	-
0892	6820	OPERATING TRANSFERS TO OTHER F	643,832	575,817	1,376,215	409,801	106,373	106,373
Total Expenditure			705,685	637,670	1,875,063	474,396	131,373	124,973

6603/6820 Principal & Transfers								
Bury Carlson Internal Loan (PIR Fund)*	-	44,520	44,520	44,520	44,520	44,520	44,520	44,520
Municipal Center debt transfer interfund	61,853	61,853	61,853	61,853	61,853	61,853	61,853	61,853
	61,853	106,373	106,373	106,373	106,373	106,373	106,373	106,373

*Coded directly against property tax when collected

6820 Transfers to Other Funds								
Excess Revenue Transfer	643,832	575,817	1,376,215	-	-	-	-	-
	643,832	575,817	1,376,215	-	-	-	-	-

DESCRIPTION OF SERVICES:

The Contingency budget is to be used for unforeseen expenditures or for anticipated expenditures of uncertain amounts.

BUDGET HIGHLIGHTS

- No Major Changes

GOALS OF CURRENT YEAR BUDGET:

Minimize unbudgeted/unallocated expenses

Councilmember introduced the following resolution and moved for its adoption:

RESOLUTION #22-226

RESOLUTION ADOPTING THE “PROPOSED” 2023 CITY OF RAMSEY GENERAL FUND OPERATING BUDGET

NOW THEREFORE BE IT RESOLVED BY THE CITY COUNCIL OF THE CITY OF RAMSEY, COUNTY OF ANOKA, STATE OF MINNESOTA, as follows:

- 1) That the “Proposed” annual budget of the City of Ramsey for the fiscal year beginning January 1, 2023 is hereby adopted for the General Fund as follows:

GENERAL FUND

Revenues:

Property Taxes	\$13,088,820
Licenses and Permits	699,400
Intergovernmental Revenues	696,700
Charges for Services	622,300
Fines and Forfeitures	50,000
Other Revenues-	
Interest Earnings	25,000
Miscellaneous	15,750
Other Financing Sources	<u>1,829,383</u>

Total Revenues \$17,027,353

Operating and Capital Expenditures:

General Government	\$ 4,203,044
Public Safety	8,166,229
Public Works	2,871,571
Parks and Recreation	1,661,536
Contingency	18,600
Other Financing Uses	<u>106,373</u>

Total Operating and Capital Expenditures \$ 17,027,353

- 2) That the Finance Director be directed to transmit a certified copy of this resolution to the Anoka County Auditor’s office on or before Friday, September 30, 2022.

That the motion for the adoption of the foregoing resolution was duly seconded by Councilmember and upon vote being taken thereon, the following voted in favor:

and the following voted against the same:

and the following abstained:

and the following were absent:

Whereupon said resolution was declared duly passed and adopted by the Ramsey City Council this 27th day of September 2022.

Mayor

ATTEST:

City Clerk

BUDGET SUMMARY:									
Business Unit	Object Account	Description	2018 Actual	2019 Actual	2020 Actual	2021		2022 Adopted Budget	2023 Requested Budget
						Actual	Actual		
9230	4011	CURRENT-AD VALOREM TAXES	84,583	85,062	76,787		63,927	75,360	82,610
9230	4012	DELINQUENT-AD VALOREM TAXES	919	434	410		1,060		
9230	4014	FISCAL DISPARITIES	18,824	14,360	13,753		11,146		
9230	4273	OTHER STATE GRANTS & AIDS	-	-					
9230	4609	OTHER MISCELLANEOUS REVENUES	3,816	46,972			10		
9230	4701	INTEREST ON INVESTMENTS	16,059	35,028	40,633		(3,673)	10,000	5,000
9230	4901	TRANSFER IN FROM OTHER FUNDS	-	-					
Total Revenue			124,202	181,856	131,583		72,470	85,360	87,610

Business Unit	Object Account	Description	2018 Actual	2019 Actual	2020 Actual	2021		2022 Adopted Budget	2023 Requested Budget
						Actual	Actual		
9230	6102	F.T. REGULAR-WAGES & SALARIES	-	-					
9230	6105	TEMPORARY-WAGES & SALARIES	1,435	840	755		560	1,500	1,500
9230	6121	PERA CONTRIBUTIONS	-	-			-		
9230	6122	FICA/MEDICARE CONTRIBUTIONS	120	64	58		43	100	100
9230	6131	GROUP INSURANCE	-	-					
9230	6133	WORKERS COMP INSURANCE PREMIUM	7	4	4		2	10	10
9230	6246	MARKETING	4,150	22,027	2,430		7,190	30,000	25,000
9230	6249	MISCELLANEOUS OPERATING SUPPLY	15,261	10,771	9,562		2,364	19,000	19,000
9230	6304	LEGAL FEES	-	-					
9230	6315	MISCELLANEOUS PROFESSIONAL SER	27,889	20,999	70,426		46,082	30,000	35,000
9230	6322	POSTAGE	-	-					
9230	6323	CELLULAR PHONES	-	-					
9230	6331	TRAVEL & LODGING	347	850	-		312	1,000	2,300
9230	6335	TRAINING	511	2,048	483		575	1,000	1,500
9230	6361	GENERAL LIABILITY/PROPERTY INS	511	590	877		3,242	750	1,000
9230	6371	ELECTRIC UTILITIES	-	-					
9230	6433	REFUNDS/REIMBURSEMENTS	-	-	-		250,000		
9230	6530	IMPROVEMENTS OTHER THAN BUILDINGS	-	-			15,151		
9230	6451	MEMBERSHIP DUES	1,370	1,437	940		1,121	2,000	2,200
9230	6452	SUBSCRIPTIONS	-	-	-		5	-	-
Total Expenditure			51,601	59,630	85,534		326,645	85,360	87,610

DESCRIPTION OF SERVICES:
 The primary objective of the Economic Development Authority is to aid, assist and promote the growth and expansion of commercial, retail and industrial development in the City of Ramsey.

GOALS OF CURRENT YEAR BUDGET:
 Enhance Business Retention and Expansion Program
 Increase number of jobs
 Increase retail base
 Reduce the amount of land owned by City for development

Councilmember introduced the following resolution and moved for its adoption:

RESOLUTION #22-227

RESOLUTION ADOPTING THE “PROPOSED” 2023 CITY OF RAMSEY ECONOMIC DEVELOPMENT AUTHORITY FUND BUDGET

NOW THEREFORE, BE IT RESOLVED BY THE CITY COUNCIL OF THE CITY OF RAMSEY, ANOKA COUNTY, STATE OF MINNESOTA, as follows:

- 1) That the “Proposed” annual budget of the City of Ramsey for the fiscal year beginning January 1, 2023 is hereby adopted for the Economic Development Authority Fund as follows:

ECONOMIC DEVELOPMENT FUND

Revenues:	
Taxes (EDA Levy)	\$82,610
Interest Earnings	<u>5,000</u>
Total Revenues	<u>\$87,610</u>
Operating and Capital Expenditures:	
Personal Services	\$ 1,610
Supplies	44,000
Services and Charges	<u>42,000</u>
Total Operating and Capital Expenditures	<u>\$87,610</u>

The motion for the adoption of the foregoing resolution was duly seconded by Councilmember and upon vote being taken thereon, the following voted in favor thereof:

and the following voted against the same:

and the following abstained:

and the following were absent:

Whereupon said resolution was declared duly passed and adopted by the Ramsey City Council this the 27th day of September, 2022.

Mayor

ATTEST:

City Clerk

Effect on Taxpayers of Proposed 2023 Preliminary Levy (Home Values Provided from Anoka County)

(Holds County & Anoka Henn School Levies constant with 2022 levels)

2023 Proposed: Levy Increase of \$2,979,389 (19.46%)

2022 House Market Value	RESIDENTIAL 2022 House Tax Value Mkt Value Excl	2022 42.239% (Tax Cap. Based Only)	2022 City Portion of Taxes	2023 House Market Value	2023 House Tax Value After Mkt Value Excl	2023 Increase 40.562% Tax Cap	2023 44.796% City Portion of Taxes	City Portion Tax Increase Over 2022	House Tax Market Value Increase	City Portion Tax % Increase
\$ 159,600	\$ 136,724	\$ 1,261	\$ 577	\$ 193,600	\$ 173,784	\$ 1,574	\$ 705	\$ 128	27.11%	22.09%
\$ 218,500	\$ 200,925	\$ 1,853	\$ 849	\$ 254,700	\$ 240,383	\$ 2,177	\$ 975	\$ 126	19.64%	14.79%
\$ 210,100	\$ 191,769	\$ 1,769	\$ 810	\$ 252,300	\$ 237,767	\$ 2,153	\$ 965	\$ 155	23.99%	19.19%
\$ 249,900	\$ 235,151	\$ 2,169	\$ 993	\$ 312,200	\$ 303,058	\$ 2,745	\$ 1,229	\$ 236	28.88%	23.75%
\$ 251,400	\$ 236,786	\$ 2,184	\$ 1,000	\$ 308,200	\$ 298,698	\$ 2,705	\$ 1,212	\$ 212	26.15%	21.23%
\$ 254,500	\$ 240,165	\$ 2,215	\$ 1,015	\$ 316,100	\$ 307,309	\$ 2,783	\$ 1,246	\$ 231	27.96%	22.76%
\$ 265,900	\$ 252,591	\$ 2,330	\$ 1,067	\$ 331,900	\$ 324,531	\$ 2,938	\$ 1,316	\$ 249	28.48%	23.37%
\$ 265,600	\$ 252,264	\$ 2,327	\$ 1,066	\$ 330,200	\$ 322,678	\$ 2,922	\$ 1,309	\$ 243	27.91%	22.83%
\$ 280,300	\$ 268,287	\$ 2,474	\$ 1,133	\$ 346,700	\$ 340,663	\$ 3,085	\$ 1,382	\$ 249	26.98%	14.99%
\$ 292,200	\$ 281,258	\$ 2,594	\$ 1,188	\$ 384,300	\$ 341,647	\$ 3,455	\$ 1,548	\$ 360	21.47%	30.27%
\$ 311,900	\$ 283,656	\$ 2,792	\$ 1,279	\$ 392,500	\$ 390,585	\$ 3,537	\$ 1,584	\$ 305	37.70%	23.84%
\$ 306,300	\$ 296,627	\$ 2,735	\$ 1,253	\$ 364,600	\$ 360,174	\$ 3,262	\$ 1,461	\$ 208	21.42%	16.62%
\$ 327,300	\$ 320,273	\$ 2,947	\$ 1,350	\$ 414,000	\$ 414,000	\$ 3,749	\$ 1,679	\$ 329	29.26%	24.36%
\$ 341,200	\$ 334,668	\$ 3,087	\$ 1,414	\$ 416,700	\$ 416,700	\$ 3,773	\$ 1,690	\$ 276	24.51%	19.49%
\$ 403,700	\$ 402,793	\$ 3,715	\$ 1,701	\$ 473,700	\$ 473,700	\$ 4,289	\$ 1,921	\$ 220	17.60%	12.93%
\$ 411,700	\$ 411,513	\$ 3,797	\$ 1,739	\$ 521,500	\$ 521,500	\$ 4,771	\$ 2,137	\$ 398	26.73%	22.90%
\$ 419,000	\$ 419,000	\$ 3,864	\$ 1,770	\$ 556,500	\$ 556,500	\$ 5,167	\$ 2,314	\$ 544	32.82%	30.72%
\$ 437,400	\$ 437,400	\$ 4,034	\$ 1,848	\$ 584,400	\$ 584,400	\$ 5,483	\$ 2,456	\$ 608	33.61%	32.88%
\$ 453,200	\$ 453,200	\$ 4,180	\$ 1,914	\$ 583,600	\$ 583,600	\$ 5,474	\$ 2,452	\$ 539	28.77%	28.14%
\$ 477,800	\$ 477,800	\$ 4,407	\$ 2,018	\$ 606,800	\$ 606,800	\$ 5,736	\$ 2,570	\$ 551	27.00%	27.33%
\$ 617,500	\$ 617,500	\$ 5,966	\$ 2,732	\$ 667,600	\$ 667,600	\$ 6,424	\$ 2,878	\$ 146	8.11%	5.36%

* Median Market Value home was \$280,300 for pay 2022 and \$346,700 for pay 2023

Effect on Taxpayers of Proposed 2023 Preliminary Levy (Commercial Values Provided from Anoka County)

(Holds County & Anoka Henn School Levies constant with 2022 levels)

2023 Proposed: Levy Increase of \$2,979,389 (19.46%)

2022 Commercial Value	2022 Tax Capacity Based Only)	2022 City Portion of Taxes	2023 Commercial Value	2023 Tax Capacity Based Only)	2023 City Portion of Taxes	City Portion Tax Increase over 2022	Commercial Value Increase	City Portion Tax % Increase
\$ 741,600	\$ 8,147	\$ 3,731	\$ 967,100	\$ 10,561	\$ 4,578	\$ 847	30.41%	22.69%
\$ 2,890,000	\$ 33,007	\$ 15,117	\$ 3,035,400	\$ 34,058	\$ 14,764	\$ (353)	5.03%	-2.34%
\$ 3,123,800	\$ 35,713	\$ 16,356	\$ 4,513,000	\$ 50,845	\$ 22,040	\$ 5,684	44.47%	34.75%
\$ 3,525,500	\$ 40,361	\$ 18,485	\$ 4,443,300	\$ 50,054	\$ 21,697	\$ 3,212	26.03%	17.38%
\$ 4,741,000	\$ 54,425	\$ 24,926	\$ 5,525,000	\$ 62,342	\$ 27,024	\$ 2,098	16.54%	8.42%
\$ 11,700,000	\$ 134,948	\$ 61,805	\$ 9,400,000	\$ 106,366	\$ 46,108	\$ (15,697)	-19.66%	-25.40%
\$ 6,699,400	\$ 77,086	\$ 35,305	\$ 7,954,600	\$ 89,945	\$ 38,989	\$ 3,684	18.74%	10.44%