

GENERAL FUND 101 - BUDGET SUMMARY

REVENUES

	-2018 Actual-	-2019 Actual-	-2020 Actual-	-2021 Actual-	-2022 Adopted-	-2023 Requested-	% of Budget
TAXES	9,361,993	9,902,004	10,577,806	11,184,493	11,655,590	13,274,709	76.91%
LICENSES AND PERMITS	1,031,944	901,222	850,504	917,645	688,900	699,400	4.05%
INTERGOVERNMENTAL REVENUES	418,106	442,366	2,497,148	513,730	474,300	696,700	4.04%
CHARGES FOR SERVICES	815,127	790,112	731,187	760,740	589,300	622,300	3.61%
FINES AND FORFEITS	46,651	49,479	34,735	51,153	45,000	50,000	0.29%
MISCELLANEOUS	21,873	16,637	12,861	29,201	15,750	15,750	0.09%
INVESTMENT EARNINGS	104,401	174,930	185,750	(29,897)	50,000	25,000	0.14%
OTHER FINANCING SOURCES	936,450	953,354	766,049	1,321,201	973,800	1,876,310	10.87%
TOTAL REVENUES	12,736,544	13,230,103	15,656,038	14,748,266	14,492,640	17,260,169	100.00%

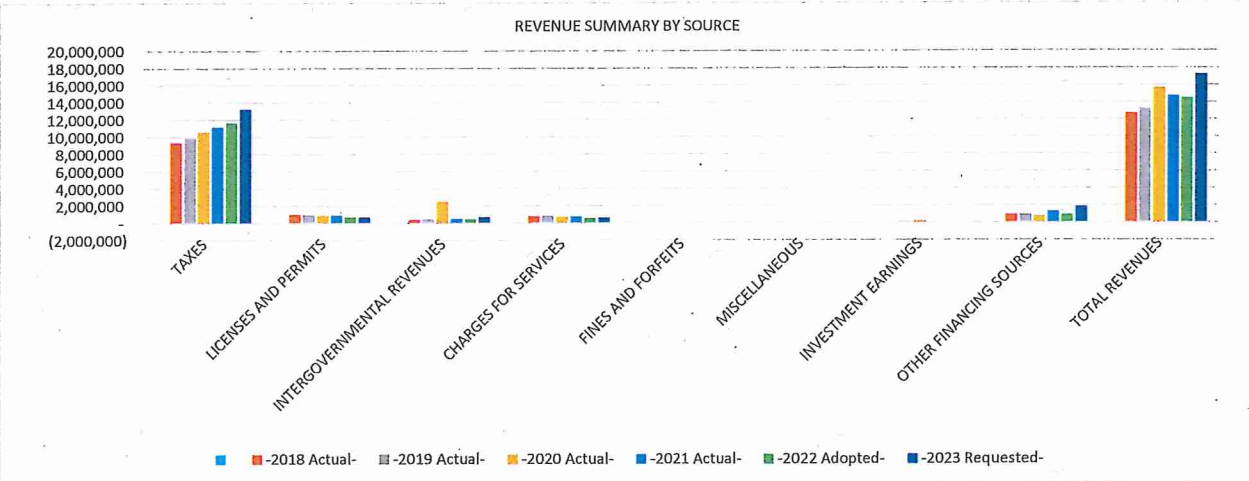
EXPENDITURES

	-2018 Actual-	-2019 Actual-	-2020 Actual-	-2021 Actual-	-2022 Adopted-	-2023 Requested-	% of Budget
GENERAL GOVERNMENT	3,291,647	3,468,059	3,390,435	3,540,820	3,988,041	4,196,644	24.31%
PUBLIC SAFETY	5,103,105	5,511,745	6,112,194	6,526,621	6,659,902	8,399,045	48.66%
PUBLIC WORKS	2,005,042	2,047,054	2,009,196	2,393,459	2,229,499	2,871,571	16.64%
PARKS AND RECREATION	1,302,547	1,303,410	1,418,871	1,481,802	1,483,825	1,661,536	9.63%
MISCELLANEOUS/CONTINGENCY	705,685	637,670	1,875,063	474,396	131,373	131,373	0.76%
TOTAL EXPENDITURES	12,408,025	12,967,938	14,805,758	14,417,097	14,492,640	17,260,169	100.00%

GENERAL FUND 101 - REVENUE SUMMARY	-2018 Actual-	-2019 Actual-	-2020 Actual-	-2021 Actual-	-2022 Adopted-	-2023 Requested-
TAXES	9,361,993	9,902,004	10,577,806	11,184,493	11,655,590	13,274,709
LICENSES AND PERMITS	1,031,944	901,222	850,504	917,645	688,900	699,400
INTERGOVERNMENTAL REVENUES	418,106	442,366	2,497,148	513,730	474,300	696,700
CHARGES FOR SERVICES	815,127	790,112	731,187	760,740	589,300	622,300
FINES AND FORFEITS	46,651	49,479	34,735	51,153	45,000	50,000
MISCELLANEOUS	21,873	16,637	12,861	29,201	15,750	15,750
INVESTMENT EARNINGS	104,401	174,930	185,750	(29,897)	50,000	25,000
OTHER FINANCING SOURCES	936,450	953,354	766,049	1,321,201	973,800	1,876,310
TOTAL REVENUES	12,736,544	13,230,103	15,656,038	14,748,266	14,492,640	17,260,169

HISTORICAL LEVY AMOUNTS

2018 LEVY	\$ 9,395,242	8.36%
2019 LEVY	\$ 9,972,432	6.14%
2020 LEVY	\$ 10,670,932	7.00%
2021 LEVY	\$ 11,060,589	3.65%
2022 LEVY	\$ 11,712,590	5.89%
2023 LEVY	\$ 13,331,709	13.82%



GENERAL FUND 101 - REVENUE BY SOURCE		-2018 Actual-	-2019 Actual-	-2020 Actual-	-2021 Actual-	-2022 Adopted-	-2023 Requested-
TAXES							
4011	CURRENT-AD VALOREM TAXES	7,821,806	8,383,643	8,929,345	9,415,148	10,212,590	11,756,709
401A	CURRENT-UNCOLLECTED ALLOWANCE		-	-	-	(100,000)	(100,000)
4012	DELINQUENT-AD VALOREM TAXES	57,625	37,958	39,951	112,159	40,000	40,000
4014	FISCAL DISPARITIES	1,472,625	1,477,121	1,607,454	1,645,441	1,500,000	1,575,000
4015	EXCESS TAX INCREMENTS	16	179	-	-	-	-
4018	PENALTY/INT-AD VALOREM TAXES	9,921	3,104	1,056	11,745	3,000	3,000
TAXES Total		9,361,993	9,902,004	10,577,806	11,184,493	11,655,590	13,274,709
LICENSES AND PERMITS							
- BUSINESS LICENSES/PERMITS							
4140	CREDIT CARD PROCESSING FEES	(11,494)	(5,960)	(2,032)	(2,994)	(4,000)	(4,000)
4155	LIQUOR-ON SALE	55,500	48,740	49,348	47,360	50,000	50,000
4156	LIQUOR-OFF SALE	740	-	-	-	-	-
4159	MECHANICAL LICENSE	12,200	14,300	13,550	13,850	12,000	13,000
4163	PAWNSHOP LICENSE	5,891	9,868	4,250	4,250	4,000	4,000
4164	CIGARETTE SALES LICENSE	550	3,050	3,050	3,700	3,000	3,000
4165	REFUSE HAULERS LICENSE	200	450	350	350	400	400
4168	PEDDLERS LICENSE	2,535	2,820	1,910	6,500	4,000	5,000
4170	OTHER BUSINESS LICENSES & PERM	1,125	2,180	2,080	1,360	2,000	2,000
4171	INVESTIGATIVE FEES	414	3,451	1,906	2,684	2,000	2,000
- NON-BUSINESS LICENSES/PERMITS							
4205	BUILDING PERMIT	626,166	577,644	522,922	566,419	400,000	400,000
4206	PLUMBING PERMIT	64,517	46,218	39,175	52,806	40,000	40,000
4207	ANIMAL LICENSE	2,590	1,250	1,110	1,930	-	-
4208	HEATING PERMIT	96,141	53,963	62,471	69,045	50,000	50,000
4209	CONDITIONAL USE PERMIT	3,006	8,750	6,864	8,450	8,000	8,000
4211	SIGN PERMITS	2,101	2,625	2,155	1,550	2,500	2,000
4212	RENTAL LICENSE	6,275	1,525	10,700	5,135	3,000	4,000
4213	FIRE PERMIT	10,160	8,386	10,963	7,550	10,000	10,000
4214	ELECTRICAL INSPECTION PERMIT	100,338	92,148	85,140	90,306	70,000	80,000
4220	SEPTIC SYSTEM PERMIT	32,409	21,159	22,920	21,310	20,000	15,000
4221	URBAN SEWER PERMIT	8,855	2,850	4,408	4,350	5,000	5,000
4222	URBAN WATER PERMIT	8,855	3,525	5,138	5,050	5,000	5,000
4230	OTHER NON-BUSINESS LIC & PERM	2,870	2,280	2,125	6,685	2,000	5,000
LICENSES AND PERMITS Total		1,031,944	901,222	850,504	917,645	688,900	699,400
INTERGOVERNMENTAL REVENUES							
- FEDERAL INTERGOVERNMENTAL							
4253	FEDERAL EXCISE TAX REFUND	8,409	8,863	9,432	9,310	9,000	9,200
4252	FEDERAL GRANTS	-	-	-	-	-	-
- STATE INTERGOVERNMENTAL							
4255	FEDERAL CARES ACT	-	-	2,050,863	-	-	-
4263	MARKET VALUE HOMESTEAD CREDIT	2,902	2,689	2,834	2,963	-	-
4268	MSA FOR STREETS	140,000	150,000	150,000	180,000	200,000	210,000
4269	POLICE - INSURANCE PREMIUM TAX	207,352	228,225	241,001	248,199	230,000	240,000
4271	POST BOARD REIMBURSEMENT	22,968	23,860	24,464	27,820	20,000	20,000
4272	STATE EXCISE TAX REFUND	337	364	522	571	300	500
4273	OTHER STATE GRANTS & AIDS	36,139	28,365	17,282	28,867	15,000	217,000
- LOCAL INTERGOVERNMENTAL							
4287	OTHER LOCAL GOVERNMENT GRANTS	-	-	750	16,000	-	-
INTERGOVERNMENTAL REVENUES Total		418,106	442,366	2,497,148	513,730	474,300	696,700

CHARGES FOR SERVICES							
4304	RENTAL FEES - REAL PROPERTY	149,819	153,799	155,808	156,109	130,000	135,000
4305	RENTAL FEES	9,739	11,042	4,804	12,224	12,000	12,000
4306	ZONING & SUBDIVISION FEES	3,739	2,082	1,130	2,585	1,000	2,000
4307	PLAN CHECKING FEES	296,301	241,565	184,169	199,008	198,000	200,000
4308	SALES OF MAPS & PUBLICATIONS	499	358	73	123	100	100
4309	ASSESSMENT SEARCHES	840	630	90	540	200	200
4312	GENERAL GOVERNMENT STAFF TIME	33,889	39,694	41,045	31,870	25,000	25,000
4326	SPECIAL POLICE SERVICES	16,645	21,082	3,325	7,808	5,000	5,000
4327	SPECIAL FIRE PROTECTION SERVIC	55,953	86,157	72,414	23,144	-	-
4328	ACCIDENT REPORTS	1,657	1,373	1,114	1,033	1,000	1,000
4329	OPEN BURN PERMIT FEES	675	975	750	500	1,000	1,000
4330	OTHER PUBLIC SAFETY	6,995	4,935	2,400	5,370	3,000	3,000
4337	ENGINEERING	214,693	200,453	243,514	302,408	200,000	225,000
4338	PLAN & SPECIFICATION FEES	-	-	570	-	-	-
4339	OTHER PUBLIC WORKS	14,862	13,460	15,647	7,860	8,000	8,000
4347	OTHER CULTURE-RECREATION	8,821	12,507	4,334	10,159	5,000	5,000
CHARGES FOR SERVICES Total		815,127	790,112	731,187	760,740	589,300	622,300
FINES AND FORFEITS							
4452	COURT FINES	44,569	45,404	32,505	46,250	40,000	45,000
4453	OTHER FINES & FORFEITS	33	405	291	-	-	-
4454	ADMINISTRATIVE FINES	2,049	3,669	1,940	4,903	5,000	5,000
FINES AND FORFEITS Total		46,651	49,479	34,735	51,153	45,000	50,000
MISCELLANEOUS							
4604	SURCHARGES	689	690	608	675	700	700
4605	ELECTION FILING FEES	55	20	50	-	50	50
4609	OTHER MISCELLANEOUS REVENUES	21,129	15,927	12,202	28,526	15,000	15,000
4608	CONTRIBUTIONS & DONATIONS	-	-	-	-	-	-
MISCELLANEOUS Total		21,873	16,637	12,861	29,201	15,750	15,750
INVESTMENT EARNINGS							
4701	INTEREST ON INVESTMENTS	104,401	174,930	185,750	(29,897)	50,000	25,000
INVESTMENT EARNINGS Total		104,401	174,930	185,750	(29,897)	50,000	25,000
OTHER FINANCING SOURCES							
TRANSFERS IN							
4901	TRANSFER IN FROM OTHER FUNDS	936,450	953,354	766,049	1,321,201	973,800	1,876,310
OTHER FINANCING SOURCES Total		936,450	953,354	766,049	1,321,201	973,800	1,876,310
TOTAL REVENUE		12,736,544	13,230,103	15,656,038	14,748,266	14,492,640	17,260,169

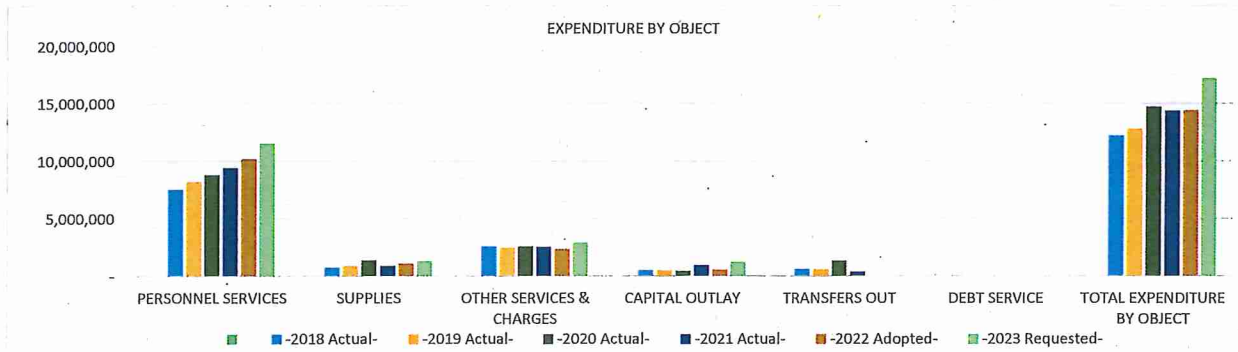
GENERAL FUND 101 - LINE ITEM DETAIL

-2018 Actual- -2019 Actual- -2020 Actual- -2021 Actual- -2022 Adopted- -2023 Requested-

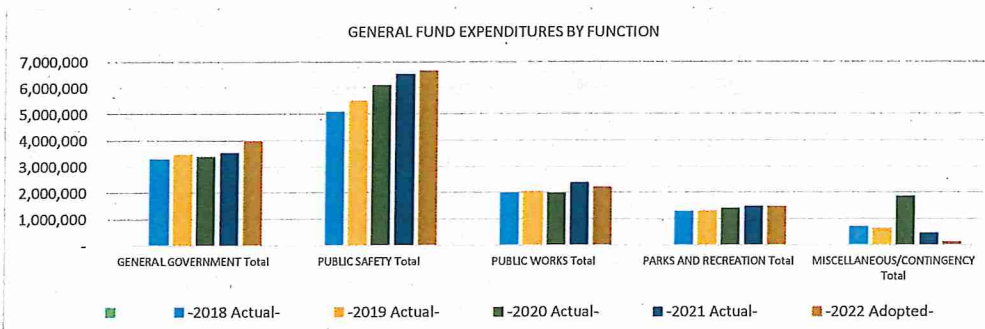
4901 Other Finance Sources

Water Fund Administrative Transfer	41,000	43,000	45,000	47,000	49,000	51,000
Sewer Fund Administrative Transfer	35,000	37,000	39,000	41,000	43,000	45,000
St. Lighting Fund Administrative Transfer	20,000	21,000	22,000	23,000	25,000	27,000
Recycling Fund Administrative Transfer	11,500	-	-	-	-	-
Storm Water Utility Fund Administrative Transfer	30,000	32,000	34,000	36,000	38,000	40,000
PW Campus Fund	-	-	-	-	20,000	750,000
ARPA Funds	-	-	-	-	-	375,000
Landfill Fund	-	-	-	1,000,000	63,000	-
Capital Maintenance Fund - For Trail Maintenance	-	50,000	60,000	60,000	60,000	70,000
Capital Maintenance Fund - For Capital Improvements	-	-	-	-	35,000	-
Insurance Fund	22,588	-	-	-	-	-
Fleet Vehicle Fund	-	87,000	-	-	17,800	104,310
PIR Fund-Street Maintenance	100,000	125,000	125,000	125,000	150,000	175,000
Equipment Revolving Fund	676,362	558,354	471,000	90,200	473,000	239,000
	<u>936,450</u>	<u>953,354</u>	<u>796,000</u>	<u>1,422,200</u>	<u>973,800</u>	<u>1,876,310</u>

EXPENDITURE BY OBJECT SUMMARY	-2018 Actual-	-2019 Actual-	-2020 Actual-	-2021 Actual-	-2022 Adopted-	-2023 Requested-
PERSONNEL SERVICES	7,570,878	8,240,485	8,859,253	9,471,467	10,261,237	11,584,930
SUPPLIES	789,128	913,056	1,413,878	915,468	1,136,500	1,331,945
OTHER SERVICES & CHARGES	2,632,664	2,502,520	2,626,465	2,577,885	2,399,730	2,957,722
CAPITAL OUTLAY	565,955	549,084	467,070	977,809	588,800	1,279,199
TRANSFERS OUT	643,832	575,817	1,376,215	409,801	106,373	106,373
DEBT SERVICE	61,853	61,853	61,853	61,853	-	-
TOTAL EXPENDITURE BY OBJECT	12,264,311	12,842,815	14,804,733	14,414,283	14,492,640	17,260,169



EXPENDITURE BY OBJECT RECAP ALL SUB-FUNCTIONS	-2018 Actual-	-2019 Actual-	-2020 Actual-	-2021 Actual-	-2022 Adopted-	-2023 Requested-
GENERAL GOVERNMENT						
0111 MAYOR AND COUNCIL	125,890	118,969	104,534	100,563	98,578	123,207
0114 CHARTER/PLAN/HORSE COMMISSIONS	4,141	3,642	3,213	3,666	4,486	3,853
0130 ADMINISTRATION	861,767	812,003	795,368	852,730	901,971	1,019,778
0141 ELECTIONS	59,959	22,103	53,763	7,784	55,523	6,650
0153 FINANCE	350,532	367,590	379,167	408,717	384,935	386,910
0155 ASSESSING	140,246	143,667	147,722	120,463	150,000	130,000
0161 LEGAL	121,965	152,821	124,533	125,477	126,600	126,600
0191 PLANNING & ZONING	583,331	681,120	653,382	733,882	763,831	854,650
0192 DATA PROCESSING	505,957	623,164	582,467	606,281	796,584	818,662
0194 GENERAL GOVERNMENT BUILDINGS	483,815	494,094	501,162	529,125	652,216	667,254
0195 NEWSLETTER	54,043	48,885	45,123	52,132	53,317	59,080
GENERAL GOVERNMENT Total	3,291,647	3,468,059	3,390,435	3,540,820	3,988,041	4,196,644
PUBLIC SAFETY						
0211 POLICE PROTECTION	3,502,113	3,794,498	4,122,916	4,547,484	4,784,883	5,738,439
0220 FIRE PROTECTION	999,255	1,024,125	1,384,635	1,352,166	1,220,790	1,761,760
0240 PROTECTIVE INSPECTIONS	450,223	600,831	519,585	538,198	495,512	721,415
0250 CIVIL DEFENSE	11,627	15,164	2,288	3,287	43,350	43,350
0260 TRAFFIC ENGINEERING	124,516	59,904	68,686	71,628	97,442	111,706
0270 ANIMAL CONTROL	4,381	4,336	993	743	3,250	6,250
0280 COMMUNITY ORIENTING POLICING	10,990	12,888	13,092	13,115	14,675	16,125
PUBLIC SAFETY Total	5,103,105	5,511,745	6,112,194	6,526,621	6,659,902	8,399,045
PUBLIC WORKS						
0301 ENGINEERING	229,140	379,804	383,947	381,476	487,638	554,975
0311 STREET MAINTENANCE	1,474,670	1,306,948	1,336,038	1,747,168	1,399,064	1,973,774
0312 SNOW & ICE REMOVAL	301,233	360,301	289,211	264,815	342,797	342,822
PUBLIC WORKS Total	2,005,042	2,047,054	2,009,196	2,393,459	2,229,499	2,871,571
PARKS AND RECREATION						
0452 PARK & RECREATION	1,292,547	1,283,410	1,418,871	1,481,802	1,483,825	1,661,536
0455 COMMUNITY PROGRAMS	10,000	20,000	-	-	-	-
0461 ENVIRONMENTAL SERVICES	-	-	-	-	-	-
PARKS AND RECREATION Total	1,302,547	1,303,410	1,418,871	1,481,802	1,483,825	1,661,536
MISCELLANEOUS/CONTINGENCY						
0892 EXPENDITURE RESERVE	705,685	637,670	1,875,063	474,396	131,373	131,373
MISCELLANEOUS/CONTINGENCY Total	705,685	637,670	1,875,063	474,396	131,373	131,373
TOTAL EXPENDITURES & OTHER FINANCING	12,408,025	12,967,938	14,805,758	14,417,097	14,492,640	17,260,169

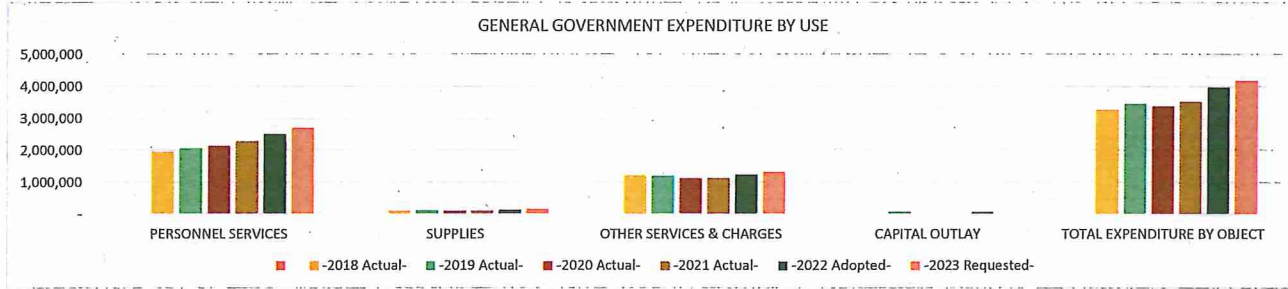


EXPENDITURE BY OBJECT RECAP ALL SUB-FUNCTIONS	-2018 Actual-	-2019 Actual-	-2020 Actual-	-2021 Actual-	-2022 Adopted-	-2023 Requested-
PERSONNEL SERVICES						
WAGES AND SALARIES						
6102 F.T. REGULAR-WAGES & SALARIES	5,118,209	5,513,787	5,908,446	6,275,314	6,858,133	7,613,528
6103 FULL TIME-REGULAR-OVERTIME	123,989	146,188	148,960	166,477	127,700	134,000
6104 PART TIME-WAGES & SALARIES	462,116	496,943	539,851	577,699	596,408	824,102
6105 TEMPORARY-WAGES & SALARIES	154,422	149,284	167,447	133,432	207,967	158,862
6106 OVERTIME-TEMPORARY	1,404	926	259	878	-	-
6107 OVERTIME-PART TIME	-	1,905	1,408	-	-	-
WAGES AND SALARIES	5,860,140	6,309,033	6,766,371	7,153,799	7,790,208	8,730,492
OTHER GROSS EARNINGS						
6108 SEVERANCE PAY	33,314	45,355	-	67,885	-	-
OTHER GROSS EARNINGS	33,314	45,355	-	67,885	-	-
EMPLOYER CONTRIBUTIONS						
6121 PERA CONTRIBUTIONS	607,458	678,558	754,905	807,600	874,133	952,877
6122 FICA/MEDICARE CONTRIBUTIONS	293,341	315,349	327,544	350,762	405,969	445,592
6123 ICMA RETIREMENT TRUST	2,000	2,000	2,000	2,000	2,000	-
6131 GROUP INSURANCE	594,449	683,256	764,786	848,602	889,527	1,019,746
6132 DISABILITY INSURANCE	1,284	1,313	1,313	1,313	1,300	1,313
6133 WORKERS COMP INSURANCE PREMIUM	178,892	205,620	242,334	239,505	298,100	434,910
EMPLOYER CONTRIBUTIONS	1,677,424	1,886,097	2,092,882	2,249,782	2,471,029	2,854,438
PERSONNEL SERVICES Total	7,570,878	8,240,485	8,859,253	9,471,467	10,261,237	11,584,930
SUPPLIES						
OFFICE SUPPLIES						
6203 DUPLICATING SUPPLY & COPY PAPER	3,596	2,174	4,725	2,174	4,500	5,000
6204 STATIONERY, ENVELOPES & FORMS	4,764	4,725	4,784	3,872	6,500	6,750
6205 DRAFTING SUPPLIES	-	-	-	-	-	-
6206 FILM, MICROFILM, TAPES, DISKS	1,150	1,983	837	568	1,900	1,600
6207 TRAINING SUPPLIES	1,951	2,565	3,609	3,154	3,550	12,700
6208 MISCELLANEOUS OFFICE SUPPLIES	15,723	12,357	9,440	8,460	13,300	12,375
OFFICE SUPPLIES	27,184	23,804	23,395	18,228	29,750	38,425
OPERATING SUPPLIES						
6221 CLEANING SUPPLIES	1,946	1,503	1,391	2,496	3,000	3,500
6223 GASOLINE	108,942	105,124	98,273	129,654	112,500	188,500
6225 DIESEL FUEL	44,225	57,591	39,882	42,031	54,000	71,900
6227 LUBRICANTS & ADDITIVES	4,011	6,247	4,486	7,580	5,600	6,200
6229 SHOP MATERIALS	4,008	2,537	4,149	5,781	4,700	4,800
6231 UNIFORMS & TURN-OUT GEAR	56,745	63,103	104,570	92,594	111,750	139,450
6233 BATTERIES	1,105	1,071	652	1,262	2,000	2,000
6235 AMMUNITION	7,135	9,386	15,970	1,700	12,000	12,000
6237 CRIME SCENE KIT MATERIALS	894	669	368	1,843	1,000	1,000
6239 FIRST AID SUPPLIES	17,964	2,560	12,345	5,922	10,300	10,500
6241 COMMUNITY POLICING SUPPLIES	4,880	7,750	10,310	9,190	9,000	10,000
6247 HAPPY DAYS SUPPLIES	11,750	12,000	-	7,000	7,000	12,000
6249 MISCELLANEOUS OPERATING SUPPLY	114,828	113,972	118,336	100,912	132,200	140,550
6246 MARKETING	1,391	1,210	-	1,051	3,000	3,000
OPERATING SUPPLIES	379,822	384,725	410,732	409,016	468,050	605,400
REPAIR AND MAINTENANCE SUPPLIES						
6251 BATTERIES	2,051	812	678	516	3,000	2,500
6253 BRAKES	2,281	2,342	3,421	3,466	3,000	3,500
6255 TIRES	6,427	7,271	7,458	10,708	8,000	9,000
6257 OTHER VEHICLE PARTS	99,426	98,407	122,447	77,127	114,000	118,700
6259 BUILDING MAINT/REPAIR SUPPLIES	3,852	14,227	4,028	20,639	42,500	49,500
6261 SAND & GRAVEL	2,355	4,726	2,907	-	4,000	4,400
6263 SALT	72,544	97,334	92,362	68,800	112,000	77,000
6265 ASPHALT	53,060	107,676	120,283	134,086	129,000	142,500
6266 SCBA-PARTS	2,292	4,843	4,679	4,055	6,000	20,000
6267 OTHER STREET MAINTENANCE SUPPL	4,279	7,353	4,798	5,303	5,800	13,100
6269 LANDSCAPE MATERIALS	28,460	24,972	18,304	12,623	32,500	27,500
6271 SIGN REPAIR MATERIALS	-	121	382	-	2,000	2,000
6275 OTHER EQUIPMENT PARTS	4,362	6,158	662	3,074	6,100	7,500
6268 IRRIGATION SUPPLIES	15,111	9,317	13,000	6,025	15,000	10,000
REPAIR AND MAINTENANCE SUPPLIES	296,500	385,559	395,411	346,421	482,900	487,200
SMALL TOOLS AND MINOR EQUIPMENT						
6282 EMERGENCY SUPPLIES - COVID	-	-	436,995	-	-	-
6281 SMALL TOOLS & MINOR EQUIPMENT	85,622	118,464	147,294	141,803	155,600	200,720
SMALL TOOLS AND MINOR EQUIPMENT	85,622	118,464	584,290	141,803	155,600	200,720
MERCHANDISE FOR RESALE						
6291 CULVERTS, SIGNS, STREET SUPPLY	-	505	50	-	200	200
MERCHANDISE FOR RESALE	-	505	50	-	200	200
SUPPLIES Total	789,128	913,056	1,413,878	915,468	1,136,500	1,331,945

OTHER SERVICES & CHARGES							
PROFESSIONAL SERVICES							
6302	AUDITING & ACCOUNTING SERVICES	34,235	36,580	36,455	42,501	39,000	43,800
6304	LEGAL FEES	120,873	151,343	123,305	124,320	125,000	125,000
6305	MEDICAL/PSYCHOLOGICAL FEES	9,391	6,425	-	-	-	-
6306	PERSONNEL TESTING & RECRUITMT	1,598	800	14,042	16,825	16,050	20,000
6315	MISCELLANEOUS PROFESSIONAL SER	435,732	422,044	392,060	289,515	258,500	290,000
PROFESSIONAL SERVICES		601,829	617,192	565,862	473,160	438,550	478,800
COMMUNICATION							
6321	TELEPHONE	18,190	17,842	15,787	15,624	16,900	15,000
6322	POSTAGE	18,564	17,517	16,852	19,170	22,355	23,800
6323	CELLULAR PHONES	34,945	33,701	35,590	39,113	47,150	50,520
6325	LONG DISTANCE CHARGES	-	-	-	-	-	-
COMMUNICATION		71,699	69,060	68,229	73,907	86,405	89,320
EMPLOYEE REIMBURSEMENTS							
6331	TRAVEL & LODGING	8,060	11,972	3,012	6,500	13,300	15,650
6334	MILEAGE REIMBURSEMENT	2	639	170	93	950	1,250
6335	TRAINING	76,282	91,174	71,345	95,871	107,750	122,945
EMPLOYEE REIMBURSEMENTS		84,344	103,785	74,528	102,463	122,000	139,845
ADVERTISING AND PUBLISHING							
6352	GENERAL NOTICE & PUBLIC INFOR	40,224	34,969	30,311	35,265	36,500	42,500
6353	ORDINANCE PUBLICATION	941	876	2,575	1,301	2,000	2,000
6354	HELP WANTED ADVERTISEMENTS	3,850	2,305	1,905	3,276	2,500	3,500
ADVERTISING AND PUBLISHING		45,015	38,150	34,790	39,841	41,000	48,000
INSURANCE							
6361	GENERAL LIABILITY/PROPERTY INS	127,215	145,692	154,021	154,910	189,510	200,660
INSURANCE		127,215	145,692	154,021	154,910	189,510	200,660
UTILITIES							
6371	ELECTRIC UTILITIES	161,824	153,221	158,084	170,313	193,200	198,200
6372	WATER/IRRIGATION	19,775	15,205	22,127	24,446	23,000	27,200
6373	GAS	44,072	45,139	33,540	51,899	66,000	80,000
6374	REFUSE/RECYCLING	12,728	12,945	12,803	15,322	13,400	11,450
UTILITIES		238,398	226,511	226,554	261,980	295,600	316,850
REPAIRS AND MAINTENANCE - LABOR							
6381	BUILDING & STRUCTURE REPAIR	33,741	19,827	27,600	23,340	28,200	35,200
6382	MACHINERY & EQUIPMENT REPAIR	43,700	33,424	28,075	34,588	50,500	50,500
6383	OFFICE EQUIPMENT REPAIR	-	-	-	-	-	-
6386	BRAKE REPAIR	-	-	-	-	-	-
6387	TIRE MOUNTING & BALANCING	278	160	300	255	400	400
6388	OTHER VEHICLE REPAIR	71,178	102,635	72,106	73,784	78,500	89,500
6389	TOWING SERVICES	3,224	1,623	2,037	240	3,000	3,500
REPAIRS AND MAINTENANCE - LABOR		152,122	157,669	130,118	132,207	160,600	179,100
REPAIRS AND MAINTENANCE - CONTRACTS							
6404	MACHINERY & EQUIPMENT	1,221	1,332	1,332	1,221	1,500	-
6405	OFFICE & DATA PROCESSING EQUIP	336,747	344,102	366,660	415,748	379,328	439,497
REPAIRS AND MAINTENANCE - CONTRACTS		337,968	345,433	367,991	416,968	380,828	439,497
RENTALS							
6413	OFFICE EQUIPMENT RENTAL	5,966	4,837	5,995	5,265	6,000	6,000
6415	OTHER EQUIPMENT RENTAL	93,483	119,147	36,671	46,406	54,125	56,125
6416	MACHINERY RENTAL	-	275	-	-	300	300
6417	UNIFORM RENTAL	1,530	1,948	1,710	1,841	800	800
RENTALS		100,979	126,208	44,376	53,512	61,225	63,225
DUES, SUBSCRIPTIONS, AND REGISTRATION FEES							
6451	MEMBERSHIP DUES	56,703	58,318	48,325	44,801	49,812	50,725
6452	SUBSCRIPTIONS	799	2,238	1,321	1,216	1,900	1,900
DUES, SUBSCRIPTIONS, AND REGISTRATION FEES		57,502	60,556	49,647	46,017	51,712	52,625
BOOKS AND PAMPHLETS							
6471	BOOKS & PAMPHLETS	3,055	862	2,331	1,132	3,300	3,800
BOOKS AND PAMPHLETS		3,055	862	2,331	1,132	3,300	3,800
CONTRACTED SERVICES							
6488	STREET MAINTENANCE CONTRACT	467,265	237,483	500,000	462,784	200,000	575,000
6489	OTHER CONTRACTED SERVICES	345,273	373,918	408,019	359,004	369,000	371,000
CONTRACTED SERVICES		812,538	611,401	908,019	821,788	569,000	946,000
OTHER SERVICES & CHARGES Total		2,632,664	2,502,520	2,626,465	2,577,885	2,399,730	2,957,722
CAPITAL OUTLAY							
CAPITAL OUTLAY							
6520	BUILDINGS	-	-	-	-	-	-
6540	HEAVY MACHINERY	220,423	185,980	42,861	116,891	265,800	270,950
6550	MOTOR VEHICLES	98,487	145,289	351,094	477,246	109,000	701,578
6580	OTHER EQUIPMENT	247,045	136,289	48,692	383,672	184,000	306,671
6585	COMPUTER HARDWARE/SOFTWARE	-	81,526	24,423	-	30,000	-
CAPITAL OUTLAY		565,955	549,084	467,070	977,809	588,800	1,279,199
CAPITAL OUTLAY Total		565,955	549,084	467,070	977,809	588,800	1,279,199
TRANSFERS OUT							
OPERATING TRANSFERS							
6820	OPERATING TRANSFERS TO OTHER F	643,832	575,817	1,376,215	409,801	106,373	106,373

OPERATING TRANSFERS	643,832	575,817	1,376,215	409,801	106,373	106,373
TRANSFERS OUT Total	643,832	575,817	1,376,215	409,801	106,373	106,373
DEBT SERVICE						
DEBT SERVICE						
6603 OTHER L.T. OBLIGATION PRINCIPA	61,853	61,853	61,853	61,853	-	-
DEBT SERVICE	61,853	61,853	61,853	61,853	-	-
DEBT SERVICE Total	61,853	61,853	61,853	61,853	-	-
TOTAL EXPENDITURES & OTHER FINANCING	12,264,311	12,842,815	14,804,733	14,414,283	14,492,640	17,260,169

EXPENDITURE BY OBJECT SUMMARY	-2018 Actual-	-2019 Actual-	-2020 Actual-	-2021 Actual-	-2022 Adopted-	-2023 Requested-
PERSONNEL SERVICES	1,952,471	2,064,540	2,140,494	2,289,527	2,520,685	2,705,448
SUPPLIES	115,396	120,179	98,236	112,476	148,400	166,295
OTHER SERVICES & CHARGES	1,212,768	1,201,658	1,127,282	1,138,745	1,243,956	1,324,901
CAPITAL OUTLAY	-	81,526	24,423	-	75,000	-
TOTAL EXPENDITURE BY OBJECT	3,280,635	3,467,904	3,390,435	3,540,747	3,988,041	4,196,644



LINE ITEM DETAIL BY COST CENTER OR SUB-FUNCTION

GENERAL GOVERNMENT

111-195

EXPENDITURE BY OBJECT RECAP ALL SUB-FUNCTIONS		-2018 Actual-	-2019 Actual-	-2020 Actual-	-2021 Actual-	-2022 Adopted-	-2023 Requested-
PERSONNEL SERVICES							
WAGES AND SALARIES							
6102	F.T. REGULAR-WAGES & SALARIES	1,362,167	1,432,355	1,520,613	1,599,305	1,788,541	1,923,768
6103	FULL TIME-REGULAR-OVERTIME	5,289	2,645	4,762	2,051	1,700	-
6104	PART TIME-WAGES & SALARIES	110,163	154,597	120,512	124,988	144,468	161,400
6105	TEMPORARY-WAGES & SALARIES	55,266	31,496	37,425	20,245	39,000	3,500
6107	OVERTIME-PART TIME	-	1,905	1,408	-	-	-
TOTAL WAGES AND SALARIES		1,532,885	1,622,998	1,684,720	1,746,589	1,973,709	2,088,668
OTHER GROSS EARNINGS							
6108	SEVERANCE PAY	22,741	14,464	-	63,330	-	-
TOTAL OTHER GROSS EARNINGS		22,741	14,464	-	63,330	-	-
EMPLOYER CONTRIBUTIONS							
6121	PERA CONTRIBUTIONS	105,289	112,726	117,717	124,209	139,772	151,514
6122	FICA/MEDICARE CONTRIBUTIONS	110,784	117,515	119,590	128,509	155,167	168,088
6123	ICMA RETIREMENT TRUST	2,000	2,000	2,000	2,000	2,000	-
6131	GROUP INSURANCE	165,274	178,168	197,561	209,243	223,919	263,827
6133	WORKERS COMP INSURANCE PREMIUM	13,499	16,670	18,906	15,646	26,118	33,351
TOTAL EMPLOYER CONTRIBUTIONS		396,845	427,079	455,775	479,607	546,976	616,780
Total PERSONNEL SERVICES		1,952,471	2,064,540	2,140,494	2,289,527	2,520,685	2,705,448
SUPPLIES							
OFFICE SUPPLIES							
6203	DUPLICATING SUPPLY & COPY PAPER	3,596	2,174	4,725	2,174	4,500	5,000
6204	STATIONERY, ENVELOPES & FORMS	2,870	1,472	1,242	1,579	3,400	3,600
6206	FILM, MICROFILM, TAPES, DISKS	-	-	-	-	-	-
6208	MISCELLANEOUS OFFICE SUPPLIES	10,084	4,052	5,918	4,711	6,650	6,675
TOTAL OFFICE SUPPLIES		16,550	7,698	11,886	8,464	14,550	15,275
OPERATING SUPPLIES							
6221	CLEANING SUPPLIES	1,946	1,503	1,391	2,496	3,000	3,500
6223	GASOLINE	3,111	2,466	1,543	2,455	3,500	4,000
6225	DIESEL FUEL	978	793	758	451	1,000	1,500
6231	UNIFORMS & TURN-OUT GEAR	2,278	1,605	2,269	1,575	2,000	2,000
6247	HAPPY DAYS SUPPLIES	11,750	12,000	-	7,000	7,000	12,000
6249	MISCELLANEOUS OPERATING SUPPLY	42,942	32,969	35,036	35,526	42,850	42,800
6246	MARKETING	1,391	1,210	-	1,051	3,000	3,000
TOTAL OPERATING SUPPLIES		64,396	52,547	40,997	50,554	62,350	68,800
REPAIR AND MAINTENANCE SUPPLIES							
6257	OTHER VEHICLE PARTS	1,168	4,101	623	280	1,500	1,500
6259	BUILDING MAINT/REPAIR SUPPLIES	3,067	4,001	1,994	4,036	7,000	7,000
TOTAL REPAIR AND MAINTENANCE SUPPLIES		4,236	8,103	2,617	4,316	8,500	8,500
SMALL TOOLS AND MINOR EQUIPMENT							
6281	SMALL TOOLS & MINOR EQUIPMENT	30,214	51,832	42,736	49,142	63,000	73,720
TOTAL SMALL TOOLS AND MINOR EQUIPMENT		30,214	51,832	42,736	49,142	63,000	73,720
Total SUPPLIES		115,396	120,179	98,236	112,476	148,400	166,295
OTHER SERVICES & CHARGES							
PROFESSIONAL SERVICES							
6302	AUDITING & ACCOUNTING SERVICES	30,485	32,680	32,405	38,260	35,000	39,500
6304	LEGAL FEES	120,873	151,343	123,305	124,320	125,000	125,000
6305	MEDICAL/PSYCHOLOGICAL FEES	9,391	6,425	-	-	-	-
6306	PERSONNEL TESTING & RECRUITMT	1,598	800	14,042	16,825	16,050	20,000
6315	MISCELLANEOUS PROFESSIONAL SER	198,252	148,577	110,803	60,556	65,000	85,000
TOTAL PROFESSIONAL SERVICES		360,599	339,824	280,554	239,961	241,050	269,500
COMMUNICATION							
6321	TELEPHONE	10,829	10,261	8,838	9,368	16,900	15,000
6322	POSTAGE	15,031	13,119	14,202	14,529	16,605	17,050
6323	CELLULAR PHONES	6,878	5,136	4,554	5,743	47,150	50,520
6325	LONG DISTANCE CHARGES	-	-	-	-	-	-
TOTAL COMMUNICATION		32,738	28,515	27,594	29,640	80,655	82,570

EMPLOYEE REIMBURSEMENTS							
6331	TRAVEL & LODGING	2,700	7,938	155	804	6,000	6,500
6334	MILEAGE REIMBURSEMENT	2	111	-	-	200	500
6335	TRAINING	12,514	19,771	7,611	16,580	23,000	29,300
TOTAL EMPLOYEE REIMBURSEMENTS		15,215	27,820	7,765	17,385	29,200	36,300
ADVERTISING AND PUBLISHING							
6352	GENERAL NOTICE & PUBLIC INFOR	40,224	34,969	30,311	35,265	36,500	42,500
6353	ORDINANCE PUBLICATION	941	876	2,575	1,301	2,000	2,000
6354	HELP WANTED ADVERTISEMENTS	3,850	2,305	1,905	3,276	2,500	3,500
TOTAL ADVERTISING AND PUBLISHING		45,015	38,150	34,790	39,841	41,000	48,000
INSURANCE							
6361	GENERAL LIABILITY/PROPERTY INS	29,491	33,983	34,162	35,616	44,660	45,460
TOTAL INSURANCE		29,491	33,983	34,162	35,616	44,660	45,460
UTILITIES							
6371	ELECTRIC UTILITIES	98,140	90,508	94,612	99,184	100,000	112,000
6372	WATER/IRRIGATION	3,044	2,057	2,853	2,412	4,000	3,200
6373	GAS	28,789	29,313	20,395	30,273	30,000	42,000
6374	REFUSE/RECYCLING	3,882	4,790	5,230	4,852	5,300	5,650
TOTAL UTILITIES		133,854	126,668	123,090	136,723	139,300	162,850
REPAIRS AND MAINTENANCE - LABOR							
6381	BUILDING & STRUCTURE REPAIR	12,463	7,641	9,855	7,747	15,000	22,000
6382	MACHINERY & EQUIPMENT REPAIR	12,587	11,461	12,554	13,193	22,000	22,000
6388	OTHER VEHICLE REPAIR	1,771	1,845	343	2,043	1,500	1,500
TOTAL REPAIRS AND MAINTENANCE - LABOR		26,821	20,947	22,752	22,982	38,500	45,500
REPAIRS AND MAINTENANCE - CONTRACTS							
6405	OFFICE & DATA PROCESSING EQUIP	295,378	302,488	314,997	366,110	339,794	358,971
TOTAL REPAIRS AND MAINTENANCE - CONTRACTS		295,378	302,488	314,997	366,110	339,794	358,971
RENTALS							
6415	OTHER EQUIPMENT RENTAL	-	-	-	-	-	-
TOTAL RENTALS		-	-	-	-	-	-
DUES, SUBSCRIPTIONS, AND REGISTRATION FEES							
6451	MEMBERSHIP DUES	49,518	51,387	39,559	38,598	38,897	39,850
6452	SUBSCRIPTIONS	799	1,551	1,280	589	1,900	1,900
TOTAL DUES, SUBSCRIPTIONS, AND REGISTRATION FEES		50,317	52,938	40,840	39,187	40,797	41,750
BOOKS AND PAMPHLETS							
6471	BOOKS & PAMPHLETS	-	155	-	-	-	-
TOTAL BOOKS AND PAMPHLETS		-	155	-	-	-	-
CONTRACTED SERVICES							
6489	OTHER CONTRACTED SERVICES	223,340	230,169	240,738	211,300	249,000	234,000
TOTAL CONTRACTED SERVICES		223,340	230,169	240,738	211,300	249,000	234,000
Total OTHER SERVICES & CHARGES		1,212,768	1,201,658	1,127,282	1,138,745	1,243,956	1,324,901
CAPITAL OUTLAY							
CAPITAL OUTLAY							
6520	BUILDINGS	-	-	-	-	-	-
6550	MOTOR VEHICLES	-	-	-	-	45,000	-
6580	OTHER EQUIPMENT	-	-	-	-	-	-
6585	COMPUTER HARDWARE/SOFTWARE	-	81,526	24,423	-	30,000	-
TOTAL CAPITAL OUTLAY		-	81,526	24,423	-	75,000	-
Total CAPITAL OUTLAY		-	81,526	24,423	-	75,000	-
TOTAL EXPENDITURES & OTHER FINANCING		3,280,635	3,467,904	3,390,435	3,540,747	3,988,041	4,196,644

3540820

FUND GENERAL

DEPARTMENT: MAYOR AND COUNCIL

FUNCTION: GENERAL GOVERNMENT

BUDGET SUMMARY:

Business Unit	Object Account	Description	2018 Actual	2019 Actual	2020 Actual	2021 Actual	2022 Adopted Budget	2023 Requested Budget
0111	6104	PART TIME-WAGES & SALARIES	31,412	36,932	33,605	40,350	38,000	40,400
0111	6121	PERA CONTRIBUTIONS	600	775	1,002	1,300	1,000	1,300
0111	6122	FICA/MEDICARE CONTRIBUTIONS	2,403	2,838	2,571	3,093	2,907	2,907
0111	6131	GROUP INSURANCE	3,171	3,648	7,895			
0111	6133	WORKERS COMP INSURANCE PREMIUM	98	130	148	242	224	250
0111	6247	HAPPY DAYS	11,750	12,000	-	7,000	7,000	12,000
0111	6249	MISCELLANEOUS OPERATING SUPPLY	12,698	11,485	6,530	13,684	13,000	14,000
0111	6315	MISCELLANEOUS PROFESSIONAL SER	16,740	-	15,170		-	15,000
0111	6322	POSTAGE	-	-	-	-	-	-
0111	6331	TRAVEL & LODGING	1,331	2,268	136	-	1,000	1,000
0111	6335	TRAINING	56	753	903	175	1,000	1,000
0111	6361	GENERAL LIABILITY/PROPERTY INS	1,148	1,177	1,070	1,011	1,350	1,350
0111	6451	MEMBERSHIP DUES	44,482	46,963	35,504	33,708	33,097	34,000
Total Expenditure			125,890	118,969	104,534	100,563	98,578	123,207

PERSONNEL COMPLEMENT

Mayor	1.00	1.00	1.00	1.00	1.00	1.00
Council	6.00	6.00	6.00	6.00	6.00	6.00
Mayor and Council Total	7.00	7.00	7.00	7.00	7.00	7.00

6249 Miscellaneous Operating Supplies

Mayor's Prayer Breakfast	400	400	-	270	400	400
Meals for Council Work sessions	3,491	2,861	3,435	3,364	4,000	4,000
Employee Recognition Event	2,439	3,153	2,193	-	2,750	2,750
Tree Lighting	750	1,400	-	8,932	750	750
Gala/Fundraising Events	2,000	1,340	-	225	2,000	2,000
Miscellaneous	3,618	2,331	902	893	3,100	4,100
	12,698	11,485	6,530	13,684	13,000	14,000

6315 Miscellaneous Professional Services

Citizen Survey	16,740		15,170			15,000
	16,740	-	15,170	-	-	15,000

6451 Dues

Anoka County Mediation Services	2,883	2,882	-	-		
Mississippi River Cities & Towns Initiatives (MRCTI)	3,000	-	-	-		
North Metro Mayors Association	12,008	12,008	11,768	11,533	11,417	11,575
North Metro Chamber (EDA)	370	660	-	-		
Mississippi/Champlin Streamgagge Agreement			620	620	350	350
Anoka Area Chamber of Commerce (EDA)	410	410	410	-		
Association of Metro Municipalities	4,155	8,429	-	-		
League of Minnesota Cities	19,765	20,627	20,723	21,525	21,300	22,046
MN Mayors Assoc	30	30	30	30	30	30
Metro Cities			-	-		
National League of Cities	1,861	1,917	1,953	-		
	44,482	46,963	35,504	33,708	33,097	34,000

DESCRIPTION OF SERVICES:

The Mayor and Council budget provides for legislative and policy making activities of the city on behalf of the citizens of Ramsey. They provide for the planning and control of all financial activities including approving the tax levy, rates and charges, and approval of expenditures.

BUDGET HIGHLIGHTS

- Citizen Survey - Biannual Survey not completed in 2022 - \$15,000
- Happy Days Funding Increase: \$5,000
- 1-3 new members on Council

GOALS OF CURRENT YEAR BUDGET:

- Establish and implement a Strategic Action Plan
- Establish legislative priorities for the City
- Maintain a stable tax levy rate
- Advocate for Highway 10 Improvements at the State and Federal Level

Performance Measurements:

	2018 Actual	2019 Actual	2020 Actual	2021 Actual	2022 Estimate	2023 Projected
Tax Levy Rate	41.73%	40.35%	39.59%	39.25%	42.24%	TBD

FUND GENERAL

DEPARTMENT: COMMISSIONS
 FUNCTION: GENERAL GOVERNMENT

Business Unit	Object Account	Description	2018 Actual	2019 Actual	2020 Actual	2021 Actual	2022 Adopted Budget	2023 Requested Budget
0114	6105	TEMPORARY-WAGES & SALARIES	3,785	3,335	2,940	3,360	4,000	3,500
0114	6122	FICA/MEDICARE CONTRIBUTIONS	300	255	225	257	383	268
0114	6133	WORKERS COMP INSURANCE PREMIUM	18	16	15	12	43	25
0114	6322	POSTAGE	-	-	-	-	-	-
0114	6361	GENERAL LIABILITY/PROPERTY INS	38	36	33	36	60	60
Total Expenditure			4,141	3,642	3,213	3,666	4,486	3,853

PERSONNEL COMPLEMENT

Charter Commission Members	9.00	9.00	9.00	9.00	9.00	9.00
Planning Commission Members	7.00	7.00	7.00	7.00	7.00	7.00
Commission Total	16.00	16.00	16.00	16.00	16.00	16.00

DESCRIPTION OF SERVICES:

The Commissions budget provides council-appointed committee members tasked to review and provide feedback on city plans, initiatives, and policies. Commissions include: Charter Commission, Economic Development Authority Commission, Environmental Policy Board Commission, Parks and Recreation Commission, and Planning Commission.

BUDGET HIGHLIGHTS

- No Major Changes

GOALS OF CURRENT YEAR BUDGET:

- Assist the City Council in the implementation of the City's 3-Year Strategic Action Plan
- Implement individual commissions' work plans and missions
- Implement and manage individual commissions' budgets

Performance Measurements:

	2018 Actual	2019 Actual	2020 Actual	2021 Projected	2022 Projected	2023 Projected
# of Meetings: Charter Commission	1	2	1	2	2	2
# of Meetings: Economic Development Authority Commission	12	10	12	12	12	12
# of Meetings: Environmental Policy Board Commission	10	10	10	11	11	11
# of Meetings: Parks and Recreation Commission	9	11	11	10	10	10
# of Meetings: Planning Commission	16	13	15	17	17	17
# of Meetings: City Council Regular Session	23	23	23	23	23	23
# of Meetings: City Council Work Session	26	31	26	25	25	25
# of Meetings: Public Works Committee	10	9	10	8	8	8

FUND GENERAL

DEPARTMENT: ADMINISTRATION
 FUNCTION: GENERAL GOVERNMENT

Business Unit	Object Account	Description	2018 Actual	2019 Actual	2020 Actual	2021 Actual	2022 Adopted Budget	2023 Requested Budget
0130	6102	F.T. REGULAR-WAGES & SALARIES	512,646	497,636	524,501	554,618	573,934	649,108
0130	6103	FULL TIME-REGULAR-OVERTIME	1,116	261	1,315			
0130	6104	PART TIME-WAGES & SALARIES	30,124	36,677	580		14,770	24,553
0130	6105	TEMPORARY-WAGES & SALARIES	8,653	9,685	-	9,394	-	
0130	6108	SEVERANCE PAY	22,741	14,464				
0130	6121	PERA CONTRIBUTIONS	37,440	36,244	38,391	40,765	44,603	50,525
0130	6122	FICA/MEDICARE CONTRIBUTIONS	40,475	38,717	37,053	40,080	49,651	56,154
0130	6123	ICMA RETIREMENT TRUST	2,000	2,000	2,000	2,000	2,000	-
0130	6131	GROUP INSURANCE	62,195	58,925	73,945	80,105	74,982	81,197
0130	6133	WORKERS COMP INSURANCE PREMIUM	3,144	3,007	3,210	2,447	4,928	5,941
0130	6203	DUPLICATING SUPPLY & COPY PAPE	3,596	2,174	4,725	2,174	4,500	5,000
0130	6204	STATIONERY, ENVELOPES & FORMS	2,240	1,039	870	738	2,800	3,000
0130	6208	MISCELLANEOUS OFFICE SUPPLIES	8,934	3,046	3,455	2,570	5,000	5,000
0130	6246	MARKETING	1,391	1,210	-	1,051	3,000	3,000
0130	6249	MISCELLANEOUS OPERATING SUPPLY	6,115	4,305	6,527	2,707	6,500	6,500
0130	6305	MEDICAL/PSYCHOLOGICAL FEES	9,391	6,425	-	-	-	-
0130	6306	PERSONNEL TESTING	1,598	800	14,042	16,825	16,050	20,000
0130	6315	MISCELLANEOUS PROFESSIONAL SER	66,292	44,262	52,159	57,453	55,000	60,000
0130	6321	TELEPHONE	1,518	1,006	1,044	1,082	-	-
0130	6322	POSTAGE	391	356	424	385	1,000	1,000
0130	6323	CELLULAR PHONES	2,566	1,397	883	933	-	-
0130	6331	TRAVEL & LODGING	975	4,409	-	804	3,500	4,000
0130	6334	MILEAGE REIMBURSEMENT	-	111	-	-	200	-
0130	6335	TRAINING	9,877	14,233	4,787	11,598	15,000	20,000
0130	6352	GENERAL NOTICE & PUBLIC INFOR	495	285	570	188	1,000	1,000
0130	6353	ORDINANCE PUBLICATION	941	876	2,575	1,301	2,000	2,000
0130	6354	HELP WANTED ADVERTISEMENTS	3,850	2,305	1,905	3,276	2,500	3,500
0130	6361	GENERAL LIABILITY/PROPERTY INS	7,876	8,008	8,108	8,410	10,000	10,000
0130	6405	OFFICE & DATA PROCESSING EQUIP	9,792	14,129	9,462	9,130	5,153	4,400
0130	6451	MEMBERSHIP DUES	3,053	3,247	2,418	2,109	3,000	3,000
0130	6452	SUBSCRIPTIONS	343	764	421	589	900	900
0130	6489	OTHER CONTRACTED SERVICES	-	-	-	-	-	-
Total Expenditure			861,767	812,003	795,368	852,730	901,971	1,019,778

PERSONNEL COMPLEMENT

City Administrator	1.00	1.00	1.00	1.00	1.00	1.00
Assistant City Administrator/Econ Dev Dir	1.00	-	-	-	-	-
Human Resources Manager	1.00	-	-	-	-	-
Director of Administrative Services	-	1.00	1.00	1.00	1.00	1.00
City Clerk	0.50	0.50	-	-	1.00	0.80
Deputy City Clerk	-	-	-	1.00	-	-
HR Generalist	-	-	1.00	1.00	1.00	1.00
HR Specialist	-	-	-	-	1.00	1.00
Administrative Clerks	1.00	1.00	1.00	1.00	1.00	1.00
Mgmt Intern	0.50	0.50	0.50	0.50	-	-
Administrative Assistant	1.50	1.73	1.00	-	-	-
Public Information & Events Specialist	1.00	1.00	1.00	1.00	-	-
Communications Coordinator	-	-	-	-	1.00	1.00
Receptionist	1.00	1.00	1.00	1.00	1.50	1.50
Administration Total	8.50	7.73	7.50	7.50	8.50	8.30

6249 Miscellaneous Operating Supplies

Employee Recognition	2,810	1,813	1,703	1,713	2,900	2,900
Expenses for staff workshops and other misc. operating supplies.	3,305	2,492	4,824	994	3,600	3,600
	6,115	4,305	6,527	2,707	6,500	6,500

6315 Miscellaneous Professional Services

Insurance Agent of Record Annual Fee	6,400	7,000	7,000	7,000	7,000	7,000
Excess Liability Insurance Coverage -\$1M for total of \$3M	22,848	-	-	-	-	-
Flex Spending(admin & deposit)	4,248	4,248	4,301	5,436	4,800	5,500
Employee Assistance Program-Cobra/HSA/Group Health	1,300	1,300	4,211	3,468	2,800	3,500
City Code Codification	3,609	1,677	2,016	8,266	3,000	8,000
Miscellaneous department charges-WC Deduction	4,324	5,417	6,070	5,193	7,900	10,000
Recruiting Software	3,000	3,000	3,440	3,681	4,000	4,000
Health admin/enrollment	2,900	2,900	4,320	-	3,500	-
Minute Taking	17,663	18,720	20,801	24,410	22,000	22,000
	66,292	44,262	52,159	57,453	55,000	60,000

6451 Dues

IPMA - National		150	156	-	150	-
ICMA	1,152	1,200	1,300	1,259	1,200	1,375
MCCMA	168	168	338	188	375	350
MAMA	45	45	-	-	45	45
Miscellaneous	1,088	1,084	474	524	1,230	1,230
HR organizations-misc				138		
Rotary	600	600	150	-	-	-
	3,053	3,247	2,418	2,109	3,000	3,000

DESCRIPTION OF SERVICES:

The Administration Department is generally responsible for the execution of city policy/ strategic plan as adopted by the City Council, prepares and maintains official records, provides for the licensing of local businesses and activities as required by state law or city ordinance, provides Human Resource services, and generally oversees the coordination of events and communications for the City.

BUDGET HIGHLIGHTS

- Part-Time Receptionist Full Year funding- 2022 Budget starting date of May 16, 2022
- HR Specialist not budgetd in 2022 but added as full-time position in 2022 \$81,044 (2023 Expense)
- Deputy City Clerk Promoted to City Clerk - From 40 hours to 32 hours so budget neutral
- Public Info & Event Specialist Reclassed to Communications Coordinator

GOALS OF CURRENT YEAR BUDGET:

- Oversee implementation of the Council Strategic Action Plan and Legislative Priorities
- Optimize use of non-city funding through joint projects, grants, and partnerships

FUND GENERAL

DEPARTMENT: ELECTIONS

FUNCTION: GENERAL GOVERNMENT

Business Unit	Object Account	Description	2018 Actual	2019 Actual	2020 Actual	2021 Actual	2022 Adopted Budget	2023 Requested Budget
0141	6102	F.T. REGULAR-WAGES & SALARIES	7,550	1,716	5,842	388	6,000	-
0141	6103	FULL TIME-REGULAR-OVERTIME	2,189	1,309	1,583		1,700	-
0141	6104	PART TIME-WAGES & SALARIES	1,615	392	1,562	128		-
0141	6105	TEMPORARY-WAGES & SALARIES	34,516	9,264	34,485	1,583	35,000	-
0141	6121	PERA CONTRIBUTIONS	730	256	671	39	578	-
0141	6122	FICA/MEDICARE CONTRIBUTIONS	843	246	677	36	590	-
0141	6133	WORKERS COMP INSURANCE PREMIUM	213	57	212	7	400	-
0141	6208	MISCELLANEOUS OFFICE SUPPLIES	176	-	-	-	-	-
0141	6249	MISCELLANEOUS OPERATING SUPPLY	5,371	1,184	2,602	-	2,600	500
0141	6281	SMALL TOOLS & MINOR EQUIPMENT	5,949	7,425	5,476	5,524	8,000	6,000
0141	6322	POSTAGE	60	36	105	3	105	50
0141	6361	GENERAL LIABILITY/PROPERTY INS	547	219	550	77	550	100
0141	6451	MEMBERSHIP DUES	200	-	-	-	-	-
0141	6580	OTHER EQUIPMENT	-	-	-	-	-	-
Total Expenditure			59,959	22,103	53,763	7,784	55,523	6,650

DESCRIPTION OF SERVICES:
 The Elections budget provides funds needed to conduct the national, state, and local elections in accordance with statutory requirements.

- BUDGET HIGHLIGHTS**
- Non-Election year.
 -

Performance Measurements:

	2014	2016	2018	2020	2022	2024
Number of Votes	9097	16927	11764	16483	TBD	
Number of Voters registered Election Day	15130	17280	15890	17428	TBD	
Percent (votes/registered)	60.13%	97.96%	74.03%	94.58%	#VALUE!	#DIV/0!
Number of Wards	4	4	4	4	4	4
Number of Precincts	8	8	8	8	9	9

FUND GENERAL

DEPARTMENT: FINANCE
 FUNCTION: GENERAL GOVERNMENT

Business Unit	Object Account	Description	2018 Actual	2019 Actual	2020 Actual	2021 Actual	2022 Adopted Budget	2023 Requested Budget
0153	6102	F.T. REGULAR-WAGES & SALARIES	246,595	256,779	265,330	276,264	270,855	260,839
0153	6108	SEVERANCE PAY	-	-	-	11,013	-	-
0153	6121	PERA CONTRIBUTIONS	18,175	18,954	19,489	20,428	20,314	19,563
0153	6122	FICA/MEDICARE CONTRIBUTIONS	17,834	18,222	19,025	20,511	21,266	20,957
0153	6131	GROUP INSURANCE	26,524	28,896	27,432	26,242	19,151	25,801
0153	6133	WORKERS COMP INSURANCE PREMIUM	660	1,395	1,568	1,190	2,249	2,400
0153	6204	STATIONERY, ENVELOPES & FORMS	630	433	372	841	600	600
0153	6208	MISCELLANEOUS OFFICE SUPPLIES	112	390	1,861	264	400	400
0153	6302	AUDITING & ACCOUNTING SERVICES	30,485	32,680	32,405	38,260	35,000	39,500
0153	6321	TELEPHONE	343	447	464	443	-	-
0153	6322	POSTAGE	1,910	1,689	1,574	1,571	2,000	2,000
0153	6335	TRAINING	-	225	1,739	3,002	3,500	2,000
0153	6352	GENERAL NOTICE & PUBLIC INFOR	527	263	296	409	500	500
0153	6361	GENERAL LIABILITY/PROPERTY INS	3,200	3,637	3,874	4,052	4,300	4,500
0153	6451	MEMBERSHIP DUES	659	544	623	777	800	850
0153	6489	OTHER CONTRACTED SERVICES	2,877	3,035	3,114	3,450	4,000	7,000
Total Expenditure			350,532	367,590	379,167	408,717	384,935	386,910

PERSONNEL COMPLEMENT

Finance Director	1.00	1.00	1.00	1.00	1.00	1.00	1.00
Asst. Finance Director	1.00	1.00	1.00	1.00	1.00	1.00	1.00
Accountant I	1.00	-	-	-	-	-	1.00
Accountant II	-	1.00	1.00	-	-	-	-
Accountant III	-	-	-	1.00	1.00	-	-
Accounting Clerk	1.00	-	-	-	1.00	1.00	1.00
Sr. Accounting Clerk	-	1.00	1.00	1.00	-	-	-
Finance Total	4.00	4.00	4.00	4.00	4.00	4.00	4.00

DESCRIPTION OF SERVICES:

The Finance Department is responsible for financial reporting and budgeting, assessments, cash receipts, accounts receivable, accounts payable, payroll processing, debt service management and investment of all city funds.

BUDGET HIGHLIGHTS

- Single Audit due to ARPA Funds \$4,000
-

GOALS OF CURRENT YEAR BUDGET:

- Continued long-term financial planning (5-Year Budget & 10-Year CIP)
- Continued CAFR award recognition
- Ensure compliance with state and federal laws

Performance Measurements:

	2018 Actual	2019 Actual	2020 Actual	2021 Actual	2022 Projected	2023 Projected
Average Rate of Return	1.53%	2.18%	2.00%	1.53%	0.50%	2.00%
Bond Rating	AA+	AA+	AA+	AA+	AA+	AA+

FUND GENERAL

DEPARTMENT: ASSESSING
 FUNCTION: GENERAL GOVERNMENT

Business Unit	Object Account	Description	2018 Actual	2019 Actual	2020 Actual	2021 Actual	2022 Adopted Budget	2023 Requested Budget
0155	6489	OTHER CONTRACTED SERVICES	140,246	143,667	147,722	120,463	150,000	130,000
Total Expenditure			140,246	143,667	147,722	120,463	150,000	130,000

DESCRIPTION OF SERVICES:
 The Assessing budget provides contractual assessing services provided by Anoka County.

BUDGET HIGHLIGHTS

- County implemented more efficient appraisal software

GOALS OF CURRENT YEAR BUDGET:
 Increase number of in-person assessment appraisals to better reflect market values

Performance Measurements:						
	2018 Actual	2019 Actual	2020 Actual	2021 Projected	2022 Projected	2023 Projected
Number of Assessed Parcels - Residential Properties	8,717	8,848	8,993	9,128	9,347	9,487
Number of Assessed Parcels - Commercial Properties	378	384	383	389	402	408

FUND GENERAL

DEPARTMENT: LEGAL

FUNCTION: GENERAL GOVERNMENT

Business Unit	Object Account	Description	2018 Actual	2019 Actual	2020 Actual	2021 Actual	2022 Adopted Budget	2023 Requested Budget
0161	6304	LEGAL FEES	120,873	151,343	123,305	124,320	125,000	125,000
0161	6361	GENERAL LIABILITY/PROPERTY INS	1,092	1,479	1,229	1,157	1,600	1,600
Total Expenditure			121,965	152,821	124,533	125,477	126,600	126,600

DESCRIPTION OF SERVICES:
 The Legal budget provides for legal counsel to the City Council and city staff, reviews ordinances, resolutions, contracts and other legal documents. The budget also provides for prosecution services. The City's prosecution services are provided by Eckberg, Lammers Attorneys at Law and other legal services are provided by Ratwik, Roszak & Maloney, P.A.

BUDGET HIGHLIGHTS

- No Major Changes

GOALS OF CURRENT YEAR BUDGET:
 Ensure city compliance with all laws

FUND GENERAL

DEPARTMENT: PLANNING AND ZONING
 FUNCTION: GENERAL GOVERNMENT

Business Unit	Object Account	Description	2018 Actual	2019 Actual	2020 Actual	2021 Actual	2022 Adopted Budget	2023 Requested Budget
0191	6102	F.T. REGULAR-WAGES & SALARIES	342,609	408,399	446,437	486,561	520,222	572,465
0191	6104	PART-TIME WAGES & SALARIES	8,873	31,332	34,004	40,016	65,513	67,500
0191	6105	TEMPORARY-WAGES & SALARIES	7,516	9,212	-	5,908	-	-
0191	6108	SEVERANCE PAY	-	-	-	47,657	-	-
0191	6121	PERA CONTRIBUTIONS	25,938	32,796	33,872	37,293	39,998	44,853
0191	6122	FICA/MEDICARE CONTRIBUTIONS	26,675	33,750	35,801	40,393	46,426	51,824
0191	6131	GROUP INSURANCE	35,865	42,110	39,841	49,990	52,929	77,009
0191	6133	WORKERS COMP INSURANCE PREMIUM	2,006	2,415	2,792	2,350	4,743	5,499
0191	6208	MISCELLANEOUS OFFICE SUPPLIES	803	464	565	1,805	1,000	1,000
0191	6249	MISCELLANEOUS OPERATING SUPPLY	1,091	473	3,551	2,374	3,000	3,000
0191	6315	MISCELLANEOUS PROFESSIONAL SER	115,220	104,315	43,474	3,103	10,000	10,000
0191	6321	TELEPHONE	432	559	585	637	-	-
0191	6322	POSTAGE	2,598	481	754	851	1,000	1,000
0191	6323	CELLULAR PHONES	2,607	2,163	2,267	3,139	-	-
0191	6325	LONG DISTANCE CHARGES	-	-	-	-	-	-
0191	6331	TRAVEL & LODGING	394	1,261	19	-	1,500	1,500
0191	6334	MILEAGE REIMBURSEMENT	2	-	-	-	-	500
0191	6335	TRAINING	2,581	1,852	90	1,805	3,500	3,500
0191	6352	GENERAL NOTICE & PUBLIC INFOR	1,252	1,145	574	581	2,000	3,000
0191	6361	GENERAL LIABILITY/PROPERTY INS	5,289	6,663	6,884	7,415	9,000	9,000
0191	6451	MEMBERSHIP DUES	1,124	633	1,015	2,004	2,000	2,000
0191	6452	SUBSCRIPTIONS	456	787	859	-	1,000	1,000
0191	6471	BOOKS & PAMPHLETS	-	155	-	-	-	-
0191	6550	VEHICLES	-	155	-	-	-	-
Total Expenditure			583,331	681,120	653,382	733,882	763,831	854,650

PERSONNEL COMPLEMENT

City Planner	2.00	2.00	2.00	1.00	-	1.00
Planning Manager	-	-	-	-	1.00	1.00
Senior City Planner	-	-	1.00	1.00	1.00	1.00
Community Development Director	1.00	1.00	-	-	-	-
Zoning Code Enforcement Officer	-	-	-	1.00	1.00	1.00
Deputy City Administrator/Community Development Director	-	-	1.00	1.00	1.00	-
Community Development Director	-	-	-	-	-	1.00
Planning Technician	-	-	-	1.00	1.00	-
Economic Development Manager	-	1.00	1.00	1.00	1.00	1.00
Community Development Assistant	1.00	1.00	0.40	0.40	0.50	0.50
Planning Intern	0.50	0.50	0.50	0.50	-	-
Administrative Assistant	-	0.73	0.73	0.73	0.73	0.73
Planning & Zoning Total	4.50	6.23	6.63	7.63	7.23	7.23

DESCRIPTION OF SERVICES:

The mission of the Community Development Department is to guide residential and commercial growth through comprehensive planning processes and administer the city's building and zoning codes in a equitable and professional manner to promote and sustain public safety, quality of life, and the health and well being of the whole community.

The Planning Division's function is to prepare and implement the City's Comprehensive Plan (the City's land use guide) and comprises of two (2) major functions: long-range land use planning and zoning administration.

BUDGET HIGHLIGHTS

- Planning Tech was promoted to City Planner in 2022 (2022 budget included for Planning Tech)
- Code Enforcement Officer Started at Higher step in 2022 than budgeted
- City Planner was promoted to Senior City Planner in 2022 (2022 budget included for City Planner)

GOALS OF CURRENT YEAR BUDGET:

All Land Use Applications processed with 60 days.
Standard plan review completed within 5 business day (previously 10 business days).
Improve Responsiveness to Code Violation Complaints
Improve image of key nodes/corridors and be proactive on site plans due to Ramsey Gateway Project.
Improve the application process for land use applications.

Performance Measurements:						
	2018 Actual	2019 Actual	2020 Actual	2021 Projected	2022 Projected	2023 Projected
Number of Land Use Applications	64	53	43	40	40	40
Number of Permits	2,681	3,313	3,600	2,500	2,500	2,500
Number of Code Enforcement Cases	158	147	183	300	300	300

FUND GENERAL

DEPARTMENT: DATA PROCESSING
 FUNCTION: GENERAL GOVERNMENT

Business Unit	Object Account	Description	2018 Actual	2019 Actual	2020 Actual	2021 Actual	2022 Adopted Budget	2023 Requested Budget
0192	6102	F.T. REGULAR-WAGES & SALARIES	138,336	149,915	158,179	146,476	235,810	246,091
0192	6104	PART TIME-WAGES & SALARIES	1,004	-	-	-	-	-
0192	6108	SEVERANCE PAY	-	-	-	4,660	-	-
0192	6121	PERA CONTRIBUTIONS	10,384	11,173	11,761	10,880	17,686	18,457
0192	6122	FICA/MEDICARE CONTRIBUTIONS	10,084	11,182	11,752	11,118	18,039	18,826
0192	6131	GROUP INSURANCE	21,240	20,645	22,369	22,400	36,330	37,888
0192	6133	WORKERS COMP INSURANCE PREMIUM	812	836	967	691	2,028	2,264
0192	6206	FILM, MICROFILM, TAPES, DISKS	-	-	-	-	-	-
0192	6208	MISCELLANEOUS OFFICE SUPPLIES	59	153	37	71	250	275
0192	6249	MISCELLANEOUS OPERATING SUPPLY	2,353	1,060	455	299	750	800
0192	6281	SMALL TOOLS & MINOR EQUIPMENT	22,974	41,290	34,196	39,098	49,000	61,720
0192	6321	TELEPHONE	8,536	8,249	6,746	7,206	16,900	15,000
0192	6323	CELLULAR PHONES	-	-	-	72	47,150	50,520
0192	6335	TRAINING	-	2,708	91	-	-	2,800
0192	6361	GENERAL LIABILITY/PROPERTY INS	4,590	6,070	5,957	6,329	8,000	9,000
0192	6374	REFUSE/RECYCLING	-	-	-	-	-	450
0192	6405	OFFICE & DATA PROCESSING EQUIP	285,585	288,359	305,535	356,981	334,641	354,571
0192	6580	OTHER EQUIPMENT	-	-	-	-	-	-
0192	6585	COMPUTER HARDWARE/SOFTWARE	-	81,526	24,423	-	30,000	-
Total Expenditure			505,957	623,164	582,467	606,281	796,584	818,662

PERSONNEL COMPLEMENT

IT Manager	1.00	1.00	1.00	1.00	1	1
Systems & Security					1	1
IT Tech	0.73	0.73	1.00	1.00	1	1
Data Processing Total	1.73	1.73	2.00	2.00	3.00	3.00

6405 Office Equipment Contracts

Support	10,000	10,000	4,120	7,519		
Financial Support(General Ledger,P/R, S/A, F/A & System Dev)(LOGIS)	93,222	93,222	100,741	108,545	96,110	100,795
PIMS System Support (LOGIS)	35,169	35,169	44,271	46,115	47,875	49,880
Tungsten(LOGIS)	-	-	-	5,000	3,860	4,055
GIS (LOGIS)	38,500	38,500	42,753	48,415	50,115	52,620
Laser Fiche Licensing	7,000	7,000	8,000	8,000	14,250	14,250
Licensing/maintenance through Logis	62,287	65,417	58,783	57,290	20,011	15,191
Other Licensing/Maintenance (Civic Rec/Engineering)				10,877	25,180	25,180
Internet (Included in LOGIS Support)	12,344	12,344	15,219	16,660	17,560	18,440
Server Backup/Hosting LOGIS			26,648	35,975	39,790	54,270
Copier/Printer Support	4,000	5,180	5,000	4,772	13,849	13,849
Phone Support					6,041	6,041
Website Annual Fee	23,063	21,527		7,814		
	285,585	288,359	305,535	356,981	334,641	354,571

6585 Computer Hardware / Software

Server Virtualization	-	81,526	24,423	-		
Universal Power Supply					30,000	-
Police Copiers - File & Patrol Rooms						
	-	81,526	24,423	-	30,000	-

DESCRIPTION OF SERVICES:

The Information Technology Department manages and maintains all voice, network, and data systems for the city. They also handle long-term project planning, technology implementations and helpdesk support for city staff.

BUDGET HIGHLIGHTS

- Annual LOGIS increase - \$20,000
- Line Item #6281 - Replace Laptops (8 of 40 every 5 years) \$2,800 additional laptop for fire chief
- No Capital Budgeted for in 2023. \$30,000 in 2022

GOALS OF CURRENT YEAR BUDGET:

Ensure staff access to tools and resources in order to provide effective services to citizens.
Identify efficiency, security, and cost-saving opportunities that improve/maintain city services using technology & staff.

Performance Measurements:						
	2018 Actual	2019 Actual	2020 Actual	2021 Projected	2022 Projected	2023 Projected
Number of Physical Servers	8	4	4	2	3	3
Number of Virtualized Servers	0	7	7	12	14	13
Number of Desktop PCs / Laptops	160	162	162	173	177	180
Number of Phones	104	105	105	105	109	112
Number of Mobile Phones	61	62	62	62	65	65
Number of Tablets	16	18	18	20	23	30
Number of Wireless Access Points	8	8	8	11	18	28

FUND GENERAL

DEPARTMENT: GENERAL GOVERNMT. BUILDINGS
 FUNCTION: GENERAL GOVERNMENT

Business Unit	Object Account	Description	2018 Actual	2019 Actual	2020 Actual	2021 Actual	2022 Adopted Budget	2023 Requested Budget
0194	6102	F.T. REGULAR-WAGES & SALARIES	109,443	113,982	116,505	130,000	175,672	189,035
0194	6103	FULL TIME-REGULAR-OVERTIME	1,985	1,075	1,864	2,051		
0194	6104	PART TIME-WAGES & SALARIES	46,008	49,263	50,761	44,495	26,185	28,947
0194	6107	OVERTIME-PART TIME		1,905	1,408			
0194	6121	PERA CONTRIBUTIONS	11,666	12,232	12,245	13,130	15,139	16,349
0194	6122	FICA/MEDICARE CONTRIBUTIONS	11,775	11,980	12,171	12,608	15,442	16,676
0194	6131	GROUP INSURANCE	19,450	23,944	26,079	30,506	40,527	41,932
0194	6133	WORKERS COMP INSURANCE PREMIUM	6,523	8,796	9,975	8,687	11,451	16,915
0194	6221	CLEANING SUPPLIES	1,946	1,503	1,391	2,496	3,000	3,500
0194	6223	GASOLINE	3,111	2,466	1,543	2,455	3,500	4,000
0194	6225	DIESEL FUEL	978	793	758	451	1,000	1,500
0194	6231	UNIFORMS & TURN-OUT GEAR	2,278	1,605	2,269	1,575	2,000	2,000
0194	6249	MISCELLANEOUS OPERATING SUPPLY	15,313	14,463	15,371	16,462	17,000	18,000
0194	6257	OTHER VEHICLE PARTS	1,168	4,101	623	280	1,500	1,500
0194	6259	BUILDING MAINT/REPAIR SUPPLIES	3,067	4,001	1,994	4,036	7,000	7,000
0194	6275	OTHER EQUIPMENT PARTS	-	-	-	-	-	-
0194	6281	SMALL TOOLS & MINOR EQUIPMENT	1,291	3,117	3,064	4,520	6,000	6,000
0194	6323	CELLULAR PHONES	1,705	1,575	1,403	1,671	-	-
0194	6361	GENERAL LIABILITY/PROPERTY INS	5,217	6,210	5,995	6,609	9,000	9,000
0194	6371	ELECTRIC UTILITIES	98,140	90,508	94,612	99,184	100,000	112,000
0194	6372	WATER/IRRIGATION	3,044	2,057	2,853	2,412	4,000	3,200
0194	6373	GAS	28,789	29,313	20,395	30,273	30,000	42,000
0194	6374	REFUSE/RECYCLING	3,882	4,790	5,230	4,852	5,300	5,200
0194	6381	BUILDING & STRUCTURE REPAIR	12,463	7,641	9,855	7,747	15,000	22,000
0194	6382	MACHINERY & EQUIPMENT REPAIR	12,587	11,461	12,554	13,193	22,000	22,000
0194	6388	OTHER VEHICLE REPAIR	1,771	1,845	343	2,043	1,500	1,500
0194	6415	OTHER EQUIPMENT RENTAL	-	-	-	-	-	-
0194	6417	UNIFORM RENTAL	-	-	-	-	-	-
0194	6489	OTHER CONTRACTED SERVICES	80,216	83,467	89,902	87,387	95,000	97,000
0194	6520	BUILDINGS	-	-	-	-	-	-
0194	6550	MOTOR VEHICLES	-	-	-	-	45,000	-
0194	6580	OTHER EQUIPMENT	-	-	-	-	-	-
Total Expenditure			483,815	494,094	501,162	529,125	652,216	667,254

PERSONNEL COMPLEMENT

Gen. Gov't. Bldgs.						
Building Maintenance		2.63	3.13	3.13	3.13	3.50
Gen Govt Bldgs Total		2.63	3.13	3.13	3.13	3.50

6550 Motor Vehicles

Utility Tractor (net of \$10,000 trade in)		-	-	-	-	45,000
--	--	---	---	---	---	--------

6580 Other Equipment

DESCRIPTION OF SERVICES:

The General Government Buildings Department is responsible for cleaning city buildings and the repair and maintenance of all building systems.

BUDGET HIGHLIGHTS

- Market Rate Adjustments from AFSCME Contract - Building maintenance workers
- Gas & Electric Utility Increases - Rate increases from Connexus & Centerpoint
-

GOALS OF CURRENT YEAR BUDGET:

Clean and maintain our municipal buildings to the highest level possible
Continue to prepare and support voting precincts during elections
Respond to all maintenance requests in a timely manner

Performance Measurements:						
	2018 Estimate	2019 Projected	2020 Projected	2021 Projected	2022 Projected	2023 Projected
Buildings Maintained	12	12	12	13	13	13
Rooms Prepared for Meetings Annually	1210	1210	1210	1210	1210	1210
Maintenance Request Cleared	40	40	40	45	45	45

FUND: GENERAL

DEPARTMENT: NEWSLETTER
 FUNCTION: GENERAL GOVERNMENT

Business Unit	Object Account	Description	2018 Actual	2019 Actual	2020 Actual	2021 Actual	2022 Adopted Budget	2023 Requested Budget
0195	6102	F.T. REGULAR-WAGES & SALARIES	4,751	3,928	3,819	4,997	6,048	6,230
0195	6121	PERA CONTRIBUTIONS	356	295	286	375	454	467
0195	6122	FICA/MEDICARE CONTRIBUTIONS	395	327	316	413	463	476
0195	6133	WORKERS COMP INSURANCE PREMIUM	25	20	21	19	52	57
0195	6322	POSTAGE	10,072	10,557	11,346	11,721	12,500	13,000
0195	6352	GENERAL NOTICE & PUBLIC INFOR	37,951	33,276	28,872	34,088	33,000	38,000
0195	6361	GENERAL LIABILITY/PROPERTY INS	493	484	463	519	800	850
Total Expenditure			54,043	48,885	45,123	52,132	53,317	59,080

DESCRIPTION OF SERVICES:

The community newsletter, The Ramsey Resident, is distributed to residential homes every two months. It is intended to provide public information about community events and local government.

BUDGET HIGHLIGHTS

- Cost of paper is increasing
- Likely postage increase

GOALS OF CURRENT YEAR BUDGET:

Implement refreshed Ramsey branding items into the newsletter

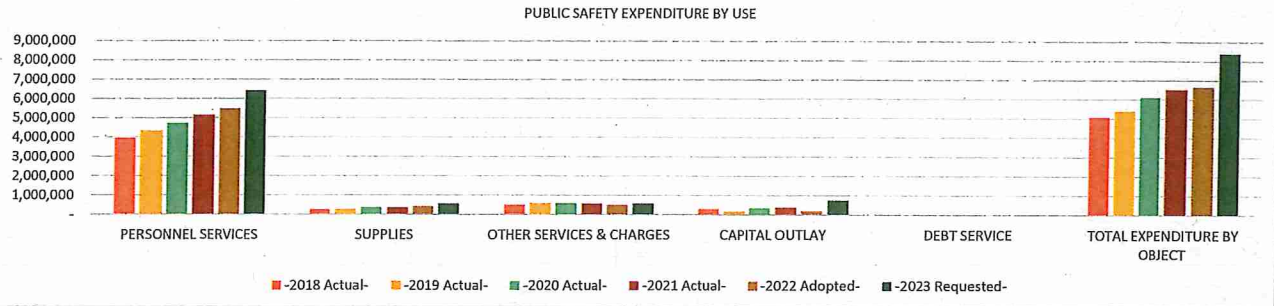
Performance Measurements:

	2018 Actual	2019 Actual	2020 Actual	2021 Actual	2022 Projected	2023 Projected
Number of newsletters completed annually	6	6	6	6	6	6
Number of full color newsletters completed annually	6	6	6	6	6	6
Number of pages published annually	100	100	100	100	100	100
Annual quantity of paid ads	60	60	60	60	60	60

PUBLIC SAFETY

211-280

EXPENDITURE BY OBJECT SUMMARY	-2018 Actual-	-2019 Actual-	-2020 Actual-	-2021 Actual-	-2022 Adopted-	-2023 Requested-
PERSONNEL SERVICES	3,970,489	4,337,124	4,749,611	5,155,607	5,481,238	6,434,752
SUPPLIES	283,527	284,616	382,703	369,266	436,300	589,850
OTHER SERVICES & CHARGES	524,332	596,473	611,818	587,273	513,364	607,001
CAPITAL OUTLAY	314,203	187,166	367,037	414,474	229,000	767,442
DEBT SERVICE						
TOTAL EXPENDITURE BY OBJECT	5,092,551	5,405,379	6,111,169	6,526,621	6,659,902	8,399,045



LINE ITEM DETAIL BY COST CENTER OR SUB-FUNCTION

PUBLIC SAFETY

211-280

EXPENDITURE BY OBJECT RECAP ALL SUB-FUNCTIONS		-2018 Actual-	-2019 Actual-	-2020 Actual-	-2021 Actual-	-2022 Adopted-	-2023 Requested-
PERSONNEL SERVICES							
WAGES AND SALARIES							
6102	F.T. REGULAR-WAGES & SALARIES	2,629,530	2,867,497	3,073,112	3,322,106	3,600,399	4,085,221
6103	FULL TIME-REGULAR-OVERTIME	94,925	100,480	107,397	124,171	101,000	101,000
6104	PART TIME-WAGES & SALARIES	351,953	342,346	419,339	452,711	451,940	662,702
6105	TEMPORARY-WAGES & SALARIES	-	-	7,697	2,964	-	-
6107	OVERTIME-PART TIME	-	-	-	-	-	-
TOTAL WAGES AND SALARIES		3,076,408	3,310,324	3,607,545	3,901,953	4,153,339	4,848,923
OTHER GROSS EARNINGS							
6108	SEVERANCE PAY	6,894	22,719	-	-	-	-
TOTAL OTHER GROSS EARNINGS		6,894	22,719	-	-	-	-
EMPLOYER CONTRIBUTIONS							
6121	PERA CONTRIBUTIONS	418,119	471,042	538,587	577,818	617,089	675,595
6122	FICA/MEDICARE CONTRIBUTIONS	87,930	92,679	100,100	109,484	121,817	138,403
6131	GROUP INSURANCE	273,027	315,534	353,522	404,748	413,915	479,157
6132	DISABILITY INSURANCE	1,284	1,313	1,313	1,313	1,300	1,313
6133	WORKERS COMP INSURANCE PREMIUM	106,826	123,514	148,543	160,291	173,778	291,361
TOTAL EMPLOYER CONTRIBUTIONS		887,186	1,004,081	1,142,066	1,253,655	1,327,899	1,585,829
Total PERSONNEL SERVICES		3,970,489	4,337,124	4,749,611	5,155,607	5,481,238	6,434,752
SUPPLIES							
OFFICE SUPPLIES							
6204	STATIONERY, ENVELOPES & FORMS	1,894	3,253	3,541	2,293	3,100	3,150
6206	FILM, MICROFILM, TAPES, DISKS	1,150	1,983	837	568	1,900	1,600
6207	TRAINING SUPPLIES	1,951	2,565	3,609	3,154	3,550	12,700
6208	MISCELLANEOUS OFFICE SUPPLIES	3,335	3,487	2,164	2,152	4,850	4,000
TOTAL OFFICE SUPPLIES		8,330	11,288	10,151	8,167	13,400	21,450
OPERATING SUPPLIES							
6223	GASOLINE	73,963	70,208	63,697	90,220	76,000	126,000
6225	DIESEL FUEL	3,617	3,783	4,315	5,959	5,000	8,400
6227	LUBRICANTS & ADDITIVES	939	951	934	1,312	1,100	1,200
6229	SHOP MATERIALS	647	962	906	3,149	1,000	1,000
6231	UNIFORMS & TURN-OUT GEAR	45,597	52,434	95,064	79,822	100,750	127,750
6233	BATTERIES	1,105	1,071	652	1,262	2,000	2,000
6235	AMMUNITION	7,135	9,386	15,970	1,700	12,000	12,000
6237	CRIME SCENE KIT MATERIALS	894	669	368	1,843	1,000	1,000
6239	FIRST AID SUPPLIES	17,964	2,560	12,345	5,922	10,300	10,500
6241	COMMUNITY POLICING SUPPLIES	4,880	7,750	10,310	9,190	9,000	10,000
6249	MISCELLANEOUS OPERATING SUPPLY	43,103	35,512	40,731	27,675	47,350	55,250
TOTAL OPERATING SUPPLIES		199,844	185,286	245,292	228,054	265,500	355,100
REPAIR AND MAINTENANCE SUPPLIES							
6251	BATTERIES	2,051	812	678	516	3,000	2,500
6253	BRAKES	2,281	2,342	3,421	3,466	3,000	3,500
6255	TIRES	6,427	7,271	7,458	10,708	8,000	9,000
6257	OTHER VEHICLE PARTS	19,638	9,690	19,967	17,590	29,000	29,000
6259	BUILDING MAINT/REPAIR SUPPLIES	118	7,844	357	16,040	33,000	40,000
6266	SCBA-PARTS	2,292	4,843	4,679	4,055	6,000	20,000
6271	SIGN REPAIR MATERIALS	-	121	382	-	2,000	2,000
6275	OTHER EQUIPMENT PARTS	4,362	6,158	662	3,074	6,100	7,500
TOTAL REPAIR AND MAINTENANCE SUPPLIES		37,168	39,081	37,604	55,448	90,100	113,500
SMALL TOOLS AND MINOR EQUIPMENT							
6281	SMALL TOOLS & MINOR EQUIPMENT	38,186	48,456	89,606	77,596	67,100	99,600
TOTAL SMALL TOOLS AND MINOR EQUIPMENT		38,186	48,456	89,606	77,596	67,100	99,600
MERCHANDISE FOR RESALE							
6291	CULVERTS, SIGNS, STREET SUPPLY	-	505	-50	-	200	200
TOTAL MERCHANDISE FOR RESALE		-	505	50	-	200	200
Total SUPPLIES		283,527	284,616	382,703	369,266	436,300	589,850

OTHER SERVICES & CHARGES							
PROFESSIONAL SERVICES							
6302	AUDITING & ACCOUNTING SERVICES	3,750	3,900	4,050	4,241	4,000	4,300
6315	MISCELLANEOUS PROFESSIONAL SER	160,494	212,959	225,996	170,096	111,000	120,000
TOTAL PROFESSIONAL SERVICES		164,244	216,859	230,046	174,337	115,000	124,300
COMMUNICATION							
6321	TELEPHONE	4,395	4,459	4,400	4,045	-	-
6322	POSTAGE	2,118	1,991	2,029	4,547	4,450	4,450
6323	CELLULAR PHONES	17,080	17,549	22,235	24,384	-	-
TOTAL COMMUNICATION		23,594	24,000	28,664	32,975	4,450	4,450
EMPLOYEE REIMBURSEMENTS							
6331	TRAVEL & LODGING	5,216	3,962	2,765	5,695	7,300	9,000
6334	MILEAGE REIMBURSEMENT	-	528	170	93	750	750
6335	TRAINING	55,005	60,763	56,199	72,214	73,600	83,800
TOTAL EMPLOYEE REIMBURSEMENTS		60,221	65,253	59,135	78,002	81,650	93,550
INSURANCE							
6361	GENERAL LIABILITY/PROPERTY INS	60,944	71,100	80,624	75,223	92,850	97,200
TOTAL INSURANCE		60,944	71,100	80,624	75,223	92,850	97,200
UTILITIES							
6371	ELECTRIC UTILITIES	31,589	32,858	32,059	31,983	34,200	36,200
6372	WATER/IRRIGATION	4,994	4,397	4,797	3,847	5,000	5,000
6373	GAS	6,077	7,072	5,034	8,552	7,000	9,000
6374	REFUSE/RECYCLING	1,122	1,250	1,363	1,431	1,400	1,600
TOTAL UTILITIES		43,782	45,576	43,253	45,813	47,600	51,800
REPAIRS AND MAINTENANCE - LABOR							
6382	MACHINERY & EQUIPMENT REPAIR	20,796	4,542	5,491	15,907	16,500	16,500
6383	OFFICE EQUIPMENT REPAIR	-	-	-	-	-	-
6386	BRAKE REPAIR	-	-	-	-	-	-
6388	OTHER VEHICLE REPAIR	45,129	70,917	55,013	53,322	52,000	58,000
6389	TOWING SERVICES	3,224	1,623	2,037	240	3,000	3,500
TOTAL REPAIRS AND MAINTENANCE - LABOR		69,149	77,081	62,541	69,470	71,500	78,000
REPAIRS AND MAINTENANCE - CONTRACTS							
6405	OFFICE & DATA PROCESSING EQUIP	41,370	41,614	50,694	49,637	30,639	80,526
TOTAL REPAIRS AND MAINTENANCE - CONTRACTS		41,370	41,614	50,694	49,637	30,639	80,526
RENTALS							
6413	OFFICE EQUIPMENT RENTAL	5,966	4,837	5,995	5,265	6,000	6,000
6415	OTHER EQUIPMENT RENTAL	31,613	31,014	33,601	37,295	37,125	37,125
TOTAL RENTALS		37,578	35,851	39,596	42,560	43,125	43,125
DUES, SUBSCRIPTIONS, AND REGISTRATION FEES							
6451	MEMBERSHIP DUES	5,421	5,546	6,067	4,887	8,250	8,250
6452	SUBSCRIPTIONS	-	688	41	627	-	-
TOTAL DUES, SUBSCRIPTIONS, AND REGISTRATION FEES		5,421	6,234	6,108	5,514	8,250	8,250
BOOKS AND PAMPHLETS							
6471	BOOKS & PAMPHLETS	3,020	626	2,331	1,132	3,300	3,800
TOTAL BOOKS AND PAMPHLETS		3,020	626	2,331	1,132	3,300	3,800
CONTRACTED SERVICES							
6489	OTHER CONTRACTED SERVICES	15,010	12,279	8,826	12,611	15,000	22,000
TOTAL CONTRACTED SERVICES		15,010	12,279	8,826	12,611	15,000	22,000
Total OTHER SERVICES & CHARGES		524,332	596,473	611,818	587,273	513,364	607,001
CAPITAL OUTLAY							
CAPITAL OUTLAY							
6540	HEAVY MACHINERY	-	-	-	-	-	-
6550	MOTOR VEHICLES	98,487	111,789	351,094	414,474	64,000	479,626
6580	OTHER EQUIPMENT	215,716	75,378	15,943	-	165,000	287,816
TOTAL CAPITAL OUTLAY		314,203	187,166	367,037	414,474	229,000	767,442
Total CAPITAL OUTLAY		314,203	187,166	367,037	414,474	229,000	767,442
DEBT SERVICE							
DEBT SERVICE							
6603	OTHER L.T. OBLIGATION PRINCIPA	-	-	-	-	-	-
TOTAL DEBT SERVICE		-	-	-	-	-	-
TOTAL DEBT SERVICE		-	-	-	-	-	-
TOTAL EXPENDITURES & OTHER FINANCING		5,092,551	5,405,379	6,111,169	6,526,621	6,659,902	8,399,045

Business Unit	Object Account	Description	2018 Actual	2019 Actual	2020 Actual	2021 Actual	2022 Adopted Budget	2023 Requested Budget
0211	6102	F.T. REGULAR-WAGES & SALARIES	2,226,750	2,382,526	2,566,863	2,778,260	3,019,624	3,277,345
0211	6103	FULL TIME-REGULAR-OVERTIME	94,598	100,248	95,476	117,561	101,000	101,000
0211	6104	PART TIME-WAGES & SALARIES	86,060	77,511	84,498	115,637	97,721	137,311
0211	6105	TEMPORARY-WAGES & SALARIES						
0211	6108	SEVERANCE PAY	6,894	22,719				
0211	6121	PERA CONTRIBUTIONS	369,085	408,862	466,528	499,077	532,307	568,131
0211	6122	FICA/MEDICARE CONTRIBUTIONS	50,348	53,390	55,299	62,071	70,292	78,141
0211	6131	GROUP INSURANCE	226,600	258,970	294,930	336,074	343,537	379,741
0211	6133	WORKERS COMP INSURANCE PREMIUM	79,187	94,302	111,190	129,942	130,402	229,078
0211	6204	STATIONERY, ENVELOPES & FORMS	911	2,567	2,654	1,602	1,600	1,900
0211	6206	FILM, MICROFILM, TAPES, DISKS	1,150	1,101	837	568	1,600	1,300
0211	6207	TRAINING SUPPLIES	1,951	2,565	3,609	3,154	3,550	12,700
0211	6208	MISCELLANEOUS OFFICE SUPPLIES	2,579	2,561	1,838	1,718	3,500	3,000
0211	6223	GASOLINE	58,811	55,400	50,539	72,247	60,000	101,000
0211	6227	LUBRICANTS & ADDITIVES	939	951	934	1,312	1,100	1,200
0211	6229	SHOP MATERIALS	647	962	906	3,149	1,000	1,000
0211	6231	UNIFORMS & TURN-OUT GEAR	18,878	30,905	65,867	40,663	55,000	72,000
0211	6233	BATTERIES	1,105	1,071	652	1,262	2,000	2,000
0211	6235	AMMUNITION	7,135	9,386	15,970	1,700	12,000	12,000
0211	6237	CRIME SCENE KIT MATERIALS	894	669	368	1,843	1,000	1,000
0211	6239	FIRST AID SUPPLIES	15,719	1,164	4,304	2,488	4,300	4,500
0211	6249	MISCELLANEOUS OPERATING SUPPLY	5,742	9,644	8,940	7,865	9,100	17,500
0211	6251	BATTERIES	961	812	678	516	2,000	1,500
0211	6253	BRAKES	2,281	2,342	3,421	3,466	3,000	3,500
0211	6255	TIRES	6,427	7,271	7,458	10,708	8,000	9,000
0211	6257	OTHER VEHICLE PARTS	10,986	6,795	8,724	13,015	15,000	15,000
0211	6259	BUILDING MAINT/REPAIR SUPPLIES	118	7,844	357	16,040	13,000	20,000
0211	6275	OTHER EQUIPMENT PARTS	964	1,268	443	1,770	1,100	2,500
0211	6281	SMALL TOOLS & MINOR EQUIPMENT	17,568	31,268	42,701	56,920	34,500	64,000
0211	6315	MISCELLANEOUS PROFESSIONAL SER	3,444	4,730	8,190	6,198	11,000	10,000
0211	6321	TELEPHONE	2,233	2,124	2,203	2,072	-	-
0211	6322	POSTAGE	1,020	1,259	1,331	3,141	2,600	2,600
0211	6323	CELLULAR PHONES	10,166	10,072	13,184	15,313	-	-
0211	6331	TRAVEL & LODGING	4,716	3,549	2,492	5,421	5,000	6,000
0211	6334	MILEAGE REIMBURSEMENT	-	-	-	-	250	250
0211	6335	TRAINING	24,495	26,762	21,693	32,990	32,500	35,000
0211	6361	GENERAL LIABILITY/PROPERTY INS	42,787	49,548	56,773	52,507	62,000	64,000
0211	6382	MACHINERY & EQUIPMENT REPAIR	373	235	410	1,244	500	500
0211	6383	OFFICE EQUIPMENT REPAIR	-	-	-	-	-	-
0211	6386	BRAKE REPAIR	-	-	-	-	-	-
0211	6388	OTHER VEHICLE REPAIR	7,904	5,643	10,152	16,616	12,000	13,000
0211	6389	TOWING SERVICES	3,224	1,623	2,037	240	3,000	3,500
0211	6405	OFFICE & DATA PROCESSING EQUIP	2,830	2,445	10,419	7,856	12,000	12,000
0211	6413	OFFICE EQUIPMENT RENTAL	5,966	4,837	5,995	5,265	6,000	6,000
0211	6415	OTHER EQUIPMENT RENTAL	30,485	31,014	33,601	37,295	37,000	37,000
0211	6451	MEMBERSHIP DUES	2,422	3,018	3,473	2,757	3,800	3,800
0211	6489	OTHER CONTRACTED SERVICES	7,467	5,410	3,195	8,942	6,000	10,000
0211	6550	MOTOR VEHICLES	57,293	67,155	35,841	69,000	64,000	184,626
0211	6580	OTHER EQUIPMENT	-	-	15,943	-	-	232,816
Total Expenditure			3,502,113	3,794,498	4,122,916	4,547,484	4,784,883	5,738,439

PERSONNEL COMPLEMENT

Police Chief	1.00	1.00	1.00	1.00	1.00	1.00
Captain	2.00	2.00	2.00	2.00	2.00	2.00
Sergeant	4.00	4.00	4.00	4.00	4.00	4.00
Drug Task Force Officer	1.00	1.00	1.00	1.00	1.00	1.00
Patrol Officer	17.00	19.00	19.00	21.00	21.00	22.00
Community Service Officer	1.26	1.26	1.26	1.26	1.26	2.00
Police Office Supervisor	1.00	1.00	1.00	1.00	1.00	1.00
Clerical/Support Personnel	2.50	2.50	2.63	3.26	3.64	3.64
Public Safety Total	29.76	31.76	31.89	34.52	34.90	36.64

6550 Motor Vehicles

Ford Interceptor	28,646	-	35,841	-	-	-
Malibu	-	-	-	28,479	-	-
Taurus	-	29,592	-	-	-	-
2 Ford Explorers	-	-	-	40,521	64,000	-
Ford F150	-	-	-	-	-	38,521
2 Chargers	-	-	-	-	-	64,000
Ford Interceptor	28,646	-	35,841	-	-	41,230
Tahoe	-	-	-	-	-	40,875
	28,646	29,592	35,841	69,000	64,000	184,626

6580 Other Equipment

ATV	-	-	15,943	-	-	-
Squad Car Video Cameras	-	-	-	-	-	215,816
Unmanned Aerial Vehicle	-	-	-	-	-	17,000
	-	-	15,943	-	-	232,816

DESCRIPTION OF SERVICES:

The Police Department is responsible for the protection of life and property and an atmosphere of community security through the deterrence of criminal activity by visible patrols; the enforcement of traffic laws; the apprehension of criminal offenders; emergency response services; and the delivery of other community services such as animal control and school liaison. The department provides for the investigation of criminal incidents and the apprehension of criminal offenders through the gathering, analysis, preservation and presentation of evidence.

BUDGET HIGHLIGHTS

- Part-time Community Service Officer - \$39,171, Training - \$500, Uniform - \$5,000 TOTAL= \$44,671
- Full-time Patrol Officer ; \$102,032, Training - \$1,000, Uniform - \$9,000 TOTAL = \$112,032
- Reclass Records Tech to Data Analyst - \$1,176
- No longer have DUI Officer reimbursed through Grant funds: \$87,142
- Workers Comp - Through League: Rising cases of PTSD, Claims
- Gasoline cost increase: based on \$4.50 Gallon
- New squad set-up for 5 squads - \$29,500 (6281)
- Replace 5 squads - \$184,626
- Replace squad video cameras to sync with body cameras - \$215,816
- Unmanned Aerial Vehicle - \$17,000

GOALS OF CURRENT YEAR BUDGET:

- Reduce illegal drug activity in the community
- Adequately staff public safety based on changing demographics and needs
- Leverage technology to create operational efficiencies
- Enhance traffic safety in the community

Performance Measurements:

Police Department Activity	2018 Actual	2019 Actual	2020 Actual	2021 Actual	2022 Projected	2023 Projected
Dispatched Calls for Service	12102	13484	14918	16258	16000	16700
Motor Vehicle Accidents	466	423	335	4403	450	450
Citations and Warnings	1812	1278	1207	1340	1300	1300
Criminal	1257	1217	1020	988	1000	1000
Non-Criminal	7413	8531	8834	8500	9000	9000
State CPM Performance Measurement Results	2018	2019	2020	2021	2022	2023
Part 1 and Part 2 Crime Rates (per 1000)	13.92/21.25	11.59/21.24	8.76/15.74	2020 last yr avail	>15/>25	>15/>25
Part 1 and Part 2 Crime Clearance Rates (per 1000)	44%	43%	32%	2020 last yr avail	>15/>25	>15/>25
Average police response time - highest priority calls	6:03	5:42	5:44	5:54	under 7 min	under 7 min

FUND GENERAL

DEPARTMENT: FIRE PROTECTION
 FUNCTION: PUBLIC SAFETY

Business Unit	Object Account	Description	2018 Actual	2019 Actual	2020 Actual	2021 Actual	2022 Adopted Budget	2023 Requested Budget
0220	6102	F.T. REGULAR-WAGES & SALARIES	192,691	260,037	292,458	305,378	323,711	422,070
0220	6103	FULL TIME-REGULAR-OVERTIME	327	232	9,814	6,610		
0220	6104	PART TIME-WAGES & SALARIES	260,022	264,836	321,487	283,535	275,990	464,327
0220	6105	TEMPORARY-WAGES & SALARIES						
0220	6108	SEVERANCE PAY						
0220	6121	PERA CONTRIBUTIONS	32,865	45,362	55,059	56,867	59,635	73,948
0220	6122	FICA/MEDICARE CONTRIBUTIONS	21,170	21,479	26,860	25,281	25,876	26,077
0220	6131	GROUP INSURANCE	18,479	35,216	36,495	39,920	39,139	54,178
0220	6132	DISABILITY INSURANCE	1,284	1,313	1,313	1,313	1,300	1,313
0220	6133	WORKERS COMP INSURANCE PREMIUM	24,715	26,414	34,093	27,527	37,000	53,521
0220	6206	FILM, MICROFILM, TAPES, DISKS	-	-				
0220	6208	MISCELLANEOUS OFFICE SUPPLIES	356	602	242	393	600	500
0220	6223	GASOLINE	12,220	12,643	11,675	15,187	13,000	21,000
0220	6225	DIESEL-FUEL	3,617	3,783	4,315	5,959	5,000	8,400
0220	6231	UNIFORMS & TURN-OUT GEAR	26,159	21,515	29,057	38,926	45,000	55,000
0220	6233	BATTERIES	-	-				
0220	6239	FIRST AID SUPPLIES	2,245	1,396	8,041	3,434	6,000	6,000
0220	6249	MISCELLANEOUS OPERATING SUPPLY	14,171	14,880	17,523	12,117	21,000	21,000
0220	6255	TIRES	-	-				
0220	6257	OTHER VEHICLE PARTS	8,652	2,895	11,243	4,575	14,000	14,000
0220	6259	BUILDING MAINT/REPAIR SUPPLIES					20,000	20,000
0220	6266	SCBA-PARTS	2,292	4,843	4,679	4,055	6,000	20,000
0220	6275	OTHER EQUIPMENT PARTS	-	-				
0220	6281	SMALL TOOLS & MINOR EQUIPMENT	20,561	16,725	46,706	20,676	32,000	35,000
0220	6302	AUDITING & ACCOUNTING SERVICES	3,750	3,900	4,050	4,241	4,000	4,300
0220	6315	MISCELLANEOUS PROFESSIONAL SER	-	-				
0220	6321	TELEPHONE	1,772	2,000	1,849	1,624	-	
0220	6322	POSTAGE	251	146	111	70	300	300
0220	6323	CELLULAR PHONES	6,256	6,906	6,960	6,448	-	
0220	6335	TRAINING	27,695	27,851	32,432	36,629	35,000	40,000
0220	6361	GENERAL LIABILITY/PROPERTY INS	12,402	14,493	17,229	16,241	21,000	23,000
0220	6371	ELECTRIC UTILITIES	18,308	17,327	17,774	17,688	20,000	20,000
0220	6372	WATER/IRRIGATION	4,994	4,397	4,797	3,847	5,000	5,000
0220	6373	GAS	6,077	7,072	5,034	8,552	7,000	9,000
0220	6374	REFUSE/RECYCLING	1,122	1,250	1,363	1,431	1,400	1,600
0220	6388	OTHER VEHICLE REPAIR	37,225	65,273	44,861	36,706	40,000	45,000
0220	6405	OFFICE & DATA PROCESSING EQUIP	14,056	14,685	15,792	17,298	18,639	18,526
0220	6451	MEMBERSHIP DUES	2,035	1,236	2,003	1,214	2,200	2,200
0220	6452	SUBSCRIPTIONS	-	688	41	627		
0220	6471	BOOKS & PAMPHLETS	95	275	518	280	1,000	1,500
0220	6489	OTHER CONTRACTED SERVICES	3,038	2,444	3,508	2,045	5,000	5,000
0220	6550	MOTOR VEHICLES	41,195	44,634	315,253	345,474		265,000
0220	6580	OTHER EQUIPMENT	177,160	75,378			135,000	25,000
Total Expenditure			999,255	1,024,125	1,384,635	1,352,166	1,220,790	1,761,760

PERSONNEL COMPLEMENT

Fire Chief	1.00	1.00	1.00	1.00	1.00	1.00
Fire Secretary	0.70	0.70	0.70	0.70	0.70	-
Fire Captain of Administration	-	-	-	-	1.00	1.00
Fire Inspector	-	1.00	1.00	1.00	1.00	1.00
Fire Marshall	1.00	1.00	1.00	1.00	1.00	1.00
Firefighters	7.58	7.58	7.58	7.58	7.58	7.58
Fire Total	10.28	11.28	11.28	11.28	12.28	11.58

6550 Motor Vehicles

1st half funding Replace 1999 Fire Engine #556			270,626	-		
2nd half funding Replace 1999 Fire Engine #556			-	345,474		
Replace Rescue #21						265,000
Replace Fire Prevention Veh #386			44,627	-		
Replace Grass Truck #21	41,195	44,634	-	-	-	-
	41,195	44,634	315,253	345,474	-	265,000

6580 Other Equipment

SCBA Compressor	-	-	-	-	-	25,000
SCBA's - 28	177,160	-	-	-	-	-
Thermal Imaging Camera	-	23,897	-	-	-	-
Bullex Attack Training Prop	-	16,515	-	-	-	-
Fire Training Room Table & Chairs	-	-	-	-	-	25,000
Epoxy Flooring Fire 1 (Capital Maintenance Funded)	-	-	-	-	-	20,000
Appratus Bay Painting Fire 1 (Capital Maintenance Funded)	-	-	-	-	-	15,000
Extrication Tools	-	34,966	-	-	-	50,000
Refurbish Tanker II	-	-	-	-	-	25,000
	177,160	75,378	-	-	-	135,000
						25,000

BUDGET HIGHLIGHTS

- Full-time Fire Captain of Administration added in 2022, not included in 2022 budget \$110,273 less (\$48,693 fire tech not refilled) = \$61,580
- Fire Relief Aid recored here. Offset under revnue account 9101.4273 - \$202,000 (audit requirement)
- Replace Rescue #21 - \$265,000
- Replace SCBA Compressor - \$25,000

GOALS OF CURRENT YEAR BUDGET:

- Replacement of expired structural fire turn out gear
- Revise and update department policies/procedures and Standard Operating Guidelines
- Additional air pack inventory to outfit firefighters while operating in hazardous conditions
- Establish and maintain outreach programs that enhance fire safety within community
- Ensure adequate staff numbers to meet increased demand of calls for service

Performance Measurements:

	2018 Actual	2019 Actual	2020 Actual	2021 Actual	2022 Projected	2023 Projected
Number of Calls for Service	821	975	1133	1301	1350	1400
Mutual Aid	44	41	47	35	45	45
Given	33	19	29	20	27	27
Received	11	22	18	15	18	18
Number of firefighters	52	52	53	42	44	48
Prevention:						
# of Public Education contacts	62	57	28	38	60	70
# of commercial property inspections	194	282	177	304	320	320
# of permits issued	90	96	83	70	115	115

<i>State CPM Performance Measurement Results</i>	2018	2019	2020	2021	2022 Estimated	2023 Estimated
Insurance industry rating of fire services	4/7	4/7	4/7	4/7	4/7	4/7
Fire calls per 1,000 population	16.7	15.3	15.6	14	16	17
Average response times	8:16	8:41	6:19	6:20	6:15	6:15
EMS calls per 1,000 population	14.85	20.8	26.3	33	38	40

Business Unit	Object Account	Description	2018 Actual	2019 Actual	2020 Actual	2021 Actual	2022 Adopted Budget	2023 Requested Budget
0240	6102	F.T. REGULAR-WAGES & SALARIES	185,628	199,091	184,625	209,127	212,968	332,170
0240	6103	FULL TIME-REGULAR-OVERTIME	-	-	2,045	-	-	-
0240	6104	PART TIME-WAGES & SALARIES	5,871	-	13,354	53,539	78,229	61,064
0240	6105	TEMPORARY-WAGES & SALARIES	-	-	7,697	2,964	-	-
0240	6108	SEVERANCE PAY	4,541	16,493	-	-	-	-
0240	6121	PERA CONTRIBUTIONS	14,291	14,888	14,847	19,644	21,840	29,493
0240	6122	FICA/MEDICARE CONTRIBUTIONS	14,566	15,876	15,747	19,869	22,276	30,082
0240	6131	GROUP INSURANCE	27,948	21,348	22,097	28,754	31,239	45,238
0240	6133	WORKERS COMP INSURANCE PREMIUM	1,133	1,160	1,232	1,124	2,210	3,618
0240	6204	STATIONERY, ENVELOPES & FORMS	983	393	654	330	1,000	750
0240	6208	MISCELLANEOUS OFFICE SUPPLIES	400	323	84	41	750	500
0240	6223	GASOLINE	2,932	2,165	1,482	2,787	3,000	4,000
0240	6231	UNIFORMS & TURN-OUT GEAR	560	14	140	234	750	750
0240	6249	MISCELLANEOUS OPERATING SUPPLY	1,093	2,404	1,723	176	2,500	2,000
0240	6315	MISCELLANEOUS PROFESSIONAL SER	157,050	208,230	217,807	163,898	100,000	110,000
0240	6321	TELEPHONE	390	335	348	349	-	-
0240	6322	POSTAGE	847	585	586	1,334	1,500	1,500
0240	6323	CELLULAR PHONES	658	570	1,073	1,505	-	-
0240	6331	TRAVEL AND LODGING	-	-	135	274	1,000	1,500
0240	6334	MILEAGE REIMBURSEMENT	-	528	170	93	500	500
0240	6335	TRAINING	1,945	5,496	2,075	940	5,000	7,500
0240	6361	GENERAL LIABILITY/PROPERTY INS	4,468	6,237	5,787	5,668	8,000	8,000
0240	6405	OFFICE & DATA PROCESSING EQUIP	24,484	24,484	24,484	24,484	-	50,000
0240	6451	MEMBERSHIP DUES	435	360	165	470	750	750
0240	6471	BOOKS & PAMPHLETS	-	100	1,228	595	2,000	2,000
0240	6550	MOTOR VEHICLES	-	79,752	-	-	-	30,000
Total Expenditure			450,223	600,831	519,585	538,198	495,512	721,415

PERSONNEL COMPLEMENT

Building Official	1.00	1.00	1.00	1.00	1.00	1.00
Building Inspector	-	-	-	1.00	2.00	2.00
Permit Technicians	2.00	1.81	1.81	1.81	1.81	1.85
Inspectors	0.25	0.25	0.25	0.25	0.25	-
Building Inspection Total	3.25	3.06	3.06	4.06	5.06	4.85

6550 Motor Vehicles

Replace Veh #401	-	26,584	-	-	-	-
Replace Veh #405	-	26,584	-	-	-	-
New Vehicle for building inspector	-	-	-	-	-	30,000
Replace Veh #406	-	26,584	-	-	-	-
		79,752				30,000

DESCRIPTION OF SERVICES:

The mission of the Community Development Department is to guide residential and commercial growth through comprehensive planning processes and administer the city's building and zoning codes in a equitable and professional manner to promote and sustain public safety, quality of life, and the health and well being of the whole community.

The purpose of the Building Division is to help ensure all your construction projects meet the requirements of both the Minnesota State Building Code and the City Zoning regulations.

BUDGET HIGHLIGHTS

- Additional building inspector added in 2022, not included in 2022 budget - \$108,574 expensed 2023
- Increase permit tech hours / 3 hours bi/weekly - \$2,894
- \$30,000 Software upgrade of ProjectDox (6-years old)(6405)
- \$30,000 Vehicle for additional inspector added in 22

GOALS OF CURRENT YEAR BUDGET:

Complete standard residential plan review within 10 business days.
Complete standard commercial plan review within 30 business days.
Allow for inspection availability within 48 hours.

Performance Measurements:						
	2018 Actual	2019 Actual	2020 Actual	2021 Actual	2022 YTD	2023 Projected
New Residential Units	139	135	176	183	54	190
Total Permits	2,697	3,339	3,630	3,458	1,187	3,700
Number of Inspections	8,090	9,764	12,765	12,449-Est.	4,273-Est.	13,500

FUND GENERAL

DEPARTMENT: CIVIL DEFENSE
 FUNCTION: PUBLIC SAFETY

Business Unit	Object Account	Description	2018 Actual	2019 Actual	2020 Actual	2021 Actual	2022 Adopted Budget	2023 Requested Budget
0250	6251	BATTERIES	1,090	-	-	-	1,000	1,000
0250	6275	OTHER EQUIPMENT PARTS	3,398	4,891	219	1,303	5,000	5,000
0250	6361	GENERAL LIABILITY/PROPERTY INS	106	150	23	23	150	150
0250	6371	ELECTRIC UTILITIES	1,020	1,020	1,020	1,020	1,200	1,200
0250	6382	MACHINERY & EQUIPMENT REPAIR	6,013	9,104	1,025	940	6,000	6,000
0250	6580	OTHER CAPITAL EQUIPMENT	-	-	-	-	30,000	30,000
Total Expenditure			11,627	15,164	2,288	3,287	43,350	43,350

DESCRIPTION OF SERVICES:
 The Civil Defence budget funds expenditures related to the city-wide emergency siren notification system.

BUDGET HIGHLIGHTS
 Replace 2 Civil Defense Sirens

GOALS OF CURRENT YEAR BUDGET:
 Maintain infrastructure of siren warning system

Performance Measurements:						
	2018 Actual	2019 Projected	2020 Projected	2021 Projected	2022 Projected	2023 Projected
Number of Sirens	17	17	17	17	17	17

FUND GENERAL

DEPARTMENT: TRAFFIC ENGINEERING
 FUNCTION: PUBLIC SAFETY

Business Unit	Object Account	Description	2018 Actual	2019 Actual	2020 Actual	2021 Actual	2022 Adopted Budget	2023 Requested Budget
0260	6102	F.T. REGULAR-WAGES & SALARIES	24,461	25,844	29,166	29,341	44,096	53,636
0260	6103	FULL TIME-REGULAR-OVERTIME	-	-	62			
0260	6105	TEMPORARY-WAGES & SALARIES	-	-				
0260	6121	PERA CONTRIBUTIONS	1,878	1,930	2,154	2,231	3,307	4,023
0260	6122	FICA/MEDICARE CONTRIBUTIONS	1,845	1,934	2,195	2,264	3,373	4,103
0260	6133	WORKERS COMP INSURANCE PREMIUM	1,790	1,639	2,027	1,699	4,166	5,144
0260	6249	MISCELLANEOUS OPERATING SUPPLY	21,921	8,448	11,868	7,108	14,000	14,000
0260	6271	SIGN REPAIR MATERIALS	-	121	382	-	2,000	2,000
0260	6361	GENERAL LIABILITY/PROPERTY INS	1,081	572	680	697	1,500	1,800
0260	6371	ELECTRIC UTILITIES	12,261	14,511	13,265	13,275	13,000	15,000
0260	6382	MACHINERY & EQUIPMENT REPAIR	20,422	4,307	5,081	13,723	10,000	10,000
0260	6489	CONTRACTED SERVICES	300	600	1,807	1,291	2,000	2,000
0260	6580	OTHER EQUIPMENT	38,556	-				
Total Expenditure			124,516	59,904	68,686	71,628	97,442	111,706

DESCRIPTION OF SERVICES:
 The Traffic Engineering budget funds the installation and maintenance of traffic signage on, above, and/or near city streets.

BUDGET HIGHLIGHTS

- No major changes. Staff time redistributed between streets, traffic engr & snow plowing

GOALS OF CURRENT YEAR BUDGET:

- Continue to meet FHWA guidelines for traffic signage
- Replace damaged or defective signs within 48 hours
- Bring signage up to current standards on all reconstruct and overlay projects
- Continue to support Engineering and Community Development departments with traffic issues

Performance Measurements:						
	2018 Estimate	2019 Actual	2020 Projected	2021 Projected	2022 Projected	2023 Projected
Total Hours	610	539	610			
Number of Traffic Signs in System	2390	2390	2390			
Number of Traffic Counts Performed	15	15	15			

FUND GENERAL

DEPARTMENT: ANIMAL CONTROL
 FUNCTION: PUBLIC SAFETY

Business Unit	Object Account	Description	2018 Actual	2019 Actual	2020 Actual	2021 Actual	2022 Adopted Budget	2023 Requested Budget
0270	6249	MISCELLANEOUS OPERATING SUPPLY	176	136	678	411	750	750
0270	6281	SMALL TOOLS & MINOR EQUIPMENT	-	375			500	500
0270	6489	OTHER CONTRACTED SERVICES	4,205	3,825	315	332	2,000	5,000
Total Expenditure			4,381	4,336	993	743	3,250	6,250

DESCRIPTION OF SERVICES:
 This fund covers expenditures related to animal control. Ramsey PD provides animal containment services and incurs expenses for boarding animals at Anoka PD.

BUDGET HIGHLIGHTS

- Increase due to no longer contracting service with NMACC. Services now provided in-house/Anoka PD

GOALS OF CURRENT YEAR BUDGET:
 Provide animal containment services to residents

Performance Measurements:						
	2018 Actual	2019 Actual	2020 Actual	2021 Projected	2022 Projected	2023 Projected
Animal Complaints	456	375	539	390	390	390
Number of Animals Impounded	70	33	53	45	45	45
Number of Animals Released to Owners	59	26	47	45	45	45
Number of Euthanizations	0	0	0	0	0	0

Business Unit	Object Account	Description	2018 Actual	2019 Actual	2020 Actual	2021 Actual	2022 Adopted Budget	2023 Requested Budget
0280	6204	STATIONERY, ENVELOPES & FORMS	-	293	233	361	500	500
0280	6206	FILM, MICROFILM, TAPES, DISKS	-	883	-	-	300	300
0280	6241	COMMUNITY POLICING SUPPLIES	4,880	7,750	10,310	9,190	9,000	10,000
0280	6281	SMALL TOOLS & MINOR EQUIPMENT	56	88	199	-	100	100
0280	6291	CULVERTS, SIGNS, STREET SUPPLY	-	505	50	-	200	200
0280	6322	POSTAGE	1	-	-	1	50	50
0280	6323	CELLULAR PHONES	-	1,018	1,018	1,118	-	-
0280	6331	TRAVEL & LODGING	500	413	138	-	1,300	1,500
0280	6335	TRAINING	870	655	-	1,655	1,100	1,300
0280	6361	GENERAL LIABILITY/PROPERTY INS	100	101	131	88	200	250
0280	6415	OTHER EQUIPMENT RENTAL	1,127	-	-	-	125	125
0280	6451	MEMBERSHIP DUES	530	933	427	446	1,500	1,500
0280	6471	BOOKS & PAMPHLETS	2,925	251	585	257	300	300
Total Expenditure			10,990	12,888	13,092	13,115	14,675	16,125

DESCRIPTION OF SERVICES:
 The Community Orientating Policing funds expenditures related to community programs such as: Kids Safety Camp, Car Seat Inspections, Night to Unite, Pet Clinics, Bike Helmet Fitting and Sale, Police Explorers, and Drug Take Back Program

BUDGET HIGHLIGHTS

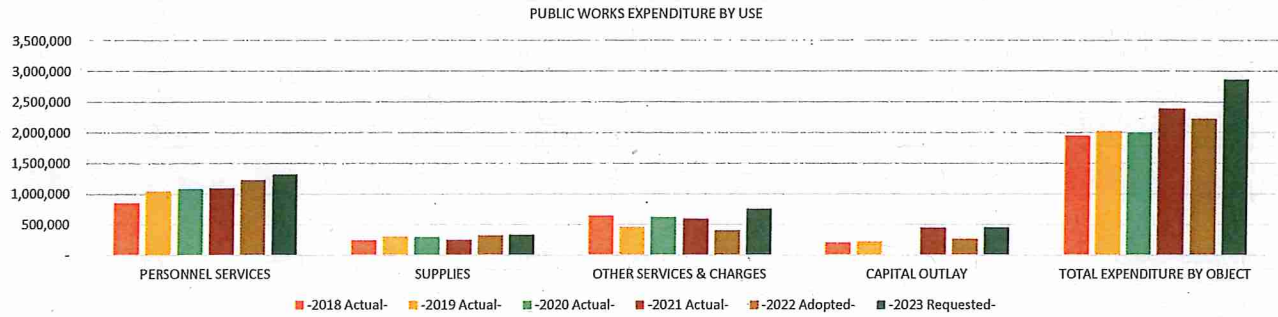
- No Major Changes

GOALS OF CURRENT YEAR BUDGET:
 Increase participation in community based programs

Performance Measurements:						
	2018 Actual	2019 Actual	2020 Actual	2021 Actual	2022 Projected	2023 Projected
# of participants attending Kids Safety Camp	125	144	0	0	145	145
# of car seat inspections	50	29	9	15	30	30
Night to Unite - # of Parties	45	48	26	50	48	48
# of participants at Kids Summer Safety Series				139	150	150

PUBLIC WORKS 301-312

EXPENDITURE BY OBJECT SUMMARY	-2018 Actual-	-2019 Actual-	-2020 Actual-	-2021 Actual-	-2022 Adopted-	-2023 Requested-
PERSONNEL SERVICES	851,970	1,047,527	1,091,120	1,096,459	1,233,089	1,327,794
SUPPLIES	241,961	301,182	297,565	247,499	322,000	335,000
OTHER SERVICES & CHARGES	649,658	460,263	620,510	598,537	408,610	756,120
CAPITAL OUTLAY	211,093	219,480	-	450,964	265,800	452,657
TOTAL EXPENDITURE BY OBJECT	1,954,681	2,028,451	2,009,196	2,393,459	2,229,499	2,871,571



LINE ITEM DETAIL BY COST CENTER OR SUB-FUNCTION

PUBLIC WORKS

301-312

EXPENDITURE BY OBJECT RECAP ALL SUB-FUNCTIONS		-2018 Actual-	-2019 Actual-	-2020 Actual-	-2021 Actual-	-2022 Adopted-	-2023 Requested-
PERSONNEL SERVICES							
WAGES AND SALARIES							
6102	F.T. REGULAR-WAGES & SALARIES	594,983	697,857	742,654	735,374	830,737	882,308
6103	FULL TIME-REGULAR-OVERTIME	22,650	38,755	36,306	38,417	24,000	32,000
6105	TEMPORARY-WAGES & SALARIES	19,178	28,718	23,232	24,632	53,175	61,255
6106	OVERTIME-TEMPORARY	1,404	926	259	878	-	-
TOTAL WAGES AND SALARIES		638,215	766,256	802,452	799,301	907,912	975,563
OTHER GROSS EARNINGS							
6108	SEVERANCE PAY	3,678	8,173	-	4,555	-	-
TOTAL OTHER GROSS EARNINGS		3,678	8,173	-	4,555	-	-
EMPLOYER CONTRIBUTIONS							
6121	PERA CONTRIBUTIONS	43,216	53,931	52,794	57,508	66,445	71,069
6122	FICA/MEDICARE CONTRIBUTIONS	47,778	58,394	57,007	58,852	71,209	76,575
6131	GROUP INSURANCE	87,178	120,893	135,034	140,084	135,392	149,735
6133	WORKERS COMP INSURANCE PREMIUM	31,905	39,881	43,834	36,159	52,131	54,852
TOTAL EMPLOYER CONTRIBUTIONS		210,077	273,098	288,669	292,604	325,177	352,231
Total PERSONNEL SERVICES		851,970	1,047,527	1,091,120	1,096,459	1,233,089	1,327,794
SUPPLIES							
OFFICE SUPPLIES							
6205	DRAFTING SUPPLIES	-	-	-	-	-	-
6208	MISCELLANEOUS OFFICE SUPPLIES	1,803	3,377	1,010	1,096	1,200	1,100
TOTAL OFFICE SUPPLIES		1,803	3,377	1,010	1,096	1,200	1,100
OPERATING SUPPLIES							
6221	CLEANING SUPPLIES	-	-	-	-	-	-
6223	GASOLINE	13,235	13,344	17,893	17,420	14,000	30,500
6225	DIESEL FUEL	34,393	48,516	34,544	32,384	43,000	50,000
6227	LUBRICANTS & ADDITIVES	3,072	5,296	3,553	6,269	4,500	5,000
6229	SHOP MATERIALS	2,588	922	2,720	1,692	2,700	2,800
6231	UNIFORMS & TURN-OUT GEAR	4,582	5,176	3,825	6,315	4,800	5,500
6249	MISCELLANEOUS OPERATING SUPPLY	6,769	9,669	9,794	7,331	9,000	9,500
TOTAL OPERATING SUPPLIES		64,639	82,923	72,328	71,411	78,000	103,300
REPAIR AND MAINTENANCE SUPPLIES							
6257	OTHER VEHICLE PARTS	63,272	66,918	85,883	52,237	66,500	71,200
6259	BUILDING MAINT/REPAIR SUPPLIES	667	2,382	1,677	563	2,500	2,500
6261	SAND & GRAVEL	2,355	4,726	2,907	-	4,000	4,400
6263	SALT	72,544	97,334	92,362	68,800	112,000	77,000
6265	ASPHALT	11,129	14,235	22,316	32,491	24,000	32,500
6267	OTHER STREET MAINTENANCE SUPPL	4,279	7,353	4,798	5,303	5,800	13,100
6269	LANDSCAPE MATERIALS	5,929	5,675	1,520	1,174	7,500	7,500
6275	OTHER EQUIPMENT PARTS	-	-	-	-	-	-
TOTAL REPAIR AND MAINTENANCE SUPPLIES		160,176	198,622	211,463	160,568	222,300	208,200
SMALL TOOLS AND MINOR EQUIPMENT							
6281	SMALL TOOLS & MINOR EQUIPMENT	15,343	16,261	12,764	14,424	20,500	22,400
TOTAL SMALL TOOLS AND MINOR EQUIPMENT		15,343	16,261	12,764	14,424	20,500	22,400
Total SUPPLIES		241,961	301,182	297,565	247,499	322,000	335,000

OTHER SERVICES & CHARGES							
PROFESSIONAL SERVICES							
6315	MISCELLANEOUS PROFESSIONAL SER	21,585	28,986	21,794	28,146	24,500	27,000
TOTAL PROFESSIONAL SERVICES		21,585	28,986	21,794	28,146	24,500	27,000
COMMUNICATION							
6321	TELEPHONE	2,182	2,337	2,394	2,211	-	-
6322	POSTAGE	1,221	2,328	531	40	1,200	2,200
6323	CELLULAR PHONES	6,662	6,427	5,653	5,816	-	-
TOTAL COMMUNICATION		10,065	11,092	8,578	8,067	1,200	2,200
EMPLOYEE REIMBURSEMENTS							
6331	TRAVEL & LODGING	145	72	92	-	-	150
6335	TRAINING	8,236	7,726	4,821	6,623	8,650	7,345
TOTAL EMPLOYEE REIMBURSEMENTS		8,380	7,798	4,913	6,623	8,650	7,495
INSURANCE							
6361	GENERAL LIABILITY/PROPERTY INS	22,473	25,244	21,831	26,966	32,000	36,000
TOTAL INSURANCE		22,473	25,244	21,831	26,966	32,000	36,000
UTILITIES							
6371	ELECTRIC UTILITIES	7,422	7,555	7,382	8,153	39,000	15,000
6372	WATER/IRRIGATION	2,677	2,656	7,034	7,020	4,000	7,000
6373	GAS	5,304	5,240	4,690	6,001	25,000	15,000
6374	REFUSE/RECYCLING	3,912	2,167	2,353	3,611	2,800	3,400
TOTAL UTILITIES		19,317	17,618	21,458	24,785	70,800	40,400
REPAIRS AND MAINTENANCE - LABOR							
6381	BUILDING & STRUCTURE REPAIR	2,102	3,393	3,645	1,248	3,200	3,200
6382	MACHINERY & EQUIPMENT REPAIR	6,704	4,820	-	4,944	5,000	5,000
6387	TIRE MOUNTING & BALANCING	278	160	300	255	400	400
6388	OTHER VEHICLE REPAIR	19,809	23,444	15,523	15,242	20,000	25,000
TOTAL REPAIRS AND MAINTENANCE - LABOR		28,894	31,817	19,468	21,689	28,600	33,600
REPAIRS AND MAINTENANCE - CONTRACTS							
6404	MACHINERY & EQUIPMENT	1,221	1,332	1,332	1,221	1,500	-
6405	OFFICE & DATA PROCESSING EQUIP	-	-	968	-	8,895	-
TOTAL REPAIRS AND MAINTENANCE - CONTRACTS		1,221	1,332	2,300	1,221	10,395	-
RENTALS							
6415	OTHER EQUIPMENT RENTAL	60,355	86,565	1,581	8,333	15,000	17,000
6417	UNIFORM RENTAL	1,268	1,672	1,479	1,583	400	400
TOTAL RENTALS		61,623	88,237	3,061	9,916	15,400	17,400
DUES, SUBSCRIPTIONS, AND REGISTRATION FEES							
6451	MEMBERSHIP DUES	1,484	1,084	2,279	1,017	2,065	2,025
TOTAL DUES, SUBSCRIPTIONS, AND REGISTRATION FEES		1,484	1,084	2,279	1,017	2,065	2,025
BOOKS AND PAMPHLETS							
6471	BOOKS & PAMPHLETS	35	82	-	-	-	-
TOTAL BOOKS AND PAMPHLETS		35	82	-	-	-	-
CONTRACTED SERVICES							
6488	STREET MAINTENANCE CONTRACT	467,265	237,483	500,000	462,784	200,000	575,000
6489	OTHER CONTRACTED SERVICES	7,316	9,489	14,830	7,324	15,000	15,000
TOTAL CONTRACTED SERVICES		474,582	246,971	514,830	470,108	215,000	590,000
Total OTHER SERVICES & CHARGES		649,658	460,263	620,510	598,537	408,610	756,120
CAPITAL OUTLAY							
CAPITAL OUTLAY							
6540	HEAVY MACHINERY	197,061	185,980	-	116,891	265,800	270,950
6550	MOTOR VEHICLES	-	33,500	-	62,772	-	162,852
6580	OTHER EQUIPMENT	14,032	-	-	271,302	-	18,855
TOTAL CAPITAL OUTLAY		211,093	219,480	-	450,964	265,800	452,657
Total CAPITAL OUTLAY		211,093	219,480	-	450,964	265,800	452,657
TOTAL EXPENDITURES & OTHER FINANCING		1,954,681	2,028,451	2,009,196	2,393,459	2,229,499	2,871,571

FUND GENERAL

DEPARTMENT: ENGINEERING
 FUNCTION: PUBLIC WORKS

Business Unit	Object Account	Description	2018 Actual	2019 Actual	2020 Actual	2021 Actual	2022 Adopted Budget	2023 Requested Budget
0301	6102	F.T. REGULAR-WAGES & SALARIES	132,852	206,802	245,602	240,248	308,856	327,183
0301	6103	FULL TIME-REGULAR-OVERTIME	6,020	9,788	17,702	20,287	12,000	20,000
0301	6104	PART TIME-WAGES & SALARIES	12,784	-	-	-	-	-
0301	6105	TEMPORARY-WAGES & SALARIES	10,046	11,915	11,110	14,550	31,200	33,280
0301	6106	OVERTIME-TEMPORARY	1,404	926	259	878	-	-
0301	6108	SEVERANCE PAY	-	18,602	-	-	-	-
0301	6121	PERA CONTRIBUTIONS	7,989	15,192	19,434	19,411	26,404	28,535
0301	6122	FICA/MEDICARE CONTRIBUTIONS	11,695	17,825	18,924	19,849	26,932	29,106
0301	6131	GROUP INSURANCE	19,753	36,693	41,855	42,747	44,225	54,684
0301	6133	WORKERS COMP INSURANCE PREMIUM	687	1,180	1,445	1,198	2,811	3,367
0301	6205	DRAFTING SUPPLIES	-	-	-	-	-	-
0301	6208	MISCELLANEOUS OFFICE SUPPLIES	1,706	2,755	734	795	800	700
0301	6223	GASOLINE	3,540	3,917	3,677	4,789	4,000	7,000
0301	6231	UNIFORMS & TURN-OUT GEAR	1,711	2,156	1,327	1,170	1,800	1,500
0301	6249	MISCELLANEOUS OPERATING SUPPLY	98	841	2,255	-	1,000	-
0301	6257	OTHER VEHICLE PARTS	1,436	893	1,122	2,108	1,500	1,200
0301	6281	SMALL TOOLS & MINOR EQUIPMENT	144	218	86	-	500	400
0301	6315	MISCELLANEOUS PROFESSIONAL SER	4,730	967	4,139	197	2,500	5,000
0301	6321	TELEPHONE	1,140	1,285	1,334	1,239	-	-
0301	6322	POSTAGE	980	2,298	460	7	1,000	2,000
0301	6323	CELLULAR PHONES	3,268	2,660	2,589	3,427	-	-
0301	6331	TRAVEL & LODGING	145	72	92	-	-	150
0301	6335	TRAINING	3,148	4,090	2,112	3,699	4,550	3,245
0301	6361	GENERAL LIABILITY/PROPERTY INS	2,593	4,415	4,799	4,131	7,000	7,000
0301	6405	OFFICE & DATA PROCESSING EQUIP	-	-	968	-	8,895	-
0301	6451	MEMBERSHIP DUES	1,239	732	1,919	748	1,665	1,625
0301	6471	BOOKS & PAMPHLETS	35	82	-	-	-	-
0301	6550	MOTOR VEHICLES	-	33,500	-	-	-	29,000
Total Expenditure			229,140	379,804	383,947	381,476	487,638	554,975

PERSONNEL COMPLEMENT

PW Director/City Engineer	-	-	-	-	-	-	1.00
City Engineer	1.00	1.00	1.00	1.00	1.00	1.00	-
Assistant City Engineer	-	-	-	-	-	0.50	1.00
Engineering Tech IV	1.00	0.50	1.00	1.00	1.00	1.00	-
Engineering Tech II	1.00	1.00	1.00	1.00	1.00	1.00	1.00
Engineering Tech III	1.00	1.00	-	-	-	-	1.00
Senior Engineering Technician	-	-	-	-	-	-	1.00
Civil Engineer IV	1.00	1.00	1.00	1.00	1.00	1.00	1.00
Civil Engineer II	-	-	1.00	1.00	1.00	0.50	0.00
Secretary (Moved to PW)	1.00	-	-	-	-	-	-
Administrative Assistant	-	0.50	1.00	1.00	1.00	1.00	1.00
Interns (2)	1.00	1.00	1.00	1.00	1.00	1.00	1.00
Engineering Total	7.00	6.00	7.00	7.00	7.00	7.00	8.00

DESCRIPTION OF SERVICES:

The Engineering budget covers engineering functions not charged to specific projects. The City Engineer oversees all engineering including working with the Minnesota Department of Transportation, Anoka County, other cities and regulating agencies, maintaining mapping and GIS data, managing stormwater runoff, responding to citizen and staff requests, and general engineering functions.

BUDGET HIGHLIGHTS

- Full-Time Engineering Tech II - \$82,715 - \$24,736 Utility Funded = \$57,979
- Reclass Engineering Tech II to Engineering Tech III - \$4,027
- \$29,000 capital request to replace 2006 Impala used by engineering office staff.
- Reclasses in Engr Dept due to PW Superintendent retiring (311 dept) in 2022 not in 2022 budget

GOALS OF CURRENT YEAR BUDGET:

Ensure stable and sustainable funding exists for the Pavement Management Program.
 Research external funding opportunities for Water Treatment Plant improvements.
 Implement improvements proposed with Anoka County CSAH 5/Nowthen Blvd. transportation corridor study.
 Conduct well siting study for new municipal well #9.
 Develop and plan for key infrastructure improvements (AUAR, utilities, transportation).
 Support implementation of the Ramsey Gateway Highway 10 improvements.
 Implement improved pavement condition rating system.
 Continue implementing approved pavement rejuvenation program to replace suspended sealcoat program.

Performance Measurements:

	2018 Actual	2019 Actual	2020 Actual	2021 Actual	2022 Projected	2023 Projected
Active Engineering Projects	12	12	12	13	14	18
Completed Engineering Projects	9	10	10	11	11	14
Infrastructure Asset Management System Upgrades	1		0	0	0	

FUND GENERAL

DEPARTMENT: STREET MAINTENANCE
 FUNCTION: PUBLIC WORKS

Business Unit	Object Account	Description	2018 Actual	2019 Actual	2020 Actual	2021 Actual	2022 Adopted Budget	2023 Requested Budget
0311	6102	F.T. REGULAR-WAGES & SALARIES	367,183	379,894	422,342	403,503	420,242	447,304
0311	6103	FULL TIME-REGULAR-OVERTIME	810	1,533	679	1,008	2,000	2,000
0311	6105	TEMPORARY-WAGES & SALARIES	2,888	9,361	9,971	5,160	13,200	19,200
0311	6108	SEVERANCE PAY	3,678	8,173		4,555		
0311	6121	PERA CONTRIBUTIONS	27,316	28,192	31,401	30,100	31,668	33,697
0311	6122	FICA/MEDICARE CONTRIBUTIONS	27,607	29,153	31,632	30,462	35,065	37,784
0311	6131	GROUP INSURANCE	67,425	84,200	93,179	97,338	91,167	95,051
0311	6133	WORKERS COMP INSURANCE PREMIUM	21,034	29,349	35,662	28,331	37,522	39,381
0311	6208	MISCELLANEOUS OFFICE SUPPLIES	97	622	276	301	400	400
0311	6221	CLEANING SUPPLIES	-	-				
0311	6223	GASOLINE	9,695	9,427	7,580	10,759	10,000	15,500
0311	6225	DIESEL FUEL	12,992	22,378	20,148	13,194	18,000	22,000
0311	6227	LUBRICANTS & ADDITIVES	3,072	5,296	3,553	6,269	4,500	5,000
0311	6229	SHOP MATERIALS	2,377	865	2,697	1,548	2,500	2,600
0311	6231	UNIFORMS & TURN-OUT GEAR	2,871	3,020	2,497	5,145	3,000	4,000
0311	6249	MISCELLANEOUS OPERATING SUPPLY	6,671	8,828	7,538	7,331	8,000	9,500
0311	6257	OTHER VEHICLE PARTS	22,718	30,149	30,188	21,869	30,000	32,000
0311	6259	BUILDING MAINT/REPAIR SUPPLIES	667	2,382	1,677	563	2,500	2,500
0311	6261	SAND & GRAVEL	-	-	-	-	1,000	1,000
0311	6265	ASPHALT	11,129	14,235	22,316	32,491	24,000	32,500
0311	6267	OTHER STREET MAINTENANCE SUPPL	418	1,577	19	1,019	2,000	2,100
0311	6269	LANDSCAPE MATERIALS	5,929	5,675	1,520	1,174	7,500	7,500
0311	6275	OTHER EQUIPMENT PARTS	-	-				
0311	6281	SMALL TOOLS & MINOR EQUIPMENT	15,199	16,043	12,678	14,424	20,000	22,000
0311	6315	MISCELLANEOUS PROFESSIONAL SER	16,855	28,019	17,655	27,948	22,000	22,000
0311	6321	TELEPHONE	1,042	1,052	1,060	973	-	-
0311	6322	POSTAGE	241	30	71	33	200	200
0311	6323	CELLULAR PHONES	3,394	3,767	3,063	2,389	-	-
0311	6335	TRAINING	5,088	3,636	2,709	2,924	4,100	4,100
0311	6361	GENERAL LIABILITY/PROPERTY INS	17,130	17,277	14,126	20,250	21,000	23,000
0311	6371	ELECTRIC UTILITIES	7,422	7,555	7,382	8,153	39,000	15,000
0311	6372	WATER/IRRIGATION	2,677	2,656	7,034	7,020	4,000	7,000
0311	6373	GAS	5,304	5,240	4,690	6,001	25,000	15,000
0311	6374	REFUSE/RECYCLING	3,912	2,167	2,353	3,611	2,800	3,400
0311	6381	BUILDING & STRUCTURE REPAIR	2,102	3,393	3,645	1,248	3,200	3,200
0311	6382	MACHINERY & EQUIPMENT REPAIR	6,704	4,820	-	4,944	5,000	5,000
0311	6387	TIRE MOUNTING & BALANCING	278	160	300	255	400	400
0311	6388	OTHER VEHICLE REPAIR	4,400	13,953	14,814	12,400	10,000	11,000
0311	6404	MACHINERY & EQUIPMENT	1,221	1,332	1,332	1,221	1,500	
0311	6415	OTHER EQUIPMENT RENTAL	60,355	86,565	1,581	8,333	15,000	17,000
0311	6417	UNIFORM RENTAL	1,268	1,672	1,479	1,583	400	400
0311	6451	MEMBERSHIP DUES	245	353	360	269	400	400
0311	6488	STREET MAINTENANCE CONTRACT	467,265	237,483	500,000	462,784	200,000	575,000
0311	6489	OTHER CONTRACTED SERVICES	7,316	9,489	14,830	7,324	15,000	15,000
0311	6540	HEAVY MACHINERY	197,061	185,980		116,891	265,800	270,950
0311	6550	MOTOR VEHICLES	37,577	-		62,772		133,852
0311	6580	OTHER EQUIPMENT	14,032			271,302		18,855
Total Expenditure			1,474,670	1,306,948	1,336,038	1,747,168	1,399,064	1,973,774

PERSONNEL COMPLEMENT

Public Works Superintendent	1.00	1.00	1.00	1.00	1.00	1.00
Secretary (Formerly under Engineering)	1.00	1.00	1.00	1.00	1.00	1.00
Mechanic	2.00	2.00	2.00	2.00	2.00	2.00
Street Supervisor	-	-	-	-	1.00	1.00
Streets Lead Worker	1.00	1.00	1.00	1.00	1.00	1.00
PW Maintenance Worker	4.00	5.00	5.00	5.00	5.00	5.00
Temporary - Streets	0.50	0.50	0.50	0.50	0.50	0.50
Street Maintenance Total	9.50	10.50	10.50	10.50	11.50	11.50

6488/6489 Other Contracted Services

Pavement Management Program Funding (Transfer to Pavement Management Fund)			260,742	300,000	-	-
Cracksealing/Rejuvenation/Spray Patching	237,483	237,483	239,258	162,784	200,000	575,000
Curb Repair/Tree Removal			-	-	15,000	15,000
	237,483	237,483	500,000	462,784	215,000	590,000

6540 - Heavy Machinery

F350 truck with plow	197,061	-	-	116,891	-	-
1-Ton Truck	37,577	-	-	-	-	-
Sidewalk Machine	-	148,292	-	-	-	-
Tractor Backhoe (\$84,000 total remainder utility funded)	-	37,688	-	-	-	-
Tandem Axle Truck with Plow	-	-	-	-	265,800	270,950
	234,638	185,980	-	116,891	265,800	270,950

6550-Motor Vehicle

1-ton truck	-	-	-	62,772	-	-
2-3/4 ton trucks with plows (1 new & 1 replacement)	-	-	-	-	-	133,852
	-	-	-	62,772	-	133,852

6580 - Other Equipment

Sidewalk Machine	-	-	-	162,723	-	-
Snow Pusher Box for Front End Loader	-	-	-	-	-	18,855
Trailer for skidsteer	-	-	-	15,102	-	-
Toolcat	-	-	-	36,105	-	-
Skidsteer	-	-	-	57,372	-	-
ATV Athletic Field Maintenance Machine	14,032	14,032	-	-	-	-
	14,032	14,032	-	271,302	-	18,855

DESCRIPTION OF SERVICES:

The Street Maintenance Department is responsible for maintaining city streets, sidewalks, traffic signs, boulevards, ROW mowing and the storm water collection system.

BUDGET HIGHLIGHTS

- Additional street maintenance worker added in 2022, not included in 2022 budget - \$74,310 - 2023 exp
- (Coded under departments, 260, 311, 312)
- PW Superintendent position not refilled
- City Engr/PW Direction Salary %
- Additional Spray Patching - 2 Year Funding from ARPA Funds - \$375,000 Each Year
- New Snow Pusher Box for Front-end loader - \$18,855
- New 3/4 ton pick-up with plow equipment - \$58,542
- Replace 3/4 pickup with dump & plow - \$75,310
- Replace tandem dump with plow - \$270,950

GOALS OF CURRENT YEAR BUDGET:

- Maintain and improve city's rating of 7.0 average of road condition
- Increase use of contracted services on pothole repair (velocity patching)
- Increase preventative maintenance to prolong the life of our public streets
- Maintain our city vehicles and equipment to the highest level possible

Performance Measurements:

	2018 Actual	2019 Actual	2020 Actual	2021 Actual	2022 Projected	2023 Projected
Crack filling (miles)	7.95	21.5	7	20.88	10.37	15
Sealcoating (miles)	7.5	0	0	0	0	0
Asphalt patching (tons)	150	532	500			

Business Unit	Object Account	Description	2018 Actual	2019 Actual	2020 Actual	2021 Actual	2022 Adopted Budget	2023 Requested Budget
0312	6102	F.T. REGULAR-WAGES & SALARIES	94,947	111,161	74,710	91,623	101,639	107,821
0312	6103	FULL TIME-REGULAR-OVERTIME	15,820	27,433	17,925	17,122	10,000	10,000
0312	6105	TEMPORARY-WAGES & SALARIES	6,244	7,443	2,151	4,922	8,775	8,775
0312	6121	PERA CONTRIBUTIONS	7,911	10,547	1,959	7,997	8,373	8,837
0312	6122	FICA/MEDICARE CONTRIBUTIONS	8,476	11,416	6,451	8,541	9,212	9,685
0312	6133	WORKERS COMP INSURANCE PREMIUM	10,184	9,353	6,726	6,629	11,798	12,104
0312	6223	GASOLINE	-	-	6,636	1,873	-	8,000
0312	6225	DIESEL FUEL	21,401	26,138	14,396	19,191	25,000	28,000
0312	6229	SHOP MATERIALS	211	57	24	144	200	200
0312	6251	BATTERIES	-	-	-	-	-	-
0312	6257	OTHER VEHICLE PARTS	39,117	35,875	54,572	28,260	35,000	38,000
0312	6261	SAND & GRAVEL	2,355	4,726	2,907	-	3,000	3,400
0312	6263	SALT	72,544	97,334	92,362	68,800	112,000	77,000
0312	6267	OTHER STREET MAINTENANCE SUPPL	3,861	5,777	4,779	4,284	3,800	11,000
0312	6361	GENERAL LIABILITY/PROPERTY INS	2,750	3,553	2,906	2,586	4,000	6,000
0312	6388	OTHER VEHICLE REPAIR	15,410	9,491	709	2,842	10,000	14,000
0312	6489	OTHER CONTRACTED SERVICES	-	-	-	-	-	-
Total Expenditure			301,233	360,301	289,211	264,815	342,797	342,822

DESCRIPTION OF SERVICES:

The Snow and Ice Removal budget provides for snow removal and for ice control on city streets, parking lots, and pathways.

BUDGET HIGHLIGHTS

- Staff time redistributed between streets, traffic engr & snow plowing
- Salt Quantity needed reduced due to reduced # of minor snow events - \$35,000 decrease

GOALS OF CURRENT YEAR BUDGET:

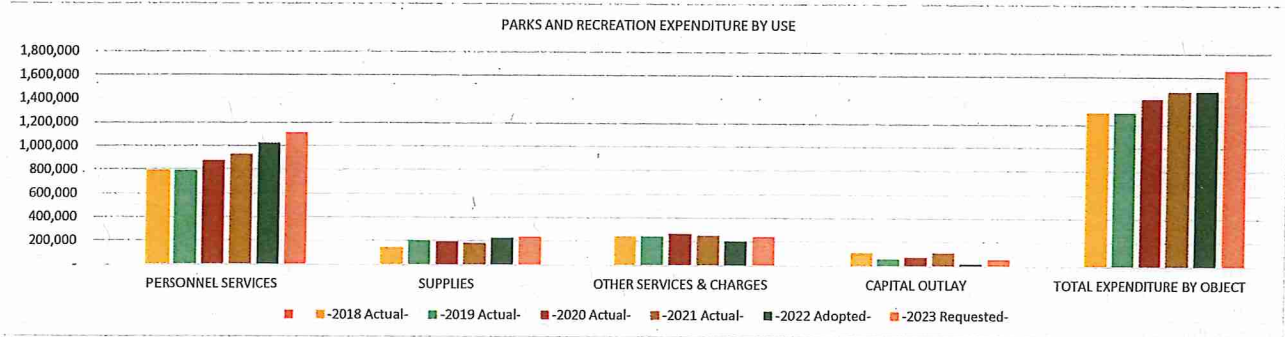
Clearing of parking ramp utilizing PW Staff (full time, temp on call, & seasonal staff) See PUMA Budget
 Continue to monitor and reduce salt usage
 Continue to complete citywide plowing in 8 hours or less
 Upgrade weather service to MDSS (maintenance decision support software)
 Equip cul-de-sac trucks and sidewalk plowing equipment with AVL to track snow removal operations

Performance Measurements:	2018 Actual	2019 Actual	2020 Actual	2021 Projected	2022 Projected	2023 Projected
Miles of Streets Plowed	175	181.8	181.8			
Cul-de-sacs	275	283	283			
Salt/Sand Purchased (tons)	1200	1200	1200			
Snow Removal Hours	4110	5161	3090			
Full Scale Plowing Events	17.00	9.00	9.00			

PARKS AND RECREATION

452-455

EXPENDITURE BY OBJECT SUMMARY	-2018 Actual-	-2019 Actual-	-2020 Actual-	-2021 Actual-	-2022 Adopted-	-2023 Requested-
PERSONNEL SERVICES	795,948	791,294	878,027	929,874	1,026,225	1,116,936
SUPPLIES	148,244	207,079	198,379	186,228	229,800	240,800
OTHER SERVICES & CHARGES	245,907	244,126	266,854	253,330	208,800	244,700
CAPITAL OUTLAY	112,448	60,911	75,610	112,370	19,000	59,100
TOTAL EXPENDITURE BY OBJECT	1,302,547	1,303,410	1,418,871	1,481,802	1,483,825	1,661,536



LINE ITEM DETAIL BY COST CENTER OR SUB-FUNCTION

PARKS AND RECREATION 452-455

EXPENDITURE BY OBJECT RECAP ALL SUB-FUNCTIONS	-2018 Actual-	-2019 Actual-	-2020 Actual-	-2021 Actual-	-2022 Adopted-	-2023 Requested-
PERSONNEL SERVICES						
WAGES AND SALARIES						
6102 F.T. REGULAR-WAGES & SALARIES	531,530	516,077	572,067	618,528	638,456	722,231
6103 FULL TIME-REGULAR-OVERTIME	1,124	4,308	494	1,837	1,000	1,000
6105 TEMPORARY-WAGES & SALARIES	79,978	89,070	99,094	85,592	115,792	94,107
TOTAL WAGES AND SALARIES	612,632	609,455	671,654	705,957	755,248	817,338
EMPLOYER CONTRIBUTIONS						
6121 PERA CONTRIBUTIONS	40,833	40,860	45,806	48,065	50,827	54,699
6122 FICA/MEDICARE CONTRIBUTIONS	46,849	46,762	50,846	53,916	57,776	62,526
6131 GROUP INSURANCE	68,971	68,662	78,670	94,527	116,301	127,027
6133 WORKERS COMP INSURANCE PREMIUM	26,663	25,555	31,051	27,409	46,073	55,346
TOTAL EMPLOYER CONTRIBUTIONS	183,316	181,839	206,373	223,916	270,977	299,598
Total PERSONNEL SERVICES	795,948	791,294	878,027	929,874	1,026,225	1,116,936
SUPPLIES						
OFFICE SUPPLIES						
6208 MISCELLANEOUS OFFICE SUPPLIES	501	1,441	348	501	600	600
TOTAL OFFICE SUPPLIES	501	1,441	348	501	600	600
OPERATING SUPPLIES						
6223 GASOLINE	18,633	19,107	15,140	19,559	19,000	28,000
6225 DIESEL FUEL	5,237	4,500	265	3,238	5,000	12,000
6229 SHOP MATERIALS	773	654	523	939	1,000	1,000
6231 UNIFORMS & TURN-OUT GEAR	4,287	3,888	3,412	4,882	4,200	4,200
6249 MISCELLANEOUS OPERATING SUPPLY	22,014	35,821	32,775	30,380	33,000	33,000
TOTAL OPERATING SUPPLIES	50,943	63,970	52,116	58,998	62,200	78,200
REPAIR AND MAINTENANCE SUPPLIES						
6257 OTHER VEHICLE PARTS	15,348	17,698	15,975	7,020	17,000	17,000
6265 ASPHALT	41,931	93,441	97,967	101,594	105,000	110,000
6269 LANDSCAPE MATERIALS	22,531	19,297	16,785	11,449	25,000	20,000
6268 IRRIGATION SUPPLIES	15,111	9,317	13,000	6,025	15,000	10,000
TOTAL REPAIR AND MAINTENANCE SUPPLIES	94,921	139,753	143,727	126,088	162,000	157,000
SMALL TOOLS AND MINOR EQUIPMENT						
6281 SMALL TOOLS & MINOR EQUIPMENT	1,878	1,915	2,189	641	5,000	5,000
TOTAL SMALL TOOLS AND MINOR EQUIPMENT	1,878	1,915	2,189	641	5,000	5,000
Total SUPPLIES	148,244	207,079	198,379	186,228	229,800	240,800

OTHER SERVICES & CHARGES							
PROFESSIONAL SERVICES							
6315	MISCELLANEOUS PROFESSIONAL SER	55,401	31,522	33,468	30,717	33,000	33,000
TOTAL PROFESSIONAL SERVICES		55,401	31,522	33,468	30,717	33,000	33,000
COMMUNICATION							
6321	TELEPHONE	784	784	155	-	-	-
6322	POSTAGE	194	79	90	54	100	100
6323	CELLULAR PHONES	4,325	4,590	3,149	3,171	-	-
TOTAL COMMUNICATION		5,303	5,453	3,394	3,225	100	100
EMPLOYEE REIMBURSEMENTS							
6331	TRAVEL & LODGING	-	-	-	-	-	-
6334	MILEAGE REIMBURSEMENT	-	-	-	-	-	-
6335	TRAINING	528	2,914	2,714	453	2,500	2,500
TOTAL EMPLOYEE REIMBURSEMENTS		528	2,914	2,714	453	2,500	2,500
ADVERTISING AND PUBLISHING							
6352	GENERAL NOTICE & PUBLIC INFOR	-	-	-	-	-	-
TOTAL ADVERTISING AND PUBLISHING		-	-	-	-	-	-
INSURANCE							
6361	GENERAL LIABILITY/PROPERTY INS	14,308	15,364	17,404	17,104	20,000	22,000
TOTAL INSURANCE		14,308	15,364	17,404	17,104	20,000	22,000
UTILITIES							
6371	ELECTRIC UTILITIES	24,672	22,301	24,032	30,992	20,000	35,000
6372	WATER/IRRIGATION	9,060	6,095	7,444	11,167	10,000	12,000
6373	GAS	3,902	3,514	3,421	7,073	4,000	14,000
6374	REFUSE/RECYCLING	3,812	4,739	3,857	5,428	3,900	800
TOTAL UTILITIES		41,445	36,648	38,753	54,660	37,900	61,800
REPAIRS AND MAINTENANCE - LABOR							
6381	BUILDING & STRUCTURE REPAIR	19,176	8,793	14,100	14,346	10,000	10,000
6382	MACHINERY & EQUIPMENT REPAIR	3,612	12,601	10,031	543	7,000	7,000
6388	OTHER VEHICLE REPAIR	4,470	6,429	1,226	3,177	5,000	5,000
TOTAL REPAIRS AND MAINTENANCE - LABOR		27,259	27,823	25,357	18,066	22,000	22,000
RENTALS							
6415	OTHER EQUIPMENT RENTAL	1,515	1,568	1,489	777	2,000	2,000
6416	MACHINERY RENTAL	-	275	-	-	300	300
6417	UNIFORM RENTAL	263	276	231	258	400	400
TOTAL RENTALS		1,777	2,119	1,719	1,036	2,700	2,700
DUES, SUBSCRIPTIONS, AND REGISTRATION FEES							
6451	MEMBERSHIP DUES	280	300	420	300	600	600
TOTAL DUES, SUBSCRIPTIONS, AND REGISTRATION FEES		280	300	420	300	600	600
CONTRACTED SERVICES							
6489	OTHER CONTRACTED SERVICES	99,607	121,982	143,625	127,769	90,000	100,000
TOTAL CONTRACTED SERVICES		99,607	121,982	143,625	127,769	90,000	100,000
Total OTHER SERVICES & CHARGES		245,907	244,126	266,854	253,330	208,800	244,700
CAPITAL OUTLAY							
CAPITAL OUTLAY							
6540	HEAVY MACHINERY	23,362	-	42,861	-	-	-
6550	VEHICLES	-	-	-	-	-	59,100
6580	OTHER EQUIPMENT	17,298	60,911	32,749	112,370	19,000	-
TOTAL CAPITAL OUTLAY		40,660	60,911	75,610	112,370	19,000	59,100
Total CAPITAL OUTLAY		40,660	60,911	75,610	112,370	19,000	59,100
TOTAL EXPENDITURES & OTHER FINANCING		1,230,759	1,303,410	1,418,871	1,481,802	1,483,825	1,661,536

FUND GENERAL

DEPARTMENT: **PARK & RECREATION**
 FUNCTION: **PARKS AND RECREATION**

Business Unit	Object Account	Description	2018 Actual	2019 Actual	2020 Actual	2021 Actual	2022 Adopted Budget	2023 Requested Budget
0452	6102	F.T. REGULAR-WAGES & SALARIES	531,530	516,077	572,067	618,528	638,456	722,231
0452	6103	FULL TIME-REGULAR-OVERTIME	1,124	4,308	494	1,837	1,000	1,000
0452	6104	PART TIME-WAGES & SALARIES	1,550	23,517	30,275	17,113	31,645	
0452	6105	TEMPORARY-WAGES & SALARIES	78,428	65,553	68,819	68,479	84,147	94,107
0452	6121	PERA CONTRIBUTIONS	40,833	40,860	45,806	48,065	50,827	54,699
0452	6122	FICA/MEDICARE CONTRIBUTIONS	46,849	46,762	50,846	53,916	57,776	62,526
0452	6131	GROUP INSURANCE	68,971	68,662	78,670	94,527	116,301	127,027
0452	6133	WORKERS COMP INSURANCE PREMIUM	26,663	25,555	31,051	27,409	46,073	55,346
0452	6208	MISCELLANEOUS OFFICE SUPPLIES	501	1,441	348	501	600	600
0452	6223	GASOLINE	18,633	19,107	15,140	19,559	19,000	28,000
0452	6225	DIESEL FUEL	5,237	4,500	265	3,238	5,000	12,000
0452	6229	SHOP MATERIALS	773	654	523	939	1,000	1,000
0452	6231	UNIFORMS & TURN-OUT GEAR	4,287	3,888	3,412	4,882	4,200	4,200
0452	6249	MISCELLANEOUS OPERATING SUPPLY	22,014	35,821	32,775	30,380	33,000	33,000
0452	6257	OTHER VEHICLE PARTS	15,348	17,698	15,975	7,020	17,000	17,000
0452	6265	ASPHALT	41,931	93,441	97,967	101,594	105,000	110,000
0452	6268	IRRIGATION SUPPLIES	15,111	9,317	13,000	6,025	15,000	10,000
0452	6269	LANDSCAPE MATERIALS	22,531	19,297	16,785	11,449	25,000	20,000
0452	6281	SMALL TOOLS & MINOR EQUIPMENT	1,878	1,915	2,189	641	5,000	5,000
0452	6315	MISCELLANEOUS PROFESSIONAL SER	55,401	31,522	33,468	30,717	33,000	33,000
0452	6321	TELEPHONE	784	784	155	-	-	-
0452	6322	POSTAGE	194	79	90	54	100	100
0452	6323	CELLULAR PHONES	4,325	4,590	3,149	3,171	-	-
0452	6335	TRAINING	528	2,914	2,714	453	2,500	2,500
0452	6361	GENERAL LIABILITY/PROPERTY INS	14,308	15,364	17,404	17,104	20,000	22,000
0452	6371	ELECTRIC UTILITIES	24,672	22,301	24,032	30,992	20,000	35,000
0452	6372	WATER/IRRIGATION	9,060	6,095	7,444	11,167	10,000	12,000
0452	6373	GAS	3,902	3,514	3,421	7,073	4,000	14,000
0452	6374	REFUSE/RECYCLING	3,812	4,739	3,857	5,428	3,900	800
0452	6381	BUILDING & STRUCTURE REPAIR	19,176	8,793	14,100	14,346	10,000	10,000
0452	6382	MACHINERY & EQUIPMENT REPAIR	3,612	12,601	10,031	543	7,000	7,000
0452	6388	OTHER VEHICLE REPAIR	4,470	6,429	1,226	3,177	5,000	5,000
0452	6415	OTHER EQUIPMENT RENTAL	1,515	1,568	1,489	777	2,000	2,000
0452	6416	MACHINERY RENTAL	-	275	-	-	300	300
0452	6417	UNIFORM RENTAL	263	276	231	258	400	400
0452	6451	MEMBERSHIP DUES	280	300	420	300	600	600
0452	6489	OTHER CONTRACTED SERVICES	89,607	101,982	143,625	127,769	90,000	100,000
0452	6540	HEAVY MACHINERY	23,362	-	42,861	-	-	-
0452	6550	MOTOR VEHICLES	71,788	-	-	-	-	59,100
0452	6580	OTHER EQUIPMENT	17,298	60,911	32,749	112,370	19,000	-
Total Expenditure			1,292,547	1,283,410	1,418,871	1,481,802	1,483,825	1,661,536

PERSONNEL COMPLEMENT

Park Maintenance Worker	5.00	4.00	4.00	5.00	6.00	6.00
Utilities Maintenance Worker (Enterprise Funded)	3.00	3.00	3.00	3.00	3.00	3.00
Utilities Supervisor (Enterprise Funded)	1.00	1.00	1.00	1.00	1.00	1.00
Parks/Assistant PW Superintendent	1.00	1.00	1.00	1.00	1.00	1.00
Park Supervisor	1.00	1.00	1.00	1.00	1.00	1.00
Parks Lead Worker	-	1.00	1.00	1.00	1.00	1.00
Recreation Specialist	-	0.50	0.50	0.50	0.50	1.00
Temporary - Parks	3.62	3.62	3.62	3.62	3.62	3.62
Parks Intern	0.34	0.34	-	-	-	-
	<u>14.96</u>	<u>15.46</u>	<u>15.12</u>	<u>16.12</u>	<u>17.12</u>	<u>17.62</u>

6540/6550 Heavy Machinery

3/4 ton 4/4 Truck			42,861	-		
3/4 Ton 4/4 Truck with plow equipment	36,580	-	-	-		
1-ton truck with plow equipment	58,570	-	-	-		59,100
	<u>95,150</u>	<u>-</u>	<u>42,861</u>	<u>-</u>	<u>-</u>	<u>59,100</u>

6580 Other Equipment

ATV Athletic Field Maintenance Machine	17,298	-	-	-		
Kubota Tractor Attachment			32,749	-		
Large Area Mower			-	101,509		
Line Striper					19,000	
John Deere Mower				10,861		
3-Zero-Turn Mowers		21,338	-			
Chipper		33,800	-			
	<u>17,298</u>	<u>55,138</u>	<u>32,749</u>	<u>112,370</u>	<u>19,000</u>	<u>-</u>

DESCRIPTION OF SERVICES:

The Park and Recreation Department is responsible for the maintenance of all city parks and facilities. These parks and facilities include playgrounds, shelters, ballfields, trails, public grounds and streetscapes.

BUDGET HIGHLIGHTS

- Increase hours for Rec Specialist: 29 hours to 40 hours/week: \$21,567
- Reclass Asst PW Superintendent to Asst PW Director in 2022 but not in 2022 budget
- Replace F250 with topper with a 1-ton with plow - \$59,100
-

GOALS OF CURRENT YEAR BUDGET:

Continue new trail maintenance policy developed in 2015
 Continue to coordinate trail, sidewalk, parking lot and rink snow removal with city-wide snow plowing for
 Continue to work year-round with the athletic associations in the provision of youth recreation
 Complete a citizen survey to identify community need for recreation programming
 Following the conclusion of the 2018 comprehensive plan update and master park planning endeavor begin implementing the park and trail plan objectives
 Continue organizing a Master Park and Trail Plan, including cost estimates for the emerging future vision

Performance Measurements:

	2018 Actual	2019 Actual	2020 Actual	2021 Projected	2022 Projected	2023 Projected
Number of City Parks	23	23	23	26	26	26
Number of Athletic Fields Maintained	42	42	42	42	42	42
Number of Playgrounds Maintained	17	17	17	17	17	17
Miles of Trails Maintained	41	70	70	70	70	70
Total Acreage Mowed	150.11	150.11	150.11	150.11	150.11	150.11

FUND GENERAL

DEPARTMENT: COMMUNITY PROGRAMS
 FUNCTION: PARKS AND RECREATION

Business Unit	Object Account	Description	2018 Actual	2019 Actual	2020 Actual	2021 Actual	2022 Adopted Budget
0455	6489	OTHER CONTRACTED SERVICES	10,000	20,000			
Total Expenditure			10,000	20,000	-	-	-

6489 Other Contracted Services

Alexandra House (Gambling Funds)	-	10,000	-	-	-	-
Family Promise Donation	-	-	-	-	-	-
Ramsey Foundation - Draw Park Events (Gambling Funds)	5,000	10,000	-	-	-	-
	<u>5,000</u>	<u>20,000</u>	-	-	-	-

DESCRIPTION OF SERVICES:

The Community Programs budget provides funding for those organizations that provide programs and support to Ramsey residents in need.

BUDGET HIGHLIGHTS

- Funding For Alexandra House and Draw Park Events Funded via Gambling Fund

GOALS OF CURRENT YEAR BUDGET:

- Increase citizens knowledge of programs offered

FUND GENERAL

DEPARTMENT: EXPENDITURE RESERVE
 FUNCTION: MISCELLANEOUS/CONTINGENCY

Business Unit	Object Account	Description	2018 Actual	2019 Actual	2020 Adopted Budget	2021 Actual	2022 Adopted Budget	2023 Requested Budget
0892	6105	TEMPORARY-WAGES & SALARIES	-	-	-	-	-	-
0892	6282	EMERGENCY SUPPLIES - COVID	-	-	436,995	2,741	-	-
0892	6315	MISCELLANEOUS PROFESSIONAL SER	-	-	-	-	25,000	25,000
0892	6603	OTHER L.T. OBLIGATION PRINCIPA	61,853	61,853	61,853	61,853	-	-
0892	6820	OPERATING TRANSFERS TO OTHER F	643,832	575,817	1,376,215	409,801	106,373	106,373
Total Expenditure			705,685	637,670	1,875,063	474,396	131,373	131,373

6603/6820 Principal & Transfers								
Bury Carlson Internal Loan (PIR Fund)*			-	44,520	44,520	44,520	44,520	44,520
Municipal Center debt transfer interfund			61,853	61,853	61,853	61,853	61,853	61,853
			61,853	106,373	106,373	106,373	106,373	106,373

*Coded directly against property tax when collected

6820 Transfers to Other Funds

Excess Revenue Transfer	643,832	575,817	1,376,215	-
	643,832	575,817	1,376,215	-

DESCRIPTION OF SERVICES:

The Contingency budget is to be used for unforeseen expenditures or for anticipated expenditures of uncertain amounts.

BUDGET HIGHLIGHTS

- No Major Changes

GOALS OF CURRENT YEAR BUDGET:

Minimize unbudgeted/unallocated expenses

