

**City of Ramsey**  
**Agenda**  
**Park and Recreation Commission**  
**Thursday, November 10, 2022**  
**6:30 pm**  
**Council Chambers, 7550 Sunwood Drive NW**

1. **Call to Order**
2. **Citizen Input**
3. **Approve Agenda**
4. **Approve Minutes**
  1. Approve the following meeting minutes.
    1. Park and Recreation Commission meeting dated October 13, 2022.
5. **Commission Business**
  1. Consider the 2023 – 2032 Parks Capital Improvement Plan
  2. 2022-2023 Ice Skating Season—Periodic Warming House Closures Expected
6. **Commission/Staff Input**
  1. Commission/Staff Input
7. **Adjournment**

**Park and Recreation Commission**

**4. 1.**

**Meeting Date:** 11/10/2022

**Submitted For:** Mark Riverblood, Engineering/Public Works

**By:** MaryJo Warner, Engineering/Public Works

**Information**

**Title:**

Approve the following meeting minutes.

- 1. Park and Recreation Commission meeting dated October 13, 2022.

**Purpose/Background:**

Purpose: To review and approve meeting minutes.

Background: Attached are the meeting minutes for review.

**Notification:**

**Observations/Alternatives:**

**Funding Source:**

n/a

**Recommendation:**

To review and approve meeting minutes dated October 13, 2022.

**Action:**

Motion to approve meeting minutes dated October 13, 2022.

**Attachments**

Minutes

**Form Review**

<b>Inbox</b>	<b>Reviewed By</b>	<b>Date</b>
Mark Riverblood	MaryJo Warner	11/04/2022 03:34 PM
Bruce Westby	Bruce Westby	11/04/2022 03:45 PM
Form Started By: MaryJo Warner		Started On: 11/03/2022 01:37 PM
Final Approval Date: 11/04/2022		

**PARK AND RECREATION COMMISSION  
CITY OF RAMSEY  
ANOKA COUNTY  
STATE OF MINNESOTA**

The Ramsey Park and Recreation Commission conducted a regular meeting on October 13, 2022, at the Ramsey Municipal Center, 7550 Sunwood Drive NW, Ramsey, Minnesota.

Commission Members Present:      Vice Chair Brandon Sis  
   Commissioner Nathan Barten  
   Commissioner Jennifer Leistico  
   Commissioner Justin Loss  
   Commissioner Dean Olson  
   Commissioner Brian Walker (arrived at 7:03 p.m.)

Commission Members Absent:      Chair Shane Bennett

Also Present:                              City Council Liaison Debra Musgrove  
   Parks & Assistant Public Works Director Mark Riverblood

**1.      CALL TO ORDER**

Vice Chair Sis called the Park and Recreation Commission meeting to order at 6:30 p.m.

**2.      CITIZEN INPUT**

None.

**3.      APPROVE AGENDA**

Motion by Commissioner Leistico, seconded by Commissioner Barten, to approve the Park and Recreation Commission meeting agenda as presented.

Motion carried. Voting Yes: Vice Chair Sis; Commissioners Leistico, Barten, Loss, and Olson. Voting No: None. Absent: Chair Bennett and Commissioner Walker.

**4.      APPROVE MINUTES**

**4.01:   Approve Park and Recreation Commission Meeting Minutes**

Motion by Commissioner Barten, seconded by Commissioner Olson, to approve the following Park and Recreation Commission Regular Meeting Minutes:

- Park and Recreation Commission Meeting dated September 8, 2022

Motion carried. Voting Yes: Commissioners Barten, Olson, and Leistico. Voting No: None. Abstain: Vice Chair Sis and Commissioner Loss. Absent: Chair Bennett and Commissioner Walker.

## **5. COMMISSION BUSINESS**

### **5.01: Recommend 2023 Park Development Fees**

Parks & Assistant Public Works Director Riverblood stated that each year the Commission makes a recommendation to the City Council related to Park Dedication and Trail Fees. He noted that in 2021 the Commission recommended a modest increase for both Park Dedication and Trail Fees to be implemented in 2022 but because that discussion spanned two months it overlapped the Council discussion and was not implemented. He stated that at this time the Commission is asked to make a recommendation for those fees that would be implemented in 2023.

Commissioner Walker arrived.

Vice Chair Sis asked and received confirmation that these fees apply to new development. He stated that because the previous recommendation was not implemented, the Commission could make that same recommendation from the previous year.

Parks & Assistant Public Works Director Riverblood commented that additional information was included in the packet providing comparison rates from other communities.

Commissioner Walker asked if a development has been approved and then rates are raised, would the new fees apply to the phases of that development that have not yet begun.

Parks & Assistant Public Works Director Riverblood confirmed that most residential subdivisions have a number of phases within. He stated that the fees are solidified in final plat, so the fees would be determined upon the time of final platting.

Commissioner Walker commented that Ramsey cannot make more land to develop, therefore there is only so much land to develop and so much revenue that can be generated through development. He stated that he would support raising the fees even more than recommended for the previous year. He hoped that Councilmember Musgrove could communicate his thoughts to the City Council. He stated that the City must capture the funds it can now in order to support funding for parks.

Commissioner Leistico agreed with the sentiment of Commissioner Walker but expressed concern with recommending a higher amount because that could be rejected by the Council as the previous recommendation was not accepted.

Vice Chair Sis asked for input on the reason the Council did not accept the recommendation for the fees last year.

Councilmember Musgrove commented that she did not recall the discussion. She stated that the Council did raise some fees where it felt appropriate. She referenced the concern related to limited land for development and the need to capture funds now. She stated that the money raised through Park Dedication cannot be used in existing parks and therefore asked where the additional funds would be used.

Parks & Assistant Public Works Director Riverblood commented that the discussion of the Commission last year overlapped the discussion of the Council and therefore it was an issue of timing as the recommendation from the Commission came in the night before the first reading of the fees by the Council. He explained that there needs to be a nexus between the fees and the need. He commented that within the CIP there are millions of dollars of projects, therefore there is a demonstrable need.

Vice Chair Sis stated that he would also recommend an increase beyond what was previously recommended because of the increasing cost of materials to build out park spaces and features. He stated that perhaps the recommendation from last year be doubled, which would be \$4,500 for residential park dedication and \$1,300 for trail fees.

Commissioner Loss commented that he agrees with the Trail Fees but asked if the Park Dedication should be even higher. He asked Councilmember Musgrove for details on the discussion the Council may have.

Councilmember Musgrove commented that City staff will make a presentation with the recommendation of the Commission, a potential alternative, and/or the Council could make a different choice.

Vice Chair Sis stated that the increases proposed as not out of line with inflation and believed that that increase will most likely remain at that level.

Commissioner Walker stated that he would support \$1,500 for a trail fee.

Vice Chair Sis asked if there is a delineation for Trail Fees and whether there is a separate fund for trails versus parks.

Parks & Assistant Public Works Director Riverblood replied that the Trail Fees are deposited into the Park Trust Fund and therefore there is not a distinction. He agreed that there is a lot of need for trail projects as well.

Commissioner Leistico stated that in light of the additional information related to the Council decision last year she would support the additional increase.

Motion by Commissioner Barten, seconded by Commissioner Loss, to recommend to City Council that Park Dedication effective for 2023, be \$4,500 per dwelling unit, and that Trail Fees be \$1,500 per dwelling unit and that the per acre rates for the commercial/industrial subdivision of land remain static, at the existing 2022 rates.

Motion carried. Voting Yes: Vice Chair Sis; Commissioners Barten, Loss, Leistico, Olson, and Walker. Voting No: None. Absent: Chair Bennett.

### **5.02: Consider Sculptural Carving of Two Dead Oaks at Sunfish Lake Park**

Parks & Assistant Public Works Director Riverblood stated that at the September meeting there was considerable discussion on this topic and the consensus was that there may be merit to considering sculpting of the two large trees versus removal and disposal. He provided some examples of carvings that the artist has done in order to provide the Commission with a better understanding.

Vice Chair Sis thanked staff for the additional exhibits as it helped to provide the Commission with a better understanding than the drawings.

Parks & Assistant Public Works Director Riverblood stated that staff would like to proceed with issuing an RFP.

Vice Chair Sis commented that this would be a great use of these resources.

Commissioner Walker commented that he likes the new sketches much more than the original sketches. He asked if this would be considered a capital improvement to the park.

Parks & Assistant Public Works Director Riverblood replied that it could be considered as such, but it is a nominal cost and therefore while he may not call it a capital improvement, it would be eligible for Park Trust Funds. He stated that \$6,000 would be funded through the parks operational budget, as that would be similar to the cost for removal of the trees, and the balance would come from the Park Trust Fund.

Commissioner Olson asked the longevity of the sculptures.

Parks & Assistant Public Works Director Riverblood replied that the lifespan of the oak sculptures could last a long time.

Vice Chair Sis asked if there would be opportunity with local civic groups, such as a garden society.

Parks & Assistant Public Works Director Riverblood replied that while that could be an option, it is always difficult to ask for money as each group typically has its own projects to work on.

Councilmember Musgrove asked for input on the color of the wood or stain.

Vice Chair Sis stated that he would be open to the suggestion of the artist.

Commissioner Leistico agreed that would seem to be part of the determination of the artist.

Councilmember Musgrove stated that she would want them to blend with nature rather than stick out. She commented that some of the colored examples might stand out and be better fitting in a sculpture garden versus a park setting.

Parks & Assistant Public Works Director Riverblood commented that suggestion could be weaved into the RFP but would also agree the artist should have some liberty. He noted that the tree could be brown, leaves could be green while the aquatic based tree could have some blue.

Vice Chair Sis agreed with that direction to be included in the RFP.

Consensus of the Commission was to proceed with issuing an RFP for the sculptural carving of the two oaks for this fall or winter of 2022-2023.

Motion by Commissioner Leistico, seconded by Commissioner Olson, to proceed with issuing an RFP for the sculptural carving of the two oaks for this fall or winter of 2022-2023.

Motion carried. Voting Yes: Vice Chair Sis; Commissioners Leistico, Olson, Barten, Loss, and Walker. Voting No: None. Absent: Chair Bennett.

## **6. COMMISSION/STAFF INPUT**

Parks & Assistant Public Works Director Riverblood stated that a list of recreational programming was included in the Commission packet and highlighted some of those activities.

Vice Chair Sis noted the holiday tree lighting event to take place Tuesday, November 29<sup>th</sup> at City Hall.

## **7. ADJOURNMENT**

Motion by Commissioner Barten, seconded by Commissioner Loss, to adjourn the meeting.

Motion carried. Voting Yes: Commissioners Barten, Loss, Leistico, Olson, Sis, and Walker. Voting No: None. Absent: Chair Bennett.

The Park and Recreation Commission meeting adjourned at 7:09 p.m.

Respectfully submitted,

---

Mark Riverblood  
Parks & Assistant Public Works Director

Drafted by Amanda Staple  
*TimeSaver Off Site Secretarial, Inc.*

Meeting Date: 11/10/2022

By: Mark Riverblood, Engineering/Public Works

---

### Information

**Title:**

Consider the 2023 – 2032 Parks Capital Improvement Plan

**Purpose/Background:**

The purpose of this case is to recommend the 2023 – 2032 Parks' Capital Improvement Plan (CIP) to City Council for their consideration in 2022 to include a Public Hearing. The document outlines a 10-year plan very *similar* to the previous 2022 – 2031 plan.

**Notification:**

A Public Hearing on the City-wide CIP will be held by City Council as soon as December 13th of 2022.

**Observations/Alternatives:**

The Parks 10 – Year CIP will be adopted by Council as part of the larger CIP document, usually corresponding in time to the General Fund budget in December.

The following is an excerpt from the anticipated larger city-wide all-category CIP, and includes an explanation on the CIP document and process:

*"Enclosed is the Ramsey Capital Improvements/Capital Outlay Plan (CIP) for the years 2023-2032. It has been prepared in an attempt to anticipate major capital expenditures in advance of the year in which they are budget requests. Further, several projects may interrelate or require other improvements prior to initiation, which would cause delays without prior planning. Additionally, projects may require budgeting over several years or receipt of funds from other sources (i.e. grants) requiring planning completion prior to the funding year. Finally, the plan enables a snapshot of the identified capital needs of the community allowing for continual prioritization of these needs.*

*Approval of the CIP by Council does not authorize spending or initiation of a given project. It does, however, provide a guide for the community for a whole array of private and public decision-making, impacted by public capital expenditures. Therefore, the CIP should receive ratification only if the Council perceives actions contemplated within the plan as reasonable and planned within justified time frames. It shall further be noted that initial project design of public infrastructure projects identified within this plan often begins two years or more prior to the date of construction.*

*The CIP is not intended to provide for precise budgeting. Capital costs are projected as estimates. Upon each update of the plan, deletions, additions, delays, or other revisions may occur, reflecting changing community needs. These changes allow for budget refinements as a particular project nears actual construction."*

Because future years' of the CIP consist of many variables, staff recommends a discussion of the various values and details associated with each **proposed project within 2023**; and a *brief*, summary mention of future years' projects for 2024-2032. (For the meeting, Staff will highlight these projects.)

Additionally, all capital improvements require on-going maintenance costs (day-to-day labor, utilities or annual

expenses); and therefore, staff and City Council will evaluate very carefully the real and total costs of each capital improvement for consideration within the context of the General Fund operations budget at the time projects are brought forward for development.

**Funding Source:**

Recommendation of the Parks 10-Year CIP document includes proposed funding sources and project cost *estimates* as identified on the CIP worksheets.

**Recommendation:**

Staff recommends approval of the parks portion of the attached *DRAFT* CIP as presented.

**Action:**

Based upon discussion, recommend a 2023 – 2032 Parks Capital Improvement Plan to City Council.

---

---

**Attachments**

Revised CIP 2023  
Revised 2023 Parks Supplemental

---

---

**Form Review**

**Inbox**


Bruce Westby  
Form Started By: Mark Riverblood  
Final Approval Date: 11/04/2022

**Reviewed By**

Bruce Westby

**Date**

11/04/2022 03:44 PM  
Started On: 11/03/2022 09:17 AM



## **CITY OF RAMSEY CAPITAL IMPROVEMENT PROGRAM 2023-2032**

*The Capital Improvement Program document is a planning tool maintained by the city to identify future projects, related expenditures, and funding sources. All projects designated in the Capital Improvement Program are contingent upon availability of resources during the planned year. The total expenditure of projects includes city-funded sources as well as other resources such as grants, fees, bonding, etc.*



**THIS PAGE INTENTIONALLY BLANK**

CITY OF RAMSEY  
2023-2032  
CAPITAL IMPROVEMENT PLAN

**TABLE OF CONTENTS**

	PAGE NUMBER
INTRODUCTORY SECTION.....	7
Capital Improvement Plan.....	8-10
OVERVIEW SECTION.....	11
Category Summary.....	12
Funding Source Summary.....	13
Priority Codes & Definitions Key.....	14
Projects by Year & Priority.....	15-22
Projects & Funding Sources by Category.....	23-39
PROJECT DETAILS.....	41
<u>Equipment Replacement:</u>	
Detailed Equipment.....	42-167
<u>Municipal Buildings:</u>	
Community Center.....	168
Old Town Hall Restoration.....	169
Sprinkler System @ Fire Station #1 .....	170
City Hall Exterior Lighting.....	171
City Hall Landscaping.....	172
Repair Roof on Fire Station #1.....	173
Replace City Hall Carpeting.....	174
Replace City Hall Caulking & Grout .....	175
Repair City Hall Counter Tops.....	176
<u>Park Improvements:</u>	
Elmcrest Park Entrance and Signage.....	177
Observation Boardwalk – Lake Itasca.....	178
Observation Deck of the Mississippi East Dolomite.....	179
Trail Connections.....	180
Park Development in the COR.....	181
Field Lighting – Central or Alpine Park.....	182
Northfork North Trail Connection.....	183
Amphitheater Lighting.....	184
Aeration for Sunfish Lake & The Draw.....	185
River’s Bend South Shelter Replacement.....	186
Central Park Main Parking Lot Improvements.....	187
Playground Replacement Program.....	188
Boulevard Trees – Sunwood Drive in CORent.....	189
Disc Golf Course.....	190
Off Leash Area.....	191
Acquire Outlots “A” in Rivers Bluff & Reilly East.....	192
Alpaca Estates Outlot.....	193

Sewer Improvements:

Fire Station 1 Sanitary Sewer Service .....	194
Replace Pumps at Lift Station #2.....	195
Trott Brook Crossing Lift Station and Forcemain.....	196

Storm Water Improvements:

Stormwater Drainage Improvements .....	197
Outlet Control Structure for Improvements.....	198

Street Improvements:

Zeolite Roadway Improvement .....	199
Sunwood Drive Roundabout Landscaping.....	200
Hwy 10 & BNSF RR Grade Separation at Ramsey Boulevard.....	201
Hwy 10 & BNSF RR Grade Separation at Sunfish Lake Boulevard .....	202
Reconstruction of Streets-Barthels Rum River Acres.....	203
Reconstruction of Streets-Halls Dover Acres ..	204
Reconstruction of Streets-Nature View .....	205
Reconstruction of Streets-Sorteberg 6th.....	206
Reconstruction of Streets-Fox Ridge Estates 1 <sup>st</sup> & 2nd.....	207
Reconstruction of Streets-Rodeo Hills Est/Valley View.....	208
Reconstruction of Streets-McKinley St.....	209
Concrete Repairs.....	210
Reconstruction of Streets-Whispering Pine Estates Plat 3.....	211
Reconstruction of Streets-Sports Haven .....	212
Reconstruction of Streets-Barthels Rum River Acres 2 <sup>nd</sup> .....	213
Reconstruction of Streets-161 <sup>st</sup> Avenue .....	214
Reconstruction of Streets-Carol-Rose Acres.....	215
Reconstruction of Streets-Ford Brook Estates 3 <sup>rd</sup> .....	216
Reconstruction of Streets-Windsorwood .....	217
Reconstruction of Streets-Countryside Estates .....	218
Reconstruction of Streets-Xkimo Street TH 47 to 142nd.....	219
2023 MSA Overlays.....	220
2023 Neighborhood Overlays.....	221
Reconstruction of Streets-167 <sup>th</sup> Avenue.....	222
2024 Neighborhood Overlays.....	223
2025 Neighborhood Overlays.....	224
2026 Neighborhood Overlays.....	225
Reconstruction of Streets-Flintwood Hills 2 <sup>nd</sup> & 3 <sup>rd</sup> .....	226
2027 MSA Overlays.....	227
2027 Neighborhood Overlays.....	228
Reconstruction of Streets-Juniper Ridge Dr.,,,,,.....	229
2028 MSA Overlays.....	230
2028 Neighborhood Overlays.....	231
Reconstruction of Streets- 142 <sup>nd</sup> Avenue.....	232
2029 MSA Overlays.....	233
2029 Neighborhood Overlays.....	234
2030 MSA Overlays.....	235
2030 Neighborhood Overlays .....	236
Reconstruction of Streets-Alpine Drive Between TH 47 & Roanoke St.....	237
Reconstruction of Streets-Sunwood Drive.....	238
Annual MSA Pavement Marking Improvements.....	239
Reconstruction of Streets-Sortebergs.....,,,,,	240
2031 MSA Overlays.....	241
Reconstruction of Streets-Section 01 Unplatted.....,,,,,	242
2031 Neighborhood Overlays.....	243
Reconstruction of Alpine Drive (Variolite/Ramsey Blvd).....	244
Reconstruction of Streets- Klemish & Klemish & Flores.....	245

Street Improvements:

Reconstruction of Streets-Magnesium.....	246
Reconstruction of Streets-North Forty.....	247
Reconstruction of Streets -HY10 .....	248
Reconstruction of Streets – Alpine Drive (Puma/CSAH 83).....	249
Reconstruction of Streets -White Pines Estates.....	250
Reconstruction of Streets 1 <sup>st</sup> , 2 <sup>nd</sup> & 3 <sup>rd</sup> .....	251
Reconstruction of Streets-Dickenson’s Mississippi Estates.....	252
Reconstruction of Streets-High Point .....	253
Reconstruction of Streets-Section 22 Unplatted .....	254
Reconstruction of Streets-Section 01 Unplatted (S/O CR 27).....	255
Reconstruction of Streets-Riverside West.....	256
Reconstruction of Streets-Rivers Bend 3 <sup>rd</sup> & 4 <sup>th</sup> .....	257
Reconstruction of Streets-Hall-Anderson Acres.....	258
Reconstruction of Streets-Oakwood Hills & Rambosok Red Oak Estates.....	259
Reconstruction of Streets-Section 21 Unplatted.....	260
Reconstruction of Streets-Ramsey Meadows 1 <sup>st</sup> , 3 <sup>rd</sup> & 4 <sup>th</sup> .....	261
Reconstruction of Streets-Section 17 Unplatted .....	262
Reconstruction of Streets-Alicia Street. ....	263
Reconstruction of Streets-Section 07 Unplatted.....	264
Reconstruction of Streets-Menkvelds Country Park .....	265
Reconstruction of Streets-Sunfish Square 1 <sup>st</sup> & 2 <sup>nd</sup> .....	266
Reconstruction of Streets-River Bluffs.....	267
Reconstruction of Streets-Section 24 Unplatted.....	268
Reconstruction of Streets-Woodlawn Estates.....	269
Reconstruction of Streets-Section 15 Unplatted... ..	270
Reconstruction of Streets-Alpine Drive (CSAH 5/TH47).....	271
Reconstruction of Streets-Alpine Drive (CR57/CSAH 5).....	272
Reconstruction of Streets-Jaspar (Sunwood Drive/McKinley).....	273
Reconstruction of Streets-Deerwood.....	274
Reconstruction of Streets-Echo Ridge.....	275
Reconstruction of Streets-Northfork Lake.....	276
Reconstruction of Streets-Northfork Oaks 2nd.....	277
Reconstruction of Streets-Northfork Oaks 3rd.....	278
Reconstruction of Streets-Brookview Estates.....	279

Street Light Improvements

Bunker Lake Blvd & Puma Street Lighting.....	280
Riverdale Drive Street Lighting.....	281

Water Improvements:

Water Treatment Facility.....	282
Fire Station 1 Extension of Water.....	283
Refurbish Water Tower #2 .....	284
Refurbish Water Tower #1 .....	285
Construct Well #9 and Pumphouse #5.....	286

CASH FLOW PROJECTIONS.....	287
Business Revolving Fund.....	288
Capital Maintenance Fund.....	289
Equipment Revolving Fund.....	290
Facility Fund.....	291
Fleet Vehicle Fund.....	292
Landfill Trust Fund.....	293
Lawful Gambling Fund.....	294
MSA Fund.....	295
Park Improvement Trust Fund.....	296
Pavement Management Fund.....	297
Public Improvement Revolving Fund.....	298
Sewer Utility Fund.....	299
Storm Water Management Fund.....	300
Storm Water Utility Fund.....	301
Street Light Utility Fund.....	302
Water Utility Fund.....	303
 TIF Funds	
TIF District 1 (Rivers Bend) .....	304
TIF District 2 (Gateway) .....	305
TIF District 9 (AACAP) .....	306
TIF District 14 (The COR).....	307
TIF District 15 (Life Fitness).....	308
TIF District 16 (PSD Business Park).....	309
TIF District 17 (Delta Mod).....	310
TIF District 18 (Oppidan).....	311



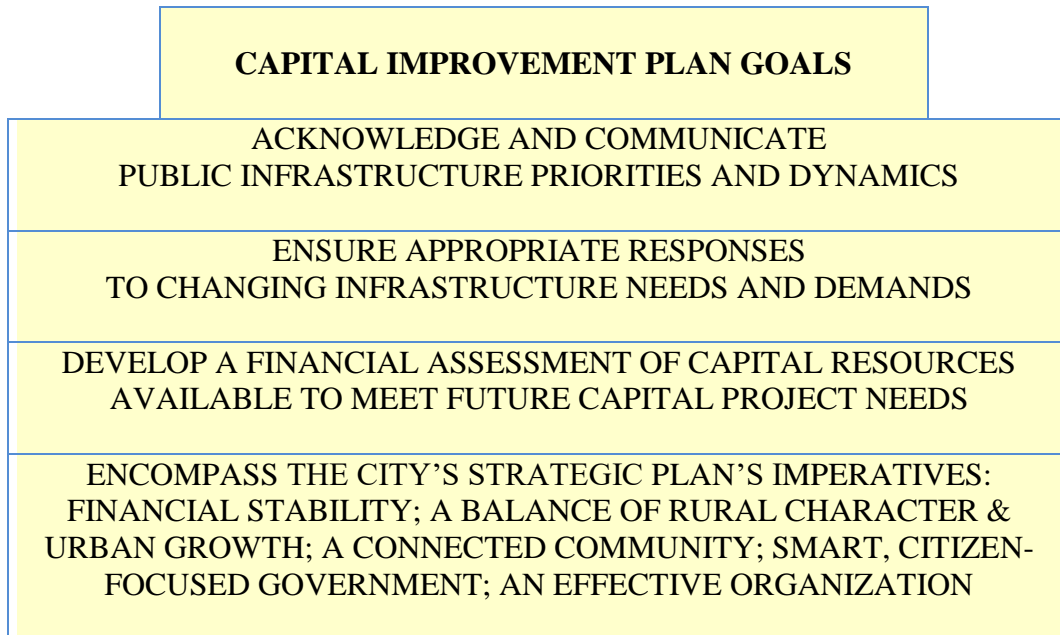
# **INTRODUCTORY SECTION**



**CITY OF RAMSEY**  
**CAPITAL IMPROVEMENT/CAPITAL OUTLAY PLAN**  
**2023-2032**

Enclosed is the Ramsey Capital Improvements/Capital Outlay Plan (CIP) for the years 2023-2032. It has been prepared in an attempt to anticipate major capital expenditures in advance of the year in which they are budget requests. Further, several projects may interrelate or require other improvements prior to initiation, which would cause delays without prior planning. Additionally, projects may require budgeting over several years or receipt of funds from other sources (i.e. grants) requiring planning completion prior to the funding year. Finally, the plan enables a snapshot of the identified capital needs of the community allowing for continual prioritization of these needs.

The process for completing the 2023-2032 CIP was much the same as the process for the 2023 General Fund Budget. Project requests were submitted by all divisions and reviewed by the Management Team and appropriate supervisors to establish the feasibility and priority of the projects and match with available financing.



Approval of the CIP by Council does not authorize spending or initiation of a given project. It does, however, provide a guide for the community for a whole array of private and public decision-making, impacted by public capital expenditures. Therefore, the CIP should receive ratification only if the Council perceives actions contemplated within the plan as reasonable and planned within justified time frames. It shall further be noted that initial project design of public infrastructure projects identified within this plan often begins two years or more prior to the date of construction.

The CIP is not intended to provide for precise budgeting. Capital costs are projected as estimates. Upon each update of the plan, deletions, additions, delays, or other revisions may occur, reflecting changing community needs. These changes allow for budget refinements as a particular project nears actual construction.

Capital improvements are improvements to land, streets, parks, utilities and buildings. This plan shows improvements with revenues projected from various funding sources. Improvements from the General Fund are those requiring a tax levy, referendum or similar other authority resulting in listed projects being less than certain. The other funding sources (except for intergovernmental revenue - grant funds) have increased stability over the general fund projects.

Specific information on the funding sources for each project is shown under the individual project. Cash flow projections are completed to examine the long-term stability of each fund and its ability to provide for planned expenditures.

Potential funding sources for capital improvement expenditures may include:

- General Fund
- Capital Equipment Certificates
- General Obligation Bonds
- CIP General Obligation Bonds\*
- Tax Increment Financing
- Developer Fees
- Grants/Outside Sources
- Utility Funds (Water, Sewer, Recycling, Street Lights, Storm Water)
- Special Revenue Funds (Equipment Revolving, Fleet, Lawful Gambling, Storm Water Management)
- Capital Project Funds (Facility, Landfill, MSA, Park Improvement, Public Improvement Revolving (PIR), Pavement Management Fund, Public Works Campus)
- Special Assessments

*\*Only City Hall, Public Works facilities and Public Safety facilities may be financed with CIP General Obligation bonds under the CIP Act (Minnesota Statutes Chapter 475). Other capital improvements described in this plan as being financed under General Obligation Bonds may be financed with special assessment bonds under Minnesota Statutes, Chapter 429 and utility revenue bonds under Minnesota Statutes, Chapter 444.*

For a City to use its authority to finance expenditures under the CIP Act, it must meet the requirements provided therein. Specifically, the City Council must approve the sale of capital improvement bonds by a two-thirds vote of its membership. In addition, it must hold a public hearing for public input. Notice of such hearing must be published in the official newspaper of the City at least fourteen, but not more than twenty-eight days prior to the date of the public hearing. The City Council approves the CIP following the public hearing.

The bonds are not subject to referendum unless, within 30 days after the hearing, a petition is filed with the City Administrator signed by voters equal to at least five percent of the votes cast in the last general City election. In that event, the bonds are subject to a referendum, and may be issued only if approved by a majority of voters who vote on that question. If the referendum passes, the taxes to pay the debt service on the bonds would be levied on market value rather than tax capacity. However, if no timely petition is filed, the taxes to pay debt service are levied on tax capacity.

The CIP Act has established certain criteria that must be met. In accordance with these criteria, the City has considered the following eight points:

1. Condition of the City's infrastructure and need for the project
2. Demand for the improvement
3. Cost of the improvement
4. Availability of public resources
5. Level of overlapping debt
6. Const/benefits of alternative uses of funds
7. Operating costs of the proposed improvements
8. Options for shared facilities with other cities or local governments.



# **OVERVIEW SECTION**



City of Ramsey, Minnesota  
*Capital Improvement Program*

**2023 thru 2032**

**CATEGORY SUMMARY**

<b>Category</b>	<b>2023</b>	<b>2024</b>	<b>2025</b>	<b>2026</b>	<b>2027</b>	<b>2028</b>	<b>2029</b>	<b>2030</b>	<b>2031</b>	<b>2032</b>	<b>Total</b>
Capital Equipment	1,277,883	1,269,000	2,036,000	1,586,500	1,147,000	1,341,000	1,254,000	265,500	723,000		10,899,883
Municipal Building	185,000	15,000			221,300					20,000,000	20,421,300
Park Improvement	2,630,000	330,000	300,000	535,000	320,000	60,000	100,000	200,000	100,000	100,000	4,675,000
Sewer Utility Improvement	1,560,000										1,560,000
Storm Water Utility Improvement	100,000	150,000			350,000						600,000
Street Improvement	8,138,824	9,932,280	9,129,476	6,536,663	5,521,905	3,807,859	4,466,708	4,214,031	4,724,851	4,355,689	60,828,286
Street Light Utility Improvement	150,000	100,000									250,000
Water Utility Improvement	12,082,000	24,020,000	12,700,000	1,000,000	750,000						50,552,000
<b>TOTAL</b>	<b>26,123,707</b>	<b>35,816,280</b>	<b>24,165,476</b>	<b>9,658,163</b>	<b>8,310,205</b>	<b>5,208,859</b>	<b>5,820,708</b>	<b>4,679,531</b>	<b>5,547,851</b>	<b>24,455,689</b>	<b>149,786,469</b>

City of Ramsey, Minnesota  
*Capital Improvement Program*  
**2023 thru 2032**

**FUNDING SOURCE SUMMARY**

<b>Source</b>	<b>2023</b>	<b>2024</b>	<b>2025</b>	<b>2026</b>	<b>2027</b>	<b>2028</b>	<b>2029</b>	<b>2030</b>	<b>2031</b>	<b>2032</b>	<b>Total</b>
Capital Maintenance Fund	525,000	15,000									540,000
Equipment Revolving Fund	192,073										192,073
Fleet Vehicles	104,310										104,310
General Fund	10,000	944,000	1,811,000	1,486,500	983,000	1,263,000	470,000	265,500	703,000		7,936,000
GO Revenue Bonding	12,000,000	2,000,000									14,000,000
Grants/Outside Sources								50,000			50,000
Lawful Gambling Fund	100,000	100,000	100,000	100,000	100,000	0	100,000	150,000	100,000	100,000	950,000
MSA	2,538,625	2,253,281	1,005,000	6,000	1,082,080	1,035,909	1,533,420	1,389,635	1,257,750	1,337,188	13,438,888
Park Improvement Trust Fund	1,985,000	230,000	200,000	435,000	220,000	60,000					3,130,000
Pavement Management Fund	3,642,960	5,261,373	6,462,296	4,945,148	3,939,936	2,426,235	2,527,587	2,443,665	3,039,750	2,622,984	37,311,934
Public Improvement Revolving Fund		1,020,000	1,014,500	206,000							2,240,500
Public Works Campus	750,000										750,000
Sewer Utility Fund	1,755,000	6,050,000	5,000,000	41,000	164,000	39,000	767,000				13,816,000
Storm Water Utility Fund	1,119,739	1,048,666	872,680	690,515	849,889	345,715	405,701	380,731	427,351	395,517	6,536,504
Street Light Utility Fund	150,000	100,000		46,000							296,000
Tax Increment Fund #14	845,000										845,000
Tax Increment Fund #2				517,000							517,000
To Be Determined					221,300					20,000,000	20,221,300
Trade In/Resale Value	49,000										49,000
Water Utility Fund	357,000	16,793,960	7,700,000	1,185,000	750,000	39,000	17,000		20,000		26,861,960
<b>GRAND TOTAL</b>	<b>26,123,707</b>	<b>35,816,280</b>	<b>24,165,476</b>	<b>9,658,163</b>	<b>8,310,205</b>	<b>5,208,859</b>	<b>5,820,708</b>	<b>4,679,531</b>	<b>5,547,851</b>	<b>24,455,689</b>	<b>149,786,469</b>

## Capital Improvement Plan - Priority Codes & Definitions

### Priority

**1 Existing Obligations - High Priority: Year 2022 or 2023**

Projects under this priority are previously committed to or are replacements

Example: Road reconstructions, equipment replacement

**2 New Addition - High Priority: Year 2022 or 2023**

Projects under this priority are needed, but have no previous commitments

Example: Road extensions, additional park amenities

**3 Existing Obligations - Medium Priority: Year 2024-2031**

Projects under this priority are previously committed to or are replacements but not as urgent to fulfill as those in priority 1

Example: 5th year forward of road reconstructions; equipment replacement

**4 New Addition - Medium Priority: Year 2024-2031**

Projects under this priority are needed, but have no previous commitments but need is not as great as those listed in priority 2

Example: Public Works Campus; new capital equipment

**5 Opportunity Driven/Unfunded/Placeholder**

Projects under this priority are development driven and/or have outside funding capacities such as grants and/or placeholders for projects that may occur after year 2031.

Full funding on these projects have not been determined.

Example: Community Center

City of Ramsey, Minnesota  
*Capital Improvement Program*

Data in Year 2023 and 2032

**PROJECTS BY YEAR & PRIORITY**

<b>Project Name</b>	<b>Department</b>	<b>Project #</b>	<b>Priority</b>	<b>Project Cost</b>
<b>2023</b>				
<b>Priority 1-Existing Obligation (High)</b>				
Replace 16R Siren	Capital Equipment	CIVIL-16R	1	15,000
Replace 17R Siren	Capital Equipment	CIVIL-17R	1	15,000
Replace Fire Rescue #21 (557)	Capital Equipment	FIRE-557	1	275,000
Replace SCBA Compressor	Capital Equipment	FIRE-578	1	25,000
2023 Ford Explorer Replace 2016 Ford Explorer #351	Capital Equipment	POL-335	1	41,230
2023 Ford F-150 Replace 2005 F150 #359	Capital Equipment	POL-359	1	38,521
2024 Ford Taurus Replace 2018 Ford Taurus #383	Capital Equipment	POL-366	1	32,000
2023 Ford Taurus Replace 2018 Ford Taurus #384	Capital Equipment	POL-367	1	32,000
2023 Chev Tahoe Replace 2018 Chev Tahoe #373	Capital Equipment	POL-369	1	40,875
Replace Engr Car #407 With Equinox	Capital Equipment	PW-407	1	30,000
Replace 2006 3/4 Ton Truck 2x4 Unit #654	Capital Equipment	PW-654	1	65,100
Replace 2007 Tandem Axle Plow Truck: Unit #662	Capital Equipment	PW-662	1	290,950
Replace Unit 676- 2010 4 Wheel Drive 1ton	Capital Equipment	PW-676	1	87,310
City Hall Exterior Lighting	Municipal Buildings	20-BLDG-001	1	40,000
City Hall Landscaping	Municipal Buildings	20-BLDG-002	1	75,000
Repair Roof on Fire Station #1	Municipal Buildings	20-BLDG-004	1	15,000
Replace City Hall Carpeting	Municipal Buildings	20-BLDG-005	1	15,000
Replace City Hall Caulking & Grout	Municipal Buildings	20-BLDG-006	1	15,000
River's Bend South Shelter Replacement	Park Improvements	21-PARK-001	1	75,000
Central Park Main Parking Lot Reconstruction	Park Improvements	21-PARK-002	1	800,000
Playground Replacement Program	Park Improvements	22-PARK-001	1	100,000
Replace Pumps at Lift Station #2	Sewer Utility	19-SEW-003	1	45,000
Reconstruction Streets: Whispering Pine Est Pl 3	Street Improvements	17-STR-013	1	1,065,680
Reconstruction Streets: Barthels Rum River Acres 2	Street Improvements	19-STR-001	1	2,283,456
Reconstruction Streets: 161st Avenue	Street Improvements	19-STR-004	1	1,026,000
2023 MSA Overlays	Street Improvements	21-STR-008	1	209,688
2023 Neighborhood Overlays	Street Improvements	21-STR-009	1	517,000
MSA 167th Avenue Street Reconstruction	Street Improvements	21-STR-010	1	1,848,000
Annual MSA Pavement Marking Improvements	Street Improvements	22-STR-001	1	31,000
HY-10 Ramsey Street Reconstruction	Street Improvements	23-STR-001	1	1,158,000
Refurbish Water Tower #2	Water Utility	14-WTR-001	1	20,000
<i>Total for: Priority 1</i>				10,326,810
<b>Priority 2-New Addition (High)</b>				
Building Inspector Vehicle	Capital Equipment	GENGOV-005	2	30,000
3/4 Ton Pickup with Plow for Utilities	Capital Equipment	PW-732	2	61,000
Vactor Trailer	Capital Equipment	PW-733	2	121,500
3/4 Ton Pickup with Plow - Streets	Capital Equipment	PW-734	2	58,542
Snow Pusher box for Front-End Loader	Capital Equipment	PW-735	2	18,855
Sprinkler System @ Fire Station #1	Municipal Buildings	10-BLDG-004	2	25,000
Elmcrest Park & The Draw Entrance Monument & Sign	Park Improvements	04-PARK-003	2	80,000
Park Development in The COR	Park Improvements	08-PARK-005	2	1,200,000
Northfork North Trail Connection	Park Improvements	17-PARK-007	2	150,000
Amphitheater Lighting	Park Improvements	18-PARK-003	2	40,000

Project Name	Department	Project #	Priority	Project Cost
Aeration for Sunfish Lake & The Draw	Park Improvements	18-PARK-005	2	40,000
Boulevard Trees - Sunwood Drive in COR	Park Improvements	22-PARK-002	2	80,000
Disc Golf Course	Park Improvements	22-PARK-003	2	10,000
Off Leash Area	Park Improvements	22-PARK-004	2	25,000
Fire Station 1 Sanitary Sewer Service	Sewer Utility	12-SEW-002	2	15,000
Trott Brook Crossing Lift Station and Forcemain	Sewer Utility	23-SEW-001	2	1,500,000
Outlet Control Structure Improvements	Stormwater Utility	19-STRM-001	2	100,000
Riverdale Drive Street Lights	Street Light Utility	19-STLT-002	2	150,000
Water Treatment Facility	Water Utility	04-WTR-017	2	12,000,000
Fire Station #1 Extension of Water	Water Utility	11-WTR-003	2	12,000

*Total for: Priority 2* 15,716,897

**Priority 5-Opportunity/Unfunded/Placeholder**

Trail Connections	Park Improvements	06-PARK-019	5	30,000
Construct Well #9 and Pumhouse #5	Water Utility	16-WTR-002	5	50,000

*Total for: Priority 5* 80,000

**Total for 2023**

**26,123,707**

**2024**

**Priority 1-Existing Obligation (High)**

Council Chamber, Fire 1/2, Park Ramp & P W Switch	Capital Equipment	17-IT-013	1	30,000
Public Works Utilities Switch	Capital Equipment	17-IT-014	1	7,000
Replace 10R Siren	Capital Equipment	CIVIL-10R	1	15,000
Replace 11R Siren	Capital Equipment	CIVIL-11R	1	15,000
Replace Tanker 11 (501)	Capital Equipment	FIRE-501	1	550,000
Replace Fire-Administrative Captain Vehicle (333)	Capital Equipment	FIRE-579	1	50,000
2022 Chev Tahoe Replace 2016 Chev Tahoe #361	Capital Equipment	POL-372	1	40,000
2024 Chev Tahoe Replace 2020 Chev Tahoe #395	Capital Equipment	POL-381	1	41,000
2024 Chev Impala Replace 2016 Chev Impala #366	Capital Equipment	POL-382	1	35,000
2024 Acadia Replaces 2016 Acadia #367	Capital Equipment	POL-396	1	35,000
Replace 2009 2WD Pickup: Unit 674	Capital Equipment	PW-674	1	72,000
Replace Unit 681 Utility truck	Capital Equipment	PW-681	1	100,000
Replace 2019 Exmark Mower (Orig Unit #683)	Capital Equipment	PW-683	1	18,000
Replace 2019 Exmark Mower (Orig Unit #684)	Capital Equipment	PW-684	1	18,000
Replace 2019 Exmark Mower (Orig Unit #685)	Capital Equipment	PW-685	1	18,000
Replace 2016 Street Sweeper - Unit #691	Capital Equipment	PW-691A	1	225,000
Replace City Hall Counter Tops	Municipal Buildings	20-BLDG-007	1	15,000
Playground Replacement Program	Park Improvements	22-PARK-001	1	100,000
Stormwater Drainage Improvements	Stormwater Utility	12-STRM-001	1	150,000
Sunwood Drive Roundabout Landscaping	Street Improvements	15-STR-003	1	20,000
Reconstruction Streets: Barthels Rum River Acres	Street Improvements	17-STR-001	1	880,979
Reconstruction Streets: Halls Dover Acres	Street Improvements	17-STR-006	1	859,717
Reconstruction Streets: Rodeo Hills/Valley View	Street Improvements	17-STR-009	1	1,237,565
2024 MSA Overlays: McKinley St	Street Improvements	17-STR-011	1	48,606
Reconstruction Streets: Ford Brook Est 3rd	Street Improvements	19-STR-015	1	783,922
Reconstruction Streets: MSA Xkimo St-TH47 to 142nd	Street Improvements	20-STR-002	1	483,285
2024 Neighborhood Overlays	Street Improvements	21-STR-012	1	929,907
Annual MSA Pavement Marking Improvements	Street Improvements	22-STR-001	1	28,000
Section 01 Unplatted Street Reconstruction	Street Improvements	22-STR-004	1	373,296
MSA Alpine Drive (Puma/CSAH 83) Recon	Street Improvements	23-STR-002	1	1,314,878
White Pines Estates Street Reconstruction	Street Improvements	23-STR-003	1	396,627
Juniper Woods 1st, 2nd, 3rd Street Reconstruction	Street Improvements	23-STR-004	1	575,498

*Total for: Priority 1* 9,466,280

<b>Project Name</b>	<b>Department</b>	<b>Project #</b>	<b>Priority</b>	<b>Project Cost</b>
<b>Priority 2-New Addition (High)</b>				
Observation deck on the Mississippi E of Dolomite	Park Improvements	06-PARK-015	2	100,000
Disc Golf Course	Park Improvements	22-PARK-003	2	50,000
HWY 10 and BNSF RR Grade Separation at Ramsey Blvd	Street Improvements	16-STR-002	2	1,000,000
HWY 10 & BNSF RR Grade Separation at Sunfish Lk Bl	Street Improvements	16-STR-003	2	1,000,000
Bunker Lake Blvd & Puma Street Lights	Street Light Utility	19-STLT-001	2	100,000
Water Treatment Facility	Water Utility	04-WTR-017	2	24,000,000
<i>Total for: Priority 2</i>				26,250,000
<b>Priority 3-Existing Obligation (Med)</b>				
Refurbish Water Tower #1	Water Utility	14-WTR-002	3	20,000
<i>Total for: Priority 3</i>				20,000
<b>Priority 5-Opportunity/Unfunded/Placeholder</b>				
Trail Connections	Park Improvements	06-PARK-019	5	80,000
<i>Total for: Priority 5</i>				80,000
<b>Total for 2024</b>				<b>35,816,280</b>

**2025**

<b>Priority 1-Existing Obligation (High)</b>				
Playground Replacement Program	Park Improvements	22-PARK-001	1	100,000
Annual MSA Pavement Marking Improvements	Street Improvements	22-STR-001	1	5,000
<i>Total for: Priority 1</i>				105,000
<b>Priority 2-New Addition (High)</b>				
HWY 10 and BNSF RR Grade Separation at Ramsey Blvd	Street Improvements	16-STR-002	2	1,000,000
HWY 10 & BNSF RR Grade Separation at Sunfish Lk Bl	Street Improvements	16-STR-003	2	1,000,000
Water Treatment Facility	Water Utility	04-WTR-017	2	11,600,000
<i>Total for: Priority 2</i>				13,600,000
<b>Priority 3-Existing Obligation (Med)</b>				
Engineering Plotter Replacement	Capital Equipment	17-IT-011	3	10,000
Building Copier	Capital Equipment	17-IT-017	3	10,000
Community Development Workroom Copier	Capital Equipment	17-IT-018	3	10,000
Replace 1R Siren	Capital Equipment	CIVIL-1R	3	15,000
Replace 2R Siren	Capital Equipment	CIVIL-2N	3	15,000
Replace Engine #21 (565)	Capital Equipment	FIRE-502	3	350,000
Replace Rescue 11 (559)	Capital Equipment	FIRE-564	3	250,000
Replace Assistant Fire Chief Vehicle #571	Capital Equipment	FIRE-566A	3	50,000
Replace Fire Duty Officer Vehicle (569)	Capital Equipment	FIRE-570A	3	45,000
Replace Maintenance Vehicle (564)	Capital Equipment	GENGOV-001	3	60,000
Replace 2013 F-250 Pickup Unit #410	Capital Equipment	GENGOV-004	3	58,000
2025 Ford Explorer Replace 2021 Ford Explorer #3XX	Capital Equipment	POL-383	3	35,000
2025 Chevy Caprice Replace 2021 Chevy Caprice #3XX	Capital Equipment	POL-384	3	33,500
2025 Chevy Impala Replace 2017 Chev Impala #377	Capital Equipment	POL-385	3	33,500
Replace 2004 Tree Spade	Capital Equipment	PW-002	3	52,000
Replace 2004 Snow Thrower	Capital Equipment	PW-005	3	130,000
Replace 2019 Brush Chipper - Unit #605	Capital Equipment	PW-605	3	52,000
Replace 2007 Chevy Pickup: Unit #665	Capital Equipment	PW-665	3	27,000
Replace Unit 688 2015 Case Loader	Capital Equipment	PW-688	3	210,000
Replace 2015 Kaboa ATV Unit #689	Capital Equipment	PW-689	3	20,000
Replace 2015 Kabota Mower	Capital Equipment	PW-690	3	20,000
Replace 2016 Street Sweeper - Unit #694	Capital Equipment	PW-694A	3	225,000

<b>Project Name</b>	<b>Department</b>	<b>Project #</b>	<b>Priority</b>	<b>Project Cost</b>
Reconstruct Streets: Fox Ridge Estates 1st & 2nd	Street Improvements	17-STR-008	3	2,921,688
2025 Neighborhood Overlays	Street Improvements	21-STR-013	3	1,308,813
Sorteberg's Street Reconstruction	Street Improvements	22-STR-002	3	590,733
Dickenson's Mississippi Estate Street Recon	Street Improvements	23-STR-005	3	420,077
High Point Street Reconstruction	Street Improvements	23-STR-006	3	1,575,288
Section 22 Unplatted Street Reconstruction	Street Improvements	23-STR-007	3	307,877
<i>Total for: Priority 3</i>				8,835,476
<b>Priority 4-New Addition (Med)</b>				
2nd Floor Workroom Copier	Capital Equipment	17-IT-016	4	10,000
Sweeper Scrubber	Capital Equipment	GENGOV-003	4	30,000
New Velocity Patcher	Capital Equipment	PW-700	4	250,000
New Electric Utility Vehicle	Capital Equipment	PW-702	4	35,000
<i>Total for: Priority 4</i>				325,000
<b>Priority 5-Opportunity/Unfunded/Placeholder</b>				
Trail Connections	Park Improvements	06-PARK-019	5	200,000
Construct Well #9 and Pumhouse #5	Water Utility	16-WTR-002	5	1,100,000
<i>Total for: Priority 5</i>				1,300,000
<b>Total for 2025</b>				<b>24,165,476</b>

**2026**

<b>Priority 1-Existing Obligation (High)</b>				
Playground Replacement Program	Park Improvements	22-PARK-001	1	100,000
Annual MSA Pavement Marking Improvements	Street Improvements	22-STR-001	1	6,000
Refurbish Water Tower #2	Water Utility	14-WTR-001	1	1,000,000
<i>Total for: Priority 1</i>				1,106,000
<b>Priority 3-Existing Obligation (Med)</b>				
Core Switch Replacement	Capital Equipment	17-IT-009	3	52,000
Virtual Server Refresh	Capital Equipment	20-IT-001	3	33,000
Replace 3R Siren	Capital Equipment	CIVIL-3R	3	15,000
Replace 4R Siren	Capital Equipment	CIVIL-4R	3	15,000
Replace Engine #21 (565)	Capital Equipment	FIRE-502	3	350,000
Replace Fire Chief Vehicle (573)	Capital Equipment	FIRE-569A	3	50,000
2026 Ford Explorer Replace 2022 Ford Explorer #3XX	Capital Equipment	POL-390	3	35,500
2026 Ford Explorer replace2022 Ford Explorer #3XX	Capital Equipment	POL-391	3	44,000
Replace 1999 John Deere Grader: Unit #603	Capital Equipment	PW-603	3	472,000
Replace 2007 International Water Truck: Unit #669	Capital Equipment	PW-669	3	200,000
Replace Unit 678 2013-1ton Truck w/ Plow Equipment	Capital Equipment	PW-678A	3	68,000
Replace 2014-1Ton Truck w/ Plow Equipt: Unit #680	Capital Equipment	PW-680	3	62,000
Replace Unit #686 - 2015 Kubota Tractor	Capital Equipment	PW-686	3	55,000
Replace Unit #687 2015 Toolcat	Capital Equipment	PW-687	3	60,000
Replace 2016- 1-ton truck Unit #692	Capital Equipment	PW-692A	3	75,000
Reconstruction Streets: Sports Haven	Street Improvements	18-STR-003	3	298,206
Reconstruction Streets: Carol-Rose Acres	Street Improvements	19-STR-011	3	463,170
Reconstruction Streets: Countryside Estates	Street Improvements	19-STR-017	3	1,998,612
2026 Neighborhood Overlays	Street Improvements	21-STR-014	3	430,557
Flintwood Hills 2nd & 3rd Street Reconstruction	Street Improvements	21-STR-015	3	1,128,468
Section 01 Unplatted (S/O CR 27) Street Recon	Street Improvements	23-STR-008	3	913,651
Riverside West Street Reconstruction	Street Improvements	23-STR-009	3	206,999
<i>Total for: Priority 3</i>				7,026,163
<b>Priority 4-New Addition (Med)</b>				

<b>Project Name</b>	<b>Department</b>	<b>Project #</b>	<b>Priority</b>	<b>Project Cost</b>
Zeolite Roadway Improvements	Street Improvements	04-STR-012	4	1,091,000
<i>Total for: Priority 4</i>				1,091,000
<b>Priority 5-Opportunity/Unfunded/Placeholder</b>				
Trail Connections	Park Improvements	06-PARK-019	5	400,000
Alpaca Estates Outlot	Site Acquisitions	08-ACQ-002	5	35,000
<i>Total for: Priority 5</i>				435,000
<b>Total for 2026</b>				<b>9,658,163</b>

**2027**

**Priority 1-Existing Obligation (High)**

Playground Replacement Program	Park Improvements	22-PARK-001	1	100,000
Stormwater Drainage Improvements	Stormwater Utility	12-STRM-001	1	350,000
Annual MSA Pavement Marking Improvements	Street Improvements	22-STR-001	1	14,000
<i>Total for: Priority 1</i>				464,000

**Priority 3-Existing Obligation (Med)**

Replace 5R Siren	Capital Equipment	CIVIL-5R	3	15,000
Replace 6R Siren	Capital Equipment	CIVIL-6N	3	15,000
Replace Grass 11 (562)	Capital Equipment	FIRE-505	3	45,000
Replace Aerial Ladder Truck	Capital Equipment	FIRE-560	3	450,000
Replace, Boat, Motor, Trailer Rescue	Capital Equipment	FIRE-561	3	10,000
2027 Chev Tahoe Replace 2023 Chev Tahoe #3XX	Capital Equipment	POL-393	3	44,500
2027 Chev Tahoe Replace 2023 Chev Tahoe #3XX	Capital Equipment	POL-394	3	44,500
2027 Ford Utility SUV Replace 2023 Ford Utili #3XX	Capital Equipment	POL-395	3	36,000
Replace 2004 Pull Behind PTO Mower	Capital Equipment	PW-004	3	28,000
Replace 2004 Mobile Generator	Capital Equipment	PW-006	3	164,000
Replace Paver, Trailer, Roller	Capital Equipment	PW-660	3	140,000
Replace Unit 679 Area Mower (2020 Replaced)	Capital Equipment	PW-679A	3	111,000
Replace 2017 UTV - Unit #695	Capital Equipment	PW-695	3	22,000
Replace 2017 UTV - Unit #696	Capital Equipment	PW-696	3	22,000
Reconstruction Streets: Sortebergs 6th	Street Improvements	17-STR-007A	3	851,136
Reconstruction Streets: Windsorwood	Street Improvements	19-STR-016	3	403,603
2027 MSA Overlays	Street Improvements	21-STR-016	3	692,120
2027 Neighborhood Overlays	Street Improvements	21-STR-017	3	986,128
MSA Juniper Ridge Dr Street Reconst	Street Improvements	21-STR-018	3	412,698
MSA 142nd Avenue Street Reconstruction	Street Improvements	21-STR-021	3	70,070
Magnesium Street Reconstruction	Street Improvements	22-STR-008	3	384,384
Rivers Bend 3rd & 4th Street Reconstruction	Street Improvements	23-STR-010	3	259,920
Hall-Anderson Acres Street Reconstruction	Street Improvements	23-STR-012	3	1,127,526
Oakwood Hills & Rambosek Red Oak Estates St Recon	Street Improvements	23-STR-013	3	320,320
Refurbish Water Tower #1	Water Utility	14-WTR-002	3	750,000
<i>Total for: Priority 3</i>				7,404,905

**Priority 5-Opportunity/Unfunded/Placeholder**

Old Town Hall Restoration	Municipal Buildings	08-BLDG-005	5	221,300
Trail Connections	Park Improvements	06-PARK-019	5	200,000
Acquire outlots A in Rivers Bluff & Reilly Estates	Site Acquisitions	06-ACQ-002	5	20,000
<i>Total for: Priority 5</i>				441,300
<b>Total for 2027</b>				<b>8,310,205</b>

Project Name	Department	Project #	Priority	Project Cost
--------------	------------	-----------	----------	--------------

**2028**

**Priority 1-Existing Obligation (High)**

Playground Replacement Program	Park Improvements	22-PARK-001	1	0
Annual MSA Pavement Marking Improvements	Street Improvements	22-STR-001	1	5,000

*Total for: Priority 1* 5,000

**Priority 3-Existing Obligation (Med)**

Ramsey Rugged Switches	Capital Equipment	23-IT-001	3	21,000
Replace 7R Siren	Capital Equipment	CIVIL-7R	3	15,000
Replace 9R Siren	Capital Equipment	CIVIL-9R	3	15,000
Replace Aerial Ladder Truck	Capital Equipment	FIRE-560	3	450,000
2028 Chevy Tahoe Replace 2024 Chevy Tahoe	Capital Equipment	POL-398	3	45,000
2028 Ford Utility Replace 2024 Ford Utility	Capital Equipment	POL-399	3	32,000
Replace 2018 Ford F-250 Extended Cab: Unit #601	Capital Equipment	PW-705	3	75,000
Replace 2017 International Plow Truck: Unit # 693	Capital Equipment	PW-706	3	250,000
Replace 2018 Ford F350 With Box: Unit #697	Capital Equipment	PW-707	3	78,000
Replace 2018 Ford F250 Pickup: Unit #698	Capital Equipment	PW-708	3	60,000
Replace 2018 Ford F350 -Dump & Plow: Unit #699	Capital Equipment	PW-709	3	85,000
Replace Unit 679 - 2013 Toro Wide Area Mower	Capital Equipment	PW-726	3	120,000
2028 MSA Overlays	Street Improvements	21-STR-019	3	1,134,000
2028 Neighborhood Overlays	Street Improvements	21-STR-020	3	384,038
Section 21 Unplatted	Street Improvements	23-STR-014	3	1,985,676
Ramsey Meadows 1st, 3rd & 4th Street Recon	Street Improvements	23-STR-015	3	299,145

*Total for: Priority 3* 5,048,859

**Priority 4-New Addition (Med)**

New 1-Ton Pickup With Box & Plow Equipment	Capital Equipment	PW-703	4	95,000
Observation boardwalk - Lake Itasca	Park Improvements	06-PARK-011	4	60,000

*Total for: Priority 4* 155,000

**Total for 2028** 5,208,859

**2029**

**Priority 1-Existing Obligation (High)**

Playground Replacement Program	Park Improvements	22-PARK-001	1	100,000
Annual MSA Pavement Marking Improvements	Street Improvements	22-STR-001	1	4,000

*Total for: Priority 1* 104,000

**Priority 3-Existing Obligation (Med)**

Replace Fire-Administrative Captain Vehicle	Capital Equipment	FIRE-580	3	50,000
2029 Ford Explorer Replace 2025 Ford Explorer	Capital Equipment	POL-400	3	33,000
2029 Chevy Caprice Replace 2025 Chev Caprice	Capital Equipment	POL-401	3	34,000
Replace 2009 Jetter/Vac Truck - Unit #673	Capital Equipment	PW-673	3	750,000
Replace Unit #611 2019 Chev Pickup	Capital Equipment	PW-716	3	65,000
Replace Unit #602: 2019 Utility Tractor	Capital Equipment	PW-717	3	190,000
Replace Unit #604: 2019 Backhoe	Capital Equipment	PW-718	3	80,000
Replace Unit #415: 2019 Chevy Silverado Pickup	Capital Equipment	PW-719	3	52,000
Concrete Repairs	Street Improvements	17-STR-012	3	1,049,999
2029 MSA Overlays	Street Improvements	21-STR-022	3	632,363
2029 Neighborhood Overlays	Street Improvements	21-STR-023	3	347,078
Section 17 Unplatted Street Reconstruction	Street Improvements	23-STR-016	3	563,063
Alicia Street Reconstruction	Street Improvements	23-STR-017	3	574,324
Section 07 Unplatted Street Reconstruction	Street Improvements	23-STR-018	3	91,216
Menkvelds Country Park Street Reconstruction	Street Improvements	23-STR-019	3	614,460

Project Name	Department	Project #	Priority	Project Cost
Sunfish Square 1st & 2nd Street Reconstruction	Street Improvements	23-STR-020	3	590,205
<i>Total for: Priority 3</i>				5,716,708
<b>Total for 2029</b>				<b>5,820,708</b>

## 2030

### Priority 1-Existing Obligation (High)

Playground Replacement Program	Park Improvements	22-PARK-001	1	0
Annual MSA Pavement Marking Improvements	Street Improvements	22-STR-001	1	26,000
<i>Total for: Priority 1</i>				26,000

### Priority 3-Existing Obligation (Med)

Replace Police Copier	Capital Equipment	21-IT-001	3	24,000
Replace Assistant Fire Chief Vehicle (571)	Capital Equipment	FIRE-581	3	50,000
Replace Fire Duty Officer Vehicle (569)	Capital Equipment	FIRE-582	3	45,000
2030 Ford Explorer Replace 2021 Ford Explorer #313	Capital Equipment	POL-370	3	32,000
Replace 2026 Ford Utility	Capital Equipment	POL-402	3	35,500
Replace 2026 Chevrolet Tahoe	Capital Equipment	POL-403	3	45,000
Replace 2026 Chevrolet Caprice	Capital Equipment	POL-404	3	34,000
Reconstruction Streets: Nature View	Street Improvements	17-STR-007	3	510,048
2030 MSA Overlays	Street Improvements	21-STR-024	3	60,638
2030 Neighborhood Overlays	Street Improvements	21-STR-025	3	785,978
MSA Alpine Drive Street Recon (TH 47/Roanoke St)	Street Improvements	21-STR-026	3	1,092,861
MSA Sunwood Drive Street Recon (CSAH 5/Erkium St)	Street Improvements	21-STR-027	3	346,500
River Bluffs Street Reconstruction	Street Improvements	23-STR-021	3	161,700
Section 24 Unplatted Street Reconstruction	Street Improvements	23-STR-022	3	239,316
Woodlawn Estates Street Reconstruction	Street Improvements	23-STR-023	3	990,990
<i>Total for: Priority 3</i>				4,453,531

### Priority 4-New Addition (Med)

Field Lighting - Central or Alpine Park	Park Improvements	17-PARK-006	4	200,000
<i>Total for: Priority 4</i>				200,000

## Total for 2030

**4,679,531**

## 2031

### Priority 1-Existing Obligation (High)

Playground Replacement Program	Park Improvements	22-PARK-001	1	100,000
Annual MSA Pavement Marking Improvements	Street Improvements	22-STR-001	1	24,000
<i>Total for: Priority 1</i>				124,000

### Priority 3-Existing Obligation (Med)

Ramsey Networking Switches Replacement	Capital Equipment	22-IT-001	3	48,000
Replace Fire Chief Vehicle (573)	Capital Equipment	FIRE-583	3	50,000
Replace Fire Prevention Vehicle (572)	Capital Equipment	FIRE-584	3	50,000
Replace Unit 616 - 2021 Bobcat Skidsteer	Capital Equipment	PW-721	3	65,000
Replace Unit 620 - 2021 F350	Capital Equipment	PW-722	3	75,000
Replace Unit 621- 2021 John Deere Mower	Capital Equipment	PW-723	3	20,000
Replacement truck for Unit 622 -2022 Western Star	Capital Equipment	PW-724	3	290,000
Replace unit 624 - 2021 KMI Patching Trailer	Capital Equipment	PW-725	3	40,000
Replace Unit 618 a 2021 Felling Trailer	Capital Equipment	PW-727	3	13,000
Replace Unit 623 - 2021 H&H Tandem Mow Trailer	Capital Equipment	PW-728	3	12,000
Replace Unit 615 - 2021 Kubota Skid Steer	Capital Equipment	PW-729	3	60,000
2031 MSA Pavement Overlay Improvements	Street Improvements	22-STR-003	3	851,813
2031 Neighborhood Pavement Overlay Impr	Street Improvements	22-STR-005	3	821,205

<b>Project Name</b>	<b>Department</b>	<b>Project #</b>	<b>Priority</b>	<b>Project Cost</b>
MSA - Alpine Drive St Recon (Variolite/Ramsey Blvd)	Street Improvements	22-STR-006	3	505,313
Klemish & Klemish & Flores Street Reconstruction	Street Improvements	22-STR-007	3	730,884
The North Forty Street Reconstructions	Street Improvements	22-STR-009	3	776,160
Section 15 Unplatted Street Reconstruction	Street Improvements	23-STR-024	3	1,015,476
<i>Total for: Priority 3</i>				5,423,851
<b>Total for 2031</b>				<b>5,547,851</b>

**2032**

***Priority 1-Existing Obligation (High)***

Playground Replacement Program	Park Improvements	22-PARK-001	1	100,000
Annual MSA Pavement Marking Improvements	Street Improvements	22-STR-001	1	5,000
<i>Total for: Priority 1</i>				105,000

***Priority 3-Existing Obligation (Med)***

MSA - Alpine Drive (CSAH 5/TH 47) Reconstruction	Street Improvements	23-STR-025	3	565,950
MSA - Alpine Drive (CR 57/CSAH 5) Reconstruction	Street Improvements	23-STR-026	3	474,994
MSA-Jaspar Street (Sunwood Drive/McKinely Street)	Street Improvements	23-STR-027	3	424,463
Deerwood Street Reconstruction	Street Improvements	23-STR-028	3	763,224
Echo Ridge Street Reconstruction	Street Improvements	23-STR-029	3	155,232
Northfork Lake Street Reconstruction	Street Improvements	23-STR-030	3	429,660
Northfork Oaks 2nd Street Reconstruction	Street Improvements	23-STR-031	3	374,220
Northfork Oaks 3rd Street Reconstruction	Street Improvements	23-STR-032	3	595,980
Brookview Estates Street Reconstruction	Street Improvements	23-STR-033	3	566,966
<i>Total for: Priority 3</i>				4,350,689

***Priority 5-Opportunity/Unfunded/Placeholder***

Community Center Construction	Municipal Buildings	04-BLDG-002	5	20,000,000
<i>Total for: Priority 5</i>				20,000,000

**Total for 2032** **24,455,689**

**GRAND TOTAL** **149,786,469**

City of Ramsey, Minnesota  
*Capital Improvement Program*

2023 thru 2032

**PROJECTS & FUNDING SOURCES BY CATEGORY**

Category	2023	2024	2025	2026	2027	2028	2029	2030	2031	2032	Total
<b>Capital Equipment</b>											
Core Switch Replacement <i>General Fund</i>				52,000 <i>52,000</i>							52,000 <i>52,000</i>
Engineering Plotter Replacement <i>General Fund</i>			10,000 <i>10,000</i>								10,000 <i>10,000</i>
Council Chamber, Fire 1/2, Park Ramp & P W Switch <i>General Fund</i>		30,000 <i>30,000</i>									30,000 <i>30,000</i>
Public Works Utilities Switch <i>General Fund</i>		7,000 <i>7,000</i>									7,000 <i>7,000</i>
2nd Floor Workroom Copier <i>General Fund</i>			10,000 <i>10,000</i>								10,000 <i>10,000</i>
Building Copier <i>General Fund</i>			10,000 <i>10,000</i>								10,000 <i>10,000</i>
Community Development Workroom Copier <i>General Fund</i>			10,000 <i>10,000</i>								10,000 <i>10,000</i>
Virtual Server Refresh <i>General Fund</i>				33,000 <i>33,000</i>							33,000 <i>33,000</i>
Replace Police Copier <i>General Fund</i>								24,000 <i>24,000</i>			24,000 <i>24,000</i>
Ramsey Networking Switches Replacement <i>General Fund</i>									48,000 <i>48,000</i>		48,000 <i>48,000</i>
Ramsey Rugged Switches <i>General Fund</i>						21,000 <i>21,000</i>					21,000 <i>21,000</i>
Replace 10R Siren <i>General Fund</i>		15,000 <i>15,000</i>									15,000 <i>15,000</i>
Replace 11R Siren <i>General Fund</i>		15,000 <i>15,000</i>									15,000 <i>15,000</i>
Replace 16R Siren <i>Equipment Revolving Fund</i>	15,000 <i>15,000</i>										15,000 <i>15,000</i>
Replace 17R Siren <i>Equipment Revolving Fund</i>	15,000 <i>15,000</i>										15,000 <i>15,000</i>

Category		2023	2024	2025	2026	2027	2028	2029	2030	2031	2032	Total
Replace 1R Siren	CIVIL-1R			15,000								15,000
<i>General Fund</i>				<b>15,000</b>								<b>15,000</b>
Replace 2R Siren	CIVIL-2N			15,000								15,000
<i>General Fund</i>				<b>15,000</b>								<b>15,000</b>
Replace 3R Siren	CIVIL-3R				15,000							15,000
<i>General Fund</i>					<b>15,000</b>							<b>15,000</b>
Replace 4R Siren	CIVIL-4R				15,000							15,000
<i>General Fund</i>					<b>15,000</b>							<b>15,000</b>
Replace 5R Siren	CIVIL-5R					15,000						15,000
<i>General Fund</i>						<b>15,000</b>						<b>15,000</b>
Replace 6R Siren	CIVIL-6N					15,000						15,000
<i>General Fund</i>						<b>15,000</b>						<b>15,000</b>
Replace 7R Siren	CIVIL-7R						15,000					15,000
<i>General Fund</i>							<b>15,000</b>					<b>15,000</b>
Replace 9R Siren	CIVIL-9R						15,000					15,000
<i>General Fund</i>							<b>15,000</b>					<b>15,000</b>
Replace Tanker 11 (501)	FIRE-501		550,000									550,000
<i>General Fund</i>			<b>550,000</b>									<b>550,000</b>
Replace Engine #21 (565)	FIRE-502			350,000	350,000							700,000
<i>General Fund</i>				<b>350,000</b>	<b>350,000</b>							<b>700,000</b>
Replace Grass 11 (562)	FIRE-505					45,000						45,000
<i>General Fund</i>						<b>45,000</b>						<b>45,000</b>
Replace Fire Rescue #21 (557)	FIRE-557	275,000										275,000
<i>Equipment Revolving Fund</i>		<b>22,757</b>										<b>22,757</b>
<i>Public Works Campus</i>		<b>242,243</b>										<b>242,243</b>
<i>Trade In/Resale Value</i>		<b>10,000</b>										<b>10,000</b>
Replace Aerial Ladder Truck	FIRE-560					450,000	450,000					900,000
<i>General Fund</i>						<b>450,000</b>	<b>450,000</b>					<b>900,000</b>
Replace, Boat, Motor, Trailer Rescue	FIRE-561					10,000						10,000
<i>General Fund</i>						<b>10,000</b>						<b>10,000</b>
Replace Rescue 11 (559)	FIRE-564			250,000								250,000
<i>General Fund</i>				<b>250,000</b>								<b>250,000</b>
Replace Assistant Fire Chief Vehicle #571	FIRE-566A			50,000								50,000
<i>General Fund</i>				<b>50,000</b>								<b>50,000</b>
Replace Fire Chief Vehicle (573)	FIRE-569A				50,000							50,000
<i>General Fund</i>					<b>50,000</b>							<b>50,000</b>
Replace Fire Duty Officer Vehicle (569)	FIRE-570A			45,000								45,000
<i>General Fund</i>				<b>45,000</b>								<b>45,000</b>
Replace SCBA Compressor	FIRE-578	25,000										25,000
<i>Public Works Campus</i>		<b>25,000</b>										<b>25,000</b>
Replace Fire-Administrative Captain Vehicle (333)	FIRE-579		50,000									50,000
<i>General Fund</i>			<b>50,000</b>									<b>50,000</b>

<b>Category</b>		<b>2023</b>	<b>2024</b>	<b>2025</b>	<b>2026</b>	<b>2027</b>	<b>2028</b>	<b>2029</b>	<b>2030</b>	<b>2031</b>	<b>2032</b>	<b>Total</b>
Replace Fire-Administrative Captain Vehicle	FIRE-580							50,000				50,000
<i>General Fund</i>								50,000				50,000
Replace Assistant Fire Chief Vehicle (571)	FIRE-581								50,000			50,000
<i>General Fund</i>									50,000			50,000
Replace Fire Duty Officer Vehicle (569)	FIRE-582								45,000			45,000
<i>General Fund</i>									45,000			45,000
Replace Fire Chief Vehicle (573)	FIRE-583									50,000		50,000
<i>General Fund</i>										50,000		50,000
Replace Fire Prevention Vehicle (572)	FIRE-584									50,000		50,000
<i>General Fund</i>										50,000		50,000
Replace Maintenance Vehicle (564)	GENGOV-001			60,000								60,000
<i>General Fund</i>				60,000								60,000
Sweeper Scrubber	GENGOV-003			30,000								30,000
<i>General Fund</i>				30,000								30,000
Replace 2013 F-250 Pickup Unit #410	GENGOV-004			58,000								58,000
<i>General Fund</i>				58,000								58,000
Building Inspector Vehicle	GENGOV-005	30,000										30,000
<i>Fleet Vehicles</i>		30,000										30,000
2023 Ford Explorer Replace 2016 Ford Explorer #351	POL-335	41,230										41,230
<i>Equipment Revolving Fund</i>		13,310										13,310
<i>Fleet Vehicles</i>		27,920										27,920
2023 Ford F-150 Replace 2005 F150 #359	POL-359	38,521										38,521
<i>Equipment Revolving Fund</i>		38,521										38,521
2024 Ford Taurus Replace 2018 Ford Taurus #383	POL-366	32,000										32,000
<i>Equipment Revolving Fund</i>		14,610										14,610
<i>Fleet Vehicles</i>		17,390										17,390
2023 Ford Taurus Replace 2018 Ford Taurus #384	POL-367	32,000										32,000
<i>Equipment Revolving Fund</i>		32,000										32,000
2023 Chev Tahoe Replace 2018 Chev Tahoe #373	POL-369	40,875										40,875
<i>Equipment Revolving Fund</i>		40,875										40,875
2030 Ford Explorer Replace 2021 Ford Explorer #313	POL-370								32,000			32,000
<i>General Fund</i>									32,000			32,000
2022 Chev Tahoe Replace 2016 Chev Tahoe #361	POL-372		40,000									40,000
<i>General Fund</i>			40,000									40,000
2024 Chev Tahoe Replace 2020 Chev Tahoe #395	POL-381		41,000									41,000
<i>General Fund</i>			41,000									41,000

Category		2023	2024	2025	2026	2027	2028	2029	2030	2031	2032	Total
2024 Chev Impala Replace 2016 Chev Impala #366	POL-382		35,000									35,000
<i>General Fund</i>			<b>35,000</b>									<b>35,000</b>
2025 Ford Explorer Replace 2021 Ford Explorer #3XX	POL-383			35,000								35,000
<i>General Fund</i>				<b>35,000</b>								<b>35,000</b>
2025 Chevy Caprice Replace 2021 Chevy Caprice #3XX	POL-384			33,500								33,500
<i>General Fund</i>				<b>33,500</b>								<b>33,500</b>
2025 Chevy Impala Replace 2017 Chev Impala #377	POL-385			33,500								33,500
<i>General Fund</i>				<b>33,500</b>								<b>33,500</b>
2026 Ford Explorer Replace 2022 Ford Explorer #3XX	POL-390				35,500							35,500
<i>General Fund</i>					<b>35,500</b>							<b>35,500</b>
2026 Ford Explorer replace 2022 Ford Explorer #3XX	POL-391				44,000							44,000
<i>General Fund</i>					<b>44,000</b>							<b>44,000</b>
2027 Chev Tahoe Replace 2023 Chev Tahoe #3XX	POL-393					44,500						44,500
<i>General Fund</i>						<b>44,500</b>						<b>44,500</b>
2027 Chev Tahoe Replace 2023 Chev Tahoe #3XX	POL-394					44,500						44,500
<i>General Fund</i>						<b>44,500</b>						<b>44,500</b>
2027 Ford Utility SUV Replace 2023 Ford Utili #3XX	POL-395					36,000						36,000
<i>General Fund</i>						<b>36,000</b>						<b>36,000</b>
2024 Acadia Replaces 2016 Acadia #367	POL-396		35,000									35,000
<i>General Fund</i>			<b>35,000</b>									<b>35,000</b>
2028 Chevy Tahoe Replace 2024 Chevy Tahoe	POL-398						45,000					45,000
<i>General Fund</i>							<b>45,000</b>					<b>45,000</b>
2028 Ford Utility Replace 2024 Ford Utility	POL-399						32,000					32,000
<i>General Fund</i>							<b>32,000</b>					<b>32,000</b>
2029 Ford Explorer Replace 2025 Ford Explorer	POL-400							33,000				33,000
<i>General Fund</i>								<b>33,000</b>				<b>33,000</b>
2029 Chevy Caprice Replace 2025 Chev Caprice	POL-401							34,000				34,000
<i>General Fund</i>								<b>34,000</b>				<b>34,000</b>
Replace 2026 Ford Utility	POL-402								35,500			35,500
<i>General Fund</i>									<b>35,500</b>			<b>35,500</b>
Repalce 2026 Chevrolet Tahoe	POL-403								45,000			45,000
<i>General Fund</i>									<b>45,000</b>			<b>45,000</b>

Category		2023	2024	2025	2026	2027	2028	2029	2030	2031	2032	Total
Replace 2026 Chevrolet Caprice	POL-404								34,000			34,000
<i>General Fund</i>									<b>34,000</b>			<b>34,000</b>
Replace 2004 Tree Spade	PW-002			52,000								52,000
<i>General Fund</i>				<b>52,000</b>								<b>52,000</b>
Replace 2004 Pull Behind PTO Mower	PW-004					28,000						28,000
<i>General Fund</i>						<b>28,000</b>						<b>28,000</b>
Replace 2004 Snow Thrower	PW-005			130,000								130,000
<i>General Fund</i>				<b>130,000</b>								<b>130,000</b>
Replace 2004 Mobile Generator	PW-006					164,000						164,000
<i>Sewer Utility Fund</i>						<b>164,000</b>						<b>164,000</b>
Replace Engr Car #407 With Equinox	PW-407	30,000										30,000
<i>Fleet Vehicles</i>		<b>29,000</b>										<b>29,000</b>
<i>Trade In/Resale Value</i>		<b>1,000</b>										<b>1,000</b>
Replace 1999 John Deere Grader: Unit #603	PW-603				472,000							472,000
<i>General Fund</i>					<b>472,000</b>							<b>472,000</b>
Replace 2019 Brush Chipper - Unit #605	PW-605			52,000								52,000
<i>General Fund</i>				<b>52,000</b>								<b>52,000</b>
Replace 2006 3/4 Ton Truck 2x4 Unit #654	PW-654	65,100										65,100
<i>Public Works Campus</i>		<b>59,100</b>										<b>59,100</b>
<i>Trade In/Resale Value</i>		<b>6,000</b>										<b>6,000</b>
Replace Paver, Trailer, Roller	PW-660					140,000						140,000
<i>General Fund</i>						<b>140,000</b>						<b>140,000</b>
Replace 2007 Tandem Axle Plow Truck: Unit #662	PW-662	290,950										290,950
<i>Public Works Campus</i>		<b>270,950</b>										<b>270,950</b>
<i>Trade In/Resale Value</i>		<b>20,000</b>										<b>20,000</b>
Replace 2007 Chevy Pickup: Unit #665	PW-665			27,000								27,000
<i>General Fund</i>				<b>27,000</b>								<b>27,000</b>
Replace 2007 International Water Truck: Unit #669	PW-669				200,000							200,000
<i>General Fund</i>					<b>100,000</b>							<b>100,000</b>
<i>Storm Water Utility Fund</i>					<b>100,000</b>							<b>100,000</b>
Replace 2009 Jetter/Vac Truck - Unit #673	PW-673							750,000				750,000
<i>Sewer Utility Fund</i>								<b>750,000</b>				<b>750,000</b>
Replace 2009 2WD Pickup: Unit 674	PW-674		72,000									72,000
<i>General Fund</i>			<b>72,000</b>									<b>72,000</b>
Replace Unit 676- 2010 4 Wheel Drive 1ton	PW-676	87,310										87,310
<i>Public Works Campus</i>		<b>75,310</b>										<b>75,310</b>
<i>Trade In/Resale Value</i>		<b>12,000</b>										<b>12,000</b>

Category		2023	2024	2025	2026	2027	2028	2029	2030	2031	2032	Total
Replace Unit 678 2013-1ton Truck w/ Plow Equipment	PW-678A				68,000							68,000
<i>General Fund</i>					68,000							68,000
Replace Unit 679 Area Mower (2020 Replaced)	PW-679A					111,000						111,000
<i>General Fund</i>						111,000						111,000
Replace 2014-1Ton Truck w/ Plow Equipt: Unit #680	PW-680				62,000							62,000
<i>General Fund</i>					62,000							62,000
Replace Unit 681 Utility truck	PW-681		100,000									100,000
<i>Sewer Utility Fund</i>			50,000									50,000
<i>Storm Water Utility Fund</i>			25,000									25,000
<i>Water Utility Fund</i>			25,000									25,000
Replace 2019 Exmark Mower (Orig Unit #683)	PW-683		18,000									18,000
<i>General Fund</i>			18,000									18,000
Replace 2019 Exmark Mower (Orig Unit #684)	PW-684		18,000									18,000
<i>General Fund</i>			18,000									18,000
Replace 2019 Exmark Mower (Orig Unit #685)	PW-685		18,000									18,000
<i>General Fund</i>			18,000									18,000
Replace Unit #686 - 2015 Kubota Tractor	PW-686				55,000							55,000
<i>General Fund</i>					55,000							55,000
Replace Unit #687 2015 Toolcat	PW-687				60,000							60,000
<i>General Fund</i>					60,000							60,000
Replace Unit 688 2015 Case Loader	PW-688			210,000								210,000
<i>General Fund</i>				210,000								210,000
Replace 2015 Kaboa ATV Unit #689	PW-689			20,000								20,000
<i>General Fund</i>				20,000								20,000
Replace 2015 Kabota Mower	PW-690			20,000								20,000
<i>General Fund</i>				20,000								20,000
Replace 2016 Street Sweeper - Unit #691	PW-691A		225,000									225,000
<i>Storm Water Utility Fund</i>			225,000									225,000
Replace 2016- 1-ton truck Unit #692	PW-692A				75,000							75,000
<i>General Fund</i>					75,000							75,000
Replace 2016 Street Sweeper - Unit #694	PW-694A			225,000								225,000
<i>Storm Water Utility Fund</i>				225,000								225,000
Replace 2017 UTV - Unit #695	PW-695					22,000						22,000
<i>General Fund</i>						22,000						22,000
Replace 2017 UTV - Unit #696	PW-696					22,000						22,000
<i>General Fund</i>						22,000						22,000
New Velocity Patcher	PW-700			250,000								250,000

Category		2023	2024	2025	2026	2027	2028	2029	2030	2031	2032	Total
<b>General Fund</b>				250,000								250,000
New Electric Utility Vehicle	PW-702			35,000								35,000
<b>General Fund</b>				35,000								35,000
New 1-Ton Pickup With Box & Plow Equipment	PW-703						95,000					95,000
<b>General Fund</b>							95,000					95,000
Replace 2018 Ford F-250 Extended Cab: Unit #601	PW-705						75,000					75,000
<b>General Fund</b>							75,000					75,000
Replace 2017 International Plow Truck: Unit # 693	PW-706						250,000					250,000
<b>General Fund</b>							250,000					250,000
Replace 2018 Ford F350 With Box: Unit #697	PW-707						78,000					78,000
<b>Sewer Utility Fund</b>							39,000					39,000
<b>Water Utility Fund</b>							39,000					39,000
Replace 2018 Ford F250 Pickup: Unit #698	PW-708						60,000					60,000
<b>General Fund</b>							60,000					60,000
Replace 2018 Ford F350 -Dump & Plow: Unit #699	PW-709						85,000					85,000
<b>General Fund</b>							85,000					85,000
Replace Unit #611 2019 Chev Pickup	PW-716							65,000				65,000
<b>General Fund</b>								65,000				65,000
Replace Unit #602: 2019 Utility Tractor	PW-717							190,000				190,000
<b>General Fund</b>								190,000				190,000
Replace Unit #604: 2019 Backhoe	PW-718							80,000				80,000
<b>General Fund</b>								46,000				46,000
<b>Sewer Utility Fund</b>								17,000				17,000
<b>Water Utility Fund</b>								17,000				17,000
Replace Unit #415: 2019 Chevy Silverado Pickup	PW-719							52,000				52,000
<b>General Fund</b>								52,000				52,000
Replace Unit 616 - 2021 Bobcat Skidsteer	PW-721									65,000		65,000
<b>General Fund</b>										65,000		65,000
Replace Unit 620 - 2021 F350	PW-722									75,000		75,000
<b>General Fund</b>										75,000		75,000
Replace Unit 621- 2021 John Deere Mower	PW-723									20,000		20,000
<b>Water Utility Fund</b>										20,000		20,000
Replacement truck for Unit 622 -2022 Western Star	PW-724									290,000		290,000
<b>General Fund</b>										290,000		290,000
Replace unit 624 - 2021 KMI Patching Trailer	PW-725									40,000		40,000

Category		2023	2024	2025	2026	2027	2028	2029	2030	2031	2032	Total
<b>General Fund</b>										40,000		40,000
Replace Unit 679 - 2013 Toro Wide Area Mower	PW-726						120,000					120,000
<b>General Fund</b>							120,000					120,000
Replace Unit 618 a 2021 Felling Trailer	PW-727									13,000		13,000
<b>General Fund</b>										13,000		13,000
Replace Unit 623 - 2021 H&H Tandem Mow Trailer	PW-728									12,000		12,000
<b>General Fund</b>										12,000		12,000
Replace Unit 615 - 2021 Kubota Skid Steer	PW-729									60,000		60,000
<b>General Fund</b>										60,000		60,000
3/4 Ton Pickup with Plow for Utilities	PW-732	61,000										61,000
<b>Water Utility Fund</b>		61,000										61,000
Vactor Trailer	PW-733	121,500										121,500
<b>Storm Water Utility Fund</b>		121,500										121,500
3/4 Ton Pickup with Plow - Streets	PW-734	58,542										58,542
<b>Public Works Campus</b>		58,542										58,542
Snow Pusher box for Front-End Loader	PW-735	18,855										18,855
<b>Public Works Campus</b>		18,855										18,855
<b>Capital Equipment Total</b>		<b>1,277,883</b>	<b>1,269,000</b>	<b>2,036,000</b>	<b>1,586,500</b>	<b>1,147,000</b>	<b>1,341,000</b>	<b>1,254,000</b>	<b>265,500</b>	<b>723,000</b>		<b>10,899,883</b>

### **Municipal Building**

Community Center Construction	04-BLDG-002									20,000,000		20,000,000
<b>To Be Determined</b>										20,000,000		20,000,000
Old Town Hall Restoration	08-BLDG-005					221,300						221,300
<b>To Be Determined</b>						221,300						221,300
Sprinkler System @ Fire Station #1	10-BLDG-004	25,000										25,000
<b>Capital Maintenance Fund</b>		25,000										25,000
City Hall Exterior Lighting	20-BLDG-001	40,000										40,000
<b>Capital Maintenance Fund</b>		40,000										40,000
City Hall Landscaping	20-BLDG-002	75,000										75,000
<b>Capital Maintenance Fund</b>		75,000										75,000
Repair Roof on Fire Station #1	20-BLDG-004	15,000										15,000
<b>Capital Maintenance Fund</b>		15,000										15,000
Replace City Hall Carpeting	20-BLDG-005	15,000										15,000
<b>Capital Maintenance Fund</b>		15,000										15,000
Replace City Hall Caulking & Grout	20-BLDG-006	15,000										15,000
<b>Capital Maintenance Fund</b>		15,000										15,000
Replace City Hall Counter Tops	20-BLDG-007		15,000									15,000
<b>Capital Maintenance Fund</b>			15,000									15,000
<b>Municipal Building Total</b>		<b>185,000</b>	<b>15,000</b>			<b>221,300</b>					<b>20,000,000</b>	<b>20,421,300</b>

Category		2023	2024	2025	2026	2027	2028	2029	2030	2031	2032	Total
<b>Park Improvement</b>												
Elmcrest Park & The Draw Entrance Monument & Sign	04-PARK-003	80,000										80,000
<i>Park Improvement Trust Fund</i>		<b>80,000</b>										<b>80,000</b>
Acquire outlots A in Rivers Bluff & Reilly Estates	06-ACQ-002					20,000						20,000
<i>Park Improvement Trust Fund</i>						<b>20,000</b>						<b>20,000</b>
Observation boardwalk - Lake Itasca	06-PARK-011						60,000					60,000
<i>Park Improvement Trust Fund</i>							<b>60,000</b>					<b>60,000</b>
Observation deck on the Mississippi E of Dolomite	06-PARK-015		100,000									100,000
<i>Park Improvement Trust Fund</i>			<b>100,000</b>									<b>100,000</b>
Trail Connections	06-PARK-019	30,000	80,000	200,000	400,000	200,000						910,000
<i>Park Improvement Trust Fund</i>		<b>30,000</b>	<b>80,000</b>	<b>200,000</b>	<b>400,000</b>	<b>200,000</b>						<b>910,000</b>
Alpaca Estates Outlot	08-ACQ-002				35,000							35,000
<i>Park Improvement Trust Fund</i>					<b>35,000</b>							<b>35,000</b>
Park Development in The COR	08-PARK-005	1,200,000										1,200,000
<i>Park Improvement Trust Fund</i>		<b>1,200,000</b>										<b>1,200,000</b>
Field Lighting - Central or Alpine Park	17-PARK-006								200,000			200,000
<i>Grants/Outside Sources</i>									<b>50,000</b>			<b>50,000</b>
<i>Lawful Gambling Fund</i>									<b>150,000</b>			<b>150,000</b>
Northfork North Trail Connection	17-PARK-007	150,000										150,000
<i>Park Improvement Trust Fund</i>		<b>150,000</b>										<b>150,000</b>
Amphitheater Lighting	18-PARK-003	40,000										40,000
<i>Park Improvement Trust Fund</i>		<b>40,000</b>										<b>40,000</b>
Aeration for Sunfish Lake & The Draw	18-PARK-005	40,000										40,000
<i>Park Improvement Trust Fund</i>		<b>40,000</b>										<b>40,000</b>
River's Bend South Shelter Replacement	21-PARK-001	75,000										75,000
<i>Park Improvement Trust Fund</i>		<b>75,000</b>										<b>75,000</b>
Central Park Main Parking Lot Reconstruction	21-PARK-002	800,000										800,000
<i>Capital Maintenance Fund</i>		<b>340,000</b>										<b>340,000</b>
<i>Park Improvement Trust Fund</i>		<b>345,000</b>										<b>345,000</b>
<i>Storm Water Utility Fund</i>		<b>115,000</b>										<b>115,000</b>
Playground Replacement Program	22-PARK-001	100,000	100,000	100,000	100,000	100,000	0	100,000	0	100,000	100,000	800,000
<i>Lawful Gambling Fund</i>		<b>100,000</b>	<b>100,000</b>	<b>100,000</b>	<b>100,000</b>	<b>100,000</b>	<b>0</b>	<b>100,000</b>	<b>0</b>	<b>100,000</b>	<b>100,000</b>	<b>800,000</b>
Boulevard Trees - Sunwood Drive in COR	22-PARK-002	80,000										80,000
<i>Tax Increment Fund #14</i>		<b>80,000</b>										<b>80,000</b>
Disc Golf Course	22-PARK-003	10,000	50,000									60,000
<i>General Fund</i>		<b>10,000</b>										<b>10,000</b>
<i>Park Improvement Trust Fund</i>			<b>50,000</b>									<b>50,000</b>
Off Leash Area	22-PARK-004	25,000										25,000
<i>Park Improvement Trust Fund</i>		<b>25,000</b>										<b>25,000</b>

Category		2023	2024	2025	2026	2027	2028	2029	2030	2031	2032	Total
<b>Park Improvement Total</b>		<b>2,630,000</b>	<b>330,000</b>	<b>300,000</b>	<b>535,000</b>	<b>320,000</b>	<b>60,000</b>	<b>100,000</b>	<b>200,000</b>	<b>100,000</b>	<b>100,000</b>	<b>4,675,000</b>
<b>Sewer Utility Improvement</b>												
Fire Station 1 Sanitary Sewer Service	12-SEW-002	15,000										15,000
<i>Sewer Utility Fund</i>		<b>15,000</b>										<b>15,000</b>
Replace Pumps at Lift Station #2	19-SEW-003	45,000										45,000
<i>Sewer Utility Fund</i>		<b>45,000</b>										<b>45,000</b>
Trott Brook Crossing Lift Station and Forcemain	23-SEW-001	1,500,000										1,500,000
<i>Sewer Utility Fund</i>		<b>1,500,000</b>										<b>1,500,000</b>
<b>Sewer Utility Improvement Total</b>		<b>1,560,000</b>										<b>1,560,000</b>
<b>Storm Water Utility Improvement</b>												
Stormwater Drainage Improvements	12-STRM-001		150,000			350,000						500,000
<i>Storm Water Utility Fund</i>			<b>150,000</b>			<b>350,000</b>						<b>500,000</b>
Outlet Control Structure Improvements	19-STRM-001	100,000										100,000
<i>Storm Water Utility Fund</i>		<b>100,000</b>										<b>100,000</b>
<b>Storm Water Utility Improvement Total</b>		<b>100,000</b>	<b>150,000</b>			<b>350,000</b>						<b>600,000</b>
<b>Street Improvement</b>												
Zeolite Roadway Improvements	04-STR-012				1,091,000							1,091,000
<i>Public Improvement Revolving Fund</i>					<b>206,000</b>							<b>206,000</b>
<i>Sewer Utility Fund</i>					<b>41,000</b>							<b>41,000</b>
<i>Storm Water Utility Fund</i>					<b>96,000</b>							<b>96,000</b>
<i>Street Light Utility Fund</i>					<b>46,000</b>							<b>46,000</b>
<i>Tax Increment Fund #2</i>					<b>517,000</b>							<b>517,000</b>
<i>Water Utility Fund</i>					<b>185,000</b>							<b>185,000</b>
Sunwood Drive Roundabout Landscaping	15-STR-003		20,000									20,000
<i>Public Improvement Revolving Fund</i>			<b>20,000</b>									<b>20,000</b>
HWY 10 and BNSF RR Grade Separation at Ramsey Blvd	16-STR-002		1,000,000	1,000,000								2,000,000
<i>MSA</i>			<b>500,000</b>	<b>500,000</b>								<b>1,000,000</b>
<i>Public Improvement Revolving Fund</i>			<b>500,000</b>	<b>500,000</b>								<b>1,000,000</b>
HWY 10 & BNSF RR Grade Separation at Sunfish Lk Bl	16-STR-003		1,000,000	1,000,000								2,000,000
<i>MSA</i>			<b>500,000</b>	<b>500,000</b>								<b>1,000,000</b>
<i>Public Improvement Revolving Fund</i>			<b>500,000</b>	<b>500,000</b>								<b>1,000,000</b>
Reconstruction Streets: Barthels Rum River Acres	17-STR-001		880,979									880,979
<i>Pavement Management Fund</i>			<b>800,890</b>									<b>800,890</b>
<i>Storm Water Utility Fund</i>			<b>80,089</b>									<b>80,089</b>

<b>Category</b>		<b>2023</b>	<b>2024</b>	<b>2025</b>	<b>2026</b>	<b>2027</b>	<b>2028</b>	<b>2029</b>	<b>2030</b>	<b>2031</b>	<b>2032</b>	<b>Total</b>
Reconstruction Streets: Halls Dover Acres	17-STR-006		859,717									859,717
<i>Pavement Management Fund</i>			554,288									554,288
<i>Storm Water Utility Fund</i>			55,429									55,429
<i>Water Utility Fund</i>			250,000									250,000
Reconstruction Streets: Nature View	17-STR-007								510,048			510,048
<i>Pavement Management Fund</i>									463,680			463,680
<i>Storm Water Utility Fund</i>									46,368			46,368
Reconstruction Streets: Sortebergs 6th	17-STR-007A					851,136						851,136
<i>Pavement Management Fund</i>						773,760						773,760
<i>Storm Water Utility Fund</i>						77,376						77,376
Reconstruct Streets: Fox Ridge Estates 1st & 2nd	17-STR-008			2,921,688								2,921,688
<i>Pavement Management Fund</i>				2,656,080								2,656,080
<i>Storm Water Utility Fund</i>				265,608								265,608
Reconstruction Streets: Rodeo Hills/Valley View	17-STR-009		1,237,565									1,237,565
<i>Pavement Management Fund</i>			1,125,059									1,125,059
<i>Storm Water Utility Fund</i>			112,506									112,506
2024 MSA Overlays: McKinley St	17-STR-011		48,606									48,606
<i>MSA</i>			44,187									44,187
<i>Storm Water Utility Fund</i>			4,419									4,419
Concrete Repairs	17-STR-012							1,049,999				1,049,999
<i>MSA</i>								954,545				954,545
<i>Storm Water Utility Fund</i>								95,454				95,454
Reconstruction Streets: Whispering Pine Est PI 3	17-STR-013	1,065,680										1,065,680
<i>Pavement Management Fund</i>		968,800										968,800
<i>Storm Water Utility Fund</i>		96,880										96,880
Reconstruction Streets: Sports Haven	18-STR-003				298,206							298,206
<i>Pavement Management Fund</i>					271,096							271,096
<i>Storm Water Utility Fund</i>					27,110							27,110
Reconstruction Streets: Barthels Rum River Acres 2	19-STR-001	2,283,456										2,283,456
<i>Pavement Management Fund</i>		2,204,160										2,204,160
<i>Storm Water Utility Fund</i>		79,296										79,296
Reconstruction Streets: 161st Avenue	19-STR-004	1,026,000										1,026,000
<i>MSA</i>		637,000										637,000
<i>Sewer Utility Fund</i>		75,000										75,000
<i>Storm Water Utility Fund</i>		220,000										220,000
<i>Water Utility Fund</i>		94,000										94,000
Reconstruction Streets: Carol-Rose Acres	19-STR-011				463,170							463,170
<i>Pavement Management Fund</i>					421,064							421,064
<i>Storm Water Utility Fund</i>					42,106							42,106

Category		2023	2024	2025	2026	2027	2028	2029	2030	2031	2032	Total
Reconstruction Streets: Ford Brook Est 3rd	19-STR-015		783,922									783,922
	<i>Pavement Management Fund</i>		712,656									712,656
	<i>Storm Water Utility Fund</i>		71,266									71,266
Reconstruction Streets: Windsorwood	19-STR-016					403,603						403,603
	<i>Pavement Management Fund</i>					366,912						366,912
	<i>Storm Water Utility Fund</i>					36,691						36,691
Reconstruction Streets: Countryside Estates	19-STR-017				1,998,612							1,998,612
	<i>Pavement Management Fund</i>				1,816,920							1,816,920
	<i>Storm Water Utility Fund</i>				181,692							181,692
Reconstruction Streets: MSA Xkimo St-TH47 to 142nd	20-STR-002		483,285									483,285
	<i>MSA</i>		439,350									439,350
	<i>Storm Water Utility Fund</i>		43,935									43,935
2023 MSA Overlays	21-STR-008	209,688										209,688
	<i>MSA</i>	190,625										190,625
	<i>Storm Water Utility Fund</i>	19,063										19,063
2023 Neighborhood Overlays	21-STR-009	517,000										517,000
	<i>Pavement Management Fund</i>	470,000										470,000
	<i>Storm Water Utility Fund</i>	47,000										47,000
MSA 167th Avenue Street Reconstruction	21-STR-010	1,848,000										1,848,000
	<i>MSA</i>	1,680,000										1,680,000
	<i>Storm Water Utility Fund</i>	168,000										168,000
2024 Neighborhood Overlays	21-STR-012		929,907									929,907
	<i>Pavement Management Fund</i>		845,370									845,370
	<i>Storm Water Utility Fund</i>		84,537									84,537
2025 Neighborhood Overlays	21-STR-013			1,308,813								1,308,813
	<i>Pavement Management Fund</i>			1,175,330								1,175,330
	<i>Public Improvement Revolving Fund</i>			14,500								14,500
	<i>Storm Water Utility Fund</i>			118,983								118,983
2026 Neighborhood Overlays	21-STR-014				430,557							430,557
	<i>Pavement Management Fund</i>				391,415							391,415
	<i>Storm Water Utility Fund</i>				39,142							39,142
Flintwood Hills 2nd & 3rd Street Reconstruction	21-STR-015				1,128,468							1,128,468
	<i>Pavement Management Fund</i>				1,025,880							1,025,880
	<i>Storm Water Utility Fund</i>				102,588							102,588
2027 MSA Overlays	21-STR-016					692,120						692,120
	<i>MSA</i>					629,200						629,200
	<i>Storm Water Utility Fund</i>					62,920						62,920
2027 Neighborhood Overlays	21-STR-017					986,128						986,128
	<i>Pavement Management Fund</i>					896,480						896,480
	<i>Storm Water Utility Fund</i>					89,648						89,648
MSA Juniper Ridge Dr Street Reconst	21-STR-018					412,698						412,698


Category		2023	2024	2025	2026	2027	2028	2029	2030	2031	2032	Total
MSA						375,180						375,180
Storm Water Utility Fund						37,518						37,518
2028 MSA Overlays	21-STR-019						1,134,000					1,134,000
MSA							1,030,909					1,030,909
Storm Water Utility Fund							103,091					103,091
2028 Neighborhood Overlays	21-STR-020						384,038					384,038
Pavement Management Fund							349,125					349,125
Storm Water Utility Fund							34,913					34,913
MSA 142nd Avenue Street Reconstruction	21-STR-021					70,070						70,070
MSA						63,700						63,700
Storm Water Utility Fund						6,370						6,370
2029 MSA Overlays	21-STR-022							632,363				632,363
MSA								574,875				574,875
Storm Water Utility Fund								57,488				57,488
2029 Neighborhood Overlays	21-STR-023							347,078				347,078
Pavement Management Fund								315,525				315,525
Storm Water Utility Fund								31,553				31,553
2030 MSA Overlays	21-STR-024								60,638			60,638
MSA									55,125			55,125
Storm Water Utility Fund									5,513			5,513
2030 Neighborhood Overlays	21-STR-025								785,978			785,978
Pavement Management Fund									714,525			714,525
Storm Water Utility Fund									71,453			71,453
MSA Alpine Drive Street Recon (TH 47/Roanoke St)	21-STR-026								1,092,861			1,092,861
MSA									993,510			993,510
Storm Water Utility Fund									99,351			99,351
MSA Sunwood Drive Street Recon (CSAH 5/Erkium St)	21-STR-027								346,500			346,500
MSA									315,000			315,000
Storm Water Utility Fund									31,500			31,500
Annual MSA Pavement Marking Improvements	22-STR-001	31,000	28,000	5,000	6,000	14,000	5,000	4,000	26,000	24,000	5,000	148,000
MSA		31,000	28,000	5,000	6,000	14,000	5,000	4,000	26,000	24,000	5,000	148,000
Sorteberg's Street Reconstruction	22-STR-002			590,733								590,733
Pavement Management Fund				537,030								537,030
Storm Water Utility Fund				53,703								53,703
2031 MSA Pavement Overlay Improvements	22-STR-003									851,813		851,813
MSA										774,375		774,375
Storm Water Utility Fund										77,438		77,438
Section 01 Unplatted Street Reconstruction	22-STR-004		373,296									373,296
Pavement Management Fund			339,360									339,360
Storm Water Utility Fund			33,936									33,936

<b>Category</b>		<b>2023</b>	<b>2024</b>	<b>2025</b>	<b>2026</b>	<b>2027</b>	<b>2028</b>	<b>2029</b>	<b>2030</b>	<b>2031</b>	<b>2032</b>	<b>Total</b>
2031 Neighborhood Pavement Overlay Impr	22-STR-005									821,205		821,205
<i>Pavement Management Fund</i>										746,550		746,550
<i>Storm Water Utility Fund</i>										74,655		74,655
MSA - Alpine Drive St Recon (Variolite/Ramsey Blvd)	22-STR-006									505,313		505,313
<i>MSA</i>										459,375		459,375
<i>Storm Water Utility Fund</i>										45,938		45,938
Klemish & Klemish & Flores Street Reconstruction	22-STR-007									730,884		730,884
<i>Pavement Management Fund</i>										664,440		664,440
<i>Storm Water Utility Fund</i>										66,444		66,444
Magnesium Street Reconstruction	22-STR-008					384,384						384,384
<i>Pavement Management Fund</i>						349,440						349,440
<i>Storm Water Utility Fund</i>						34,944						34,944
The North Forty Street Reconstructions	22-STR-009									776,160		776,160
<i>Pavement Management Fund</i>										705,600		705,600
<i>Storm Water Utility Fund</i>										70,560		70,560
HY-10 Ramsey Street Reconstruction	23-STR-001	1,158,000										1,158,000
<i>Sewer Utility Fund</i>		120,000										120,000
<i>Storm Water Utility Fund</i>		153,000										153,000
<i>Tax Increment Fund #14</i>		765,000										765,000
<i>Water Utility Fund</i>		120,000										120,000
MSA Alpine Drive (Puma/CSAH 83) Recon	23-STR-002		1,314,878									1,314,878
<i>MSA</i>			741,744									741,744
<i>Storm Water Utility Fund</i>			74,174									74,174
<i>Water Utility Fund</i>			498,960									498,960
White Pines Estates Street Reconstruction	23-STR-003		396,627									396,627
<i>Pavement Management Fund</i>			360,570									360,570
<i>Storm Water Utility Fund</i>			36,057									36,057
Juniper Woods 1st, 2nd, 3rd Street Reconstruction	23-STR-004		575,498									575,498
<i>Pavement Management Fund</i>			523,180									523,180
<i>Storm Water Utility Fund</i>			52,318									52,318
Dickenson's Mississippi Estate Street Recon	23-STR-005			420,077								420,077
<i>Pavement Management Fund</i>				381,888								381,888
<i>Storm Water Utility Fund</i>				38,189								38,189
High Point Street Reconstruction	23-STR-006			1,575,288								1,575,288
<i>Pavement Management Fund</i>				1,432,080								1,432,080
<i>Storm Water Utility Fund</i>				143,208								143,208
Section 22 Unplatted Street Reconstruction	23-STR-007			307,877								307,877
<i>Pavement Management Fund</i>				279,888								279,888

<b>Category</b>		<b>2023</b>	<b>2024</b>	<b>2025</b>	<b>2026</b>	<b>2027</b>	<b>2028</b>	<b>2029</b>	<b>2030</b>	<b>2031</b>	<b>2032</b>	<b>Total</b>
<i>Storm Water Utility Fund</i>				<i>27,989</i>								<i>27,989</i>
Section 01 Unplatted (S/O CR 27) Street Recon	23-STR-008				913,651							913,651
<i>Pavement Management Fund</i>					<i>830,592</i>							<i>830,592</i>
<i>Storm Water Utility Fund</i>					<i>83,059</i>							<i>83,059</i>
Riverside West Street Reconstruction	23-STR-009				206,999							206,999
<i>Pavement Management Fund</i>					<i>188,181</i>							<i>188,181</i>
<i>Storm Water Utility Fund</i>					<i>18,818</i>							<i>18,818</i>
Rivers Bend 3rd & 4th Street Reconstruction	23-STR-010					259,920						259,920
<i>Pavement Management Fund</i>						<i>237,120</i>						<i>237,120</i>
<i>Storm Water Utility Fund</i>						<i>22,800</i>						<i>22,800</i>
Hall-Anderson Acres Street Reconstruction	23-STR-012					1,127,526						1,127,526
<i>Pavement Management Fund</i>						<i>1,025,024</i>						<i>1,025,024</i>
<i>Storm Water Utility Fund</i>						<i>102,502</i>						<i>102,502</i>
Oakwood Hills & Rambosek Red Oak Estates St Recon	23-STR-013					320,320						320,320
<i>Pavement Management Fund</i>						<i>291,200</i>						<i>291,200</i>
<i>Storm Water Utility Fund</i>						<i>29,120</i>						<i>29,120</i>
Section 21 Unplatted	23-STR-014						1,985,676					1,985,676
<i>Pavement Management Fund</i>							<i>1,805,160</i>					<i>1,805,160</i>
<i>Storm Water Utility Fund</i>							<i>180,516</i>					<i>180,516</i>
Ramsey Meadows 1st, 3rd & 4th Street Recon	23-STR-015						299,145					299,145
<i>Pavement Management Fund</i>							<i>271,950</i>					<i>271,950</i>
<i>Storm Water Utility Fund</i>							<i>27,195</i>					<i>27,195</i>
Section 17 Unplatted Street Reconstruction	23-STR-016							563,063				563,063
<i>Pavement Management Fund</i>								<i>511,875</i>				<i>511,875</i>
<i>Storm Water Utility Fund</i>								<i>51,188</i>				<i>51,188</i>
Alicia Street Reconstruction	23-STR-017							574,324				574,324
<i>Pavement Management Fund</i>								<i>522,113</i>				<i>522,113</i>
<i>Storm Water Utility Fund</i>								<i>52,211</i>				<i>52,211</i>
Section 07 Unplatted Street Reconstruction	23-STR-018							91,216				91,216
<i>Pavement Management Fund</i>								<i>82,924</i>				<i>82,924</i>
<i>Storm Water Utility Fund</i>								<i>8,292</i>				<i>8,292</i>
Menkvelds Country Park Street Reconstruction	23-STR-019							614,460				614,460
<i>Pavement Management Fund</i>								<i>558,600</i>				<i>558,600</i>
<i>Storm Water Utility Fund</i>								<i>55,860</i>				<i>55,860</i>
Sunfish Square 1st & 2nd Street Reconstruction	23-STR-020							590,205				590,205
<i>Pavement Management Fund</i>								<i>536,550</i>				<i>536,550</i>
<i>Storm Water Utility Fund</i>								<i>53,655</i>				<i>53,655</i>

<b>Category</b>		<b>2023</b>	<b>2024</b>	<b>2025</b>	<b>2026</b>	<b>2027</b>	<b>2028</b>	<b>2029</b>	<b>2030</b>	<b>2031</b>	<b>2032</b>	<b>Total</b>
River Bluffs Street Reconstruction	23-STR-021								161,700			161,700
<i>Pavement Management Fund</i>									<b>147,000</b>			<b>147,000</b>
<i>Storm Water Utility Fund</i>									<b>14,700</b>			<b>14,700</b>
Section 24 Unplatted Street Reconstruction	23-STR-022								239,316			239,316
<i>Pavement Management Fund</i>									<b>217,560</b>			<b>217,560</b>
<i>Storm Water Utility Fund</i>									<b>21,756</b>			<b>21,756</b>
Woodlawn Estates Street Reconstruction	23-STR-023								990,990			990,990
<i>Pavement Management Fund</i>									<b>900,900</b>			<b>900,900</b>
<i>Storm Water Utility Fund</i>									<b>90,090</b>			<b>90,090</b>
Section 15 Unplatted Street Reconstruction	23-STR-024									1,015,476		1,015,476
<i>Pavement Management Fund</i>										<b>923,160</b>		<b>923,160</b>
<i>Storm Water Utility Fund</i>										<b>92,316</b>		<b>92,316</b>
MSA - Alpine Drive (CSAH 5/TH 47) Reconstruction	23-STR-025										565,950	565,950
<i>MSA</i>											<b>514,500</b>	<b>514,500</b>
<i>Storm Water Utility Fund</i>											<b>51,450</b>	<b>51,450</b>
MSA - Alpine Drive (CR 57/CSAH 5) Reconstruction	23-STR-026										474,994	474,994
<i>MSA</i>											<b>431,813</b>	<b>431,813</b>
<i>Storm Water Utility Fund</i>											<b>43,181</b>	<b>43,181</b>
MSA-Jaspar Street (Sunwood Drive/McKinely Street)	23-STR-027										424,463	424,463
<i>MSA</i>											<b>385,875</b>	<b>385,875</b>
<i>Storm Water Utility Fund</i>											<b>38,588</b>	<b>38,588</b>
Deerwood Street Reconstruction	23-STR-028										763,224	763,224
<i>Pavement Management Fund</i>											<b>693,840</b>	<b>693,840</b>
<i>Storm Water Utility Fund</i>											<b>69,384</b>	<b>69,384</b>
Echo Ridge Street Reconstruction	23-STR-029										155,232	155,232
<i>Pavement Management Fund</i>											<b>141,120</b>	<b>141,120</b>
<i>Storm Water Utility Fund</i>											<b>14,112</b>	<b>14,112</b>
Northfork Lake Street Reconstruction	23-STR-030										429,660	429,660
<i>Pavement Management Fund</i>											<b>390,600</b>	<b>390,600</b>
<i>Storm Water Utility Fund</i>											<b>39,060</b>	<b>39,060</b>
Northfork Oaks 2nd Street Reconstruction	23-STR-031										374,220	374,220
<i>Pavement Management Fund</i>											<b>340,200</b>	<b>340,200</b>
<i>Storm Water Utility Fund</i>											<b>34,020</b>	<b>34,020</b>
Northfork Oaks 3rd Street Reconstruction	23-STR-032										595,980	595,980
<i>Pavement Management Fund</i>											<b>541,800</b>	<b>541,800</b>
<i>Storm Water Utility Fund</i>											<b>54,180</b>	<b>54,180</b>
Brookview Estates Street Reconstruction	23-STR-033										566,966	566,966

Category		2023	2024	2025	2026	2027	2028	2029	2030	2031	2032	Total
<i>Pavement Management Fund</i>											515,424	515,424
<i>Storm Water Utility Fund</i>											51,542	51,542
<b>Street Improvement Total</b>		<b>8,138,824</b>	<b>9,932,280</b>	<b>9,129,476</b>	<b>6,536,663</b>	<b>5,521,905</b>	<b>3,807,859</b>	<b>4,466,708</b>	<b>4,214,031</b>	<b>4,724,851</b>	<b>4,355,689</b>	<b>60,828,286</b>
<b>Street Light Utility Improvement</b>												
Bunker Lake Blvd & Puma Street Lights	19-STLT-001		100,000									100,000
<i>Street Light Utility Fund</i>			<i>100,000</i>									<i>100,000</i>
Riverdale Drive Street Lights	19-STLT-002	150,000										150,000
<i>Street Light Utility Fund</i>		<i>150,000</i>										<i>150,000</i>
<b>Street Light Utility Improvement Total</b>		<b>150,000</b>	<b>100,000</b>									<b>250,000</b>
<b>Water Utility Improvement</b>												
Water Treatment Facility	04-WTR-017	12,000,000	24,000,000	11,600,000								47,600,000
<i>GO Revenue Bonding</i>		<i>12,000,000</i>	<i>2,000,000</i>									<i>14,000,000</i>
<i>Sewer Utility Fund</i>			<i>6,000,000</i>	<i>5,000,000</i>								<i>11,000,000</i>
<i>Water Utility Fund</i>			<i>16,000,000</i>	<i>6,600,000</i>								<i>22,600,000</i>
Fire Station #1 Extension of Water	11-WTR-003	12,000										12,000
<i>Water Utility Fund</i>		<i>12,000</i>										<i>12,000</i>
Refurbish Water Tower #2	14-WTR-001	20,000			1,000,000							1,020,000
<i>Water Utility Fund</i>		<i>20,000</i>			<i>1,000,000</i>							<i>1,020,000</i>
Refurbish Water Tower #1	14-WTR-002		20,000			750,000						770,000
<i>Water Utility Fund</i>			<i>20,000</i>			<i>750,000</i>						<i>770,000</i>
Construct Well #9 and Pumphouse #5	16-WTR-002	50,000		1,100,000								1,150,000
<i>Water Utility Fund</i>		<i>50,000</i>		<i>1,100,000</i>								<i>1,150,000</i>
<b>Water Utility Improvement Total</b>		<b>12,082,000</b>	<b>24,020,000</b>	<b>12,700,000</b>	<b>1,000,000</b>	<b>750,000</b>						<b>50,552,000</b>
<b>GRAND TOTAL</b>		<b>26,123,707</b>	<b>35,816,280</b>	<b>24,165,476</b>	<b>9,658,163</b>	<b>8,310,205</b>	<b>5,208,859</b>	<b>5,820,708</b>	<b>4,679,531</b>	<b>5,547,851</b>	<b>24,455,689</b>	<b>149,786,469</b>



**THIS PAGE INTENTIONALLY BLANK**



# **PROJECT DETAILS**



Capital Improvement Program

2023 *thru* 2032

City of Ramsey, Minnesota

Project #	17-IT-009
Project Name	Core Switch Replacement

Department	Capital Equipment
Contact	
Type	Equipment
Useful Life	10
Category	Capital Equipment
Priority	3-Existing Obligation (Med)
Status	Active

Total Cost \$52,000

<b>Description</b>
The city's core switch is a central hub of our communication network. All servers and remote sites, cameras and workstations eventually connect back to the core switch.

<b>Justification</b>
The core switch may very well be the most important single piece of hardware in our network. Replacements are currently scheduled for every 10 years to prevent hardware failures due to age and to keep the unit serviceable through LOGIS.

Expenditures	2023	2024	2025	2026	2027	2028	2029	2030	2031	2032	Total
Furnishings/Equipment				52,000							52,000
<b>Total</b>				<b>52,000</b>							<b>52,000</b>

Funding Sources	2023	2024	2025	2026	2027	2028	2029	2030	2031	2032	Total
General Fund				52,000							52,000
<b>Total</b>				<b>52,000</b>							<b>52,000</b>

Capital Improvement Program

2023 *thru* 2032

City of Ramsey, Minnesota

Project #	17-IT-011
Project Name	Engineering Plotter Replacement

Department	Capital Equipment
Contact	
Type	Equipment
Useful Life	10
Category	Capital Equipment
Priority	3-Existing Obligation (Med)
Status	Active

Total Cost \$10,000

Description

The Engineering plotter is a large format printer and scanner used for scanning maps and other large documents in order to send or retain them.

Justification

The Engineering plotter/scanner was last replaced in 2013. The estimated useful life of the plotter is around 10 years. The replacement has been scheduled to evaluate the current health of the machine and to possibly give the opportunity to update to a new plotter with better technology.

Expenditures	2023	2024	2025	2026	2027	2028	2029	2030	2031	2032	Total
Furnishings/Equipment			10,000								10,000
<b>Total</b>			<b>10,000</b>								<b>10,000</b>

Funding Sources	2023	2024	2025	2026	2027	2028	2029	2030	2031	2032	Total
General Fund			10,000								10,000
<b>Total</b>			<b>10,000</b>								<b>10,000</b>

Capital Improvement Program

2023 *thru* 2032

City of Ramsey, Minnesota

Project #	17-IT-013
Project Name	Council Chamber, Fire 1/2, Park Ramp & P W Switch

Department	Capital Equipment
Contact	
Type	Equipment
Useful Life	10
Category	Capital Equipment
Priority	1-Existing Obligation (High)
Status	Active

Total Cost \$30,000

**Description**  
 The networking switch is responsible for network connectivity in the city's council chambers, Fire #1, Fire #2, Parking Ramp and Parking Ramp Extension and the Public Works Trailer.  
 The respective costs for each jurisdiction is \$5,000 Each

**Justification**  
 The equipment has exceeded its expected useful life. The replacement is intended to avoid any outages related to a hardware failure (due to age).

Expenditures	2023	2024	2025	2026	2027	2028	2029	2030	2031	2032	Total
Furnishings/Equipment		30,000									30,000
<b>Total</b>		<b>30,000</b>									<b>30,000</b>

Funding Sources	2023	2024	2025	2026	2027	2028	2029	2030	2031	2032	Total
General Fund		30,000									30,000
<b>Total</b>		<b>30,000</b>									<b>30,000</b>

Capital Improvement Program

2023 *thru* 2032

City of Ramsey, Minnesota

Project #	17-IT-014
Project Name	Public Works Utilities Switch

Department	Capital Equipment
Contact	
Type	Equipment
Useful Life	10
Category	Capital Equipment
Priority	1-Existing Obligation (High)
Status	Active

Total Cost \$7,000

<b>Description</b>
Networking switch is responsible for network connectivity at the Public Works Utilities building.

<b>Justification</b>
The equipment has exceeded its expected useful life. The replacement is intended to avoid any outages related to a hardware failure (due to age).

Expenditures	2023	2024	2025	2026	2027	2028	2029	2030	2031	2032	Total
Furnishings/Equipment		7,000									7,000
<b>Total</b>		<b>7,000</b>									<b>7,000</b>

Funding Sources	2023	2024	2025	2026	2027	2028	2029	2030	2031	2032	Total
General Fund		7,000									7,000
<b>Total</b>		<b>7,000</b>									<b>7,000</b>

Capital Improvement Program

2023 *thru* 2032

City of Ramsey, Minnesota

Project #	17-IT-016
Project Name	2nd Floor Workroom Copier

Department	Capital Equipment
Contact	
Type	Equipment
Useful Life	10
Category	Capital Equipment
Priority	4-New Addition (Med)
Status	Active

Total Cost \$10,000

Description

This would provide a copier for the second floor workroom that is currently shared with Finance, Administration and Engineering.

Justification

Admin has put in for a new copier for their side of the second floor. If approved by council, this copier would meet the needs of engineering and finance.

Expenditures	2023	2024	2025	2026	2027	2028	2029	2030	2031	2032	Total
Furnishings/Equipment			10,000								10,000
<b>Total</b>			<b>10,000</b>								<b>10,000</b>

Funding Sources	2023	2024	2025	2026	2027	2028	2029	2030	2031	2032	Total
General Fund			10,000								10,000
<b>Total</b>			<b>10,000</b>								<b>10,000</b>

Capital Improvement Program

2023 *thru* 2032

City of Ramsey, Minnesota

Project #	17-IT-017
Project Name	Building Copier

Department	Capital Equipment
Contact	
Type	Equipment
Useful Life	10
Category	Capital Equipment
Priority	3-Existing Obligation (Med)
Status	Active

Total Cost \$10,000

**Description**  
 The copier in the Building department area provides high-speed and high-volume prints, as well as color and finishing capabilities. It also serves as the departments fax machine.

**Justification**  
 The unit was purchased in 2015 with replacement scheduled at the 10-year mark to evaluate the health and capabilities of the copier.

Expenditures	2023	2024	2025	2026	2027	2028	2029	2030	2031	2032	Total
Furnishings/Equipment			10,000								10,000
<b>Total</b>			<b>10,000</b>								<b>10,000</b>

Funding Sources	2023	2024	2025	2026	2027	2028	2029	2030	2031	2032	Total
General Fund			10,000								10,000
<b>Total</b>			<b>10,000</b>								<b>10,000</b>

Capital Improvement Program

2023 *thru* 2032

City of Ramsey, Minnesota

Project #	17-IT-018
Project Name	Community Development Workroom Copier

Department	Capital Equipment
Contact	
Type	Equipment
Useful Life	10
Category	Capital Equipment
Priority	3-Existing Obligation (Med)
Status	Active

Total Cost \$10,000

<b>Description</b>
The copier in the Engineering and Community Development area provides high-speed and high-volume prints, as well as color and finishing capabilities.

<b>Justification</b>
The unit was purchased in 2015 and will be scheduled for replacement at the 10-year mark to evaluate the health and capabilities of the copier.

Expenditures	2023	2024	2025	2026	2027	2028	2029	2030	2031	2032	Total
Furnishings/Equipment			10,000								10,000
<b>Total</b>			<b>10,000</b>								<b>10,000</b>

Funding Sources	2023	2024	2025	2026	2027	2028	2029	2030	2031	2032	Total
General Fund			10,000								10,000
<b>Total</b>			<b>10,000</b>								<b>10,000</b>

Capital Improvement Program

2023 *thru* 2032

City of Ramsey, Minnesota

Project #	20-IT-001
Project Name	Virtual Server Refresh

Department	Capital Equipment
Contact	
Type	Equipment
Useful Life	10
Category	Capital Equipment
Priority	3-Existing Obligation (Med)
Status	Active

Total Cost \$33,000

Description

The twin virtual servers and SAN (network centralized storage) units were put in service in 2019. Recommended replacement of these units is every 5-7 years. The onsite servers (as of 2019) provide user logon/printing functions, surveillance and telephone services.

Justification

As part of the city's replacement rotation, staff recommends replacing the onsite servers to reduce risk of failure.

Expenditures	2023	2024	2025	2026	2027	2028	2029	2030	2031	2032	Total
Furnishings/Equipment				33,000							33,000
<b>Total</b>				<b>33,000</b>							<b>33,000</b>

Funding Sources	2023	2024	2025	2026	2027	2028	2029	2030	2031	2032	Total
General Fund				33,000							33,000
<b>Total</b>				<b>33,000</b>							<b>33,000</b>

Capital Improvement Program

2023 *thru* 2032

City of Ramsey, Minnesota

Project #	21-IT-001
Project Name	Replace Police Copier

Department	Capital Equipment
Contact	
Type	Equipment
Useful Life	10
Category	Capital Equipment
Priority	3-Existing Obligation (Med)
Status	Active

Total Cost \$24,000

<b>Description</b>
Replace the copiers in the Police Department

<b>Justification</b>
The copiers in the police department will be over 9 years old at this point.

Expenditures	2023	2024	2025	2026	2027	2028	2029	2030	2031	2032	Total
Furnishings/Equipment								24,000			24,000
<b>Total</b>								<b>24,000</b>			<b>24,000</b>

Funding Sources	2023	2024	2025	2026	2027	2028	2029	2030	2031	2032	Total
General Fund								24,000			24,000
<b>Total</b>								<b>24,000</b>			<b>24,000</b>

Capital Improvement Program

2023 *thru* 2032

City of Ramsey, Minnesota

Project #	22-IT-001
Project Name	Ramsey Networking Switches Replacement

Department	Capital Equipment
Contact	
Type	Equipment
Useful Life	10
Category	Capital Equipment
Priority	3-Existing Obligation (Med)
Status	Active

Total Cost \$48,000

<b>Description</b>
Networking switch is responsible for network connectivity throughout city facilities, including: Fire 1 & 2, Council Chambers, Parking Ramp & Public Works.

<b>Justification</b>
The equipment has exceeded its expected useful life. The replacement is intended to avoid any outages related to a hardware failure (due to age).

Expenditures	2023	2024	2025	2026	2027	2028	2029	2030	2031	2032	Total
Furnishings/Equipment									48,000		48,000
<b>Total</b>									<b>48,000</b>		<b>48,000</b>

Funding Sources	2023	2024	2025	2026	2027	2028	2029	2030	2031	2032	Total
General Fund									48,000		48,000
<b>Total</b>									<b>48,000</b>		<b>48,000</b>

Capital Improvement Program

2023 *thru* 2032

City of Ramsey, Minnesota

Project #	23-IT-001
Project Name	Ramsey Rugged Switches

Department	Capital Equipment
Contact	
Type	Equipment
Useful Life	10
Category	Capital Equipment
Priority	3-Existing Obligation (Med)
Status	Active

Total Cost \$21,000

<b>Description</b>
This project is to replace the switches used in the City Hall parking ramp and PW fuel island.

<b>Justification</b>
These switches are in non-climate controlled areas. While the equipment they service are important, they are not crucial to day-to-day functions, hence the longer replacement term than others.

Expenditures	2023	2024	2025	2026	2027	2028	2029	2030	2031	2032	Total
Furnishings/Equipment						21,000					21,000
<b>Total</b>						<b>21,000</b>					<b>21,000</b>

Funding Sources	2023	2024	2025	2026	2027	2028	2029	2030	2031	2032	Total
General Fund						21,000					21,000
<b>Total</b>						<b>21,000</b>					<b>21,000</b>

Capital Improvement Program

2023 *thru* 2032

City of Ramsey, Minnesota

Project #	CIVIL-10R
Project Name	Replace 10R Siren

Department Capital Equipment  
 Contact  
 Type Eqpt Replacement  
 Useful Life 15  
 Category Capital Equipment  
 Priority 1-Existing Obligation (High)  
 Status Active

Description	Total Cost \$15,000
164TH Junkite Date Acquired: 8/31/04	
Justification	

Expenditures	2023	2024	2025	2026	2027	2028	2029	2030	2031	2032	Total
Furnishings/Equipment		15,000									15,000
Total		<b>15,000</b>									<b>15,000</b>

Funding Sources	2023	2024	2025	2026	2027	2028	2029	2030	2031	2032	Total
General Fund		15,000									15,000
Total		<b>15,000</b>									<b>15,000</b>

Capital Improvement Program

2023 *thru* 2032

City of Ramsey, Minnesota

Project #	CIVIL-11R
Project Name	Replace 11R Siren

Department Capital Equipment  
 Contact  
 Type Eqpt Replacement  
 Useful Life 15  
 Category Capital Equipment  
 Priority 1-Existing Obligation (High)  
 Status Active

Description	Total Cost \$15,000
14800 Blk Puma	

Justification

Expenditures	2023	2024	2025	2026	2027	2028	2029	2030	2031	2032	Total
Furnishings/Equipment		15,000									15,000
<b>Total</b>		<b>15,000</b>									<b>15,000</b>

Funding Sources	2023	2024	2025	2026	2027	2028	2029	2030	2031	2032	Total
General Fund		15,000									15,000
<b>Total</b>		<b>15,000</b>									<b>15,000</b>

Capital Improvement Program

2023 *thru* 2032

City of Ramsey, Minnesota

Project #	CIVIL-16R
Project Name	Replace 16R Siren

Department Capital Equipment  
 Contact  
 Type Eqpt Replacement  
 Useful Life 15  
 Category Capital Equipment  
 Priority 1-Existing Obligation (High)  
 Status Active

Description	Total Cost \$15,000
Bunker/Azurite	

Justification

Expenditures	2023	2024	2025	2026	2027	2028	2029	2030	2031	2032	Total
Furnishings/Equipment	15,000										15,000
<b>Total</b>	<b>15,000</b>										<b>15,000</b>

Funding Sources	2023	2024	2025	2026	2027	2028	2029	2030	2031	2032	Total
Equipment Revolving Fund	15,000										15,000
<b>Total</b>	<b>15,000</b>										<b>15,000</b>

Capital Improvement Program

2023 *thru* 2032

City of Ramsey, Minnesota

Project #	CIVIL-17R
Project Name	Replace 17R Siren

Department Capital Equipment  
 Contact  
 Type Eqpt Replacement  
 Useful Life 15  
 Category Capital Equipment  
 Priority 1-Existing Obligation (High)  
 Status Active

Description	Total Cost \$15,000
Nowthen/Dysprosium	

Justification

Expenditures	2023	2024	2025	2026	2027	2028	2029	2030	2031	2032	Total
Furnishings/Equipment	15,000										15,000
<b>Total</b>	<b>15,000</b>										<b>15,000</b>

Funding Sources	2023	2024	2025	2026	2027	2028	2029	2030	2031	2032	Total
Equipment Revolving Fund	15,000										15,000
<b>Total</b>	<b>15,000</b>										<b>15,000</b>

Capital Improvement Program

2023 *thru* 2032

City of Ramsey, Minnesota

Project #	CIVIL-1R
Project Name	Replace 1R Siren

Department Capital Equipment  
 Contact  
 Type Eqpt Replacement  
 Useful Life 15  
 Category Capital Equipment  
 Priority 3-Existing Obligation (Med)  
 Status Active

Description	Total Cost \$15,000
176TH/Xerus	

Justification

Expenditures	2023	2024	2025	2026	2027	2028	2029	2030	2031	2032	Total
Furnishings/Equipment			15,000								15,000
<b>Total</b>			<b>15,000</b>								<b>15,000</b>

Funding Sources	2023	2024	2025	2026	2027	2028	2029	2030	2031	2032	Total
General Fund			15,000								15,000
<b>Total</b>			<b>15,000</b>								<b>15,000</b>

Capital Improvement Program

2023 *thru* 2032

City of Ramsey, Minnesota

Project #	CIVIL-2N
Project Name	Replace 2R Siren

Department Capital Equipment  
 Contact  
 Type Eqpt Replacement  
 Useful Life 15  
 Category Capital Equipment  
 Priority 3-Existing Obligation (Med)  
 Status Active

Total Cost \$15,000

Description	
Nutria/168th Lane	

Justification	

Expenditures	2023	2024	2025	2026	2027	2028	2029	2030	2031	2032	Total
Furnishings/Equipment			15,000								15,000
<b>Total</b>			<b>15,000</b>								<b>15,000</b>

Funding Sources	2023	2024	2025	2026	2027	2028	2029	2030	2031	2032	Total
General Fund			15,000								15,000
<b>Total</b>			<b>15,000</b>								<b>15,000</b>

Capital Improvement Program  
 City of Ramsey, Minnesota

2023 *thru* 2032

Project #	CIVIL-3R
Project Name	Replace 3R Siren

Department Capital Equipment  
 Contact  
 Type Eqpt Replacement  
 Useful Life 15  
 Category Capital Equipment  
 Priority 3-Existing Obligation (Med)  
 Status Active

Description	Total Cost \$15,000
173RD/Variolite	

Justification

Expenditures	2023	2024	2025	2026	2027	2028	2029	2030	2031	2032	Total
Furnishings/Equipment				15,000							15,000
<b>Total</b>				<b>15,000</b>							<b>15,000</b>

Funding Sources	2023	2024	2025	2026	2027	2028	2029	2030	2031	2032	Total
General Fund				15,000							15,000
<b>Total</b>				<b>15,000</b>							<b>15,000</b>

Capital Improvement Program

2023 *thru* 2032

City of Ramsey, Minnesota

Project #	CIVIL-4R
Project Name	Replace 4R Siren

Department	Capital Equipment
Contact	
Type	Eqpt Replacement
Useful Life	15
Category	Capital Equipment
Priority	3-Existing Obligation (Med)
Status	Active

Description	Total Cost	\$15,000
6600 Blk Green Valley		

Justification

Expenditures	2023	2024	2025	2026	2027	2028	2029	2030	2031	2032	Total
Furnishings/Equipment				15,000							15,000
<b>Total</b>				<b>15,000</b>							<b>15,000</b>

Funding Sources	2023	2024	2025	2026	2027	2028	2029	2030	2031	2032	Total
General Fund				15,000							15,000
<b>Total</b>				<b>15,000</b>							<b>15,000</b>

Capital Improvement Program  
 City of Ramsey, Minnesota

2023 *thru* 2032

Project # CIVIL-5R  
 Project Name Replace 5R Siren

Department Capital Equipment  
 Contact  
 Type Eqpt Replacement  
 Useful Life 15  
 Category Capital Equipment  
 Priority 3-Existing Obligation (Med)  
 Status Active

Description Total Cost \$15,000  
 17100 Blk Hwy 47

Justification

Expenditures	2023	2024	2025	2026	2027	2028	2029	2030	2031	2032	Total
Furnishings/Equipment					15,000						15,000
<b>Total</b>					<b>15,000</b>						<b>15,000</b>

Funding Sources	2023	2024	2025	2026	2027	2028	2029	2030	2031	2032	Total
General Fund					15,000						15,000
<b>Total</b>					<b>15,000</b>						<b>15,000</b>

Capital Improvement Program

2023 *thru* 2032

City of Ramsey, Minnesota

Project #	CIVIL-6N
Project Name	Replace 6R Siren

Department	Capital Equipment
Contact	
Type	Eqpt Replacement
Useful Life	15
Category	Capital Equipment
Priority	3-Existing Obligation (Med)
Status	Active

Description	Total Cost \$15,000
5200 Blk 179th Lane	

Justification

Expenditures	2023	2024	2025	2026	2027	2028	2029	2030	2031	2032	Total
Furnishings/Equipment					15,000						15,000
Total					15,000						15,000

Funding Sources	2023	2024	2025	2026	2027	2028	2029	2030	2031	2032	Total
General Fund					15,000						15,000
Total					15,000						15,000

Capital Improvement Program  
 City of Ramsey, Minnesota

2023 *thru* 2032

Project #	CIVIL-7R
Project Name	Replace 7R Siren

Department Capital Equipment  
 Contact  
 Type Eqpt Replacement  
 Useful Life 15  
 Category Capital Equipment  
 Priority 3-Existing Obligation (Med)  
 Status Active

Total Cost \$15,000

Description	
15900 Blk Andrie/161st Armstrong	

Justification	

Expenditures	2023	2024	2025	2026	2027	2028	2029	2030	2031	2032	Total
Furnishings/Equipment						15,000					15,000
<b>Total</b>						<b>15,000</b>					<b>15,000</b>

Funding Sources	2023	2024	2025	2026	2027	2028	2029	2030	2031	2032	Total
General Fund						15,000					15,000
<b>Total</b>						<b>15,000</b>					<b>15,000</b>

Capital Improvement Program  
 City of Ramsey, Minnesota

2023 *thru* 2032

Project # CIVIL-9R  
 Project Name Replace 9R Siren

Department Capital Equipment  
 Contact  
 Type Eqpt Replacement  
 Useful Life 15  
 Category Capital Equipment  
 Priority 3-Existing Obligation (Med)  
 Status Active

Total Cost \$15,000

Description  
 16500 Blk Nowthen Blvd

Justification

Expenditures	2023	2024	2025	2026	2027	2028	2029	2030	2031	2032	Total
Furnishings/Equipment						15,000					15,000
<b>Total</b>						<b>15,000</b>					<b>15,000</b>

Funding Sources	2023	2024	2025	2026	2027	2028	2029	2030	2031	2032	Total
General Fund						15,000					15,000
<b>Total</b>						<b>15,000</b>					<b>15,000</b>

Capital Improvement Program

2023 *thru* 2032

City of Ramsey, Minnesota

Project #	FIRE-501
Project Name	Replace Tanker 11 (501)

Department	Capital Equipment
Contact	
Type	Eqpt Replacement
Useful Life	25
Category	Capital Equipment
Priority	1-Existing Obligation (High)
Status	Active

Total Cost \$550,000

<b>Description</b>
Replacement of 1994 General Fire Tanker with a 2024 model year 1994 Ford 3000 gallon tanker 20 year life Date Acquired: 12/31/94

<b>Justification</b>
Tanker 11 is one of two tankers that services the city. This tanker is located in Station #1 in the west portion of the city and will be 30 years old at time of replacement. The Fire Department attempts to keep tankers on a 25-year replacement cycle for the purpose of maintaining a reliable piece of equipment, limiting repair cost and providing new technology that benefits the firefighters in the form of efficiency and safety. Maintenance costs for this vehicle will begin to increase more rapidly with age.

Expenditures	2023	2024	2025	2026	2027	2028	2029	2030	2031	2032	Total
Furnishings/Equipment		550,000									550,000
<b>Total</b>		<b>550,000</b>									<b>550,000</b>

Funding Sources	2023	2024	2025	2026	2027	2028	2029	2030	2031	2032	Total
General Fund		550,000									550,000
<b>Total</b>		<b>550,000</b>									<b>550,000</b>

Capital Improvement Program

2023 *thru* 2032

City of Ramsey, Minnesota

Project #	FIRE-502
Project Name	Replace Engine #21 (565)

Department	Capital Equipment
Contact	
Type	Eqpt Replacement
Useful Life	20
Category	Capital Equipment
Priority	3-Existing Obligation (Med)
Status	Active

Total Cost \$700,000

<b>Description</b>
Replacement of 2007 Rosenbauer Fire Engine with a 2027 model year.

<b>Justification</b>
Engine 21 is one of two engines that service the city. This engine is located in Station #2 in the east portion of the City and will be 20 years old at time of replacement. The Fire Department attempts to keep engines on a 20-year replacement cycle for the purpose of maintaining a reliable piece of equipment, limiting repair costs and providing new technology that benefits the firefighters in the form of efficiency and safety. Maintenance costs for this vehicle will begin to increase more rapidly with age. The fire department also benefits from modern equipment by attracting perspective firefighter applicants from Ramsey and the surrounding communities. The cost of the project includes replacement of equipment and hose on the vehicle ensuring that equipment is replaced periodically.

Expenditures	2023	2024	2025	2026	2027	2028	2029	2030	2031	2032	Total
Furnishings/Equipment			350,000	350,000							700,000
<b>Total</b>			<b>350,000</b>	<b>350,000</b>							<b>700,000</b>

Funding Sources	2023	2024	2025	2026	2027	2028	2029	2030	2031	2032	Total
General Fund			350,000	350,000							700,000
<b>Total</b>			<b>350,000</b>	<b>350,000</b>							<b>700,000</b>

Capital Improvement Program

2023 *thru* 2032

City of Ramsey, Minnesota

Project #	FIRE-505
Project Name	Replace Grass 11 (562)

Department	Capital Equipment
Contact	
Type	Eqpt Replacement
Useful Life	20
Category	Capital Equipment
Priority	3-Existing Obligation (Med)
Status	Active

Total Cost \$45,000

<b>Description</b>
Replacement of 2003 Ford F-350 Grass Vehicle with a 2023 Ford F-350.

<b>Justification</b>
Grass 11 is the primary response vehicle out of Station 1 for grass fires and is one of two grass fire response vehicles that service the City. The vehicle will be 20 years old at time of replacement. The Fire Dept attempts to keep the Grass vehicle on a 20 year replacement cycle for purposes of maintaining a reliable piece of equipment and limiting repair cost. Replacements are made on a regular systematic rotation based on mileage, maintenance and safety concerns in close consultation with the City Mechanic.

Expenditures	2023	2024	2025	2026	2027	2028	2029	2030	2031	2032	Total
Furnishings/Equipment					45,000						45,000
<b>Total</b>					<b>45,000</b>						<b>45,000</b>

Funding Sources	2023	2024	2025	2026	2027	2028	2029	2030	2031	2032	Total
General Fund					45,000						45,000
<b>Total</b>					<b>45,000</b>						<b>45,000</b>

Capital Improvement Program

2023 *thru* 2032

City of Ramsey, Minnesota

Project #	FIRE-557
Project Name	Replace Fire Rescue #21 (557)

Department	Capital Equipment
Contact	
Type	Equipment
Useful Life	20
Category	Capital Equipment
Priority	1-Existing Obligation (High)
Status	Active

Total Cost \$275,000

<b>Description</b>
Replacement of 2000 Ford F-450 Rescue Chassis with a 2025 Ford F-450.

<b>Justification</b>
Rescue 21 is the primary response vehicle out of Station 2 for personal injury accidents and medical calls and is one of two rescue response vehicles that service the city. The vehicle will be 25 years old at the time of replacement. The Fire Department attempts to keep the Rescue vehicles on a 20-year replacement cycle for the purpose of maintaining a reliable piece of equipment and limiting repair costs. Replacements are made on a regular systematic rotation based on mileage, maintenance and safety concerns in close consultation with the City Mechanic.

Expenditures	2023	2024	2025	2026	2027	2028	2029	2030	2031	2032	Total
Furnishings/Equipment	275,000										275,000
<b>Total</b>	<b>275,000</b>										<b>275,000</b>

Funding Sources	2023	2024	2025	2026	2027	2028	2029	2030	2031	2032	Total
Equipment Revolving Fund	22,757										22,757
Trade In/Resale Value	10,000										10,000
Public Works Campus	242,243										242,243
<b>Total</b>	<b>275,000</b>										<b>275,000</b>

Capital Improvement Program

2023 *thru* 2032

City of Ramsey, Minnesota

Project #	FIRE-560
Project Name	Replace Aerial Ladder Truck

Department	Capital Equipment
Contact	
Type	Eqpt Replacement
Useful Life	25
Category	Capital Equipment
Priority	3-Existing Obligation (Med)
Status	Active

Total Cost \$900,000

Description
2003 Aerial Ladder Truck Date Acquired: 9/11/03

Justification

Expenditures	2023	2024	2025	2026	2027	2028	2029	2030	2031	2032	Total
Furnishings/Equipment					450,000	450,000					900,000
<b>Total</b>					<b>450,000</b>	<b>450,000</b>					<b>900,000</b>

Funding Sources	2023	2024	2025	2026	2027	2028	2029	2030	2031	2032	Total
General Fund					450,000	450,000					900,000
<b>Total</b>					<b>450,000</b>	<b>450,000</b>					<b>900,000</b>

Capital Improvement Program

2023 *thru* 2032

City of Ramsey, Minnesota

Project #	FIRE-561
Project Name	Replace, Boat, Motor, Trailer Rescue

Department	Capital Equipment
Contact	
Type	Eqpt Replacement
Useful Life	25
Category	Capital Equipment
Priority	3-Existing Obligation (Med)
Status	Active

Description	Total Cost \$10,000
Mako SCBA Trailer	
Date Acquired: 5/13/02	

Justification

Expenditures	2023	2024	2025	2026	2027	2028	2029	2030	2031	2032	Total
Furnishings/Equipment					10,000						10,000
<b>Total</b>					<b>10,000</b>						<b>10,000</b>

Funding Sources	2023	2024	2025	2026	2027	2028	2029	2030	2031	2032	Total
General Fund					10,000						10,000
<b>Total</b>					<b>10,000</b>						<b>10,000</b>

Capital Improvement Program

2023 *thru* 2032

City of Ramsey, Minnesota

Project #	FIRE-564
Project Name	Replace Rescue 11 (559)

Department	Capital Equipment
Contact	
Type	Eqpt Replacement
Useful Life	20 Years
Category	Capital Equipment
Priority	3-Existing Obligation (Med)
Status	Active

Total Cost \$250,000

<b>Description</b>
Replacement of 2004 Ford F-350 Grass Vehicle with 2024 F-350.

<b>Justification</b>
Rescue 11 is the primary response vehicle out of Station 1 for personal injury accidents and medical calls and is one of two response vehicles that service the City. The vehicle will be 20 years old at time of replacement. The Fire Dept attempts to keep the rescue vehicles on a 20 year replacement cycle for purposes of maintaining a reliable piece of equipment and limiting repair cost. Replacements are made on a regular systematic rotation based on mileage, maintenance and safety concerns in close consultation with the City Mechanic.

Expenditures	2023	2024	2025	2026	2027	2028	2029	2030	2031	2032	Total
Furnishings/Equipment			250,000								250,000
<b>Total</b>			<b>250,000</b>								<b>250,000</b>

Funding Sources	2023	2024	2025	2026	2027	2028	2029	2030	2031	2032	Total
General Fund			250,000								250,000
<b>Total</b>			<b>250,000</b>								<b>250,000</b>

Capital Improvement Program

2023 *thru* 2032

City of Ramsey, Minnesota

Project #	FIRE-566A
Project Name	Replace Assistant Fire Chief Vehicle #571

Department	Capital Equipment
Contact	
Type	Equipment
Useful Life	7 Years
Category	Capital Equipment
Priority	3-Existing Obligation (Med)
Status	Active

Total Cost \$50,000

<b>Description</b>
Replacement of 2019 Chevrolet Tahoe Assistant Fire Chief vehicle with 2025 Chevrolet Tahoe.

<b>Justification</b>
The Assistant Fire Chief vehicle is the primary emergency response vehicle using the workda hours and is one of three first response vehicles that service the City. This unit is also equipped to function as a mobile command post during emergency incidents. The vehicle will be 6 years old at the time of replacement. The Fire Department attempts to keep the Asst Fire Chief vehicle on a 5-year replacement cycle for the purpose of maintaining a reliable piece of equipment and limiting repair cost. Replacements are made on a regular systematic rotation based on mileage, maintenance and safety concerns in close conjunction with the City Mechanic.

Expenditures	2023	2024	2025	2026	2027	2028	2029	2030	2031	2032	Total
Furnishings/Equipment			50,000								50,000
<b>Total</b>			<b>50,000</b>								<b>50,000</b>

Funding Sources	2023	2024	2025	2026	2027	2028	2029	2030	2031	2032	Total
General Fund			50,000								50,000
<b>Total</b>			<b>50,000</b>								<b>50,000</b>

Capital Improvement Program

2023 *thru* 2032

City of Ramsey, Minnesota

Project #	FIRE-569A
Project Name	Replace Fire Chief Vehicle (573)

Department	Capital Equipment
Contact	
Type	Equipment
Useful Life	7 Years
Category	Capital Equipment
Priority	3-Existing Obligation (Med)
Status	Active

Total Cost \$50,000

<b>Description</b>
Replacement of 2020 Chevrolet Tahoe Fire Chief vehicle with 2026 Chevrolet Tahoe.

<b>Justification</b>
The Fire Chief vehicle is the primary emergency vehicle during the weekday hours and is one of three fire response vehicles that service the city. This unit is also equipped to function as a mobile command post during emergency incidents. The vehicle will be 6 years old at the time of replacement. The Fire Department attempts to keep the Fire Chief vehicle on a 5-year replacement cycle for the purpose of maintaining a reliable piece of equipment and limiting repair costs. Replacements are made on a regular systematic rotation based on mileage, maintenance and safety concerns in close consultation with the City Mechanic.

Expenditures	2023	2024	2025	2026	2027	2028	2029	2030	2031	2032	Total
Furnishings/Equipment				50,000							50,000
<b>Total</b>				<b>50,000</b>							<b>50,000</b>

Funding Sources	2023	2024	2025	2026	2027	2028	2029	2030	2031	2032	Total
General Fund				50,000							50,000
<b>Total</b>				<b>50,000</b>							<b>50,000</b>

Capital Improvement Program

2023 *thru* 2032

City of Ramsey, Minnesota

Project #	FIRE-570A
Project Name	Replace Fire Duty Officer Vehicle (569)

Department	Capital Equipment
Contact	
Type	Equipment
Useful Life	8
Category	Capital Equipment
Priority	3-Existing Obligation (Med)
Status	Active

Total Cost \$45,000

<b>Description</b>
Replacement of 2017 Ford F-150 Duty Officer vehicle with 2025 Ford Explorer.

<b>Justification</b>
The Duty Officer truck is the primary emergency vehicle during the evening and weekend hours and is one of three fire response vehicles that service the city. The truck rotates between on-call officers and will be 8 years old at the time of replacement. The Fire Department attempts to keep the duty vehicles on a 8-year replacement cycle for the purpose of maintaining a reliable piece of equipment and limiting repair costs. Replacements are made on a regular systematic rotation based on mileage, maintenance and safety concerns in close consultation with the City Mechanic.

Expenditures	2023	2024	2025	2026	2027	2028	2029	2030	2031	2032	Total
Furnishings/Equipment			45,000								45,000
<b>Total</b>			<b>45,000</b>								<b>45,000</b>

Funding Sources	2023	2024	2025	2026	2027	2028	2029	2030	2031	2032	Total
General Fund			45,000								45,000
<b>Total</b>			<b>45,000</b>								<b>45,000</b>

Capital Improvement Program

2023 *thru* 2032

City of Ramsey, Minnesota

Project #	FIRE-578
Project Name	Replace SCBA Compressor

Department Capital Equipment  
 Contact  
 Type Eqpt Replacement  
 Useful Life 15  
 Category Capital Equipment  
 Priority 1-Existing Obligation (High)  
 Status Active

Total Cost \$25,000

**Description**  
 An SCBA compressor is a multi-stage high pressure compressor system used to compress ambient air for use in a SCBA breathing air system that is worn by firefighters in the fire-safety and hazardous material environment.

**Justification**  
 The current compressor is showing signs of wear and increased maintenance costs. The life expectancy for an SCBA compressor is 15 years. The compressor will be 22 years old at the time of replacement.

Expenditures	2023	2024	2025	2026	2027	2028	2029	2030	2031	2032	Total
Improvements Other than Building Cost	25,000										25,000
<b>Total</b>	<b>25,000</b>										<b>25,000</b>

Funding Sources	2023	2024	2025	2026	2027	2028	2029	2030	2031	2032	Total
Public Works Campus	25,000										25,000
<b>Total</b>	<b>25,000</b>										<b>25,000</b>

Capital Improvement Program

2023 *thru* 2032

City of Ramsey, Minnesota

Project #	FIRE-579
Project Name	Replace Fire-Administrative Captain Vehicle (333)

Department	Capital Equipment
Contact	
Type	Equipment
Useful Life	5 Years
Category	Capital Equipment
Priority	1-Existing Obligation (High)
Status	Active

Total Cost \$50,000

<b>Description</b>
Replacement of 2013 Chev Tahoe Administrative Captain Vehicle with 2024 Chev Tahoe.

<b>Justification</b>
The Administrative Captain vehicle is one of three first response vehicles that service the City. This unit is also equipped to function as a mobile command post during emergency incidents. The vehicle will be 11 years ols at the time of replacement. The Fire Department attempts to keep the Administrative Captain vehicle on a 5-year replacement cycle for the purpose of maintaining a reliable piece of equipment and limiting repair cost. Replacements are made on a regular systematic rotation based on mileage, maintenance and safety concerns in close consultation with the City Mechanic.

Expenditures	2023	2024	2025	2026	2027	2028	2029	2030	2031	2032	Total
Furnishings/Equipment		50,000									50,000
<b>Total</b>		<b>50,000</b>									<b>50,000</b>

Funding Sources	2023	2024	2025	2026	2027	2028	2029	2030	2031	2032	Total
General Fund		50,000									50,000
<b>Total</b>		<b>50,000</b>									<b>50,000</b>

Capital Improvement Program

2023 *thru* 2032

City of Ramsey, Minnesota

Project #	FIRE-580
Project Name	Replace Fire-Administrative Captain Vehicle

Department	Capital Equipment
Contact	
Type	Equipment
Useful Life	5 Years
Category	Capital Equipment
Priority	3-Existing Obligation (Med)
Status	Active

Total Cost \$50,000

<b>Description</b>
Replacement of 2024 Chev Tahoe Administrative Captain Vehicle with 2029 Chev Tahoe.

<b>Justification</b>
The Administrative Captain vehicle is one of three first response vehicles that service the City. This unit is also equipped to function as a mobile command post during emergency incidents. The vehicle will be 5 years ols at the time of replacement. The Fire Department attempts to keep the Administrative Captain vehicle on a 5-year replacement cycle for the purpose of maintaining a reliable piece of equipment and limiting repair cost. Replacements are made on a regular systematic rotation based on mileage, maintenance and safety concerns in close consultation with the City Mechanic.

Expenditures	2023	2024	2025	2026	2027	2028	2029	2030	2031	2032	Total
Furnishings/Equipment							50,000				50,000
<b>Total</b>							<b>50,000</b>				<b>50,000</b>

Funding Sources	2023	2024	2025	2026	2027	2028	2029	2030	2031	2032	Total
General Fund							50,000				50,000
<b>Total</b>							<b>50,000</b>				<b>50,000</b>

Capital Improvement Program

2023 *thru* 2032

City of Ramsey, Minnesota

Project #	FIRE-581
Project Name	Replace Assistant Fire Chief Vehicle (571)

Department	Capital Equipment
Contact	
Type	Equipment
Useful Life	5 Years
Category	Capital Equipment
Priority	3-Existing Obligation (Med)
Status	Active

Total Cost \$50,000

<b>Description</b>
Replacement of 2025 Chev Tahoe Assistant Fire Chief vehicle with 2030 Chevrolet Tahoe.

<b>Justification</b>
The Assistant Fire Chief vehicle is the primary emergency response vehicle using the workda hours and is one of three first response vehicles that service the City. This unit is also equipped to function as a mobile command post during emergency incidents. The vehicle will be 6 years old at the time of replacement. The Fire Department attempts to keep the Asst Fire Chief vehicle on a 5-year replacement cycle for the purpose of maintaining a reliable piece of equipment and limiting repair cost. Replacements are made on a regular systematic rotation based on mileage, maintenance and safety concerns in close conjunction with the City Mechanic.

Expenditures	2023	2024	2025	2026	2027	2028	2029	2030	2031	2032	Total
Furnishings/Equipment								50,000			50,000
<b>Total</b>								<b>50,000</b>			<b>50,000</b>

Funding Sources	2023	2024	2025	2026	2027	2028	2029	2030	2031	2032	Total
General Fund								50,000			50,000
<b>Total</b>								<b>50,000</b>			<b>50,000</b>

Capital Improvement Program

2023 *thru* 2032

City of Ramsey, Minnesota

Project #	FIRE-582
Project Name	Replace Fire Duty Officer Vehicle (569)

Department	Capital Equipment
Contact	
Type	Equipment
Useful Life	5 Years
Category	Capital Equipment
Priority	3-Existing Obligation (Med)
Status	Active

Total Cost \$45,000

<b>Description</b>
Replacement of 2025 Ford F-150 Duty Officer vehicle with 2030 Ford Explorer.

<b>Justification</b>
The Duty Officer truck is the primary emergency vehicle during the evening and weekend hours and is one of three fire response vehicles that service the city. The truck rotates between on-call officers and will be 5 years old at the time of replacement. The Fire Department attempts to keep the duty vehicles on a 5-year replacement cycle for the purpose of maintaining a reliable piece of equipment and limiting repair costs. Replacements are made on a regular systematic rotation based on mileage, maintenance and safety concerns in close consultation with the City Mechanic.

Expenditures	2023	2024	2025	2026	2027	2028	2029	2030	2031	2032	Total
Furnishings/Equipment								45,000			45,000
<b>Total</b>								<b>45,000</b>			<b>45,000</b>

Funding Sources	2023	2024	2025	2026	2027	2028	2029	2030	2031	2032	Total
General Fund								45,000			45,000
<b>Total</b>								<b>45,000</b>			<b>45,000</b>

Capital Improvement Program

2023 *thru* 2032

City of Ramsey, Minnesota

Project #	FIRE-583
Project Name	Replace Fire Chief Vehicle (573)

Department	Capital Equipment
Contact	
Type	Equipment
Useful Life	5 Years
Category	Capital Equipment
Priority	3-Existing Obligation (Med)
Status	Active

Total Cost \$50,000

<b>Description</b>
Replacement of 2026 Chevrolet Tahoe Fire Chief vehicle with 2031 Chevrolet Tahoe.

<b>Justification</b>
The Fire Chief vehicle is the primary emergency vehicle during the weekday hours and is one of three fire response vehicles that service the city. This unit is also equipped to function as a mobile command post during emergency incidents. The vehicle will be 5 years old at the time of replacement. The Fire Department attempts to keep the Fire Chief vehicle on a 5-year replacement cycle for the purpose of maintaining a reliable piece of equipment and limiting repair costs. Replacements are made on a regular systematic rotation based on mileage, maintenance and safety concerns in close consultation with the City Mechanic.

Expenditures	2023	2024	2025	2026	2027	2028	2029	2030	2031	2032	Total
Furnishings/Equipment									50,000		50,000
<b>Total</b>									<b>50,000</b>		<b>50,000</b>

Funding Sources	2023	2024	2025	2026	2027	2028	2029	2030	2031	2032	Total
General Fund									50,000		50,000
<b>Total</b>									<b>50,000</b>		<b>50,000</b>

Capital Improvement Program

2023 *thru* 2032

City of Ramsey, Minnesota

Project #	FIRE-584
Project Name	Replace Fire Prevention Vehicle (572)

Department	Capital Equipment
Contact	
Type	Equipment
Useful Life	5 Years
Category	Capital Equipment
Priority	3-Existing Obligation (Med)
Status	Active

Total Cost \$50,000

<b>Description</b>
Replacement of 2026 Chevrolet Tahoe Fire Chief vehicle with 2031 Chevrolet Tahoe.

<b>Justification</b>
The Fire Prevention vehicle is the primary emergency vehicle during the weekday hours and is one of three fire response vehicles that service the city. This unit is also equipped to function as a mobile command post during emergency incidents. The vehicle will be 5 years old at the time of replacement. The Fire Department attempts to keep the Fire Prevention vehicle on a 5-year replacement cycle for the purpose of maintaining a reliable piece of equipment and limiting repair costs. Replacements are made on a regular systematic rotation based on mileage, maintenance and safety concerns in close consultation with the City Mechanic.

Expenditures	2023	2024	2025	2026	2027	2028	2029	2030	2031	2032	Total
Furnishings/Equipment									50,000		50,000
<b>Total</b>									<b>50,000</b>		<b>50,000</b>

Funding Sources	2023	2024	2025	2026	2027	2028	2029	2030	2031	2032	Total
General Fund									50,000		50,000
<b>Total</b>									<b>50,000</b>		<b>50,000</b>

Capital Improvement Program

2023 *thru* 2032

City of Ramsey, Minnesota

Project #	GENGOV-001
Project Name	Replace Maintenance Vehicle (564)

Department	Capital Equipment
Contact	
Type	Equipment
Useful Life	15
Category	Capital Equipment
Priority	3-Existing Obligation (Med)
Status	Active

Total Cost \$60,000

<b>Description</b>
Replacement of 2008 Ford Expedition moved to Fire. Was #386

<b>Justification</b>
This was originally the Fire Chief vehicle handed down to building maintenance of city maintenance needs. The vehicle has met its useful life.

Expenditures	2023	2024	2025	2026	2027	2028	2029	2030	2031	2032	Total
Furnishings/Equipment			60,000								60,000
<b>Total</b>			<b>60,000</b>								<b>60,000</b>

Funding Sources	2023	2024	2025	2026	2027	2028	2029	2030	2031	2032	Total
General Fund			60,000								60,000
<b>Total</b>			<b>60,000</b>								<b>60,000</b>

Capital Improvement Program

2023 *thru* 2032

City of Ramsey, Minnesota

Project #	GENGOV-003
Project Name	Sweeper Scrubber

Department	Capital Equipment
Contact	
Type	Equipment
Useful Life	20
Category	Capital Equipment
Priority	4-New Addition (Med)
Status	Active

Total Cost \$30,000

<b>Description</b>
This would be a small-scale industrial sweeper for cleaning the hard surface floors at City Hall/PD garage and spot clean up in the parking ramp.

<b>Justification</b>
This unit would be used in areas that the large scale street sweeper cannot fit into. Would also be used in City Hall for hard surface floor cleaning.

Expenditures	2023	2024	2025	2026	2027	2028	2029	2030	2031	2032	Total
Furnishings/Equipment			30,000								30,000
<b>Total</b>			<b>30,000</b>								<b>30,000</b>

Funding Sources	2023	2024	2025	2026	2027	2028	2029	2030	2031	2032	Total
General Fund			30,000								30,000
<b>Total</b>			<b>30,000</b>								<b>30,000</b>

Capital Improvement Program

2023 *thru* 2032

City of Ramsey, Minnesota

Project # GENGOV-004  
 Project Name Replace 2013 F-250 Pickup Unit #410

Department Capital Equipment  
 Contact  
 Type Equipment  
 Useful Life 12  
 Category Capital Equipment  
 Priority 3-Existing Obligation (Med)  
 Status Active

Total Cost \$58,000

**Description**  
 Replace Unit #410 - 2013 F-250 Pick-up.

**Justification**  
 This truck is used by Building Maintenance on a daily basis to perform building maintenance throughout the city. This truck is also used for snow removal operations.

Expenditures	2023	2024	2025	2026	2027	2028	2029	2030	2031	2032	Total
Furnishings/Equipment			58,000								58,000
<b>Total</b>			<b>58,000</b>								<b>58,000</b>

Funding Sources	2023	2024	2025	2026	2027	2028	2029	2030	2031	2032	Total
General Fund			58,000								58,000
<b>Total</b>			<b>58,000</b>								<b>58,000</b>

Capital Improvement Program

2023 *thru* 2032

City of Ramsey, Minnesota

Project #	GENGOV-005
Project Name	Building Inspector Vehicle

Department	Capital Equipment
Contact	
Type	Equipment
Useful Life	12
Category	Capital Equipment
Priority	2-New Addition (High)
Status	Active

Description	Total Cost \$30,000
New Vehicle for new Plans Examiner/Building Inspector position hired In 2022.	

Justification
Plans Examiner/Building Inspector Position added in 2022 needs a vehicle to drive.

Expenditures	2023	2024	2025	2026	2027	2028	2029	2030	2031	2032	Total
Furnishings/Equipment	30,000										30,000
<b>Total</b>	<b>30,000</b>										<b>30,000</b>

Funding Sources	2023	2024	2025	2026	2027	2028	2029	2030	2031	2032	Total
Fleet Vehicles	30,000										30,000
<b>Total</b>	<b>30,000</b>										<b>30,000</b>

Capital Improvement Program

2023 *thru* 2032

City of Ramsey, Minnesota

Project #	POL-335
Project Name	2023 Ford Explorer Replace 2016 Ford Explorer #351

Department	Capital Equipment
Contact	
Type	Equipment
Useful Life	3
Category	Capital Equipment
Priority	1-Existing Obligation (High)
Status	Active

Total Cost \$41,230

<b>Description</b>
Replace 2016 Ford Explorer Patrol/CSO Reserve Officer Squad #351

<b>Justification</b>
Maintain Vehicle rotation schedule

Expenditures	2023	2024	2025	2026	2027	2028	2029	2030	2031	2032	Total
Furnishings/Equipment	41,230										41,230
<b>Total</b>	<b>41,230</b>										<b>41,230</b>

Funding Sources	2023	2024	2025	2026	2027	2028	2029	2030	2031	2032	Total
Equipment Revolving Fund	13,310										13,310
Fleet Vehicles	27,920										27,920
<b>Total</b>	<b>41,230</b>										<b>41,230</b>

Capital Improvement Program

2023 *thru* 2032

City of Ramsey, Minnesota

Project #	POL-359
Project Name	2023 Ford F-150 Replace 2005 F150 #359

Department	Capital Equipment
Contact	
Type	Equipment
Useful Life	3
Category	Capital Equipment
Priority	1-Existing Obligation (High)
Status	Active

Total Cost \$38,521

<b>Description</b>
Replace 2005 Ford F150 Pickup Truck - Squad #359

<b>Justification</b>
Maintain vehicle rotation schedule.

Expenditures	2023	2024	2025	2026	2027	2028	2029	2030	2031	2032	Total
Furnishings/Equipment	38,521										38,521
<b>Total</b>	<b>38,521</b>										<b>38,521</b>

Funding Sources	2023	2024	2025	2026	2027	2028	2029	2030	2031	2032	Total
Equipment Revolving Fund	38,521										38,521
<b>Total</b>	<b>38,521</b>										<b>38,521</b>

Capital Improvement Program

2023 *thru* 2032

City of Ramsey, Minnesota

Project #	POL-366
Project Name	2024 Ford Taurus Replace 2018 Ford Taurus #383

Department	Capital Equipment
Contact	
Type	Equipment
Useful Life	3
Category	Capital Equipment
Priority	1-Existing Obligation (High)
Status	Active

Total Cost \$32,000

<b>Description</b>
Replace 2018 Chevrolet Caprice Patrol Squad #3XX

<b>Justification</b>
Maintain vehicle rotation schedule.

Expenditures	2023	2024	2025	2026	2027	2028	2029	2030	2031	2032	Total
Furnishings/Equipment	32,000										32,000
<b>Total</b>	<b>32,000</b>										<b>32,000</b>

Funding Sources	2023	2024	2025	2026	2027	2028	2029	2030	2031	2032	Total
Equipment Revolving Fund	14,610										14,610
Fleet Vehicles	17,390										17,390
<b>Total</b>	<b>32,000</b>										<b>32,000</b>

Capital Improvement Program

2023 *thru* 2032

City of Ramsey, Minnesota

Project #	POL-367
Project Name	2023 Ford Taurus Replace 2018 Ford Taurus #384

Department	Capital Equipment
Contact	
Type	Equipment
Useful Life	3
Category	Capital Equipment
Priority	1-Existing Obligation (High)
Status	Active

Description	Total Cost	\$32,000
Replace 2018 Chevrolet Tahoe Patrol Squad #3XX		

Justification
Maintain vehicle rotation schedule

Expenditures	2023	2024	2025	2026	2027	2028	2029	2030	2031	2032	Total
Furnishings/Equipment	32,000										32,000
<b>Total</b>	<b>32,000</b>										<b>32,000</b>

Funding Sources	2023	2024	2025	2026	2027	2028	2029	2030	2031	2032	Total
Equipment Revolving Fund	32,000										32,000
<b>Total</b>	<b>32,000</b>										<b>32,000</b>

Capital Improvement Program

2023 *thru* 2032

City of Ramsey, Minnesota

Project #	POL-369
Project Name	2023 Chev Tahoe Replace 2018 Chev Tahoe #373

Department	Capital Equipment
Contact	
Type	Equipment
Useful Life	3
Category	Capital Equipment
Priority	1-Existing Obligation (High)
Status	Active

Description	Total Cost	\$40,875
Replace 2018 Chevrolet Tahoe Patrol Squad #3XX		

Justification
Maintain vehicle rotation schedule

Expenditures	2023	2024	2025	2026	2027	2028	2029	2030	2031	2032	Total
Furnishings/Equipment	40,875										40,875
<b>Total</b>	<b>40,875</b>										<b>40,875</b>

Funding Sources	2023	2024	2025	2026	2027	2028	2029	2030	2031	2032	Total
Equipment Revolving Fund	40,875										40,875
<b>Total</b>	<b>40,875</b>										<b>40,875</b>

Capital Improvement Program

2023 *thru* 2032

City of Ramsey, Minnesota

Project #	POL-370
Project Name	2030 Ford Explorer Replace 2021 Ford Explorer #313

Department	Capital Equipment
Contact	
Type	Equipment
Useful Life	3
Category	Capital Equipment
Priority	3-Existing Obligation (Med)
Status	Active

Total Cost \$32,000

<b>Description</b>
Replace 2022 Ford Explorer Patrol Squad #313

<b>Justification</b>
Maintain vehicle rotation schedule

Expenditures	2023	2024	2025	2026	2027	2028	2029	2030	2031	2032	Total
Furnishings/Equipment								32,000			32,000
<b>Total</b>								<b>32,000</b>			<b>32,000</b>

Funding Sources	2023	2024	2025	2026	2027	2028	2029	2030	2031	2032	Total
General Fund								32,000			32,000
<b>Total</b>								<b>32,000</b>			<b>32,000</b>

Capital Improvement Program

2023 *thru* 2032

City of Ramsey, Minnesota

Project #	POL-372
Project Name	2022 Chev Tahoe Replace 2016 Chev Tahoe #361

Department	Capital Equipment
Contact	
Type	Eqpt Replacement
Useful Life	3
Category	Capital Equipment
Priority	1-Existing Obligation (High)
Status	Active

Total Cost \$40,000

<b>Description</b>
Replace 2016 Chevrolet Tahoe 4x4 patrol vehicle #361

<b>Justification</b>
Maintain vehicle rotation schedule

Expenditures	2023	2024	2025	2026	2027	2028	2029	2030	2031	2032	Total
Furnishings/Equipment		40,000									40,000
<b>Total</b>		<b>40,000</b>									<b>40,000</b>

Funding Sources	2023	2024	2025	2026	2027	2028	2029	2030	2031	2032	Total
General Fund		40,000									40,000
<b>Total</b>		<b>40,000</b>									<b>40,000</b>

Capital Improvement Program

2023 *thru* 2032

City of Ramsey, Minnesota

Project #	POL-381
Project Name	2024 Chev Tahoe Replace 2020 Chev Tahoe #395

Department	Capital Equipment
Contact	
Type	Equipment
Useful Life	3
Category	Capital Equipment
Priority	1-Existing Obligation (High)
Status	Active

Total Cost \$41,000

<b>Description</b>
Replace 2020 Chevrolet Tahoe Patrol Squad #395

<b>Justification</b>
Maintain vehicle rotation schedule

Expenditures	2023	2024	2025	2026	2027	2028	2029	2030	2031	2032	Total
Furnishings/Equipment		41,000									41,000
<b>Total</b>		<b>41,000</b>									<b>41,000</b>

Funding Sources	2023	2024	2025	2026	2027	2028	2029	2030	2031	2032	Total
General Fund		41,000									41,000
<b>Total</b>		<b>41,000</b>									<b>41,000</b>

Capital Improvement Program

2023 *thru* 2032

City of Ramsey, Minnesota

Project #	POL-382
Project Name	2024 Chev Impala Replace 2016 Chev Impala #366

Department	Capital Equipment
Contact	
Type	Equipment
Useful Life	3
Category	Capital Equipment
Priority	1-Existing Obligation (High)
Status	Active

Total Cost \$35,000

<b>Description</b>
Replace 2016 Chevrolet Impala Investigator Squad #366

<b>Justification</b>
Maintain Vehicle maintenance schedule

Expenditures	2023	2024	2025	2026	2027	2028	2029	2030	2031	2032	Total
Furnishings/Equipment		35,000									35,000
<b>Total</b>		<b>35,000</b>									<b>35,000</b>

Funding Sources	2023	2024	2025	2026	2027	2028	2029	2030	2031	2032	Total
General Fund		35,000									35,000
<b>Total</b>		<b>35,000</b>									<b>35,000</b>

Capital Improvement Program

2023 *thru* 2032

City of Ramsey, Minnesota

Project #	POL-383
Project Name	2025 Ford Explorer Replace 2021 Ford Explorer #3XX

Department	Capital Equipment
Contact	
Type	Equipment
Useful Life	3
Category	Capital Equipment
Priority	3-Existing Obligation (Med)
Status	Active

Total Cost \$35,000

<b>Description</b>
Replace 2021 Ford Explorer Patrol Squad #3XX

<b>Justification</b>
Maintain vehicle rotation schedule

Expenditures	2023	2024	2025	2026	2027	2028	2029	2030	2031	2032	Total
Furnishings/Equipment			35,000								35,000
<b>Total</b>			<b>35,000</b>								<b>35,000</b>

Funding Sources	2023	2024	2025	2026	2027	2028	2029	2030	2031	2032	Total
General Fund			35,000								35,000
<b>Total</b>			<b>35,000</b>								<b>35,000</b>

Capital Improvement Program

2023 *thru* 2032

City of Ramsey, Minnesota

Project #	POL-384
Project Name	2025 Chevy Caprice Replace 2021 Chevy Caprice #3XX

Department	Capital Equipment
Contact	
Type	Equipment
Useful Life	3
Category	Capital Equipment
Priority	3-Existing Obligation (Med)
Status	Active

Total Cost \$33,500

Description	
Replace 2021 Chev Caprice Patrol Squad #3XX	

Justification	
Maintain vehicle rotation schedule	

Expenditures	2023	2024	2025	2026	2027	2028	2029	2030	2031	2032	Total
Furnishings/Equipment			33,500								33,500
<b>Total</b>			<b>33,500</b>								<b>33,500</b>

Funding Sources	2023	2024	2025	2026	2027	2028	2029	2030	2031	2032	Total
General Fund			33,500								33,500
<b>Total</b>			<b>33,500</b>								<b>33,500</b>

Capital Improvement Program

2023 *thru* 2032

City of Ramsey, Minnesota

Project #	POL-385
Project Name	2025 Chevy Impala Replace 2017 Chev Impala #377

Department	Capital Equipment
Contact	
Type	Equipment
Useful Life	3
Category	Capital Equipment
Priority	3-Existing Obligation (Med)
Status	Active

Total Cost \$33,500

<b>Description</b>
Replace 2017 Chevy Impala #377

<b>Justification</b>
Maintain vehicle rotation schedule

Expenditures	2023	2024	2025	2026	2027	2028	2029	2030	2031	2032	Total
Furnishings/Equipment			33,500								33,500
<b>Total</b>			<b>33,500</b>								<b>33,500</b>

Funding Sources	2023	2024	2025	2026	2027	2028	2029	2030	2031	2032	Total
General Fund			33,500								33,500
<b>Total</b>			<b>33,500</b>								<b>33,500</b>

Capital Improvement Program

2023 *thru* 2032

City of Ramsey, Minnesota

Project #	POL-390
Project Name	2026 Ford Explorer Replace 2022 Ford Explorer #3XX

Department	Capital Equipment
Contact	
Type	Equipment
Useful Life	3
Category	Capital Equipment
Priority	3-Existing Obligation (Med)
Status	Active

Description	Total Cost	\$35,500
Replace 2022 Ford Explorer Patrol Squad #3XX		

Justification
Maintain vehicle rotation schedule

Expenditures	2023	2024	2025	2026	2027	2028	2029	2030	2031	2032	Total
Furnishings/Equipment				35,500							35,500
<b>Total</b>				<b>35,500</b>							<b>35,500</b>

Funding Sources	2023	2024	2025	2026	2027	2028	2029	2030	2031	2032	Total
General Fund				35,500							35,500
<b>Total</b>				<b>35,500</b>							<b>35,500</b>

Capital Improvement Program

2023 *thru* 2032

City of Ramsey, Minnesota

Project #	POL-391
Project Name	2026 Ford Explorer replace 2022 Ford Explorer #3XX

Department	Capital Equipment
Contact	
Type	Equipment
Useful Life	3
Category	Capital Equipment
Priority	3-Existing Obligation (Med)
Status	Active

Total Cost \$44,000

<b>Description</b>
Replace 2022 Ford Explorer Patrol Squad #3XX

<b>Justification</b>
Maintain vehicle rotation schedule

Expenditures	2023	2024	2025	2026	2027	2028	2029	2030	2031	2032	Total
Furnishings/Equipment				44,000							44,000
<b>Total</b>				<b>44,000</b>							<b>44,000</b>

Funding Sources	2023	2024	2025	2026	2027	2028	2029	2030	2031	2032	Total
General Fund				44,000							44,000
<b>Total</b>				<b>44,000</b>							<b>44,000</b>

Capital Improvement Program

2023 *thru* 2032

City of Ramsey, Minnesota

Project #	POL-393
Project Name	2027 Chev Tahoe Replace 2023 Chev Tahoe #3XX

Department	Capital Equipment
Contact	
Type	Equipment
Useful Life	3
Category	Capital Equipment
Priority	3-Existing Obligation (Med)
Status	Active

Total Cost \$44,500

<b>Description</b>
Replace 2023 Chevrolet Tahoe Patrol Squad #3XX

<b>Justification</b>
Maintain vehicle rotation schedule

Expenditures	2023	2024	2025	2026	2027	2028	2029	2030	2031	2032	Total
Furnishings/Equipment					44,500						44,500
<b>Total</b>					<b>44,500</b>						<b>44,500</b>

Funding Sources	2023	2024	2025	2026	2027	2028	2029	2030	2031	2032	Total
General Fund					44,500						44,500
<b>Total</b>					<b>44,500</b>						<b>44,500</b>

Capital Improvement Program

2023 *thru* 2032

City of Ramsey, Minnesota

Project # POL-394  
 Project Name 2027 Chev Tahoe Replace 2023 Chev Tahoe #3XX

Department Capital Equipment  
 Contact  
 Type Equipment  
 Useful Life 3  
 Category Capital Equipment  
 Priority 3-Existing Obligation (Med)  
 Status Active

Total Cost \$44,500

**Description**  
 Replace 2023 Chevrolet Tahoe Patrol Squad #3XX

**Justification**  
 Maintain vehicle rotation schedule

Expenditures	2023	2024	2025	2026	2027	2028	2029	2030	2031	2032	Total
Furnishings/Equipment					44,500						44,500
<b>Total</b>					<b>44,500</b>						<b>44,500</b>

Funding Sources	2023	2024	2025	2026	2027	2028	2029	2030	2031	2032	Total
General Fund					44,500						44,500
<b>Total</b>					<b>44,500</b>						<b>44,500</b>

Capital Improvement Program

2023 *thru* 2032

City of Ramsey, Minnesota

Project #	POL-395
Project Name	2027 Ford Utility SUV Replace 2023 Ford Utili #3XX

Department	Capital Equipment
Contact	
Type	Equipment
Useful Life	3
Category	Capital Equipment
Priority	3-Existing Obligation (Med)
Status	Active

Total Cost \$36,000

<b>Description</b>
Replace 2023 Ford Utility SUV Patrol Squad #3XX

<b>Justification</b>
Maintain vehicle rotation schedule

Expenditures	2023	2024	2025	2026	2027	2028	2029	2030	2031	2032	Total
Furnishings/Equipment					36,000						36,000
<b>Total</b>					<b>36,000</b>						<b>36,000</b>

Funding Sources	2023	2024	2025	2026	2027	2028	2029	2030	2031	2032	Total
General Fund					36,000						36,000
<b>Total</b>					<b>36,000</b>						<b>36,000</b>

Capital Improvement Program

2023 *thru* 2032

City of Ramsey, Minnesota

Project #	POL-396
Project Name	2024 Acadia Replaces 2016 Acadia #367

Department	Capital Equipment
Contact	
Type	Equipment
Useful Life	3
Category	Capital Equipment
Priority	1-Existing Obligation (High)
Status	Active

Total Cost \$35,000

<b>Description</b>
Replace 2016 GMC Acadia (unmarked) Unite #367

<b>Justification</b>
Maintain vehicle rotation schedule

Expenditures	2023	2024	2025	2026	2027	2028	2029	2030	2031	2032	Total
Furnishings/Equipment		35,000									35,000
<b>Total</b>		<b>35,000</b>									<b>35,000</b>

Funding Sources	2023	2024	2025	2026	2027	2028	2029	2030	2031	2032	Total
General Fund		35,000									35,000
<b>Total</b>		<b>35,000</b>									<b>35,000</b>

Capital Improvement Program

2023 *thru* 2032

City of Ramsey, Minnesota

Project #	POL-398
Project Name	2028 Chevy Tahoe Replace 2024 Chevy Tahoe

Department	Capital Equipment
Contact	
Type	Equipment
Useful Life	3
Category	Capital Equipment
Priority	3-Existing Obligation (Med)
Status	Active

Description	Total Cost	\$45,000
Replace 2024 Chevy Tahoe patrol vehicle		

Justification
Maintain vehicle rotation schedule.

Expenditures	2023	2024	2025	2026	2027	2028	2029	2030	2031	2032	Total
Furnishings/Equipment						45,000					45,000
<b>Total</b>						<b>45,000</b>					<b>45,000</b>

Funding Sources	2023	2024	2025	2026	2027	2028	2029	2030	2031	2032	Total
General Fund						45,000					45,000
<b>Total</b>						<b>45,000</b>					<b>45,000</b>

Capital Improvement Program

2023 *thru* 2032

City of Ramsey, Minnesota

Project #	POL-399
Project Name	2028 Ford Utility Replace 2024 Ford Utility

Department	Capital Equipment
Contact	
Type	Equipment
Useful Life	3
Category	Capital Equipment
Priority	3-Existing Obligation (Med)
Status	Active

Total Cost \$32,000

<b>Description</b>
Replace 2024 Ford Utility SUV patrol vehicle.

<b>Justification</b>
Maintain vehicle schedule

Expenditures	2023	2024	2025	2026	2027	2028	2029	2030	2031	2032	Total
Furnishings/Equipment						32,000					32,000
<b>Total</b>						<b>32,000</b>					<b>32,000</b>

Funding Sources	2023	2024	2025	2026	2027	2028	2029	2030	2031	2032	Total
General Fund						32,000					32,000
<b>Total</b>						<b>32,000</b>					<b>32,000</b>

Capital Improvement Program

2023 *thru* 2032

City of Ramsey, Minnesota

Project #	POL-400
Project Name	2029 Ford Explorer Replace 2025 Ford Explorer

Department Capital Equipment  
 Contact  
 Type Equipment  
 Useful Life 3  
 Category Capital Equipment  
 Priority 3-Existing Obligation (Med)  
 Status Active

Description	Total Cost \$33,000
Replace 2025 Ford Utility SUV Patrol Squad #3XX	

Justification
Maintain vehicle rotation schedule.

Expenditures	2023	2024	2025	2026	2027	2028	2029	2030	2031	2032	Total
Furnishings/Equipment							33,000				33,000
<b>Total</b>							<b>33,000</b>				<b>33,000</b>

Funding Sources	2023	2024	2025	2026	2027	2028	2029	2030	2031	2032	Total
General Fund							33,000				33,000
<b>Total</b>							<b>33,000</b>				<b>33,000</b>

Capital Improvement Program

2023 *thru* 2032

City of Ramsey, Minnesota

Project #	POL-401
Project Name	2029 Chevy Caprice Replace 2025 Chev Caprice

Department	Capital Equipment
Contact	
Type	Equipment
Useful Life	3
Category	Capital Equipment
Priority	3-Existing Obligation (Med)
Status	Active

Total Cost \$34,000

<b>Description</b>
Replace 2025 Chev Caprice Patrol Squad #3XX

<b>Justification</b>
Maintain vehicle rotation schedule.

Expenditures	2023	2024	2025	2026	2027	2028	2029	2030	2031	2032	Total
Furnishings/Equipment							34,000				34,000
<b>Total</b>							<b>34,000</b>				<b>34,000</b>

Funding Sources	2023	2024	2025	2026	2027	2028	2029	2030	2031	2032	Total
General Fund							34,000				34,000
<b>Total</b>							<b>34,000</b>				<b>34,000</b>

Capital Improvement Program

2023 *thru* 2032

City of Ramsey, Minnesota

Project #	POL-402
Project Name	Replace 2026 Ford Utility

Department	Capital Equipment
Contact	
Type	Equipment
Useful Life	3
Category	Capital Equipment
Priority	3-Existing Obligation (Med)
Status	Active

Description	Total Cost	\$35,500
Police Vehicle originally acquired in 2026		

Justification
3-4 year rotation

Expenditures	2023	2024	2025	2026	2027	2028	2029	2030	2031	2032	Total
Furnishings/Equipment								35,500			35,500
<b>Total</b>								<b>35,500</b>			<b>35,500</b>

Funding Sources	2023	2024	2025	2026	2027	2028	2029	2030	2031	2032	Total
General Fund								35,500			35,500
<b>Total</b>								<b>35,500</b>			<b>35,500</b>

Capital Improvement Program

2023 *thru* 2032

City of Ramsey, Minnesota

Project #	POL-403
Project Name	Repalce 2026 Chevrolet Tahoe

Department	Capital Equipment
Contact	
Type	Equipment
Useful Life	3
Category	Capital Equipment
Priority	3-Existing Obligation (Med)
Status	Active

Total Cost \$45,000

Description	
Replace 2026 Chev Tahoe	

Justification	
3-4 year rotation.	

Expenditures	2023	2024	2025	2026	2027	2028	2029	2030	2031	2032	Total
Furnishings/Equipment								45,000			45,000
<b>Total</b>								<b>45,000</b>			<b>45,000</b>

Funding Sources	2023	2024	2025	2026	2027	2028	2029	2030	2031	2032	Total
General Fund								45,000			45,000
<b>Total</b>								<b>45,000</b>			<b>45,000</b>

Capital Improvement Program

2023 *thru* 2032

City of Ramsey, Minnesota

Project #	POL-404
Project Name	Replace 2026 Chevrolet Caprice

Department	Capital Equipment
Contact	
Type	Equipment
Useful Life	3
Category	Capital Equipment
Priority	3-Existing Obligation (Med)
Status	Active

Total Cost \$34,000

<b>Description</b>
Replace 2026 Chevrolet Caprice

<b>Justification</b>
3-4 Year rotation

Expenditures	2023	2024	2025	2026	2027	2028	2029	2030	2031	2032	Total
Furnishings/Equipment								34,000			34,000
<b>Total</b>								<b>34,000</b>			<b>34,000</b>

Funding Sources	2023	2024	2025	2026	2027	2028	2029	2030	2031	2032	Total
General Fund								34,000			34,000
<b>Total</b>								<b>34,000</b>			<b>34,000</b>

Capital Improvement Program  
 City of Ramsey, Minnesota

2023 *thru* 2032

Project #	PW-002
Project Name	Replace 2004 Tree Spade

Department	Capital Equipment
Contact	
Type	Eqpt Replacement
Useful Life	15
Category	Capital Equipment
Priority	3-Existing Obligation (Med)
Status	Active

Description	Total Cost	\$52,000
65 inch tree space		

Justification
This piece of equipment is used to transplant trees in parks and other city owned land. Requires a front-end loader to attach to.

Expenditures	2023	2024	2025	2026	2027	2028	2029	2030	2031	2032	Total
Furnishings/Equipment			52,000								52,000
<b>Total</b>			<b>52,000</b>								<b>52,000</b>

Funding Sources	2023	2024	2025	2026	2027	2028	2029	2030	2031	2032	Total
General Fund			52,000								52,000
<b>Total</b>			<b>52,000</b>								<b>52,000</b>

Capital Improvement Program

2023 *thru* 2032

City of Ramsey, Minnesota

Project #	PW-004
Project Name	Replace 2004 Pull Behind PTO Mower

Department	Capital Equipment
Contact	
Type	Eqpt Replacement
Useful Life	10
Category	Capital Equipment
Priority	3-Existing Obligation (Med)
Status	Active

Total Cost \$28,000

<b>Description</b>
Landpride wide area mower

<b>Justification</b>
This mower is used by the Public Works department when rough mowing large open areas including right-of-way and undeveloped city-owned land.

Expenditures	2023	2024	2025	2026	2027	2028	2029	2030	2031	2032	Total
Furnishings/Equipment					28,000						28,000
<b>Total</b>					<b>28,000</b>						<b>28,000</b>

Funding Sources	2023	2024	2025	2026	2027	2028	2029	2030	2031	2032	Total
General Fund					28,000						28,000
<b>Total</b>					<b>28,000</b>						<b>28,000</b>

Capital Improvement Program

2023 *thru* 2032

City of Ramsey, Minnesota

Project #	PW-005
Project Name	Replace 2004 Snow Thrower

Department	Capital Equipment
Contact	
Type	Eqpt Replacement
Useful Life	15
Category	Capital Equipment
Priority	3-Existing Obligation (Med)
Status	Active

Total Cost \$130,000

<b>Description</b>
2004 SnoGo snow thrower

<b>Justification</b>
This unit is used to load snow from city streets into trucks. Also used to remove large drifts in open areas.

Expenditures	2023	2024	2025	2026	2027	2028	2029	2030	2031	2032	Total
Furnishings/Equipment			130,000								130,000
<b>Total</b>			<b>130,000</b>								<b>130,000</b>

Funding Sources	2023	2024	2025	2026	2027	2028	2029	2030	2031	2032	Total
General Fund			130,000								130,000
<b>Total</b>			<b>130,000</b>								<b>130,000</b>

Capital Improvement Program

2023 *thru* 2032

City of Ramsey, Minnesota

Project #	PW-006
Project Name	Replace 2004 Mobile Generator

Department	Capital Equipment
Contact	
Type	Eqpt Replacement
Useful Life	20 Years
Category	Capital Equipment
Priority	3-Existing Obligation (Med)
Status	Active

Total Cost \$164,000

<b>Description</b>
2004 portable generator. This pull behind generator is used to power liftstations in the event of a power outage.

<b>Justification</b>
This tow behind unit powers our sanitary lift stations during power outages.

Expenditures	2023	2024	2025	2026	2027	2028	2029	2030	2031	2032	Total
Furnishings/Equipment					164,000						164,000
<b>Total</b>					<b>164,000</b>						<b>164,000</b>

Funding Sources	2023	2024	2025	2026	2027	2028	2029	2030	2031	2032	Total
Sewer Utility Fund					164,000						164,000
<b>Total</b>					<b>164,000</b>						<b>164,000</b>

Capital Improvement Program

2023 *thru* 2032

City of Ramsey, Minnesota

Project #	PW-407
Project Name	Replace Engr Car #407 With Equinox

Department	Capital Equipment
Contact	
Type	Eqpt Replacement
Useful Life	12
Category	Capital Equipment
Priority	1-Existing Obligation (High)
Status	Active

Description	Total Cost \$30,000
Unit #407: 2006 Chev Impala	

Justification
2006 Impala floor and frame are rusting out. Maintenance of vehicle is becoming cost prohibitive. 2006 Impala recommended to be retained for use by engineering interns.

Expenditures	2023	2024	2025	2026	2027	2028	2029	2030	2031	2032	Total
Furnishings/Equipment	30,000										30,000
<b>Total</b>	<b>30,000</b>										<b>30,000</b>

Funding Sources	2023	2024	2025	2026	2027	2028	2029	2030	2031	2032	Total
Fleet Vehicles	29,000										29,000
Trade In/Resale Value	1,000										1,000
<b>Total</b>	<b>30,000</b>										<b>30,000</b>

Capital Improvement Program

2023 *thru* 2032

City of Ramsey, Minnesota

Project #	PW-603
Project Name	Replace 1999 John Deere Grader: Unit #603

Department	Capital Equipment
Contact	
Type	Eqpt Replacement
Useful Life	20 Years
Category	Capital Equipment
Priority	3-Existing Obligation (Med)
Status	Active

Total Cost \$472,000

<b>Description</b>
1999 John Deere Motor Grader

<b>Justification</b>
This piece of equipment is used for grading the city's approximately 2.5 miles of dirt roads and also used in snow removal operations.

Expenditures	2023	2024	2025	2026	2027	2028	2029	2030	2031	2032	Total
Furnishings/Equipment				472,000							472,000
<b>Total</b>				<b>472,000</b>							<b>472,000</b>

Funding Sources	2023	2024	2025	2026	2027	2028	2029	2030	2031	2032	Total
General Fund				472,000							472,000
<b>Total</b>				<b>472,000</b>							<b>472,000</b>

Capital Improvement Program

2023 *thru* 2032

City of Ramsey, Minnesota

Project #	PW-605
Project Name	Replace 2019 Brush Chipper - Unit #605

Department	Capital Equipment
Contact	
Type	Equipment
Useful Life	6
Category	Capital Equipment
Priority	3-Existing Obligation (Med)
Status	Active

Total Cost \$52,000

<b>Description</b>
Replace unit #605 a 2019 brush chipper.

<b>Justification</b>
This unit is used by all of the streets/parks departments for routine maintenance on ROW clearing and storm damage.

Expenditures	2023	2024	2025	2026	2027	2028	2029	2030	2031	2032	Total
Furnishings/Equipment			52,000								52,000
<b>Total</b>			<b>52,000</b>								<b>52,000</b>

Funding Sources	2023	2024	2025	2026	2027	2028	2029	2030	2031	2032	Total
General Fund			52,000								52,000
<b>Total</b>			<b>52,000</b>								<b>52,000</b>

Capital Improvement Program

2023 *thru* 2032

City of Ramsey, Minnesota

Project #	PW-654
Project Name	Replace 2006 3/4 Ton Truck 2x4 Unit #654

Department	Capital Equipment
Contact	
Type	Eqpt Replacement
Useful Life	10
Category	Capital Equipment
Priority	1-Existing Obligation (High)
Status	Active

Total Cost \$65,100

<b>Description</b>
3/4 ton pickup with topper and bed slide-Unit #654 2006 Ford F-250.

<b>Justification</b>
This piece of equipment would replace unit #654 a 2-wheel drive truck used primarily in the park department for irrigation system repair and maintenance.

Expenditures	2023	2024	2025	2026	2027	2028	2029	2030	2031	2032	Total
Furnishings/Equipment	65,100										65,100
<b>Total</b>	<b>65,100</b>										<b>65,100</b>

Funding Sources	2023	2024	2025	2026	2027	2028	2029	2030	2031	2032	Total
Trade In/Resale Value	6,000										6,000
Public Works Campus	59,100										59,100
<b>Total</b>	<b>65,100</b>										<b>65,100</b>

Capital Improvement Program

2023 *thru* 2032

City of Ramsey, Minnesota

Project #	PW-660
Project Name	Replace Paver, Trailer, Roller

Department	Capital Equipment
Contact	
Type	Eqpt Replacement
Useful Life	20 Years
Category	Capital Equipment
Priority	3-Existing Obligation (Med)
Status	Active

Total Cost \$140,000

<b>Description</b>
Bomag Paver-Felling Trailer and Wolf Pac pneumatic drum roller

<b>Justification</b>
This equipment group is used for small in-house paving projects such as trails and large patches.

Expenditures	2023	2024	2025	2026	2027	2028	2029	2030	2031	2032	Total
Furnishings/Equipment					140,000						140,000
<b>Total</b>					<b>140,000</b>						<b>140,000</b>

Funding Sources	2023	2024	2025	2026	2027	2028	2029	2030	2031	2032	Total
General Fund					140,000						140,000
<b>Total</b>					<b>140,000</b>						<b>140,000</b>

Capital Improvement Program

2023 *thru* 2032

City of Ramsey, Minnesota

Project #	PW-662
Project Name	Replace 2007 Tandem Axle Plow Truck: Unit #662

Department	Capital Equipment
Contact	
Type	Equipment
Useful Life	10
Category	Capital Equipment
Priority	1-Existing Obligation (High)
Status	Active

Total Cost \$290,950

<b>Description</b>
Replace Unit #662: 2007 Sterling Price of \$290,950

<b>Justification</b>
This piece of equipment will replace unit 662, a 2007 tandem axle plow truck. This equipment is primarily used in street maintenance and snow removal.

Expenditures	2023	2024	2025	2026	2027	2028	2029	2030	2031	2032	Total
Furnishings/Equipment	290,950										290,950
<b>Total</b>	<b>290,950</b>										<b>290,950</b>

Funding Sources	2023	2024	2025	2026	2027	2028	2029	2030	2031	2032	Total
Trade In/Resale Value	20,000										20,000
Public Works Campus	270,950										270,950
<b>Total</b>	<b>290,950</b>										<b>290,950</b>

Capital Improvement Program

2023 *thru* 2032

City of Ramsey, Minnesota

Project #	PW-665
Project Name	Replace 2007 Chevy Pickup: Unit #665

Department	Capital Equipment
Contact	
Type	Equipment
Useful Life	15
Category	Capital Equipment
Priority	3-Existing Obligation (Med)
Status	Active

Total Cost \$27,000

<b>Description</b>
Replacement for PW Unit #665 a 2007 Chevy pickup.

<b>Justification</b>
This truck is to be used by the park department Superintendent/Asst PW Superintendent.

Expenditures	2023	2024	2025	2026	2027	2028	2029	2030	2031	2032	Total
Furnishings/Equipment			27,000								27,000
<b>Total</b>			<b>27,000</b>								<b>27,000</b>

Funding Sources	2023	2024	2025	2026	2027	2028	2029	2030	2031	2032	Total
General Fund			27,000								27,000
<b>Total</b>			<b>27,000</b>								<b>27,000</b>

Capital Improvement Program

2023 *thru* 2032

City of Ramsey, Minnesota

Project #	PW-669
Project Name	Replace 2007 International Water Truck: Unit #669

Department	Capital Equipment
Contact	
Type	Equipment
Useful Life	12
Category	Capital Equipment
Priority	3-Existing Obligation (Med)
Status	Active

Total Cost \$200,000

<b>Description</b>
Replacement for unit #669 2007 International water truck
\$148,000 less \$12,000 trade in = \$136,000

<b>Justification</b>
This piece of equipment is used by the park department for ice rink flooding, boulevard tree watering, etc. This truck is also used by the street department for street sweeping and flushing out storm water catch basins.

Expenditures	2023	2024	2025	2026	2027	2028	2029	2030	2031	2032	Total
Furnishings/Equipment				200,000							200,000
<b>Total</b>				<b>200,000</b>							<b>200,000</b>

Funding Sources	2023	2024	2025	2026	2027	2028	2029	2030	2031	2032	Total
General Fund				100,000							100,000
Storm Water Utility Fund				100,000							100,000
<b>Total</b>				<b>200,000</b>							<b>200,000</b>

Capital Improvement Program

2023 *thru* 2032

City of Ramsey, Minnesota

Project #	PW-673
Project Name	Replace 2009 Jetter/Vac Truck - Unit #673

Department	Capital Equipment
Contact	
Type	Equipment
Useful Life	20 Years
Category	Capital Equipment
Priority	3-Existing Obligation (Med)
Status	Active

Total Cost \$750,000

<b>Description</b>
Replace unit #673 a 2009 Jetter/Vac truck

<b>Justification</b>
This truck is 20 years old. Unit is used to clean sanitary sewer lines, storm sewer line, and to clear emergency blockages in the city's sewer system when/if they occur.

Expenditures	2023	2024	2025	2026	2027	2028	2029	2030	2031	2032	Total
Furnishings/Equipment							750,000				750,000
<b>Total</b>							<b>750,000</b>				<b>750,000</b>

Funding Sources	2023	2024	2025	2026	2027	2028	2029	2030	2031	2032	Total
Sewer Utility Fund							750,000				750,000
<b>Total</b>							<b>750,000</b>				<b>750,000</b>

Capital Improvement Program

2023 *thru* 2032

City of Ramsey, Minnesota

Project #	PW-674
Project Name	Replace 2009 2WD Pickup: Unit 674

Department	Capital Equipment
Contact	
Type	Equipment
Useful Life	20 Years
Category	Capital Equipment
Priority	1-Existing Obligation (High)
Status	Active

Description	Total Cost	\$72,000
Replace unit 674 a 2009 2-wheel drive pickup		

Justification  
 Unit 674 will be 13 years old by 2022. Normally start to consider replacement around 12 years depending on the vehicle and its use. However, new truck will be a 4 wheel drive truck with plow attachment to assist ith cul-de-sac plowing.

Expenditures	2023	2024	2025	2026	2027	2028	2029	2030	2031	2032	Total
Furnishings/Equipment		72,000									72,000
<b>Total</b>		<b>72,000</b>									<b>72,000</b>

Funding Sources	2023	2024	2025	2026	2027	2028	2029	2030	2031	2032	Total
General Fund		72,000									72,000
<b>Total</b>		<b>72,000</b>									<b>72,000</b>

Capital Improvement Program

2023 *thru* 2032

City of Ramsey, Minnesota

Project #	PW-676
Project Name	Replace Unit 676- 2010 4 Wheel Drive 1ton

Department	Capital Equipment
Contact	
Type	Equipment
Useful Life	12
Category	Capital Equipment
Priority	1-Existing Obligation (High)
Status	Active

Total Cost \$87,310

<b>Description</b>
Replace unit 676 a 2010 4-wheel drive 1-ton truck

<b>Justification</b>
Unit 676 will be 11 years old by 2021. Normally start to consider replacement around 12 years depending on the vehicle and its use. This truck will be used by the street department and for snow removal operations.

Expenditures	2023	2024	2025	2026	2027	2028	2029	2030	2031	2032	Total
Furnishings/Equipment	87,310										87,310
<b>Total</b>	<b>87,310</b>										<b>87,310</b>

Funding Sources	2023	2024	2025	2026	2027	2028	2029	2030	2031	2032	Total
Trade In/Resale Value	12,000										12,000
Public Works Campus	75,310										75,310
<b>Total</b>	<b>87,310</b>										<b>87,310</b>

Capital Improvement Program

2023 *thru* 2032

City of Ramsey, Minnesota

Project #	PW-678A
Project Name	Replace Unit 678 2013-1ton Truck w/ Plow Equipment

Department	Capital Equipment
Contact	
Type	Equipment
Useful Life	12
Category	Capital Equipment
Priority	3-Existing Obligation (Med)
Status	Active

Total Cost \$68,000

<b>Description</b>
Replace unit 678 a 2013 1-ton truck with plow equipment

<b>Justification</b>
Unit 678 will be 9 years old by 2022. Normally start to consider replacement around 12 years depending on the vehicle and its use.

Expenditures	2023	2024	2025	2026	2027	2028	2029	2030	2031	2032	Total
Furnishings/Equipment				68,000							68,000
<b>Total</b>				<b>68,000</b>							<b>68,000</b>

Funding Sources	2023	2024	2025	2026	2027	2028	2029	2030	2031	2032	Total
General Fund				68,000							68,000
<b>Total</b>				<b>68,000</b>							<b>68,000</b>

Capital Improvement Program

2023 *thru* 2032

City of Ramsey, Minnesota

Project #	PW-679A
Project Name	Replace Unit 679 Area Mower (2020 Replaced)

Department	Capital Equipment
Contact	
Type	Equipment
Useful Life	7 Years
Category	Capital Equipment
Priority	3-Existing Obligation (Med)
Status	Active

Total Cost \$111,000

<b>Description</b>
Replace unit 679. This area mower was replaced in 2020.

<b>Justification</b>
This piece of equipment is a large area mower that is used to mow the city's larger parks and athletic fields. This mower is replaced on a 7-year schedule.

Expenditures	2023	2024	2025	2026	2027	2028	2029	2030	2031	2032	Total
Furnishings/Equipment					111,000						111,000
<b>Total</b>					<b>111,000</b>						<b>111,000</b>

Funding Sources	2023	2024	2025	2026	2027	2028	2029	2030	2031	2032	Total
General Fund					111,000						111,000
<b>Total</b>					<b>111,000</b>						<b>111,000</b>

Capital Improvement Program

2023 *thru* 2032

City of Ramsey, Minnesota

Project #	PW-680
Project Name	Replace 2014-1Ton Truck w/ Plow Equipt: Unit #680

Department	Capital Equipment
Contact	
Type	Equipment
Useful Life	12
Category	Capital Equipment
Priority	3-Existing Obligation (Med)
Status	Active

Description	Total Cost	\$62,000
Replace Unit 680 a 2014-1ton truck with plow equipment		

Justification
Unit 680 will be 9 years old by 2023. Normally start to consider replacement around 12 years depending on the vehicle and its use.

Expenditures	2023	2024	2025	2026	2027	2028	2029	2030	2031	2032	Total
Furnishings/Equipment				62,000							62,000
<b>Total</b>				<b>62,000</b>							<b>62,000</b>

Funding Sources	2023	2024	2025	2026	2027	2028	2029	2030	2031	2032	Total
General Fund				62,000							62,000
<b>Total</b>				<b>62,000</b>							<b>62,000</b>

Capital Improvement Program

2023 *thru* 2032

City of Ramsey, Minnesota

Project #	PW-681
Project Name	Replace Unit 681 Utility truck

Department	Capital Equipment
Contact	
Type	Equipment
Useful Life	15
Category	Capital Equipment
Priority	1-Existing Obligation (High)
Status	Active

Total Cost \$100,000

<b>Description</b>
Replace Unit 681 a 2015 1-Ton Pickup

<b>Justification</b>
This piece of equipment will replace unit #681 a 1-ton pickup with a mobile crane used in the utility department for well and lift station repair. Truck 681 was designed to lift the existing liftstation pumps we had in 2015, since that time we have added two additional sanitary sewer lift stations with considerable heavier pumps, we also added a storm water lift station with large submersible pumps. Our current truck struggles to lift these pumps safely. The replacement truck should be a 1.5 ton with hydraulic crane and outriggers.

Expenditures	2023	2024	2025	2026	2027	2028	2029	2030	2031	2032	Total
Furnishings/Equipment		100,000									100,000
<b>Total</b>		<b>100,000</b>									<b>100,000</b>

Funding Sources	2023	2024	2025	2026	2027	2028	2029	2030	2031	2032	Total
Sewer Utility Fund		50,000									50,000
Storm Water Utility Fund		25,000									25,000
Water Utility Fund		25,000									25,000
<b>Total</b>		<b>100,000</b>									<b>100,000</b>

Capital Improvement Program

2023 *thru* 2032

City of Ramsey, Minnesota

Project #	PW-683
Project Name	Replace 2019 Exmark Mower (Orig Unit #683)

Department	Capital Equipment
Contact	
Type	Equipment
Useful Life	5 Years
Category	Capital Equipment
Priority	1-Existing Obligation (High)
Status	Active

Total Cost \$18,000

<b>Description</b>
Replace Unit #683 that was replaced in 2019 - an Exmark Mower

<b>Justification</b>
These are the city's primary mowers and are traded out on a 5-year rotation for dependability and trade-in value.

Expenditures	2023	2024	2025	2026	2027	2028	2029	2030	2031	2032	Total
Improvements Other than Building Cost		18,000									18,000
<b>Total</b>		<b>18,000</b>									<b>18,000</b>

Funding Sources	2023	2024	2025	2026	2027	2028	2029	2030	2031	2032	Total
General Fund		18,000									18,000
<b>Total</b>		<b>18,000</b>									<b>18,000</b>

Capital Improvement Program

2023 *thru* 2032

City of Ramsey, Minnesota

Project #	PW-684
Project Name	Replace 2019 Exmark Mower (Orig Unit #684)

Department	Capital Equipment
Contact	
Type	Equipment
Useful Life	5 Years
Category	Capital Equipment
Priority	1-Existing Obligation (High)
Status	Active

Description	Total Cost	\$18,000
Replace Unit #684 that was replaced in 2019 - an Exmark Mower		

Justification
These are the city's primary mowers and are traded out on a 5-year rotation for dependability and trade-in value.

Expenditures	2023	2024	2025	2026	2027	2028	2029	2030	2031	2032	Total
Furnishings/Equipment		18,000									18,000
<b>Total</b>		<b>18,000</b>									<b>18,000</b>

Funding Sources	2023	2024	2025	2026	2027	2028	2029	2030	2031	2032	Total
General Fund		18,000									18,000
<b>Total</b>		<b>18,000</b>									<b>18,000</b>

Capital Improvement Program

2023 *thru* 2032

City of Ramsey, Minnesota

Project #	PW-685
Project Name	Replace 2019 Exmark Mower (Orig Unit #685)

Department	Capital Equipment
Contact	
Type	Equipment
Useful Life	5 Years
Category	Capital Equipment
Priority	1-Existing Obligation (High)
Status	Active

Description	Total Cost	\$18,000
Replace Unit #685 that was replaced in 2019 - an Exmark Mower		

Justification
These are the city's primary mowers and are traded out on a 5-year rotation for dependability and trade-in value.

Expenditures	2023	2024	2025	2026	2027	2028	2029	2030	2031	2032	Total
Furnishings/Equipment		18,000									18,000
<b>Total</b>		<b>18,000</b>									<b>18,000</b>

Funding Sources	2023	2024	2025	2026	2027	2028	2029	2030	2031	2032	Total
General Fund		18,000									18,000
<b>Total</b>		<b>18,000</b>									<b>18,000</b>

Capital Improvement Program

2023 *thru* 2032

City of Ramsey, Minnesota

Project #	PW-686
Project Name	Replace Unit #686 - 2015 Kubota Tractor

Department	Capital Equipment
Contact	
Type	Equipment
Useful Life	10
Category	Capital Equipment
Priority	3-Existing Obligation (Med)
Status	Active

Total Cost \$55,000

<b>Description</b>
Replace Unit 686 a 2015 Kubota tractor

<b>Justification</b>
Unit 686 is a Kubota Ag tractor used in road-side mowing and field work for the park department.

Expenditures	2023	2024	2025	2026	2027	2028	2029	2030	2031	2032	Total
Furnishings/Equipment				55,000							55,000
<b>Total</b>				<b>55,000</b>							<b>55,000</b>

Funding Sources	2023	2024	2025	2026	2027	2028	2029	2030	2031	2032	Total
General Fund				55,000							55,000
<b>Total</b>				<b>55,000</b>							<b>55,000</b>

Capital Improvement Program

2023 *thru* 2032

City of Ramsey, Minnesota

Project #	PW-687
Project Name	Replace Unit #687 2015 Toolcat

Department	Capital Equipment
Contact	
Type	Equipment
Useful Life	10
Category	Capital Equipment
Priority	3-Existing Obligation (Med)
Status	Active

Total Cost \$60,000

<b>Description</b>
Replace unit #687 a 2015 Bobcat tool cat

<b>Justification</b>
Unit 687 is an utility vehicle used by all divisions of public works. Used as a tool carrier and forklift

Expenditures	2023	2024	2025	2026	2027	2028	2029	2030	2031	2032	Total
Furnishings/Equipment				60,000							60,000
<b>Total</b>				<b>60,000</b>							<b>60,000</b>

Funding Sources	2023	2024	2025	2026	2027	2028	2029	2030	2031	2032	Total
General Fund				60,000							60,000
<b>Total</b>				<b>60,000</b>							<b>60,000</b>

Capital Improvement Program

2023 *thru* 2032

City of Ramsey, Minnesota

Project #	PW-688
Project Name	Replace Unit 688 2015 Case Loader

Department	Capital Equipment
Contact	
Type	Equipment
Useful Life	10
Category	Capital Equipment
Priority	3-Existing Obligation (Med)
Status	Active

Total Cost \$210,000

<b>Description</b>
Replace Unit #688 a 2015 Case Wheel Loader

<b>Justification</b>
The wheel loader is the city's most versatile pieces of equipment and is used in all facets of public works.

Expenditures	2023	2024	2025	2026	2027	2028	2029	2030	2031	2032	Total
Furnishings/Equipment			210,000								210,000
<b>Total</b>			<b>210,000</b>								<b>210,000</b>

Funding Sources	2023	2024	2025	2026	2027	2028	2029	2030	2031	2032	Total
General Fund			210,000								210,000
<b>Total</b>			<b>210,000</b>								<b>210,000</b>

Capital Improvement Program

2023 *thru* 2032

City of Ramsey, Minnesota

Project # PW-689  
 Project Name Replace 2015 Kaboa ATV Unit #689

Department Capital Equipment  
 Contact  
 Type Equipment  
 Useful Life 10  
 Category Capital Equipment  
 Priority 3-Existing Obligation (Med)  
 Status Active

Description Total Cost \$20,000  
 Replace Unite #689 - 2015 Kabota UTV

Justification  
 This unit is used by the Park department for routine maintenance.

Expenditures	2023	2024	2025	2026	2027	2028	2029	2030	2031	2032	Total
Furnishings/Equipment			20,000								20,000
<b>Total</b>			<b>20,000</b>								<b>20,000</b>

Funding Sources	2023	2024	2025	2026	2027	2028	2029	2030	2031	2032	Total
General Fund			20,000								20,000
<b>Total</b>			<b>20,000</b>								<b>20,000</b>

Capital Improvement Program

2023 *thru* 2032

City of Ramsey, Minnesota

Project #	PW-690
Project Name	Replace 2015 Kabota Mower

Department	Capital Equipment
Contact	
Type	Equipment
Useful Life	10
Category	Capital Equipment
Priority	3-Existing Obligation (Med)
Status	Active

Description	Total Cost \$20,000
Replace Unit #690 - Kabota Mower	

Justification
This unit is used by all of the departments for routine maintenance.

Expenditures	2023	2024	2025	2026	2027	2028	2029	2030	2031	2032	Total
Furnishings/Equipment			20,000								20,000
<b>Total</b>			<b>20,000</b>								<b>20,000</b>

Funding Sources	2023	2024	2025	2026	2027	2028	2029	2030	2031	2032	Total
General Fund			20,000								20,000
<b>Total</b>			<b>20,000</b>								<b>20,000</b>

Capital Improvement Program

2023 *thru* 2032

City of Ramsey, Minnesota

Project #	PW-691A
Project Name	Replace 2016 Street Sweeper - Unit #691

Department	Capital Equipment
Contact	
Type	Equipment
Useful Life	7 Years
Category	Capital Equipment
Priority	1-Existing Obligation (High)
Status	Active

Total Cost \$225,000

<b>Description</b>
Replace Unit #691 - 2016 Street Sweeper

<b>Justification</b>
This unit is used by the street department for storm water maintenance.

Expenditures	2023	2024	2025	2026	2027	2028	2029	2030	2031	2032	Total
Furnishings/Equipment		225,000									225,000
<b>Total</b>		<b>225,000</b>									<b>225,000</b>

Funding Sources	2023	2024	2025	2026	2027	2028	2029	2030	2031	2032	Total
Storm Water Utility Fund		225,000									225,000
<b>Total</b>		<b>225,000</b>									<b>225,000</b>

Capital Improvement Program

2023 *thru* 2032

City of Ramsey, Minnesota

Project #	PW-692A
Project Name	Replace 2016- 1-ton truck Unit #692

Department	Capital Equipment
Contact	
Type	Equipment
Useful Life	10
Category	Capital Equipment
Priority	3-Existing Obligation (Med)
Status	Active

Total Cost \$75,000

<b>Description</b>
Replace unit #692 a 2016 1-ton pick-up.

<b>Justification</b>
This unit is used by the street department for street maintenance and snow removal.

Expenditures	2023	2024	2025	2026	2027	2028	2029	2030	2031	2032	Total
Furnishings/Equipment				75,000							75,000
<b>Total</b>				<b>75,000</b>							<b>75,000</b>

Funding Sources	2023	2024	2025	2026	2027	2028	2029	2030	2031	2032	Total
General Fund				75,000							75,000
<b>Total</b>				<b>75,000</b>							<b>75,000</b>

Capital Improvement Program

2023 *thru* 2032

City of Ramsey, Minnesota

Project #	PW-694A
Project Name	Replace 2016 Street Sweeper - Unit #694

Department	Capital Equipment
Contact	
Type	Equipment
Useful Life	9 Years
Category	Capital Equipment
Priority	3-Existing Obligation (Med)
Status	Active

Total Cost \$225,000

<b>Description</b>
Replace unit #694 a 2016 street sweeper.

<b>Justification</b>
This unit is used by the street department for storm water maintenance.

Expenditures	2023	2024	2025	2026	2027	2028	2029	2030	2031	2032	Total
Furnishings/Equipment			225,000								225,000
<b>Total</b>			<b>225,000</b>								<b>225,000</b>

Funding Sources	2023	2024	2025	2026	2027	2028	2029	2030	2031	2032	Total
Storm Water Utility Fund			225,000								225,000
<b>Total</b>			<b>225,000</b>								<b>225,000</b>

Capital Improvement Program

2023 *thru* 2032

City of Ramsey, Minnesota

Project #	PW-695
Project Name	Replace 2017 UTV - Unit #695

Department	Capital Equipment
Contact	
Type	Equipment
Useful Life	10
Category	Capital Equipment
Priority	3-Existing Obligation (Med)
Status	Active

Total Cost \$22,000

<b>Description</b>
Replace Unite #695 a 2017 UTV.

<b>Justification</b>
This unit is used by the park department for athletic field maintenance.

Expenditures	2023	2024	2025	2026	2027	2028	2029	2030	2031	2032	Total
Furnishings/Equipment					22,000						22,000
<b>Total</b>					<b>22,000</b>						<b>22,000</b>

Funding Sources	2023	2024	2025	2026	2027	2028	2029	2030	2031	2032	Total
General Fund					22,000						22,000
<b>Total</b>					<b>22,000</b>						<b>22,000</b>

Capital Improvement Program

2023 *thru* 2032

City of Ramsey, Minnesota

Project #	PW-696
Project Name	Replace 2017 UTV - Unit #696

Department	Capital Equipment
Contact	
Type	Equipment
Useful Life	10
Category	Capital Equipment
Priority	3-Existing Obligation (Med)
Status	Active

Total Cost \$22,000

<b>Description</b>
Replace Unit #696 a 2017 UTV.

<b>Justification</b>
This unit is used by the street department for weed control and other maintenance activities.

Expenditures	2023	2024	2025	2026	2027	2028	2029	2030	2031	2032	Total
Furnishings/Equipment					22,000						22,000
<b>Total</b>					<b>22,000</b>						<b>22,000</b>

Funding Sources	2023	2024	2025	2026	2027	2028	2029	2030	2031	2032	Total
General Fund					22,000						22,000
<b>Total</b>					<b>22,000</b>						<b>22,000</b>

Capital Improvement Program

2023 *thru* 2032

City of Ramsey, Minnesota

Project #	PW-700
Project Name	New Velocity Patcher

Department	Capital Equipment
Contact	
Type	Equipment
Useful Life	12
Category	Capital Equipment
Priority	4-New Addition (Med)
Status	Active

Total Cost \$250,000

<b>Description</b>
Velocity patcher plus chassis

<b>Justification</b>
This piece of equipment would be usedd for patching potholes on public streets.
Velocity patching or spray patching has proven to be an effective and safe way to fill potholes.

Expenditures	2023	2024	2025	2026	2027	2028	2029	2030	2031	2032	Total
Furnishings/Equipment			250,000								250,000
<b>Total</b>			<b>250,000</b>								<b>250,000</b>

Funding Sources	2023	2024	2025	2026	2027	2028	2029	2030	2031	2032	Total
General Fund			250,000								250,000
<b>Total</b>			<b>250,000</b>								<b>250,000</b>

Capital Improvement Program

2023 *thru* 2032

City of Ramsey, Minnesota

Project #	PW-702
Project Name	New Electric Utility Vehicle

Department	Capital Equipment
Contact	
Type	Equipment
Useful Life	20
Category	Capital Equipment
Priority	4-New Addition (Med)
Status	Active

Total Cost \$35,000

<b>Description</b>
Electric utility vehicle

<b>Justification</b>
This piece of equipment would be a fully electric vehicle that would be used primarily as a park maintenance vehicle.

Expenditures	2023	2024	2025	2026	2027	2028	2029	2030	2031	2032	Total
Furnishings/Equipment			35,000								35,000
<b>Total</b>			<b>35,000</b>								<b>35,000</b>

Funding Sources	2023	2024	2025	2026	2027	2028	2029	2030	2031	2032	Total
General Fund			35,000								35,000
<b>Total</b>			<b>35,000</b>								<b>35,000</b>

Capital Improvement Program

2023 *thru* 2032

City of Ramsey, Minnesota

Project #	PW-703
Project Name	New 1-Ton Pickup With Box & Plow Equipment

Department	Capital Equipment
Contact	
Type	Equipment
Useful Life	12
Category	Capital Equipment
Priority	4-New Addition (Med)
Status	Active

Description	Total Cost	\$95,000
1-Ton pickup with box and plow equipment.		

Justification	
This piece of equipment would be used for park maintenance functions, as well as snowplowing.	

Expenditures	2023	2024	2025	2026	2027	2028	2029	2030	2031	2032	Total
Furnishings/Equipment						95,000					95,000
<b>Total</b>						<b>95,000</b>					<b>95,000</b>

Funding Sources	2023	2024	2025	2026	2027	2028	2029	2030	2031	2032	Total
General Fund						95,000					95,000
<b>Total</b>						<b>95,000</b>					<b>95,000</b>

Capital Improvement Program

2023 *thru* 2032

City of Ramsey, Minnesota

Project #	PW-705
Project Name	Replace 2018 Ford F-250 Extended Cab: Unit #601

Department	Capital Equipment
Contact	
Type	Eqpt Replacement
Useful Life	10
Category	Capital Equipment
Priority	3-Existing Obligation (Med)
Status	Active

Total Cost \$75,000

<b>Description</b>
Replacement for PW Unit #601 a 2018 Ford F250 Extended Cab

<b>Justification</b>
This vehicle will be reaching its useful life expectancy. This equipment is used in park maintenance activities as well as snow removal

Expenditures	2023	2024	2025	2026	2027	2028	2029	2030	2031	2032	Total
Furnishings/Equipment						75,000					75,000
<b>Total</b>						<b>75,000</b>					<b>75,000</b>

Funding Sources	2023	2024	2025	2026	2027	2028	2029	2030	2031	2032	Total
General Fund						75,000					75,000
<b>Total</b>						<b>75,000</b>					<b>75,000</b>

Capital Improvement Program

2023 *thru* 2032

City of Ramsey, Minnesota

Project #	PW-706
Project Name	Replace 2017 International Plow Truck: Unit # 693

Department	Capital Equipment
Contact	
Type	Eqpt Replacement
Useful Life	10
Category	Capital Equipment
Priority	3-Existing Obligation (Med)
Status	Active

Total Cost \$250,000

<b>Description</b>
2017 International Plow Truck: Unit #693

<b>Justification</b>
This vehicle will be reaching its useful life expectancy. This equipment is used in Street Department maintenance activities, but its main function is snow plowing.

Expenditures	2023	2024	2025	2026	2027	2028	2029	2030	2031	2032	Total
Furnishings/Equipment						250,000					250,000
<b>Total</b>						<b>250,000</b>					<b>250,000</b>

Funding Sources	2023	2024	2025	2026	2027	2028	2029	2030	2031	2032	Total
General Fund						250,000					250,000
<b>Total</b>						<b>250,000</b>					<b>250,000</b>

Capital Improvement Program

2023 *thru* 2032

City of Ramsey, Minnesota

Project #	PW-707
Project Name	Replace 2018 Ford F350 With Box: Unit #697

Department	Capital Equipment
Contact	
Type	Eqpt Replacement
Useful Life	10
Category	Capital Equipment
Priority	3-Existing Obligation (Med)
Status	Active

Total Cost \$78,000

<b>Description</b>
Replace 2018 Ford F350 woth utility box: Unit #697

<b>Justification</b>
This vehicle will be reaching its useful life expectancy. This equipment is used in utility maintenance activities.

Expenditures	2023	2024	2025	2026	2027	2028	2029	2030	2031	2032	Total
Furnishings/Equipment						78,000					78,000
<b>Total</b>						<b>78,000</b>					<b>78,000</b>

Funding Sources	2023	2024	2025	2026	2027	2028	2029	2030	2031	2032	Total
Sewer Utility Fund						39,000					39,000
Water Utility Fund						39,000					39,000
<b>Total</b>						<b>78,000</b>					<b>78,000</b>

Capital Improvement Program

2023 *thru* 2032

City of Ramsey, Minnesota

Project #	PW-708
Project Name	Replace 2018 Ford F250 Pickup: Unit #698

Department	Capital Equipment
Contact	
Type	Eqpt Replacement
Useful Life	10
Category	Capital Equipment
Priority	3-Existing Obligation (Med)
Status	Active

Total Cost \$60,000

<b>Description</b>
Replace 2018 Ford F250 pickup: Unit #698

<b>Justification</b>
This equipment will be nearing its useful life expectancy. This equipment is used in Street Maintenance activities as well as snow plowing.

Expenditures	2023	2024	2025	2026	2027	2028	2029	2030	2031	2032	Total
Furnishings/Equipment						60,000					60,000
<b>Total</b>						<b>60,000</b>					<b>60,000</b>

Funding Sources	2023	2024	2025	2026	2027	2028	2029	2030	2031	2032	Total
General Fund						60,000					60,000
<b>Total</b>						<b>60,000</b>					<b>60,000</b>

Capital Improvement Program

2023 *thru* 2032

City of Ramsey, Minnesota

Project #	PW-709
Project Name	Replace 2018 Ford F350 -Dump & Plow: Unit #699

Department	Capital Equipment
Contact	
Type	Eqpt Replacement
Useful Life	10
Category	Capital Equipment
Priority	3-Existing Obligation (Med)
Status	Active

Total Cost \$85,000

<b>Description</b>
Replace 2018 Ford F350 with dump body and plow: Unit #699

<b>Justification</b>
This vehicle will be reaching its useful life expectancy. This equipment is used in Park department maintenance activities, as well as snow plowing.

Expenditures	2023	2024	2025	2026	2027	2028	2029	2030	2031	2032	Total
Furnishings/Equipment						85,000					85,000
<b>Total</b>						<b>85,000</b>					<b>85,000</b>

Funding Sources	2023	2024	2025	2026	2027	2028	2029	2030	2031	2032	Total
General Fund						85,000					85,000
<b>Total</b>						<b>85,000</b>					<b>85,000</b>

Capital Improvement Program

2023 *thru* 2032

City of Ramsey, Minnesota

Project #	PW-716
Project Name	Replace Unit #611 2019 Chev Pickup

Department	Capital Equipment
Contact	
Type	Equipment
Useful Life	15
Category	Capital Equipment
Priority	3-Existing Obligation (Med)
Status	Active

Total Cost \$65,000

<b>Description</b>
Replace Unit #611- 2019 Chevrolet Pickup used by the utility department

<b>Justification</b>
Unit #611 is a Chevrolet pickup used by the utility department and as a backup snow plow vehicle.

Expenditures	2023	2024	2025	2026	2027	2028	2029	2030	2031	2032	Total
Furnishings/Equipment							65,000				65,000
<b>Total</b>							<b>65,000</b>				<b>65,000</b>

Funding Sources	2023	2024	2025	2026	2027	2028	2029	2030	2031	2032	Total
General Fund							65,000				65,000
<b>Total</b>							<b>65,000</b>				<b>65,000</b>

Capital Improvement Program

2023 *thru* 2032

City of Ramsey, Minnesota

Project #	PW-717
Project Name	Replace Unit #602: 2019 Utility Tractor

Department	Capital Equipment
Contact	
Type	Equipment
Useful Life	10
Category	Capital Equipment
Priority	3-Existing Obligation (Med)
Status	Active

Total Cost \$190,000

<b>Description</b>
Replace Unit #602: 2019 Trackless Sidewalk Machine.

<b>Justification</b>
Unit #602 is a 2019 utility tractor used for snow removal on sidewalks and trails.

Expenditures	2023	2024	2025	2026	2027	2028	2029	2030	2031	2032	Total
Furnishings/Equipment							190,000				190,000
<b>Total</b>							<b>190,000</b>				<b>190,000</b>

Funding Sources	2023	2024	2025	2026	2027	2028	2029	2030	2031	2032	Total
General Fund							190,000				190,000
<b>Total</b>							<b>190,000</b>				<b>190,000</b>

Capital Improvement Program

2023 *thru* 2032

City of Ramsey, Minnesota

Project #	PW-718
Project Name	Replace Unit #604: 2019 Backhoe

Department	Capital Equipment
Contact	
Type	Equipment
Useful Life	10
Category	Capital Equipment
Priority	3-Existing Obligation (Med)
Status	Active

<b>Description</b>	Total Cost \$80,000
Replace Unit #604: 2019 Backhoe	

<b>Justification</b>
Unit #604 is a 2019 tractor backhoe used by all divisions of public works

Expenditures	2023	2024	2025	2026	2027	2028	2029	2030	2031	2032	Total
Furnishings/Equipment							80,000				80,000
<b>Total</b>							<b>80,000</b>				<b>80,000</b>

Funding Sources	2023	2024	2025	2026	2027	2028	2029	2030	2031	2032	Total
General Fund							46,000				46,000
Sewer Utility Fund							17,000				17,000
Water Utility Fund							17,000				17,000
<b>Total</b>							<b>80,000</b>				<b>80,000</b>

Capital Improvement Program

2023 *thru* 2032

City of Ramsey, Minnesota

Project #	PW-719
Project Name	Replace Unit #415: 2019 Chevy Silverado Pickup

Department Capital Equipment  
 Contact  
 Type Equipment  
 Useful Life 10  
 Category Capital Equipment  
 Priority 3-Existing Obligation (Med)  
 Status Active

Description	Total Cost \$52,000
Replace Unit #415: 2019 Chevy Silverado Pickup	

Justification
Unit #415 is a Chevy Silverado pickup used by the engineering department for field inspections of public infrastructure projects.

Expenditures	2023	2024	2025	2026	2027	2028	2029	2030	2031	2032	Total
Furnishings/Equipment							52,000				52,000
<b>Total</b>							<b>52,000</b>				<b>52,000</b>

Funding Sources	2023	2024	2025	2026	2027	2028	2029	2030	2031	2032	Total
General Fund							52,000				52,000
<b>Total</b>							<b>52,000</b>				<b>52,000</b>

Capital Improvement Program

2023 *thru* 2032

City of Ramsey, Minnesota

Project #	PW-721
Project Name	Replace Unit 616 - 2021 Bobcat Skidsteer

Department	Capital Equipment
Contact	
Type	Equipment
Useful Life	10
Category	Capital Equipment
Priority	3-Existing Obligation (Med)
Status	Active

Total Cost \$65,000

<b>Description</b>
Replacement for Unit #616 a 2021 Bobcat Skidsteer

<b>Justification</b>
Unit 616 will be 10-years old in 2031 and should be evaluated for replacement.

Expenditures	2023	2024	2025	2026	2027	2028	2029	2030	2031	2032	Total
Furnishings/Equipment									65,000		65,000
<b>Total</b>									<b>65,000</b>		<b>65,000</b>

Funding Sources	2023	2024	2025	2026	2027	2028	2029	2030	2031	2032	Total
General Fund									65,000		65,000
<b>Total</b>									<b>65,000</b>		<b>65,000</b>

Capital Improvement Program

2023 *thru* 2032

City of Ramsey, Minnesota

Project #	PW-722
Project Name	Replace Unit 620 - 2021 F350

Department	Capital Equipment
Contact	
Type	Equipment
Useful Life	10
Category	Capital Equipment
Priority	3-Existing Obligation (Med)
Status	Active

Description	Total Cost	\$75,000
Replacement truck for Unit #620 a 2021 Ford F350		

Justification
Unit 620 will be 10-years old and should be evaluated for replacement.

Expenditures	2023	2024	2025	2026	2027	2028	2029	2030	2031	2032	Total
Furnishings/Equipment									75,000		75,000
<b>Total</b>									<b>75,000</b>		<b>75,000</b>

Funding Sources	2023	2024	2025	2026	2027	2028	2029	2030	2031	2032	Total
General Fund									75,000		75,000
<b>Total</b>									<b>75,000</b>		<b>75,000</b>

Capital Improvement Program

2023 *thru* 2032

City of Ramsey, Minnesota

Project #	PW-723
Project Name	Replace Unit 621- 2021 John Deere Mower

Department	Capital Equipment
Contact	
Type	Equipment
Useful Life	10
Category	Capital Equipment
Priority	3-Existing Obligation (Med)
Status	Active

Total Cost \$20,000

<b>Description</b>
Replacement mower for unit 621 - 2021 John Deere

<b>Justification</b>
This mower will replace unit #621 a 2021 mower used primarily by the utility department to mow lift station and tower sites.

Expenditures	2023	2024	2025	2026	2027	2028	2029	2030	2031	2032	Total
Furnishings/Equipment									20,000		20,000
<b>Total</b>									<b>20,000</b>		<b>20,000</b>

Funding Sources	2023	2024	2025	2026	2027	2028	2029	2030	2031	2032	Total
Water Utility Fund									20,000		20,000
<b>Total</b>									<b>20,000</b>		<b>20,000</b>

Capital Improvement Program

2023 *thru* 2032

City of Ramsey, Minnesota

Project #	PW-724
Project Name	Replacement truck for Unit 622 -2022 Western Star

Department	Capital Equipment
Contact	
Type	Equipment
Useful Life	10
Category	Capital Equipment
Priority	3-Existing Obligation (Med)
Status	Active

Total Cost \$290,000

<b>Description</b>
Replacement truck for Unit 622 - 2022 Western Star Plow Truck

<b>Justification</b>
Unit 622 will be 10-years old and should be looked at for replacement

Expenditures	2023	2024	2025	2026	2027	2028	2029	2030	2031	2032	Total
Furnishings/Equipment									290,000		290,000
<b>Total</b>									<b>290,000</b>		<b>290,000</b>

Funding Sources	2023	2024	2025	2026	2027	2028	2029	2030	2031	2032	Total
General Fund									290,000		290,000
<b>Total</b>									<b>290,000</b>		<b>290,000</b>

Capital Improvement Program

2023 *thru* 2032

City of Ramsey, Minnesota

Project #	PW-725
Project Name	Replace unit 624 - 2021 KMI Patching Trailer

Department	Capital Equipment
Contact	
Type	Equipment
Useful Life	10
Category	Capital Equipment
Priority	3-Existing Obligation (Med)
Status	Active

Total Cost \$40,000

<b>Description</b>
Replacement trailer for 2021 asphalt patching trailer - Unit 624

<b>Justification</b>
The trailer will be 10-years old and should be looked at for replacement.

Expenditures	2023	2024	2025	2026	2027	2028	2029	2030	2031	2032	Total
Furnishings/Equipment									40,000		40,000
<b>Total</b>									<b>40,000</b>		<b>40,000</b>

Funding Sources	2023	2024	2025	2026	2027	2028	2029	2030	2031	2032	Total
General Fund									40,000		40,000
<b>Total</b>									<b>40,000</b>		<b>40,000</b>

Capital Improvement Program

2023 *thru* 2032

City of Ramsey, Minnesota

Project #	PW-726
Project Name	Replace Unit 679 - 2013 Toro Wide Area Mower

Department	Capital Equipment
Contact	
Type	Equipment
Useful Life	7 Years
Category	Capital Equipment
Priority	3-Existing Obligation (Med)
Status	Active

Total Cost \$120,000

<b>Description</b>
Replacement equipment for unit 679 a 2013 Toro Area*Wide Mower

<b>Justification</b>
This unit is replaced on a 7-year cycle for reliability and trade*in value.

Expenditures	2023	2024	2025	2026	2027	2028	2029	2030	2031	2032	Total
Furnishings/Equipment						120,000					120,000
<b>Total</b>						<b>120,000</b>					<b>120,000</b>

Funding Sources	2023	2024	2025	2026	2027	2028	2029	2030	2031	2032	Total
General Fund						120,000					120,000
<b>Total</b>						<b>120,000</b>					<b>120,000</b>

Capital Improvement Program

2023 *thru* 2032

City of Ramsey, Minnesota

Project #	PW-727
Project Name	Replace Unit 618 a 2021 Felling Trailer

Department	Capital Equipment
Contact	
Type	Equipment
Useful Life	10
Category	Capital Equipment
Priority	3-Existing Obligation (Med)
Status	Active

Total Cost \$13,000

<b>Description</b>
Replacement trailer for Unit #618. A 2021 Felling Trailer.

<b>Justification</b>
This trailer will be 10-years old and should be evaluated for replacement.

Expenditures	2023	2024	2025	2026	2027	2028	2029	2030	2031	2032	Total
Furnishings/Equipment									13,000		13,000
<b>Total</b>									<b>13,000</b>		<b>13,000</b>

Funding Sources	2023	2024	2025	2026	2027	2028	2029	2030	2031	2032	Total
General Fund									13,000		13,000
<b>Total</b>									<b>13,000</b>		<b>13,000</b>

Capital Improvement Program

2023 *thru* 2032

City of Ramsey, Minnesota

Project #	PW-728
Project Name	Replace Unit 623 - 2021 H&H Tandem Mow Trailer

Department	Capital Equipment
Contact	
Type	Equipment
Useful Life	10
Category	Capital Equipment
Priority	3-Existing Obligation (Med)
Status	Active

Total Cost \$12,000

<b>Description</b>
Replacement trailer for Unit #623 a 2021 H&H Tandem Mow Trailer.

<b>Justification</b>
Unit 623 will be 10-years old and should be evaluated for replacement.

Expenditures	2023	2024	2025	2026	2027	2028	2029	2030	2031	2032	Total
Furnishings/Equipment									12,000		12,000
<b>Total</b>									<b>12,000</b>		<b>12,000</b>

Funding Sources	2023	2024	2025	2026	2027	2028	2029	2030	2031	2032	Total
General Fund									12,000		12,000
<b>Total</b>									<b>12,000</b>		<b>12,000</b>

Capital Improvement Program

2023 *thru* 2032

City of Ramsey, Minnesota

Project #	PW-729
Project Name	Replace Unit 615 - 2021 Kubota Skid Steer

Department	Capital Equipment
Contact	
Type	Equipment
Useful Life	10
Category	Capital Equipment
Priority	3-Existing Obligation (Med)
Status	Active

Total Cost \$60,000

<b>Description</b>
Replacement for Unit #615 a 2021 Kubota Skid Steer

<b>Justification</b>
Unit #615 will be 10-years old and should be evaluated for replacement.

Expenditures	2023	2024	2025	2026	2027	2028	2029	2030	2031	2032	Total
Furnishings/Equipment									60,000		60,000
<b>Total</b>									<b>60,000</b>		<b>60,000</b>

Funding Sources	2023	2024	2025	2026	2027	2028	2029	2030	2031	2032	Total
General Fund									60,000		60,000
<b>Total</b>									<b>60,000</b>		<b>60,000</b>

Capital Improvement Program

2023 *thru* 2032

City of Ramsey, Minnesota

Project #	PW-732
Project Name	3/4 Ton Pickup with Plow for Utilities

Department	Capital Equipment
Contact	
Type	Equipment
Useful Life	10
Category	Capital Equipment
Priority	2-New Addition (High)
Status	Active

Total Cost \$61,000

<b>Description</b>
With the addition of a new utilities worker, there is a need for a new 3/4 ton pickup with plow

<b>Justification</b>
A new Utilities Maintenance worker is proposed to start work in January 2023 so a new vehicle is needed. This vehicle will be used for daily operations including watermain flushing, meter reading & snow removal operations.

Expenditures	2023	2024	2025	2026	2027	2028	2029	2030	2031	2032	Total
Furnishings/Equipment	61,000										61,000
<b>Total</b>	<b>61,000</b>										<b>61,000</b>

Funding Sources	2023	2024	2025	2026	2027	2028	2029	2030	2031	2032	Total
Water Utility Fund	61,000										61,000
<b>Total</b>	<b>61,000</b>										<b>61,000</b>

Capital Improvement Program

2023 *thru* 2032

City of Ramsey, Minnesota

Project #	PW-733
Project Name	Vactor Trailer

Department	Capital Equipment
Contact	
Type	Equipment
Useful Life	15
Category	Capital Equipment
Priority	2-New Addition (High)
Status	Active

Total Cost \$121,500

<b>Description</b>
A new purchase. Not a replacement

<b>Justification</b>
The vactor trailer would be used in areas where use of current large vactor/jetter truck would not be practical, such as back yards, off-raod storm water systems, etc. Can also be used to pothole for emegency utility locates and sign post installations.

Expenditures	2023	2024	2025	2026	2027	2028	2029	2030	2031	2032	Total
Furnishings/Equipment	121,500										121,500
<b>Total</b>	<b>121,500</b>										<b>121,500</b>

Funding Sources	2023	2024	2025	2026	2027	2028	2029	2030	2031	2032	Total
Storm Water Utility Fund	121,500										121,500
<b>Total</b>	<b>121,500</b>										<b>121,500</b>

Capital Improvement Program

2023 *thru* 2032

City of Ramsey, Minnesota

Project #	PW-734
Project Name	3/4 Ton Pickup with Plow - Streets

Department	Capital Equipment
Contact	
Type	Equipment
Useful Life	10
Category	Capital Equipment
Priority	2-New Addition (High)
Status	Active

Description	Total Cost \$58,542
3/4 ton pick-up with plow	

Justification
This vehicle would be used for road maintenance, as well as snow removal operations.

Expenditures	2023	2024	2025	2026	2027	2028	2029	2030	2031	2032	Total
Furnishings/Equipment	58,542										58,542
<b>Total</b>	<b>58,542</b>										<b>58,542</b>

Funding Sources	2023	2024	2025	2026	2027	2028	2029	2030	2031	2032	Total
Public Works Campus	58,542										58,542
<b>Total</b>	<b>58,542</b>										<b>58,542</b>

Capital Improvement Program

2023 *thru* 2032

City of Ramsey, Minnesota

Project #	PW-735
Project Name	Snow Pusher box for Front-End Loader

Department	Capital Equipment
Contact	
Type	Equipment
Useful Life	15
Category	Capital Equipment
Priority	2-New Addition (High)
Status	Active

Description	Total Cost \$18,855
Snow pusher box for front end loader.	

Justification
A snow pusher box would speed up snow removal of PW parking lot. Currently carrying snow from the front to the back. Would be more efficient and could focus on other city removal functions.

Expenditures	2023	2024	2025	2026	2027	2028	2029	2030	2031	2032	Total
Furnishings/Equipment	18,855										18,855
<b>Total</b>	<b>18,855</b>										<b>18,855</b>

Funding Sources	2023	2024	2025	2026	2027	2028	2029	2030	2031	2032	Total
Public Works Campus	18,855										18,855
<b>Total</b>	<b>18,855</b>										<b>18,855</b>

Capital Improvement Program

2023 *thru* 2032

City of Ramsey, Minnesota

Project #	04-BLDG-002
Project Name	Community Center Construction

Department	Municipal Buildings
Contact	Unassigned
Type	Buildings
Useful Life	50 Years
Category	Municipal Building
Priority	5-Opportunity/Unfunded/Placeholder
Status	Active

Total Cost \$20,000,000

Description

The Community Center would include recreational areas such as a swimming pool, gym, etc. It would also include meeting rooms for various organizations to hold banquets, monthly meetings, etc.  
 Construction of a community center will rely on a partnership with another organization(s).

Justification

Per public consensus, the need for a Community Center is a justified expenditure of public financing. Currently, Ramsey residents must leave the City limits and drive a considerable distance to get to such a facility.

Expenditures	2023	2024	2025	2026	2027	2028	2029	2030	2031	2032	Total
Building Cost/Construction										20,000,000	20,000,000
<b>Total</b>										<b>20,000,000</b>	<b>20,000,000</b>
Funding Sources	2023	2024	2025	2026	2027	2028	2029	2030	2031	2032	Total
To Be Determined										20,000,000	20,000,000
<b>Total</b>										<b>20,000,000</b>	<b>20,000,000</b>

Capital Improvement Program

2023 *thru* 2032

City of Ramsey, Minnesota

Project #	08-BLDG-005
Project Name	Old Town Hall Restoration

Department	Municipal Buildings
Contact	
Type	Improvement
Useful Life	25
Category	Municipal Building
Priority	5-Opportunity/Unfunded/Placeholder
Status	Active

Total Cost \$221,300

Description
Option 1: Total: \$195,000: Move Historic Town Hall to the Northstar Rail Station Site \$125,000 Const Cost (moving and Stabilization) \$ 50,000 Site/foundation \$ 20,000 furnishing/equip-
Option 2: Total: \$221,300: Improve private access street to public standard. \$125,000 Const Cost \$ 20,000 ROW \$ 56,300 Road Construction \$ 20,000 Furn/equip

Justification
Historic Town Hall is a city facility that is in need of restoration completion. Options include moving it from the site to the COR to serve as a library kiosk, trailhead, and potentially house restrooms.

Expenditures	2023	2024	2025	2026	2027	2028	2029	2030	2031	2032	Total
Building Cost/Construction					125,000						125,000
Improvements Other than Building Cost					76,300						76,300
Furnishings/Equipment					20,000						20,000
<b>Total</b>					<b>221,300</b>						<b>221,300</b>

Funding Sources	2023	2024	2025	2026	2027	2028	2029	2030	2031	2032	Total
To Be Determined					221,300						221,300
<b>Total</b>					<b>221,300</b>						<b>221,300</b>

Capital Improvement Program

2023 *thru* 2032

City of Ramsey, Minnesota

Project #	10-BLDG-004
Project Name	Sprinkler System @ Fire Station #1

Department	Municipal Buildings
Contact	
Type	Improvement
Useful Life	20 Years
Category	Municipal Building
Priority	2-New Addition (High)
Status	Active

Description	Total Cost \$25,000
Hookup on-site municipal water to building and install sprinkler system for entire building.	

Justification
Municipal water is on site with municipal well.

Expenditures	2023	2024	2025	2026	2027	2028	2029	2030	2031	2032	Total
Building Cost/Construction	20,000										20,000
Improvements Other than Building Cost	5,000										5,000
<b>Total</b>	<b>25,000</b>										<b>25,000</b>

Funding Sources	2023	2024	2025	2026	2027	2028	2029	2030	2031	2032	Total
Capital Maintenance Fund	25,000										25,000
<b>Total</b>	<b>25,000</b>										<b>25,000</b>

Capital Improvement Program

2023 *thru* 2032

City of Ramsey, Minnesota

Project #	20-BLDG-001
Project Name	City Hall Exterior Lighting

Department Municipal Buildings  
 Contact  
 Type Improvement  
 Useful Life 15  
 Category Municipal Building  
 Priority 1-Existing Obligation (High)  
 Status Active

Total Cost \$40,000

Description	City Hall Exterior Lighting
-------------	-----------------------------

Justification	Repair/replace and upgrade broken and inoperable exterior lighting on the exterior of City Hall.
---------------	--

Expenditures	2023	2024	2025	2026	2027	2028	2029	2030	2031	2032	Total
Improvements Other than Building Cost	40,000										40,000
<b>Total</b>	<b>40,000</b>										<b>40,000</b>

Funding Sources	2023	2024	2025	2026	2027	2028	2029	2030	2031	2032	Total
Capital Maintenance Fund	40,000										40,000
<b>Total</b>	<b>40,000</b>										<b>40,000</b>

Capital Improvement Program

2023 *thru* 2032

City of Ramsey, Minnesota

Project #	20-BLDG-002
Project Name	City Hall Landscaping

Department	Municipal Buildings
Contact	
Type	Improvement
Useful Life	25
Category	Municipal Building
Priority	1-Existing Obligation (High)
Status	Active

Total Cost \$75,000

<b>Description</b>
City Hall landscaping

<b>Justification</b>
Repair/replace and upgrade exterior retaining walls and wall caps.

Expenditures	2023	2024	2025	2026	2027	2028	2029	2030	2031	2032	Total
Improvements Other than Building Cost	75,000										75,000
<b>Total</b>	<b>75,000</b>										<b>75,000</b>

Funding Sources	2023	2024	2025	2026	2027	2028	2029	2030	2031	2032	Total
Capital Maintenance Fund	75,000										75,000
<b>Total</b>	<b>75,000</b>										<b>75,000</b>

Capital Improvement Program

2023 *thru* 2032

City of Ramsey, Minnesota

Project #	20-BLDG-004
Project Name	Repair Roof on Fire Station #1

Department	Municipal Buildings
Contact	
Type	Improvement
Useful Life	20
Category	Municipal Building
Priority	1-Existing Obligation (High)
Status	Active

Total Cost \$15,000

<b>Description</b>
Repair/replace flat roof areas on Fire 1

<b>Justification</b>
Fire Station #1 roof has several small leaks that staff has been repairing, but should be repaired more comprehensively.

Expenditures	2023	2024	2025	2026	2027	2028	2029	2030	2031	2032	Total
Improvements Other than Building Cost	15,000										15,000
<b>Total</b>	<b>15,000</b>										<b>15,000</b>

Funding Sources	2023	2024	2025	2026	2027	2028	2029	2030	2031	2032	Total
Capital Maintenance Fund	15,000										15,000
<b>Total</b>	<b>15,000</b>										<b>15,000</b>

Capital Improvement Program

2023 *thru* 2032

City of Ramsey, Minnesota

Project #	20-BLDG-005
Project Name	Replace City Hall Carpeting

Department Municipal Buildings  
 Contact  
 Type Improvement  
 Useful Life 15  
 Category Municipal Building  
 Priority 1-Existing Obligation (High)  
 Status Active

Description	Total Cost \$15,000
Remove and replace City Hall carpeting.	

Justification
Carpet in the Alexander Ramsey Room and entryways are starting to wear from use.

Expenditures	2023	2024	2025	2026	2027	2028	2029	2030	2031	2032	Total
Improvements Other than Building Cost	15,000										15,000
<b>Total</b>	<b>15,000</b>										<b>15,000</b>

Funding Sources	2023	2024	2025	2026	2027	2028	2029	2030	2031	2032	Total
Capital Maintenance Fund	15,000										15,000
<b>Total</b>	<b>15,000</b>										<b>15,000</b>

Capital Improvement Program

2023 *thru* 2032

City of Ramsey, Minnesota

Project #	20-BLDG-006
Project Name	Replace City Hall Caulking & Grout

Department	Municipal Buildings
Contact	
Type	Improvement
Useful Life	15
Category	Municipal Building
Priority	1-Existing Obligation (High)
Status	Active

Total Cost \$15,000

<b>Description</b>
Remove and replacement of bad caulking and grout on City Hall exterior and interior.

<b>Justification</b>
Caulk is starting to dry out and pull away from the joints allowing water to infiltrate.

Expenditures	2023	2024	2025	2026	2027	2028	2029	2030	2031	2032	Total
Improvements Other than Building Cost	15,000										15,000
<b>Total</b>	<b>15,000</b>										<b>15,000</b>

Funding Sources	2023	2024	2025	2026	2027	2028	2029	2030	2031	2032	Total
Capital Maintenance Fund	15,000										15,000
<b>Total</b>	<b>15,000</b>										<b>15,000</b>

Capital Improvement Program

2023 *thru* 2032

City of Ramsey, Minnesota

Project #	20-BLDG-007
Project Name	Replace City Hall Counter Tops

Department	Municipal Buildings
Contact	
Type	Improvement
Useful Life	20
Category	Municipal Building
Priority	1-Existing Obligation (High)
Status	Active

Total Cost \$15,000

<b>Description</b>
Remove and replacement of bad counter tops in City Hall and Police Department.

<b>Justification</b>
Several counter tops in City Hall and the police department are starting to show wear from everyday use.

Expenditures	2023	2024	2025	2026	2027	2028	2029	2030	2031	2032	Total
Improvements Other than Building Cost		15,000									15,000
<b>Total</b>		<b>15,000</b>									<b>15,000</b>

Funding Sources	2023	2024	2025	2026	2027	2028	2029	2030	2031	2032	Total
Capital Maintenance Fund		15,000									15,000
<b>Total</b>		<b>15,000</b>									<b>15,000</b>

Capital Improvement Program

2023 *thru* 2032

City of Ramsey, Minnesota

Project #	04-PARK-003
Project Name	Elmcrest Park & The Draw Entrance Monument & Sign

Department	Park Improvements
Contact	Unassigned
Type	Improvement
Useful Life	20 Years
Category	Park Improvement
Priority	2-New Addition (High)
Status	Active

Total Cost \$80,000

<b>Description</b>
Entrance signing for Elmcrest Park would consist of a substantial way-finding sign and associated landscape sited near the intersection of Quicksilver Street and 167th Avenue. For the Draw, the sign would function as a monument for the park name and also potentially to advertise upcoming events.

<b>Justification</b>
The 100+ acre Elmcrest community park may warrant an attractive entrance monument benefitting the park's prominence in the community. Additionally, there will be continuing events where many hundreds of out-of-Ramsey visitors will come to the park. The monument will function as a way-finding sign and also to remind visitors that they are in Ramsey. For The Draw, the monument would describe for the community the name of the park and amphitheater (a minor issue presently). Plus, if the advertising space was digital (versus posters), there could be a modest revenue stream from non-municipal sources.

Expenditures	2023	2024	2025	2026	2027	2028	2029	2030	2031	2032	Total
Improvements Other than Building Cost	80,000										80,000
<b>Total</b>	<b>80,000</b>										<b>80,000</b>

Funding Sources	2023	2024	2025	2026	2027	2028	2029	2030	2031	2032	Total
Park Improvement Trust Fund	80,000										80,000
<b>Total</b>	<b>80,000</b>										<b>80,000</b>

Capital Improvement Program

2023 *thru* 2032

City of Ramsey, Minnesota

Project #	06-PARK-011
Project Name	Observation boardwalk - Lake Itasca

Department Park Improvements  
 Contact  
 Type Improvement  
 Useful Life 20 Years  
 Category Park Improvement  
 Priority 4-New Addition (Med)  
 Status Active

Total Cost \$60,000

**Description**  
 A boardwalk or pier in the eastern portion of Lake Itasca will allow trail users and visitors to the Lake Itasca Community Park to view the lake which is mostly obscured by cattails.

**Justification**  
 The Lake Itasca is an important resource along the Mississippi Flyway for migratory waterfowl and home to many types of wetland fauna. Providing access to the open water portions of the lake will provide birdwatchers and trail users a relaxing rest point and destination along the Lake Itasca Trail.

Expenditures	2023	2024	2025	2026	2027	2028	2029	2030	2031	2032	Total
Improvements Other than Building Cost						60,000					60,000
<b>Total</b>						<b>60,000</b>					<b>60,000</b>

Funding Sources	2023	2024	2025	2026	2027	2028	2029	2030	2031	2032	Total
Park Improvement Trust Fund						60,000					60,000
<b>Total</b>						<b>60,000</b>					<b>60,000</b>

Capital Improvement Program

2023 *thru* 2032

City of Ramsey, Minnesota

Project #	06-PARK-015
Project Name	Observation deck on the Mississippi E of Dolomite

Department	Park Improvements
Contact	
Type	Improvement
Useful Life	20 Years
Category	Park Improvement
Priority	2-New Addition (High)
Status	Active

Total Cost \$100,000

Description

On the south side of Riverdale Drive, east of Dolomite exists a storm water discharge point to the river. This project discusses an observation deck at the top of the bluff over the existing storm sewer easement, concurrent with the residential development of the land there.

Justification

This access may provide improved maintenance to the storm outlet, but the primary public value would be to maintain contact with the river by residents for the remarkable view, and as a rest point along the National, Mississippi River Trail.

This project may be combined, and funded with development of adjacent property.

Expenditures	2023	2024	2025	2026	2027	2028	2029	2030	2031	2032	Total
Improvements Other than Building Cost		100,000									100,000
<b>Total</b>		<b>100,000</b>									<b>100,000</b>

Funding Sources	2023	2024	2025	2026	2027	2028	2029	2030	2031	2032	Total
Park Improvement Trust Fund		100,000									100,000
<b>Total</b>		<b>100,000</b>									<b>100,000</b>

# Capital Improvement Program

2023 *thru* 2032

## City of Ramsey, Minnesota

Project #	06-PARK-019
Project Name	Trail Connections

Department	Park Improvements
Contact	
Type	Improvement
Useful Life	20 Years
Category	Park Improvement
Priority	5-Opportunity/Unfunded/Placeholder
Status	Active

Total Cost \$910,000

### Description

This project would include the installation of one or more of the several high priority connections linking segments of the city's trail system as opportunities and funding become available.

Examples:

- 142nd Ave, east of TH#47, north to Xkimo Street (Est \$80,000)
- Armstrong Boulevard Trail from Central Park to Trott Brrok (Est \$800,000)
- North Commons Neighborhood Trail Link at Zeolite Street - Projected for 2023 (Est.\$30,000)
- Boardwalk parallel with Trott Brook, west of Variolite Street (Est \$110,000)

### Justification

The increase demand in use of the city's trail system compells the continued development of the trail system.

Resident requests for improved trail system connections are reflected in priority projects. Trails will also move people off high speed roadways and improve transportation and safety - an objective that is aligned within the strategic goal of a Connected Community.

Expenditures	2023	2024	2025	2026	2027	2028	2029	2030	2031	2032	Total
Improvements Other than Building Cost	30,000	80,000	200,000	400,000	200,000						910,000
<b>Total</b>	<b>30,000</b>	<b>80,000</b>	<b>200,000</b>	<b>400,000</b>	<b>200,000</b>						<b>910,000</b>
Funding Sources	2023	2024	2025	2026	2027	2028	2029	2030	2031	2032	Total
Park Improvement Trust Fund	30,000	80,000	200,000	400,000	200,000						910,000
<b>Total</b>	<b>30,000</b>	<b>80,000</b>	<b>200,000</b>	<b>400,000</b>	<b>200,000</b>						<b>910,000</b>

Capital Improvement Program

2023 *thru* 2032

City of Ramsey, Minnesota

Project #	08-PARK-005
Project Name	Park Development in The COR

Department	Park Improvements
Contact	
Type	Improvement
Useful Life	20 Years
Category	Park Improvement
Priority	2-New Addition (High)
Status	Active

Total Cost \$1,350,000

**Description**  
 This proposed capital improvement represents additional park development in The COR, beginning in 2023. The project may be landscape improvements at Municipal Plaza and/or first phase development of The Waterfront to include a splash pad.

**Justification**  
 A splash pad continues to be requested by residents, and mass grading for The Waterfront park would generate fill for areas of The COR the city desires to sell.

Prior	Expenditures	2023	2024	2025	2026	2027	2028	2029	2030	2031	2032	Total
150,000	Improvements Other than Building Cost	1,200,000										1,200,000
<b>Total</b>	<b>Total</b>	<b>1,200,000</b>										<b>1,200,000</b>

Prior	Funding Sources	2023	2024	2025	2026	2027	2028	2029	2030	2031	2032	Total
150,000	Park Improvement Trust Fund	1,200,000										1,200,000
<b>Total</b>	<b>Total</b>	<b>1,200,000</b>										<b>1,200,000</b>

Capital Improvement Program

2023 *thru* 2032

City of Ramsey, Minnesota

Project #	17-PARK-006
Project Name	Field Lighting - Central or Alpine Park

Department	Park Improvements
Contact	
Type	Improvement
Useful Life	20
Category	Park Improvement
Priority	4-New Addition (Med)
Status	Active

Total Cost \$200,000

<b>Description</b>
Proposed improvement is for additional athletic field lighting for a community park for fall sport use.

<b>Justification</b>
Fall sports, most notably soccer and football, are constrained by shorter daylight, necessitating field lighting.

Expenditures	2023	2024	2025	2026	2027	2028	2029	2030	2031	2032	Total
Improvements Other than Building Cost								200,000			200,000
<b>Total</b>								<b>200,000</b>			<b>200,000</b>

Funding Sources	2023	2024	2025	2026	2027	2028	2029	2030	2031	2032	Total
Grants/Outside Sources								50,000			50,000
Lawful Gambling Fund								150,000			150,000
<b>Total</b>								<b>200,000</b>			<b>200,000</b>

Capital Improvement Program

2023 *thru* 2032

City of Ramsey, Minnesota

Project #	17-PARK-007
Project Name	Northfork North Trail Connection

Department	Park Improvements
Contact	
Type	Improvement
Useful Life	20
Category	Park Improvement
Priority	2-New Addition (High)
Status	Active

Total Cost \$150,000

Description

Construct 8 foot crushed granite trail through Outlot B, Northfork and Outlot A. Northfork Trail addition within dedicated 16' easement. Timing of the construction should occur outside of the Oak Wilt concern months of May-July.

Justification

Trail connection constructed in lieu of on-road bicycle land on Andrie Street and 164th Lane NW per permanent pedestrian and bicycle trail easement agreement granted by Northfork Homeowner's Association on May 19th, 2016.

Expenditures	2023	2024	2025	2026	2027	2028	2029	2030	2031	2032	Total
Improvements Other than Building Cost	150,000										150,000
<b>Total</b>	<b>150,000</b>										<b>150,000</b>

Funding Sources	2023	2024	2025	2026	2027	2028	2029	2030	2031	2032	Total
Park Improvement Trust Fund	150,000										150,000
<b>Total</b>	<b>150,000</b>										<b>150,000</b>

Capital Improvement Program

2023 *thru* 2032

City of Ramsey, Minnesota

Project #	18-PARK-003
Project Name	Amphitheater Lighting

Department	Park Improvements
Contact	
Type	Improvement
Useful Life	20 Years
Category	Park Improvement
Priority	2-New Addition (High)
Status	Active

Total Cost \$40,000

<b>Description</b>
Lighting enhancements and audio conduits at The Draw.

<b>Justification</b>
Additional lighting in and around the amphitheater is justified for concerts that go later into the evening and in the later summer.
Conduit and cable for audio (additional speakers) is likewise merited for larger events at the park.

Expenditures	2023	2024	2025	2026	2027	2028	2029	2030	2031	2032	Total
Improvements Other than Building Cost	40,000										40,000
<b>Total</b>	<b>40,000</b>										<b>40,000</b>

Funding Sources	2023	2024	2025	2026	2027	2028	2029	2030	2031	2032	Total
Park Improvement Trust Fund	40,000										40,000
<b>Total</b>	<b>40,000</b>										<b>40,000</b>

Capital Improvement Program

2023 *thru* 2032

City of Ramsey, Minnesota

Project #	18-PARK-005
Project Name	Aeration for Sunfish Lake & The Draw

Department	Park Improvements
Contact	
Type	Improvement
Useful Life	20
Category	Park Improvement
Priority	2-New Addition (High)
Status	Active

Total Cost \$40,000

Description

This project would install two separate aeration systems at The Draw and also at Sunfish Lake. Project elements include contracted installation, electrical power supply, signing, permitting and public notifications. A solar-powered system may be considered at Sunfish Lake - possibly with partial grant funding.

Note: The General Fund Budget would need to be adjusted to accommodate both annual electric expense and other O&M costs estimated at \$1,000 to \$2,000 annually.

Justification

Both Sunfish Lake and The Draw have become popular destinations for youth fishing for panfish. During certain winter conditions, shallow water bodies can experience 'winterkill'. The two separate aeration systems would pump oxygen and circulate the water, maintaining the fish populations and the attendant recreational resource.

Expenditures	2023	2024	2025	2026	2027	2028	2029	2030	2031	2032	Total
Improvements Other than Building Cost	40,000										40,000
<b>Total</b>	<b>40,000</b>										<b>40,000</b>

Funding Sources	2023	2024	2025	2026	2027	2028	2029	2030	2031	2032	Total
Park Improvement Trust Fund	40,000										40,000
<b>Total</b>	<b>40,000</b>										<b>40,000</b>

Capital Improvement Program

2023 *thru* 2032

City of Ramsey, Minnesota

Project #	21-PARK-001
Project Name	River's Bend South Shelter Replacement

Department Park Improvements  
 Contact  
 Type Improvement  
 Useful Life 20 Years  
 Category Park Improvement  
 Priority 1-Existing Obligation (High)  
 Status Active

Total Cost \$75,000

**Description**  
 The south shelter at River's Bend Park was furnished and constructed by volunteers in the late 1980's. The condition of the shelter aesthetically is poor, and the concrete slab is broken as well.

**Justification**  
 Replacement of the shelter with a modern, nice looking facility would expand opportunities for shelter reservations and adding stone seat walls and an outdoor fireplace would enhance its appeal, and use as part of facility rentals.

Expenditures	2023	2024	2025	2026	2027	2028	2029	2030	2031	2032	Total
Improvements Other than Building Cost	75,000										75,000
<b>Total</b>	<b>75,000</b>										<b>75,000</b>

Funding Sources	2023	2024	2025	2026	2027	2028	2029	2030	2031	2032	Total
Park Improvement Trust Fund	75,000										75,000
<b>Total</b>	<b>75,000</b>										<b>75,000</b>

Capital Improvement Program

2023 *thru* 2032

City of Ramsey, Minnesota

Project #	21-PARK-002
Project Name	Central Park Main Parking Lot Reconstruction

Department	Park Improvements
Contact	
Type	Improvement
Useful Life	20
Category	Park Improvement
Priority	1-Existing Obligation (High)
Status	Active

Total Cost \$800,000

Description

This reconstruction project would replace the 35+ year-old bituminous main parking area at the same time as the adjoining 161st Avenue reconstruction.

Justification

The bituminous surface is beyond its useful maintenance life and the drainage patterns would be modified to reduce significantly the amount of stormwater that flows across 161st Avenue.

Expenditures	2023	2024	2025	2026	2027	2028	2029	2030	2031	2032	Total
Improvements Other than Building Cost	800,000										800,000
<b>Total</b>	<b>800,000</b>										<b>800,000</b>

Funding Sources	2023	2024	2025	2026	2027	2028	2029	2030	2031	2032	Total
Park Improvement Trust Fund	345,000										345,000
Storm Water Utility Fund	115,000										115,000
Capital Maintenance Fund	340,000										340,000
<b>Total</b>	<b>800,000</b>										<b>800,000</b>

# Capital Improvement Program

2023 *thru* 2032

## City of Ramsey, Minnesota

Project #	22-PARK-001
Project Name	Playground Replacement Program

Department Park Improvements  
 Contact  
 Type Equipment  
 Useful Life 20 Years  
 Category Park Improvement  
 Priority 1-Existing Obligation (High)  
 Status Active

Total Cost \$900,000

### Description

Consistent with the Playground Replacement Policy, this project worksheet reflects the anticipated replacement of a playground and associated park rejuvenation each year of the CIP. The aforementioned policy document forecasts the next three playgrounds for consideration as: Alpine, Solstice Park and Riverdale.

### Justification

The city of Ramsey has seventeen playgrounds that will need to be replaced in the future. Due to fiscal and administrative constraints, as well as the varying ages and conditions of the city's playgrounds, the replacements are to be carried out over the span of more than a decade. As of the writing of this policy six of the city's playgrounds have reached the end of their twenty-year useful lifespan and over the next decade, nine more will have reached that point. Consequently, subsequent CIP's can be expected to 'pick-up' where this plan ends.

Prior	Expenditures	2023	2024	2025	2026	2027	2028	2029	2030	2031	2032	Total
100,000	Improvements Other than Building Cost	100,000	100,000	100,000	100,000	100,000	0	100,000	0	100,000	100,000	800,000
<b>Total</b>	<b>Total</b>	<b>100,000</b>	<b>100,000</b>	<b>100,000</b>	<b>100,000</b>	<b>100,000</b>	<b>0</b>	<b>100,000</b>	<b>0</b>	<b>100,000</b>	<b>100,000</b>	<b>800,000</b>

Prior	Funding Sources	2023	2024	2025	2026	2027	2028	2029	2030	2031	2032	Total
100,000	Lawful Gambling Fund	100,000	100,000	100,000	100,000	100,000	0	100,000	0	100,000	100,000	800,000
<b>Total</b>	<b>Total</b>	<b>100,000</b>	<b>100,000</b>	<b>100,000</b>	<b>100,000</b>	<b>100,000</b>	<b>0</b>	<b>100,000</b>	<b>0</b>	<b>100,000</b>	<b>100,000</b>	<b>800,000</b>

Capital Improvement Program

2023 *thru* 2032

City of Ramsey, Minnesota

Project #	22-PARK-002
Project Name	Boulevard Trees - Sunwood Drive in COR

Department Park Improvements  
 Contact  
 Type Improvement  
 Useful Life 50 Years  
 Category Park Improvement  
 Priority 2-New Addition (High)  
 Status Active

Total Cost \$80,000

Description

Sunwood Drive in The COR is essentially Ramsey's main street, and boulevard trees, sidewalk and streetscape and irrigation were installed on alternating halves' of the approximately one mile arterial roadway in 2008. Planting trees on the opposite side, sooner than later, will minimize the disparity in the height and canopy size of basically a decade and a half differential in planting time for these new trees. In addition, to contract installation of approximately 100, 2-1/2 inch diameter trees and soil amendments, the project would include the installation of irrigation behind the curb to ensure the establishment and viability of the shade trees.

Justification

The above description calls attention to the intervention to minimize the future lopsided boulevard trees in Ramsey's most prominent street. Completing the trees along this street will also improve the overall aesthetic in this area of the downtown and include traffic calming benefits. The installation of trees and irrigation will also reduce future costs for private developer for sites that abut Sunwood Drive.

Expenditures	2023	2024	2025	2026	2027	2028	2029	2030	2031	2032	Total
Improvements Other than Building Cost	80,000										80,000
<b>Total</b>	<b>80,000</b>										<b>80,000</b>

Funding Sources	2023	2024	2025	2026	2027	2028	2029	2030	2031	2032	Total
Tax Increment Fund #14	80,000										80,000
<b>Total</b>	<b>80,000</b>										<b>80,000</b>

Capital Improvement Program

2023 *thru* 2032

City of Ramsey, Minnesota

Project #	22-PARK-003
Project Name	Disc Golf Course

Department	Park Improvements
Contact	
Type	Improvement
Useful Life	20 Years
Category	Park Improvement
Priority	2-New Addition (High)
Status	Active

Total Cost \$60,000

Description

This project would consist of two elements - the first identifying a suitable park location (which could be within a regional park), and then developing the design and scope of the course (e.g. 9-hole versus 18-hole). The second aspect would be the physical preparation of the site (to include clearing, grubbing, grading and landscape restoration), and the purchase and installation of the 'cages' or holes within the course.

Justification

Over the past few years, several residents continue to make requests for a disc golf course in Ramsey. Additionally, this amenity would diversify recreational opportunities in the community, and is a capital improvement with relatively low operation and maintenance costs.

Expenditures	2023	2024	2025	2026	2027	2028	2029	2030	2031	2032	Total
Improvements Other than Building Cost	10,000	50,000									60,000
<b>Total</b>	<b>10,000</b>	<b>50,000</b>									<b>60,000</b>

Funding Sources	2023	2024	2025	2026	2027	2028	2029	2030	2031	2032	Total
General Fund	10,000										10,000
Park Improvement Trust Fund		50,000									50,000
<b>Total</b>	<b>10,000</b>	<b>50,000</b>									<b>60,000</b>

Capital Improvement Program

2023 *thru* 2032

City of Ramsey, Minnesota

Project #	22-PARK-004
Project Name	Off Leash Area

Department	Park Improvements
Contact	
Type	Improvement
Useful Life	20 Years
Category	Park Improvement
Priority	2-New Addition (High)
Status	Active

Total Cost \$25,000

Description

This project would consist of a second off-leash area in Ramsey, south of Veteran's Drive. During the early years of planning for the downtown, a dog park was envisioned within The COR.

Justification

Residents over recent years have inquired about an alternative to the off-leash area at Alpine Park, which is almost exclusively a drive-to destination. Given the thousands of people residing within walking distance of The COR, (and using undeveloped Municipal Plaza today), a dog park in Ramsey's downtown may be appropriate and appreciated.

Expenditures	2023	2024	2025	2026	2027	2028	2029	2030	2031	2032	Total
Improvements Other than Building Cost	25,000										25,000
<b>Total</b>	<b>25,000</b>										<b>25,000</b>

Funding Sources	2023	2024	2025	2026	2027	2028	2029	2030	2031	2032	Total
Park Improvement Trust Fund	25,000										25,000
<b>Total</b>	<b>25,000</b>										<b>25,000</b>

Capital Improvement Program

2023 *thru* 2032

City of Ramsey, Minnesota

Project #	06-ACQ-002
Project Name	Acquire outlots A in Rivers Bluff & Reilly Estates

Department	Site Acquisitions
Contact	
Type	Land
Useful Life	Unassigned
Category	Park Improvement
Priority	5-Opportunity/Unfunded/Placeholder
Status	Active

Total Cost \$20,000

Description

Along the Rum River in the central part of the city are separate outlots owned by two homeowners associations. Both are very attractive, wooded parcels and connected to existing trail corridors. This project may entail the donation of the land in exchange for passive improvements such as trails, picnic areas or fishing platforms.

Justification

The associations would benefit by realizing these amenities near their homes. The \$20,000 expense represents an estimate for real-estate transaction costs, and perhaps park planning to promote the donation. The park plans would generate the development cost projections to be added to a subsequent CIP.

Expenditures	2023	2024	2025	2026	2027	2028	2029	2030	2031	2032	Total
Land Acquisition					20,000						20,000
<b>Total</b>					<b>20,000</b>						<b>20,000</b>

Funding Sources	2023	2024	2025	2026	2027	2028	2029	2030	2031	2032	Total
Park Improvement Trust Fund					20,000						20,000
<b>Total</b>					<b>20,000</b>						<b>20,000</b>

Capital Improvement Program

2023 *thru* 2032

City of Ramsey, Minnesota

Project #	08-ACQ-002
Project Name	Alpaca Estates Outlot

Department Site Acquisitions  
 Contact  
 Type Land  
 Useful Life  
 Category Park Improvement  
 Priority 5-Opportunity/Unfunded/Placeholder  
 Status Active

Description

Total Cost \$35,000

This particular riverfront lot was not large enough to build on when the plat was filed for recording. Acquisition may also occur if it becomes available through tax forfeiture.

Justification

This lot was the subject of a development proposal to build a single family home, and was denied. Acquisition of this outlot would provide river access in this area and be part of larger public access area and open space along the Mississippi proposed to the west.

Expenditures	2023	2024	2025	2026	2027	2028	2029	2030	2031	2032	Total
Land Acquisition				35,000							35,000
<b>Total</b>				<b>35,000</b>							<b>35,000</b>

Funding Sources	2023	2024	2025	2026	2027	2028	2029	2030	2031	2032	Total
Park Improvement Trust Fund				35,000							35,000
<b>Total</b>				<b>35,000</b>							<b>35,000</b>

Capital Improvement Program

2023 *thru* 2032

City of Ramsey, Minnesota

Project #	12-SEW-002
Project Name	Fire Station 1 Sanitary Sewer Service

Department	Sewer Utility
Contact	
Type	Improvement
Useful Life	50 Years
Category	Sewer Utility Improvement
Priority	2-New Addition (High)
Status	Active

Total Cost \$15,000

<b>Description</b>
Sanitary Sewer was extended to the Fire Station Property with Lynwood Townhome development. This project will connect sanitary sewer into the fire station.
Related project 11-WTR-003 of \$12,000

<b>Justification</b>
Extending sanitary sewer will allow removal of the septic tank and drainfield.

Expenditures	2023	2024	2025	2026	2027	2028	2029	2030	2031	2032	Total
Improvements Other than Building Cost	15,000										15,000
<b>Total</b>	<b>15,000</b>										<b>15,000</b>

Funding Sources	2023	2024	2025	2026	2027	2028	2029	2030	2031	2032	Total
Sewer Utility Fund	15,000										15,000
<b>Total</b>	<b>15,000</b>										<b>15,000</b>

Capital Improvement Program

2023 *thru* 2032

City of Ramsey, Minnesota

Project #	19-SEW-003
Project Name	Replace Pumps at Lift Station #2

Department	Sewer Utility
Contact	
Type	Improvement
Useful Life	15
Category	Sewer Utility Improvement
Priority	1-Existing Obligation (High)
Status	Active

Total Cost \$45,000

<b>Description</b>
Replace both pumps at lift station #2 - 157 Lane and Neon Street

<b>Justification</b>
Replace both pumps and base elbows due to normal wear by 2023. Both pumps will need to be replaced to assure proper pumping and reliability.

Expenditures	2023	2024	2025	2026	2027	2028	2029	2030	2031	2032	Total
Improvements Other than Building Cost	45,000										45,000
<b>Total</b>	<b>45,000</b>										<b>45,000</b>

Funding Sources	2023	2024	2025	2026	2027	2028	2029	2030	2031	2032	Total
Sewer Utility Fund	45,000										45,000
<b>Total</b>	<b>45,000</b>										<b>45,000</b>

Capital Improvement Program

2023 *thru* 2032

City of Ramsey, Minnesota

Project #	23-SEW-001
Project Name	Trott Brook Crossing Lift Station and Forcemain

Department	Sewer Utility
Contact	
Type	Unassigned
Useful Life	50 Years
Category	Sewer Utility Improvement
Priority	2-New Addition (High)
Status	Active

Total Cost \$1,500,000

<b>Description</b>
Construct sanitary sewer lift station and forcemain to serve the proposed Trott Brook Crossing residential development and future developments to the north.

<b>Justification</b>
This area of the city is zoned MUSA requiring municipal utility services.

Expenditures	2023	2024	2025	2026	2027	2028	2029	2030	2031	2032	Total
Improvements Other than Building Cost	1,500,000										1,500,000
<b>Total</b>	<b>1,500,000</b>										<b>1,500,000</b>

Funding Sources	2023	2024	2025	2026	2027	2028	2029	2030	2031	2032	Total
Sewer Utility Fund	1,500,000										1,500,000
<b>Total</b>	<b>1,500,000</b>										<b>1,500,000</b>

Capital Improvement Program

2023 *thru* 2032

City of Ramsey, Minnesota

Project #	12-STRM-001
Project Name	Stormwater Drainage Improvements

Department	Stormwater Utility
Contact	
Type	Improvement
Useful Life	50 Years
Category	Storm Water Utility Improvement
Priority	1-Existing Obligation (High)
Status	Active

Total Cost \$670,000

<b>Description</b>
This project will address stormwater drainage problems reported in 2011.

<b>Justification</b>
These projects will add storm sewer pipe, clean ditches and address standing water concerns.
- 156th and Armstrong - Clean ditch or add storm sewer 2024: \$150,000
- 156th Lane and Juniper Ridge Drive - Install pipe to relieve water backing up in existing pipes 2027: \$350,000 (Tied to 21-STR-018)

Prior	Expenditures	2023	2024	2025	2026	2027	2028	2029	2030	2031	2032	Total
170,000	Improvements Other than Building Cost		150,000			350,000						500,000
<b>Total</b>	<b>Total</b>		<b>150,000</b>			<b>350,000</b>						<b>500,000</b>

Prior	Funding Sources	2023	2024	2025	2026	2027	2028	2029	2030	2031	2032	Total
170,000	Storm Water Utility Fund		150,000			350,000						500,000
<b>Total</b>	<b>Total</b>		<b>150,000</b>			<b>350,000</b>						<b>500,000</b>

Capital Improvement Program

2023 *thru* 2032

City of Ramsey, Minnesota

Project #	19-STRM-001
Project Name	Outlet Control Structure Improvements

Department	Stormwater Utility
Contact	
Type	Improvement
Useful Life	20
Category	Storm Water Utility Improvement
Priority	2-New Addition (High)
Status	Active

Total Cost \$100,000

Description

Construct Outlet Control Structure for 24.6 Acre lake bounded on the south by 142nd Avenue, on the east by Iodine and Junkite Street, on the north by Krypton Street and the west by Potassium Street.

Justification

The MnDNR has requested that the city install an outlet control structure and associated storm sewer to increase the normal water level (NWL) of the 24.6 Acre lake. Increasing the NWS may require improvements to surrounding trails and boardwalks to prevent periodic flooding of this infrastructure.

Expenditures	2023	2024	2025	2026	2027	2028	2029	2030	2031	2032	Total
Improvements Other than Building Cost	100,000										100,000
<b>Total</b>	<b>100,000</b>										<b>100,000</b>

Funding Sources	2023	2024	2025	2026	2027	2028	2029	2030	2031	2032	Total
Storm Water Utility Fund	100,000										100,000
<b>Total</b>	<b>100,000</b>										<b>100,000</b>

Capital Improvement Program

2023 *thru* 2032

City of Ramsey, Minnesota

Project #	04-STR-012
Project Name	Zeolite Roadway Improvements

Department	Street Improvements
Contact	Unassigned
Type	Improvement
Useful Life	60 Years
Category	Street Improvement
Priority	4-New Addition (Med)
Status	Active

Total Cost \$1,091,000

<b>Description</b>
This project consists of the installation of 1,300 feet of bituminous street, sidewalk/trail and storm sewer in the western portion of the COR. Project to be completed in conjunction with COR Bunker Lake Boulevard Improvements (04-STR-014).

<b>Justification</b>
These improvements will be necessary to support the development anticipated in the west COR area.

Expenditures	2023	2024	2025	2026	2027	2028	2029	2030	2031	2032	Total
Improvements Other than Building Cost				1,091,000							1,091,000
<b>Total</b>				<b>1,091,000</b>							<b>1,091,000</b>

Funding Sources	2023	2024	2025	2026	2027	2028	2029	2030	2031	2032	Total
Public Improvement Revolving Fund				206,000							206,000
Tax Increment Fund #2				517,000							517,000
Sewer Utility Fund				41,000							41,000
Storm Water Utility Fund				96,000							96,000
Street Light Utility Fund				46,000							46,000
Water Utility Fund				185,000							185,000
<b>Total</b>				<b>1,091,000</b>							<b>1,091,000</b>

Capital Improvement Program

2023 *thru* 2032

City of Ramsey, Minnesota

Project #	15-STR-003
Project Name	Sunwood Drive Roundabout Landscaping

Department	Street Improvements
Contact	
Type	Improvement
Useful Life	60 Years
Category	Street Improvement
Priority	1-Existing Obligation (High)
Status	Active

Total Cost \$20,000

<b>Description</b>
Includes installation of perennial grasses, plants, and trees/shrubs as well as irrigation modification. Planning needs to occur to determine full scope of landscaping. \$20,000 will cover minimal landscaping. Timing may coincide with development of the NW quadrant of the COR.

<b>Justification</b>
Promote the vision of The COR area.

Expenditures	2023	2024	2025	2026	2027	2028	2029	2030	2031	2032	Total
Improvements Other than Building Cost		20,000									20,000
<b>Total</b>		<b>20,000</b>									<b>20,000</b>

Funding Sources	2023	2024	2025	2026	2027	2028	2029	2030	2031	2032	Total
Public Improvement Revolving Fund		20,000									20,000
<b>Total</b>		<b>20,000</b>									<b>20,000</b>

Capital Improvement Program

2023 *thru* 2032

City of Ramsey, Minnesota

Project #	16-STR-002
Project Name	HWY 10 and BNSF RR Grade Separation at Ramsey Blvd

Department	Street Improvements
Contact	
Type	Improvement
Useful Life	60 Years
Category	Street Improvement
Priority	2-New Addition (High)
Status	Active

Total Cost \$2,000,000

<b>Description</b>
Construct grade-separated crossings of Highway 10 and BNSF Railway at Ramsey Boulevard. Includes half of the required frontage road improvements.
Total cost of project \$66,000,000. City share = \$2,000,000

<b>Justification</b>
The existing at-grade vehicle and pedestrian crossings of the BNSF railroad tracks are unsafe and result in traffic congestion and mobility issues along US Highway 10 and Ramsey Boulevard. When responding to calls for service, emergency vehicles are not able to cross the railroad tracks or US Highway 10 when trains are present. This can result in delays of several minutes or more, depending on the length of train(s). Numerous private access to Highway 10 will be removed improving safety, congestion and mobility on Highway 10.

Expenditures	2023	2024	2025	2026	2027	2028	2029	2030	2031	2032	Total
Improvements Other than Building Cost		1,000,000	1,000,000								2,000,000
<b>Total</b>		<b>1,000,000</b>	<b>1,000,000</b>								<b>2,000,000</b>

Funding Sources	2023	2024	2025	2026	2027	2028	2029	2030	2031	2032	Total
MSA		500,000	500,000								1,000,000
Public Improvement Revolving Fund		500,000	500,000								1,000,000
<b>Total</b>		<b>1,000,000</b>	<b>1,000,000</b>								<b>2,000,000</b>

Capital Improvement Program

2023 *thru* 2032

City of Ramsey, Minnesota

Project #	16-STR-003
Project Name	HWY 10 & BNSF RR Grade Separation at Sunfish Lk Bl

Department	Street Improvements
Contact	
Type	Improvement
Useful Life	60 Years
Category	Street Improvement
Priority	2-New Addition (High)
Status	Active

Total Cost \$2,000,000

<b>Description</b>
Construct grade-separated crossings of Highway 10 and BNSF Railway at Sunfish Lake Boulevard. Includes half of the required frontage road improvements.
Total cost of project \$72,000,000. City share = \$2,000,000

<b>Justification</b>
The existing at-grade vehicle and pedestrian crossings of the BNSF railroad tracks are unsafe and result in traffic congestion and mobility issues along US Highway 10 and Sunfish Lake Boulevard. When responding to calls for service, emergency vehicles are not able to cross the railroad tracks or US Highway 10 when trains are present. This can result in delays of several minutes or more, depending on the length of train(s). Numerous private access to Highway 10 will be removed improving safety, congestion and mobility on Highway 10.

Expenditures	2023	2024	2025	2026	2027	2028	2029	2030	2031	2032	Total
Improvements Other than Building Cost		1,000,000	1,000,000								2,000,000
<b>Total</b>		<b>1,000,000</b>	<b>1,000,000</b>								<b>2,000,000</b>

Funding Sources	2023	2024	2025	2026	2027	2028	2029	2030	2031	2032	Total
MSA		500,000	500,000								1,000,000
Public Improvement Revolving Fund		500,000	500,000								1,000,000
<b>Total</b>		<b>1,000,000</b>	<b>1,000,000</b>								<b>2,000,000</b>

Capital Improvement Program

2023 *thru* 2032

City of Ramsey, Minnesota

Project #	17-STR-001
Project Name	Reconstruction Streets: Barthels Rum River Acres

Department	Street Improvements
Contact	
Type	Improvement
Useful Life	60 Years
Category	Street Improvement
Priority	1-Existing Obligation (High)
Status	Active

Total Cost \$880,979

<b>Description</b>
Reconstruction of Barthel's Rum River Acres: 164th Lane, Dysprosium Street, Junkite Street

<b>Justification</b>
In accordance with the City's Pavement Management Program, each paved street within the City is scheduled to receive preventative maintenance on a regularly scheduled basis including reconstruction at the end of its useful life, which is estimate to be 60 years based on the City's predominant sand subgrades.

Expenditures	2023	2024	2025	2026	2027	2028	2029	2030	2031	2032	Total
Improvements Other than Building Cost		880,979									880,979
<b>Total</b>		<b>880,979</b>									<b>880,979</b>

Funding Sources	2023	2024	2025	2026	2027	2028	2029	2030	2031	2032	Total
Storm Water Utility Fund		80,089									80,089
Pavement Management Fund		800,890									800,890
<b>Total</b>		<b>880,979</b>									<b>880,979</b>

Capital Improvement Program

2023 *thru* 2032

City of Ramsey, Minnesota

Project #	17-STR-006
Project Name	Reconstruction Streets: Halls Dover Acres

Department	Street Improvements
Contact	
Type	Improvement
Useful Life	60 Years
Category	Street Improvement
Priority	1-Existing Obligation (High)
Status	Active

Total Cost \$859,717

Description
Reconstruction of streets: Halls Dover Acres: 157th Lane, 158th Avenue, 158th Lane, Quicksilver Street, Radium Circle, Radium Street and Sodium Street
Total Halls Dover Acres Project Cost = \$859,717
Street Improvements: \$554,288
Storm Water Improvements: \$ 55,429
Water Improvements \$250,000

Justification
Each paved street within the City is scheduled to receive preventative maintenance on a regularly scheduled basis including reconstruction at the end of its useful life, which is estimate to be 60 years based on the City's predominant sand subgrades.

Expenditures	2023	2024	2025	2026	2027	2028	2029	2030	2031	2032	Total
Improvements Other than Building Cost		859,717									859,717
<b>Total</b>		<b>859,717</b>									<b>859,717</b>

Funding Sources	2023	2024	2025	2026	2027	2028	2029	2030	2031	2032	Total
Storm Water Utility Fund		55,429									55,429
Water Utility Fund		250,000									250,000
Pavement Management Fund		554,288									554,288
<b>Total</b>		<b>859,717</b>									<b>859,717</b>

Capital Improvement Program

2023 *thru* 2032

City of Ramsey, Minnesota

Project #	17-STR-007
Project Name	Reconstruction Streets: Nature View

Department	Street Improvements
Contact	
Type	Improvement
Useful Life	60 Years
Category	Street Improvement
Priority	3-Existing Obligation (Med)
Status	Active

Total Cost \$510,048

<b>Description</b>
Reconstruction of Nature View: 159th Avenue, Azurite Court & Xenon Street.
Total Nature View Project Cost = \$510,048
Street Improvements: \$463,680
Storm Water Improvements: \$ 46,368

<b>Justification</b>
Each paved street within the City is scheduled to receive preventative maintenance on a regularly scheduled basis including reconstruction at the end of its useful life, which is estimate to be 60 years based on the City's predominant sand subgrades.

Expenditures	2023	2024	2025	2026	2027	2028	2029	2030	2031	2032	Total
Improvements Other than Building Cost								510,048			510,048
<b>Total</b>								<b>510,048</b>			<b>510,048</b>

Funding Sources	2023	2024	2025	2026	2027	2028	2029	2030	2031	2032	Total
Storm Water Utility Fund								46,368			46,368
Pavement Management Fund								463,680			463,680
<b>Total</b>								<b>510,048</b>			<b>510,048</b>

Capital Improvement Program

2023 *thru* 2032

City of Ramsey, Minnesota

Project #	17-STR-007A
Project Name	Reconstruction Streets: Sortebergs 6th

Department	Street Improvements
Contact	
Type	Improvement
Useful Life	60 Years
Category	Street Improvement
Priority	3-Existing Obligation (Med)
Status	Active

Total Cost \$851,136

<b>Description</b>
Reconstruction of streets in Sortebergs 6th Addition including 174th Lane, Puma Street and Rabbit Street.

<b>Justification</b>
Each paved street within the City is scheduled to receive preventative maintenance on a regularly scheduled basis including reconstruction at the end of its useful life, which is estimate to be 60 years based on the City's predominant sand subgrades.

Expenditures	2023	2024	2025	2026	2027	2028	2029	2030	2031	2032	Total
Improvements Other than Building Cost					851,136						851,136
<b>Total</b>					<b>851,136</b>						<b>851,136</b>

Funding Sources	2023	2024	2025	2026	2027	2028	2029	2030	2031	2032	Total
Storm Water Utility Fund					77,376						77,376
Pavement Management Fund					773,760						773,760
<b>Total</b>					<b>851,136</b>						<b>851,136</b>

Capital Improvement Program

2023 *thru* 2032

City of Ramsey, Minnesota

Project #	17-STR-008
Project Name	Reconstruct Streets: Fox Ridge Estates 1st & 2nd

Department	Street Improvements
Contact	
Type	Improvement
Useful Life	60 Years
Category	Street Improvement
Priority	3-Existing Obligation (Med)
Status	Active

Total Cost \$2,921,688

<b>Description</b>
Reconstruction Streets: Fox Ridge Estates 1st & 2nd: 170th Ave., 172nd Lane, 173rd Ave., 174th Ave., Potassium Court, Potassium Street, Sodium Street, Tungsten Street & Wolfram Street

<b>Justification</b>
Each paved street within the City is scheduled to receive preventative maintenance on a regularly scheduled basis including reconstruction at the end of its useful life, which is estimate to be 60 years based on the City's predominant sand subgrades.
Look at Possibility of Using MSA or PIR funds for portion of costs instead of bonding.

Expenditures	2023	2024	2025	2026	2027	2028	2029	2030	2031	2032	Total
Improvements Other than Building Cost			2,921,688								2,921,688
<b>Total</b>			<b>2,921,688</b>								<b>2,921,688</b>

Funding Sources	2023	2024	2025	2026	2027	2028	2029	2030	2031	2032	Total
Storm Water Utility Fund			265,608								265,608
Pavement Management Fund			2,656,080								2,656,080
<b>Total</b>			<b>2,921,688</b>								<b>2,921,688</b>

Capital Improvement Program

2023 *thru* 2032

City of Ramsey, Minnesota

Project #	17-STR-009
Project Name	Reconstruction Streets: Rodeo Hills/Valley View

Department	Street Improvements
Contact	
Type	Improvement
Useful Life	60 Years
Category	Street Improvement
Priority	1-Existing Obligation (High)
Status	Active

Total Cost \$1,237,565

<b>Description</b>
Reconstruction of Rodeo Hills Estates, Valley View Acres: Soil Correction likely required. 177th Lane, 178th Lane, 179th Lane, 180th Lane, Uranium Street and Vanadium Street.

<b>Justification</b>
Each paved street within the City is scheduled to receive preventative maintenance on a regularly scheduled basis including reconstruction at the end of its useful life, which is estimate to be 60 years based on the City's predominant sand subgrades.

Expenditures	2023	2024	2025	2026	2027	2028	2029	2030	2031	2032	Total
Improvements Other than Building Cost		1,237,565									1,237,565
<b>Total</b>		<b>1,237,565</b>									<b>1,237,565</b>

Funding Sources	2023	2024	2025	2026	2027	2028	2029	2030	2031	2032	Total
Storm Water Utility Fund		112,506									112,506
Pavement Management Fund		1,125,059									1,125,059
<b>Total</b>		<b>1,237,565</b>									<b>1,237,565</b>

Capital Improvement Program

2023 *thru* 2032

City of Ramsey, Minnesota

Project #	17-STR-011
Project Name	2024 MSA Overlays: McKinley St

Department	Street Improvements
Contact	
Type	Improvement
Useful Life	60 Years
Category	Street Improvement
Priority	1-Existing Obligation (High)
Status	Active

Total Cost \$48,606

<b>Description</b>
Overlay of McKinley Street between Azurite Street and Section Line of Section 34.

<b>Justification</b>
Each paved street within the City is scheduled to receive preventative maintenance on a regularly scheduled basis including reconstruction at the end of its useful life, which is estimate to be 60 years based on the City's predominant sand subgrades.

Expenditures	2023	2024	2025	2026	2027	2028	2029	2030	2031	2032	Total
Improvements Other than Building Cost		48,606									48,606
<b>Total</b>		<b>48,606</b>									<b>48,606</b>

Funding Sources	2023	2024	2025	2026	2027	2028	2029	2030	2031	2032	Total
MSA		44,187									44,187
Storm Water Utility Fund		4,419									4,419
<b>Total</b>		<b>48,606</b>									<b>48,606</b>

Capital Improvement Program

2023 *thru* 2032

City of Ramsey, Minnesota

Project #	17-STR-012
Project Name	Concrete Repairs

Department	Street Improvements
Contact	
Type	Improvement
Useful Life	20 Years
Category	Street Improvement
Priority	3-Existing Obligation (Med)
Status	Active

Total Cost \$1,049,999

Description

Repair, overlay and stripe concrete pavement on Sunwood Drive and Rhinestone Street in the COR. Proposed improvements include repairing cracks, failing concrete joints and holes, as well as, replacing all existing colored concrete crosswalks with high-early concrete and adding thermoplastic crosswalk markings, along with new pavement striping on both sides.

Justification

Numerous concrete pavement joints are failing resulting in stormwater runoff infiltrating into the pavement base, accelerating pavement deterioration due to saturated subgrade soils. Numerous holes also exist in the pavement allowing stormwater runoff into the pavement base. These holes also present trip hazards to pedestrians and most of the holes are located in pedestrian crosswalks where colored concrete was used for enhanced delineation.

Expenditures	2023	2024	2025	2026	2027	2028	2029	2030	2031	2032	Total
Improvements Other than Building Cost							1,049,999				1,049,999
<b>Total</b>							<b>1,049,999</b>				<b>1,049,999</b>

Funding Sources	2023	2024	2025	2026	2027	2028	2029	2030	2031	2032	Total
MSA							954,545				954,545
Storm Water Utility Fund							95,454				95,454
<b>Total</b>							<b>1,049,999</b>				<b>1,049,999</b>

Capital Improvement Program

2023 *thru* 2032

City of Ramsey, Minnesota

Project #	17-STR-013
Project Name	Reconstruction Streets: Whispering Pine Est P1 3

Department	Street Improvements
Contact	
Type	Improvement
Useful Life	60 Years
Category	Street Improvement
Priority	1-Existing Obligation (High)
Status	Active

Total Cost \$1,065,680

<b>Description</b>
Reconstruct streets in Whispering Pines Estates Plat 3: 157th Lane, 158th Avenue, 158th Lane, Eland Street, Ferret Street, Hedgehog Street and Kangaroo Street

<b>Justification</b>
These streets are in poor condition and require reconstruction. The pavement has deteriorated beyond the point where an overlay should be applied.

Expenditures	2023	2024	2025	2026	2027	2028	2029	2030	2031	2032	Total
Improvements Other than Building Cost	1,065,680										1,065,680
<b>Total</b>	<b>1,065,680</b>										<b>1,065,680</b>

Funding Sources	2023	2024	2025	2026	2027	2028	2029	2030	2031	2032	Total
Storm Water Utility Fund	96,880										96,880
Pavement Management Fund	968,800										968,800
<b>Total</b>	<b>1,065,680</b>										<b>1,065,680</b>

Capital Improvement Program

2023 *thru* 2032

City of Ramsey, Minnesota

Project #	18-STR-003
Project Name	Reconstruction Streets: Sports Haven

Department	Street Improvements
Contact	
Type	Improvement
Useful Life	60 Years
Category	Street Improvement
Priority	3-Existing Obligation (Med)
Status	Active

Total Cost \$298,206

<b>Description</b>
Reconstruct streets in Sports Haven: 165th Lane, 166th Avenue, Xenolith Street, Yolite Street

<b>Justification</b>
These streets are in poor condition and require reconstruction. The pavement has deteriorated beyond the point where an overlay should be applied.

Expenditures	2023	2024	2025	2026	2027	2028	2029	2030	2031	2032	Total
Improvements Other than Building Cost				298,206							298,206
<b>Total</b>				<b>298,206</b>							<b>298,206</b>

Funding Sources	2023	2024	2025	2026	2027	2028	2029	2030	2031	2032	Total
Storm Water Utility Fund				27,110							27,110
Pavement Management Fund				271,096							271,096
<b>Total</b>				<b>298,206</b>							<b>298,206</b>

Capital Improvement Program

2023 *thru* 2032

City of Ramsey, Minnesota

Project #	19-STR-001
Project Name	Reconstruction Streets: Barthels Rum River Acres 2

Department	Street Improvements
Contact	
Type	Improvement
Useful Life	60 Years
Category	Street Improvement
Priority	1-Existing Obligation (High)
Status	Active

Total Cost \$2,283,456

<b>Description</b>
Reconstruction of Streets in Barthel's Rum River Acres 2nd: 161st Avenue, 161st Lane, 162nd Lane, 164th Avenue, Dysprosium Street, Germanium Street and Junkite Street.

<b>Justification</b>
These streets are in poor condition and require reconstruction. The pavement has deteriorated beyond the point where an overlay could be applied.

Expenditures	2023	2024	2025	2026	2027	2028	2029	2030	2031	2032	Total
Improvements Other than Building Cost	2,283,456										2,283,456
<b>Total</b>	<b>2,283,456</b>										<b>2,283,456</b>

Funding Sources	2023	2024	2025	2026	2027	2028	2029	2030	2031	2032	Total
Storm Water Utility Fund	79,296										79,296
Pavement Management Fund	2,204,160										2,204,160
<b>Total</b>	<b>2,283,456</b>										<b>2,283,456</b>

Capital Improvement Program

2023 *thru* 2032

City of Ramsey, Minnesota

Project #	19-STR-004
Project Name	Reconstruction Streets: 161st Avenue

Department	Street Improvements
Contact	
Type	Improvement
Useful Life	60 Years
Category	Street Improvement
Priority	1-Existing Obligation (High)
Status	Active

Total Cost \$1,026,000

<b>Description</b>
Reconstruction of MSA Street 161st Avenue: CR 83 to Variolite Street. Extension of water and sanitary sewer from Vaiolite Street to the west side of PACT addition.

<b>Justification</b>
These streets are in poor condition and require reconstruction. The pavement has deteriorated beyond the point where an overlay could be applied.

Expenditures	2023	2024	2025	2026	2027	2028	2029	2030	2031	2032	Total
Improvements Other than Building Cost	1,026,000										1,026,000
<b>Total</b>	<b>1,026,000</b>										<b>1,026,000</b>

Funding Sources	2023	2024	2025	2026	2027	2028	2029	2030	2031	2032	Total
MSA	637,000										637,000
Sewer Utility Fund	75,000										75,000
Storm Water Utility Fund	220,000										220,000
Water Utility Fund	94,000										94,000
<b>Total</b>	<b>1,026,000</b>										<b>1,026,000</b>

Capital Improvement Program

2023 *thru* 2032

City of Ramsey, Minnesota

Project #	19-STR-011
Project Name	Reconstruction Streets: Carol-Rose Acres

Department	Street Improvements
Contact	
Type	Improvement
Useful Life	60 Years
Category	Street Improvement
Priority	3-Existing Obligation (Med)
Status	Active

Total Cost \$463,170

<b>Description</b>
Reconstruction of Streets in Carol-Rose Acres: 163rd Lane, 164th Avenue, 164th Lane, and Yolite Street.

<b>Justification</b>
These streets are in poor condition and require reconstruction. The pavement has deteriorated beyond the point where an overlay could be applied.

Expenditures	2023	2024	2025	2026	2027	2028	2029	2030	2031	2032	Total
Improvements Other than Building Cost				463,170							463,170
<b>Total</b>				<b>463,170</b>							<b>463,170</b>

Funding Sources	2023	2024	2025	2026	2027	2028	2029	2030	2031	2032	Total
Storm Water Utility Fund				42,106							42,106
Pavement Management Fund				421,064							421,064
<b>Total</b>				<b>463,170</b>							<b>463,170</b>

Capital Improvement Program

2023 *thru* 2032

City of Ramsey, Minnesota

Project #	19-STR-015
Project Name	Reconstruction Streets: Ford Brook Est 3rd

Department	Street Improvements
Contact	
Type	Improvement
Useful Life	60 Years
Category	Street Improvement
Priority	1-Existing Obligation (High)
Status	Active

Total Cost \$783,922

<b>Description</b>
Reconstruction of streets in Ford Brook Estates 3rd: 180th Avenue and Barium Street

<b>Justification</b>
These streets are in poor condition and require reconstruction. The pavement has deteriorated beyond the point where an overlay could be applied.

Expenditures	2023	2024	2025	2026	2027	2028	2029	2030	2031	2032	Total
Improvements Other than Building Cost		783,922									783,922
<b>Total</b>		<b>783,922</b>									<b>783,922</b>

Funding Sources	2023	2024	2025	2026	2027	2028	2029	2030	2031	2032	Total
Storm Water Utility Fund		71,266									71,266
Pavement Management Fund		712,656									712,656
<b>Total</b>		<b>783,922</b>									<b>783,922</b>

Capital Improvement Program

2023 *thru* 2032

City of Ramsey, Minnesota

Project #	19-STR-016
Project Name	Reconstruction Streets: Windsorwood

Department	Street Improvements
Contact	
Type	Improvement
Useful Life	60 Years
Category	Street Improvement
Priority	3-Existing Obligation (Med)
Status	Active

Total Cost \$403,603

<b>Description</b>
Reconstruction of streets in Windsorwood: 178th Avenue, 178th Circle and Vicuna Street

<b>Justification</b>
These streets are in poor condition and require reconstruction. The pavement has deteriorated beyond the point where an overlay could be applied.

Expenditures	2023	2024	2025	2026	2027	2028	2029	2030	2031	2032	Total
Improvements Other than Building Cost					403,603						403,603
<b>Total</b>					<b>403,603</b>						<b>403,603</b>

Funding Sources	2023	2024	2025	2026	2027	2028	2029	2030	2031	2032	Total
Storm Water Utility Fund					36,691						36,691
Pavement Management Fund					366,912						366,912
<b>Total</b>					<b>403,603</b>						<b>403,603</b>

Capital Improvement Program

2023 *thru* 2032

City of Ramsey, Minnesota

Project #	19-STR-017
Project Name	Reconstruction Streets: Countryside Estates

Department	Street Improvements
Contact	
Type	Improvement
Useful Life	60 Years
Category	Street Improvement
Priority	3-Existing Obligation (Med)
Status	Active

Total Cost \$1,998,612

<b>Description</b>
Reconstruction of streets in Countryside Estates: 175th Lane, 176th Avenue, 176th Lane, Marmoset Street, Okapi Street, Rabbit Street, Unicorn Street, Vicuna Street, Wolverive Street and Xerus Street.

<b>Justification</b>
These streets are in poor condition and require reconstruction. The pavement has deteriorated beyond the point where an overlay could be applied.

Expenditures	2023	2024	2025	2026	2027	2028	2029	2030	2031	2032	Total
Improvements Other than Building Cost				1,998,612							1,998,612
<b>Total</b>				<b>1,998,612</b>							<b>1,998,612</b>

Funding Sources	2023	2024	2025	2026	2027	2028	2029	2030	2031	2032	Total
Storm Water Utility Fund				181,692							181,692
Pavement Management Fund				1,816,920							1,816,920
<b>Total</b>				<b>1,998,612</b>							<b>1,998,612</b>

Capital Improvement Program

2023 *thru* 2032

City of Ramsey, Minnesota

Project #	20-STR-002
Project Name	Reconstruction Streets: MSA Xkimo St-TH47 to 142nd

Department	Street Improvements
Contact	
Type	Improvement
Useful Life	60 Years
Category	Street Improvement
Priority	1-Existing Obligation (High)
Status	Active

Total Cost \$483,285

<b>Description</b>
Reconstruction of MSA Streets: Xkimo Street (142nd Avenue to TH 47)

<b>Justification</b>
Each paved street within the City is scheduled to receive preventative maintenance on a regularly scheduled basis including reconstruction at the end of its useful life, which is estimate to be 60 years based on the City's predominant sand subgrade

Expenditures	2023	2024	2025	2026	2027	2028	2029	2030	2031	2032	Total
Improvements Other than Building Cost		483,285									483,285
<b>Total</b>		<b>483,285</b>									<b>483,285</b>

Funding Sources	2023	2024	2025	2026	2027	2028	2029	2030	2031	2032	Total
MSA		439,350									439,350
Storm Water Utility Fund		43,935									43,935
<b>Total</b>		<b>483,285</b>									<b>483,285</b>

# Capital Improvement Program

2023 *thru* 2032

## City of Ramsey, Minnesota

Project #	21-STR-008
Project Name	2023 MSA Overlays

Department	Street Improvements
Contact	
Type	Improvement
Useful Life	60 Years
Category	Street Improvement
Priority	1-Existing Obligation (High)
Status	Active

Total Cost \$209,688

<b>Description</b>
Overlying of MSA Streets: Riverdale Drive between Ramsey Boulevard & Feldspar Street.

<b>Justification</b>
In accordandance with the City's Pavement Management Program, each paved street within the City is scheduled to receive preventative maintenance on a regularly scheduled basis including reconstruction at the end of its useful life, which is estimated to be 60 years based on the City's predominant sand subgrades.

Expenditures	2023	2024	2025	2026	2027	2028	2029	2030	2031	2032	Total
Improvements Other than Building Cost	209,688										209,688
<b>Total</b>	<b>209,688</b>										<b>209,688</b>

Funding Sources	2023	2024	2025	2026	2027	2028	2029	2030	2031	2032	Total
MSA	190,625										190,625
Storm Water Utility Fund	19,063										19,063
<b>Total</b>	<b>209,688</b>										<b>209,688</b>

Capital Improvement Program

2023 *thru* 2032

City of Ramsey, Minnesota

Project #	21-STR-009
Project Name	2023 Neighborhood Overlays

Department	Street Improvements
Contact	
Type	Improvement
Useful Life	60 Years
Category	Street Improvement
Priority	1-Existing Obligation (High)
Status	Active

Total Cost \$517,000

<b>Description</b>
Overlying of streets within the following subdivisions: Alpine Meadows; Highlands at River Park; Highlands at River Park 2nd; Highlands at River Park 3rd; Highlands at River Park 4th.

<b>Justification</b>
In accordandance with the City's Pavement Management Program, each paved street within the City is scheduled to receive preventative maintenance on a regularly scheduled basis including reconstruction at the end of its useful life, which is estimated to be 60 years based on the City's predominant sand subgrades.

Expenditures	2023	2024	2025	2026	2027	2028	2029	2030	2031	2032	Total
Improvements Other than Building Cost	517,000										517,000
<b>Total</b>	<b>517,000</b>										<b>517,000</b>

Funding Sources	2023	2024	2025	2026	2027	2028	2029	2030	2031	2032	Total
Storm Water Utility Fund	47,000										47,000
Pavement Management Fund	470,000										470,000
<b>Total</b>	<b>517,000</b>										<b>517,000</b>

# Capital Improvement Program

2023 *thru* 2032

## City of Ramsey, Minnesota

Project #	21-STR-010
Project Name	MSA 167th Avenue Street Reconstruction

Department	Street Improvements
Contact	
Type	Improvement
Useful Life	60 Years
Category	Street Improvement
Priority	1-Existing Obligation (High)
Status	Active

Total Cost \$1,848,000

<b>Description</b>
Reconstruction of MSA street 167th Avenue between CSAH 5 and TH 47.

<b>Justification</b>
In accordandance with the City's Pavement Management Program, each paved street within the City is scheduled to receive preventative maintenance on a regularly scheduled basis including reconstruction at the end of its useful life, which is estimated to be 60 years based on the City's predominant sand subgrades.

Expenditures	2023	2024	2025	2026	2027	2028	2029	2030	2031	2032	Total
Improvements Other than Building Cost	1,848,000										1,848,000
<b>Total</b>	<b>1,848,000</b>										<b>1,848,000</b>

Funding Sources	2023	2024	2025	2026	2027	2028	2029	2030	2031	2032	Total
MSA	1,680,000										1,680,000
Storm Water Utility Fund	168,000										168,000
<b>Total</b>	<b>1,848,000</b>										<b>1,848,000</b>

Capital Improvement Program

2023 *thru* 2032

City of Ramsey, Minnesota

Project #	21-STR-012
Project Name	2024 Neighborhood Overlays

Department	Street Improvements
Contact	
Type	Improvement
Useful Life	60 Years
Category	Street Improvement
Priority	1-Existing Obligation (High)
Status	Active

Total Cost \$929,907

Description

Overlaying of streets within the following subdivisions: Gateway Industrial Park; Gateway Industrial Park 2nd; Section 27 Unplatted; Town Center Gardens; Town Center Gardens 2nd; Town Center Gardens 3rd; Orchard Hills Townhomes

Justification

In accordandance with the City's Pavement Management Program, each paved street within the City is scheduled to receive preventative maintenance on a regularly scheduled basis including reconstruction at the end of its useful life, which is estimated to be 60 years based on the City's predominant sand subgrades.

Expenditures	2023	2024	2025	2026	2027	2028	2029	2030	2031	2032	Total
Improvements Other than Building Cost		929,907									929,907
<b>Total</b>		<b>929,907</b>									<b>929,907</b>

Funding Sources	2023	2024	2025	2026	2027	2028	2029	2030	2031	2032	Total
Storm Water Utility Fund		84,537									84,537
Pavement Management Fund		845,370									845,370
<b>Total</b>		<b>929,907</b>									<b>929,907</b>

Capital Improvement Program

2023 *thru* 2032

City of Ramsey, Minnesota

Project #	21-STR-013
Project Name	2025 Neighborhood Overlays

Department	Street Improvements
Contact	
Type	Improvement
Useful Life	60 Years
Category	Street Improvement
Priority	3-Existing Obligation (Med)
Status	Active

Total Cost \$1,308,813

Description

Overlaying of streets within the following subdivisions: Alpine Acres; Alpine Acres 2nd; Beaudry's 2nd; Ramsey Town Center 2nd; Ramsey Town Center 4th; Ramsey Town Center 6th; Ramsey Town Center 7th; Ramsey Town Center IP 05-22; Rivenwick 3rd; Rivenwick Village; Rum River Hills; Village of Sunfish Lake.

Justification

In accordandance with the City's Pavement Management Program, each paved street within the City is scheduled to receive preventative maintenance on a regularly scheduled basis including reconstruction at the end of its useful life, which is estimated to be 60 years based on the City's predominant sand subgrades.

Expenditures	2023	2024	2025	2026	2027	2028	2029	2030	2031	2032	Total
Improvements Other than Building Cost			1,308,813								1,308,813
<b>Total</b>			<b>1,308,813</b>								<b>1,308,813</b>

Funding Sources	2023	2024	2025	2026	2027	2028	2029	2030	2031	2032	Total
Public Improvement Revolving Fund			14,500								14,500
Storm Water Utility Fund			118,983								118,983
Pavement Management Fund			1,175,330								1,175,330
<b>Total</b>			<b>1,308,813</b>								<b>1,308,813</b>

Capital Improvement Program

2023 *thru* 2032

City of Ramsey, Minnesota

Project #	21-STR-014
Project Name	2026 Neighborhood Overlays

Department	Street Improvements
Contact	
Type	Improvement
Useful Life	60 Years
Category	Street Improvement
Priority	3-Existing Obligation (Med)
Status	Active

Total Cost \$430,557

<b>Description</b>
Overlaying of streets within the following subdivisions: Alpine Woods; Evergreen Point Townhomes 1st; Evergreen Point Townhomes 2nd; Hall-Anderson Acres (TH 47 Service Road only); Section 16 Unplatted (2006 Construction only); Riverside West (Ebony Street)

<b>Justification</b>
In accordandance with the City's Pavement Management Program, each paved street within the City is scheduled to receive preventative maintenance on a regularly scheduled basis including reconstruction at the end of its useful life, which is estimated to be 60 years based on the City's predominant sand subgrades.

Expenditures	2023	2024	2025	2026	2027	2028	2029	2030	2031	2032	Total
Improvements Other than Building Cost				430,557							430,557
<b>Total</b>				<b>430,557</b>							<b>430,557</b>

Funding Sources	2023	2024	2025	2026	2027	2028	2029	2030	2031	2032	Total
Storm Water Utility Fund				39,142							39,142
Pavement Management Fund				391,415							391,415
<b>Total</b>				<b>430,557</b>							<b>430,557</b>

Capital Improvement Program

2023 *thru* 2032

City of Ramsey, Minnesota

Project #	21-STR-015
Project Name	Flintwood Hills 2nd & 3rd Street Reconstruction

Department	Street Improvements
Contact	
Type	Improvement
Useful Life	60 Years
Category	Street Improvement
Priority	3-Existing Obligation (Med)
Status	Active

Total Cost \$1,128,468

<b>Description</b>
Reconstruction of streets within Flintwood Hills 2nd and Flintwood Hills 3rd subdivisions.

<b>Justification</b>
In accordandance with the City's Pavement Management Program, each paved street within the City is scheduled to receive preventative maintenance on a regularly scheduled basis including reconstruction at the end of its useful life, which is estimated to be 60 years based on the City's predominant sand subgrades.

Expenditures	2023	2024	2025	2026	2027	2028	2029	2030	2031	2032	Total
Improvements Other than Building Cost				1,128,468							1,128,468
<b>Total</b>				<b>1,128,468</b>							<b>1,128,468</b>

Funding Sources	2023	2024	2025	2026	2027	2028	2029	2030	2031	2032	Total
Storm Water Utility Fund				102,588							102,588
Pavement Management Fund				1,025,880							1,025,880
<b>Total</b>				<b>1,128,468</b>							<b>1,128,468</b>

Capital Improvement Program

2023 *thru* 2032

City of Ramsey, Minnesota

Project #	21-STR-016
Project Name	2027 MSA Overlays

Department	Street Improvements
Contact	
Type	Improvement
Useful Life	60 Years
Category	Street Improvement
Priority	3-Existing Obligation (Med)
Status	Active

Total Cost \$692,120

<b>Description</b>
Overlaying of MSA Streets: Rhinestone Street (Veterans Drive/Sunwood Drive); Sunwood Drive (CR 83/Zeolite Street); Sunwood Drive (Rhinestone Street/CR 56); Veterans Drive (Zeolite Street/ Rhinestone Street); Zeolite Street (Sunwood Drive/Veterans Drive); Rhinestone Street (E. Ramsey Pkwy/CR 116)

<b>Justification</b>
In accordandance with the City's Pavement Management Program, each paved street within the City is scheduled to receive preventative maintenance on a regularly scheduled basis including reconstruction at the end of its useful life, which is estimated to be 60 years based on the City's predominant sand subgrades.

Expenditures	2023	2024	2025	2026	2027	2028	2029	2030	2031	2032	Total
Improvements Other than Building Cost					692,120						692,120
<b>Total</b>					<b>692,120</b>						<b>692,120</b>

Funding Sources	2023	2024	2025	2026	2027	2028	2029	2030	2031	2032	Total
MSA					629,200						629,200
Storm Water Utility Fund					62,920						62,920
<b>Total</b>					<b>692,120</b>						<b>692,120</b>

Capital Improvement Program

2023 *thru* 2032

City of Ramsey, Minnesota

Project #	21-STR-017
Project Name	2027 Neighborhood Overlays

Department	Street Improvements
Contact	
Type	Improvement
Useful Life	60 Years
Category	Street Improvement
Priority	3-Existing Obligation (Med)
Status	Active

Total Cost \$986,128

<b>Description</b>
Overlying of streets within the following subdivisions: Brookfield; Ebony; Estates of Silver Oaks; Riversben (non-2018 Recon); Riversbend 2nd; Riversbend Plaza.

<b>Justification</b>
In accordandance with the City's Pavement Management Program, each paved street within the City is scheduled to receive preventative maintenance on a regularly scheduled basis including reconstruction at the end of its useful life, which is estimated to be 60 years based on the City's predominant sand subgrades.

Expenditures	2023	2024	2025	2026	2027	2028	2029	2030	2031	2032	Total
Improvements Other than Building Cost					986,128						986,128
<b>Total</b>					<b>986,128</b>						<b>986,128</b>

Funding Sources	2023	2024	2025	2026	2027	2028	2029	2030	2031	2032	Total
Storm Water Utility Fund					89,648						89,648
Pavement Management Fund					896,480						896,480
<b>Total</b>					<b>986,128</b>						<b>986,128</b>

Capital Improvement Program

2023 *thru* 2032

City of Ramsey, Minnesota

Project #	21-STR-018
Project Name	MSA Juniper Ridge Dr Street Reconst

Department	Street Improvements
Contact	
Type	Improvement
Useful Life	60 Years
Category	Street Improvement
Priority	3-Existing Obligation (Med)
Status	Active

Total Cost \$412,698

<b>Description</b>
Reconstruction of MSA street Juniper Ridge Drive between 156th Avenue and Roanoke Street.

<b>Justification</b>
In accordandance with the City's Pavement Management Program, each paved street within the City is scheduled to receive preventative maintenance on a regularly scheduled basis including reconstruction at the end of its useful life, which is estimated to be 60 years based on the City's predominant sand subgrades.

Expenditures	2023	2024	2025	2026	2027	2028	2029	2030	2031	2032	Total
Improvements Other than Building Cost					412,698						412,698
<b>Total</b>					<b>412,698</b>						<b>412,698</b>

Funding Sources	2023	2024	2025	2026	2027	2028	2029	2030	2031	2032	Total
MSA					375,180						375,180
Storm Water Utility Fund					37,518						37,518
<b>Total</b>					<b>412,698</b>						<b>412,698</b>

Capital Improvement Program

2023 *thru* 2032

City of Ramsey, Minnesota

Project #	21-STR-019
Project Name	2028 MSA Overlays

Department	Street Improvements
Contact	
Type	Improvement
Useful Life	60 Years
Category	Street Improvement
Priority	3-Existing Obligation (Med)
Status	Active

Total Cost \$1,134,000

<b>Description</b>
Overlying of MSA Streets: 173rd/175th Avenue (Armstrong Blv/CSAH 5) includes soil correction area; McKinley Street (Ebony St/ W EOP).

<b>Justification</b>
In accordandance with the City's Pavement Management Program, each paved street within the City is scheduled to receive preventative maintenance on a regularly scheduled basis including reconstruction at the end of its useful life, which is estimated to be 60 years based on the City's predominant sand subgrades.

Expenditures	2023	2024	2025	2026	2027	2028	2029	2030	2031	2032	Total
Improvements Other than Building Cost						1,134,000					1,134,000
<b>Total</b>						<b>1,134,000</b>					<b>1,134,000</b>

Funding Sources	2023	2024	2025	2026	2027	2028	2029	2030	2031	2032	Total
MSA						1,030,909					1,030,909
Storm Water Utility Fund						103,091					103,091
<b>Total</b>						<b>1,134,000</b>					<b>1,134,000</b>

Capital Improvement Program

2023 *thru* 2032

City of Ramsey, Minnesota

Project #	21-STR-020
Project Name	2028 Neighborhood Overlays

Department	Street Improvements
Contact	
Type	Improvement
Useful Life	60 Years
Category	Street Improvement
Priority	3-Existing Obligation (Med)
Status	Active

Total Cost \$384,038

<b>Description</b>
Overlying of streets within the following subdivisions: Amber Ridge 2nd; Meadow; Sunfish Lake Business Park 3rd; Trott Brook Ridge

<b>Justification</b>
In accordandance with the City's Pavement Management Program, each paved street within the City is scheduled to receive preventative maintenance on a regularly scheduled basis including reconstruction at the end of its useful life, which is estimated to be 60 years based on the City's predominant sand subgrades.

Expenditures	2023	2024	2025	2026	2027	2028	2029	2030	2031	2032	Total
Improvements Other than Building Cost						384,038					384,038
<b>Total</b>						<b>384,038</b>					<b>384,038</b>

Funding Sources	2023	2024	2025	2026	2027	2028	2029	2030	2031	2032	Total
Storm Water Utility Fund						34,913					34,913
Pavement Management Fund						349,125					349,125
<b>Total</b>						<b>384,038</b>					<b>384,038</b>

Capital Improvement Program

2023 *thru* 2032

City of Ramsey, Minnesota

Project #	21-STR-021
Project Name	MSA 142nd Avenue Street Reconstruction

Department	Street Improvements
Contact	
Type	Improvement
Useful Life	60 Years
Category	Street Improvement
Priority	3-Existing Obligation (Med)
Status	Active

Total Cost \$70,070

<b>Description</b>
Reconstruction of MSA Street 142nd Avenue between TH 47 and Xkimo Street.

<b>Justification</b>
In accordandance with the City's Pavement Management Program, each paved street within the City is scheduled to receive preventative maintenance on a regularly scheduled basis including reconstruction at the end of its useful life, which is estimated to be 60 years based on the City's predominant sand subgrades.

Expenditures	2023	2024	2025	2026	2027	2028	2029	2030	2031	2032	Total
Improvements Other than Building Cost					70,070						70,070
<b>Total</b>					<b>70,070</b>						<b>70,070</b>

Funding Sources	2023	2024	2025	2026	2027	2028	2029	2030	2031	2032	Total
MSA					63,700						63,700
Storm Water Utility Fund					6,370						6,370
<b>Total</b>					<b>70,070</b>						<b>70,070</b>

Capital Improvement Program

2023 *thru* 2032

City of Ramsey, Minnesota

Project #	21-STR-022
Project Name	2029 MSA Overlays

Department	Street Improvements
Contact	
Type	Improvement
Useful Life	60 Years
Category	Street Improvement
Priority	3-Existing Obligation (Med)
Status	Active

Total Cost \$632,363

<b>Description</b>
Overlying of MSA streets: 166th/167th Avenue (Quartz Street/CSAH 5); Alpine Drive (TH 10/Puma Street)

<b>Justification</b>
In accordandance with the City's Pavement Management Program, each paved street within the City is scheduled to receive preventative maintenance on a regularly scheduled basis including reconstruction at the end of its useful life, which is estimated to be 60 years based on the City's predominant sand subgrades.

Expenditures	2023	2024	2025	2026	2027	2028	2029	2030	2031	2032	Total
Improvements Other than Building Cost							632,363				632,363
<b>Total</b>							<b>632,363</b>				<b>632,363</b>

Funding Sources	2023	2024	2025	2026	2027	2028	2029	2030	2031	2032	Total
MSA							574,875				574,875
Storm Water Utility Fund							57,488				57,488
<b>Total</b>							<b>632,363</b>				<b>632,363</b>

Capital Improvement Program

2023 *thru* 2032

City of Ramsey, Minnesota

Project #	21-STR-023
Project Name	2029 Neighborhood Overlays

Department	Street Improvements
Contact	
Type	Improvement
Useful Life	60 Years
Category	Street Improvement
Priority	3-Existing Obligation (Med)
Status	Active

Total Cost \$347,078

<b>Description</b>
Overlying of streets in the following subdivisons: Brookfield 2nd; Brookfield 2nd/3rd; Brookfield 3rd; Gerberts Addition

<b>Justification</b>
In accordandance with the City's Pavement Management Program, each paved street within the City is scheduled to receive preventative maintenance on a regularly scheduled basis including reconstruction at the end of its useful life, which is estimated to be 60 years based on the City's predominant sand subgrades.

Expenditures	2023	2024	2025	2026	2027	2028	2029	2030	2031	2032	Total
Improvements Other than Building Cost							347,078				347,078
<b>Total</b>							<b>347,078</b>				<b>347,078</b>

Funding Sources	2023	2024	2025	2026	2027	2028	2029	2030	2031	2032	Total
Storm Water Utility Fund							31,553				31,553
Pavement Management Fund							315,525				315,525
<b>Total</b>							<b>347,078</b>				<b>347,078</b>

Capital Improvement Program

2023 *thru* 2032

City of Ramsey, Minnesota

Project #	21-STR-024
Project Name	2030 MSA Overlays

Department	Street Improvements
Contact	
Type	Improvement
Useful Life	60 Years
Category	Street Improvement
Priority	3-Existing Obligation (Med)
Status	Active

Total Cost \$60,638

<b>Description</b>
Overlying of the following MSA streets: 161st Avenue (Variolite St/Rhinestone St)

<b>Justification</b>
In accordandance with the City's Pavement Management Program, each paved street within the City is scheduled to receive preventative maintenance on a regularly scheduled basis including reconstruction at the end of its useful life, which is estimated to be 60 years based on the City's predominant sand subgrades.

Expenditures	2023	2024	2025	2026	2027	2028	2029	2030	2031	2032	Total
Improvements Other than Building Cost								60,638			60,638
<b>Total</b>								<b>60,638</b>			<b>60,638</b>

Funding Sources	2023	2024	2025	2026	2027	2028	2029	2030	2031	2032	Total
MSA								55,125			55,125
Storm Water Utility Fund								5,513			5,513
<b>Total</b>								<b>60,638</b>			<b>60,638</b>

Capital Improvement Program

2023 *thru* 2032

City of Ramsey, Minnesota

Project #	21-STR-025
Project Name	2030 Neighborhood Overlays

Department	Street Improvements
Contact	
Type	Improvement
Useful Life	60 Years
Category	Street Improvement
Priority	3-Existing Obligation (Med)
Status	Active

Total Cost \$785,978

Description

Overlaying of streets within the following subdivisions: Section 01 Unplatted (Ute Street only); Section 23 Unplatted (Old Hwy 5 only); Section 24 unplatted (2010 construction only); Sweetbay Ridge; Ramsey Town Center 8th; Ramsey Town Center 10th

Justification

In accordandance with the City's Pavement Management Program, each paved street within the City is scheduled to receive preventative maintenance on a regularly scheduled basis including reconstruction at the end of its useful life, which is estimated to be 60 years based on the City's predominant sand subgrades.

Expenditures	2023	2024	2025	2026	2027	2028	2029	2030	2031	2032	Total
Improvements Other than Building Cost								785,978			785,978
<b>Total</b>								<b>785,978</b>			<b>785,978</b>
Funding Sources	2023	2024	2025	2026	2027	2028	2029	2030	2031	2032	Total
Storm Water Utility Fund								71,453			71,453
Pavement Management Fund								714,525			714,525
<b>Total</b>								<b>785,978</b>			<b>785,978</b>

Capital Improvement Program

2023 *thru* 2032

City of Ramsey, Minnesota

Project #	21-STR-026
Project Name	MSA Alpine Drive Street Recon (TH 47/Roanoke St)

Department	Street Improvements
Contact	
Type	Improvement
Useful Life	60 Years
Category	Street Improvement
Priority	3-Existing Obligation (Med)
Status	Active

Total Cost \$1,092,861

<b>Description</b>
Reconstruction of MSA street Alpine Drive between TH 47 and Roanoke Street.

<b>Justification</b>
In accordandance with the City's Pavement Management Program, each paved street within the City is scheduled to receive preventative maintenance on a regularly scheduled basis including reconstruction at the end of its useful life, which is estimated to be 60 years based on the City's predominant sand subgrades.

Expenditures	2023	2024	2025	2026	2027	2028	2029	2030	2031	2032	Total
Improvements Other than Building Cost								1,092,861			1,092,861
<b>Total</b>								<b>1,092,861</b>			<b>1,092,861</b>

Funding Sources	2023	2024	2025	2026	2027	2028	2029	2030	2031	2032	Total
MSA								993,510			993,510
Storm Water Utility Fund								99,351			99,351
<b>Total</b>								<b>1,092,861</b>			<b>1,092,861</b>

Capital Improvement Program

2023 *thru* 2032

City of Ramsey, Minnesota

Project #	21-STR-027
Project Name	MSA Sunwood Drive Street Recon (CSAH 5/Erkium St)

Department	Street Improvements
Contact	
Type	Improvement
Useful Life	60 Years
Category	Street Improvement
Priority	3-Existing Obligation (Med)
Status	Active

Total Cost \$346,500

<b>Description</b>
Reconstruction of MSA street Sunwood Drive between CSAH 5 and Erkium Street.

<b>Justification</b>
In accordandance with the City's Pavement Management Program, each paved street within the City is scheduled to receive preventative maintenance on a regularly scheduled basis including reconstruction at the end of its useful life, which is estimated to be 60 years based on the City's predominant sand subgrades.

Expenditures	2023	2024	2025	2026	2027	2028	2029	2030	2031	2032	Total
Improvements Other than Building Cost								346,500			346,500
<b>Total</b>								<b>346,500</b>			<b>346,500</b>

Funding Sources	2023	2024	2025	2026	2027	2028	2029	2030	2031	2032	Total
MSA								315,000			315,000
Storm Water Utility Fund								31,500			31,500
<b>Total</b>								<b>346,500</b>			<b>346,500</b>

# Capital Improvement Program

2023 *thru* 2032

## City of Ramsey, Minnesota

Project #	22-STR-001
Project Name	Annual MSA Pavement Marking Improvements

Department	Street Improvements
Contact	
Type	Improvement
Useful Life	7 Years
Category	Street Improvement
Priority	1-Existing Obligation (High)
Status	Active

Total Cost \$183,000

### Description

This project includes pavement marking on MSA streets at a 7-year cycle. Pavement marking for streets proposed to be Reconstructed or Overlaid are to be part of the Pavement Management Plan and are not included in the pavement marking improvement

### Justification

Previously, pavement marking occurred as part of the seal coat program, at a 7-year cycle. Since the seal coat program has been suspended indefinitely, this project places pavement marking in the 7-year cycle, in-between the other triggers for pavement markings, overlay and reconstruction projects. Visible pavement marking is a critical component of driver and pedestrian safety.

Prior	Expenditures	2023	2024	2025	2026	2027	2028	2029	2030	2031	2032	Total
35,000	Improvements Other than Building Cost	31,000	28,000	5,000	6,000	14,000	5,000	4,000	26,000	24,000	5,000	148,000
<b>Total</b>	<b>Total</b>	<b>31,000</b>	<b>28,000</b>	<b>5,000</b>	<b>6,000</b>	<b>14,000</b>	<b>5,000</b>	<b>4,000</b>	<b>26,000</b>	<b>24,000</b>	<b>5,000</b>	<b>148,000</b>

Prior	Funding Sources	2023	2024	2025	2026	2027	2028	2029	2030	2031	2032	Total
35,000	MSA	31,000	28,000	5,000	6,000	14,000	5,000	4,000	26,000	24,000	5,000	148,000
<b>Total</b>	<b>Total</b>	<b>31,000</b>	<b>28,000</b>	<b>5,000</b>	<b>6,000</b>	<b>14,000</b>	<b>5,000</b>	<b>4,000</b>	<b>26,000</b>	<b>24,000</b>	<b>5,000</b>	<b>148,000</b>

Capital Improvement Program

2023 *thru* 2032

City of Ramsey, Minnesota

Project #	22-STR-002
Project Name	Sorteberg's Street Reconstruction

Department	Street Improvements
Contact	
Type	Improvement
Useful Life	60 Years
Category	Street Improvement
Priority	3-Existing Obligation (Med)
Status	Active

Total Cost \$590,733

<b>Description</b>
Reconstruction of streets within Sorteberg's subdivision.

<b>Justification</b>
In accordandance with the City's Pavement Management Program, each paved street within the City is scheduled to receive preventative maintenance on a regularly scheduled basis including reconstruction at the end of its useful life, which is estimated to be 60 years based on the City's predominant sand subgrades.

Expenditures	2023	2024	2025	2026	2027	2028	2029	2030	2031	2032	Total
Improvements Other than Building Cost			590,733								590,733
<b>Total</b>			<b>590,733</b>								<b>590,733</b>

Funding Sources	2023	2024	2025	2026	2027	2028	2029	2030	2031	2032	Total
Storm Water Utility Fund			53,703								53,703
Pavement Management Fund			537,030								537,030
<b>Total</b>			<b>590,733</b>								<b>590,733</b>

Capital Improvement Program

2023 *thru* 2032

City of Ramsey, Minnesota

Project #	22-STR-003
Project Name	2031 MSA Pavement Overlay Improvements

Department	Street Improvements
Contact	
Type	Improvement
Useful Life	60 Years
Category	Street Improvement
Priority	3-Existing Obligation (Med)
Status	Active

Total Cost \$851,813

<b>Description</b>
Overlying of MSA Streets: Bunker Lake Boulevard (Jackal Street/Armstrong Boulevard) Dysprosium Street (CR 116/Nowthen Boulevard) Alpine Drive (Ramsey Boulevard/Sunfish Lake Boulevard)

<b>Justification</b>
In accordandance with the City's Pavement Management Program, each paved street within the City is scheduled to receive preventative maintenance on a regularly scheduled basis including reconstruction at the end of its useful life, which is estimated to be 60 years based on the City's predominant sand subgrades.

Expenditures	2023	2024	2025	2026	2027	2028	2029	2030	2031	2032	Total
Improvements Other than Building Cost									851,813		851,813
<b>Total</b>									<b>851,813</b>		<b>851,813</b>

Funding Sources	2023	2024	2025	2026	2027	2028	2029	2030	2031	2032	Total
MSA									774,375		774,375
Storm Water Utility Fund									77,438		77,438
<b>Total</b>									<b>851,813</b>		<b>851,813</b>

Capital Improvement Program

2023 *thru* 2032

City of Ramsey, Minnesota

Project #	22-STR-004
Project Name	Section 01 Unplatted Street Reconstruction

Department	Street Improvements
Contact	
Type	Improvement
Useful Life	60 Years
Category	Street Improvement
Priority	1-Existing Obligation (High)
Status	Active

Total Cost \$373,296

<b>Description</b>
Reconstruction of streets within section 01 unplatted subdivision, streets north of CR 27 only.

<b>Justification</b>
In accordandance with the City's Pavement Management Program, each paved street within the City is scheduled to receive preventative maintenance on a regularly scheduled basis including reconstruction at the end of its useful life, which is estimated to be 60 years based on the City's predominant sand subgrades.

Expenditures	2023	2024	2025	2026	2027	2028	2029	2030	2031	2032	Total
Improvements Other than Building Cost		373,296									373,296
<b>Total</b>		<b>373,296</b>									<b>373,296</b>

Funding Sources	2023	2024	2025	2026	2027	2028	2029	2030	2031	2032	Total
Storm Water Utility Fund		33,936									33,936
Pavement Management Fund		339,360									339,360
<b>Total</b>		<b>373,296</b>									<b>373,296</b>

Capital Improvement Program

2023 *thru* 2032

City of Ramsey, Minnesota

Project #	22-STR-005
Project Name	2031 Neighborhood Pavement Overlay Impr

Department	Street Improvements
Contact	
Type	Improvement
Useful Life	60 Years
Category	Street Improvement
Priority	3-Existing Obligation (Med)
Status	Active

Total Cost \$821,205

<b>Description</b>
Overlaying of neighborhood streets: Ramsey Town Center; Ramsey Town Center 11th; Shawn Acres; Oak Run, Section 15 unplatted (2011 OL streets only); Stanhope River Hills

<b>Justification</b>
In accordandance with the City's Pavement Management Program, each paved street within the City is scheduled to receive preventative maintenance on a regularly scheduled basis including reconstruction at the end of its useful life, which is estimated to be 60 years based on the City's predominant sand subgrades.

Expenditures	2023	2024	2025	2026	2027	2028	2029	2030	2031	2032	Total
Improvements Other than Building Cost									821,205		821,205
<b>Total</b>	<hr/>									<b>821,205</b>	<b>821,205</b>
Funding Sources	2023	2024	2025	2026	2027	2028	2029	2030	2031	2032	Total
Storm Water Utility Fund									74,655		74,655
Pavement Management Fund									746,550		746,550
<b>Total</b>	<hr/>									<b>821,205</b>	<b>821,205</b>

Capital Improvement Program

2023 *thru* 2032

City of Ramsey, Minnesota

Project #	22-STR-006
Project Name	MSA - Alpine Drive St Recon (Variolite/Ramsey Blvd)

Department	Street Improvements
Contact	
Type	Improvement
Useful Life	60 Years
Category	Street Improvement
Priority	3-Existing Obligation (Med)
Status	Active

Total Cost \$505,313

<b>Description</b>
Reconstruction of MSA street Alpine Drive between Variolite Street and Ramsey Boulevard

<b>Justification</b>
In accordandance with the City's Pavement Management Program, each paved street within the City is scheduled to receive preventative maintenance on a regularly scheduled basis including reconstruction at the end of its useful life, which is estimated to be 60 years based on the City's predominant sand subgrades.

Expenditures	2023	2024	2025	2026	2027	2028	2029	2030	2031	2032	Total
Improvements Other than Building Cost									505,313		505,313
<b>Total</b>									<b>505,313</b>		<b>505,313</b>

Funding Sources	2023	2024	2025	2026	2027	2028	2029	2030	2031	2032	Total
MSA									459,375		459,375
Storm Water Utility Fund									45,938		45,938
<b>Total</b>									<b>505,313</b>		<b>505,313</b>

Capital Improvement Program

2023 *thru* 2032

City of Ramsey, Minnesota

Project #	22-STR-007
Project Name	Klemish & Klemish & Flores Street Reconstruction

Department	Street Improvements
Contact	
Type	Improvement
Useful Life	60 Years
Category	Street Improvement
Priority	3-Existing Obligation (Med)
Status	Active

Total Cost \$730,884

<b>Description</b>
Reconstruction of the streets within Klemish & Klemish and Flores subdivision.

<b>Justification</b>
In accordandance with the City's Pavement Management Program, each paved street within the City is scheduled to receive preventative maintenance on a regularly scheduled basis including reconstruction at the end of its useful life, which is estimated to be 60 years based on the City's predominant sand subgrades.

Expenditures	2023	2024	2025	2026	2027	2028	2029	2030	2031	2032	Total
Improvements Other than Building Cost									730,884		730,884
<b>Total</b>									<b>730,884</b>		<b>730,884</b>

Funding Sources	2023	2024	2025	2026	2027	2028	2029	2030	2031	2032	Total
Storm Water Utility Fund									66,444		66,444
Pavement Management Fund									664,440		664,440
<b>Total</b>									<b>730,884</b>		<b>730,884</b>

Capital Improvement Program

2023 *thru* 2032

City of Ramsey, Minnesota

Project #	22-STR-008
Project Name	Magnesium Street Reconstruction

Department	Street Improvements
Contact	
Type	Improvement
Useful Life	60 Years
Category	Street Improvement
Priority	3-Existing Obligation (Med)
Status	Active

Total Cost \$384,384

<b>Description</b>
Reconstruction of Magnesium Street within the Winemere Woods subdivision

<b>Justification</b>
In accordandance with the City's Pavement Management Program, each paved street within the City is scheduled to receive preventative maintenance on a regularly scheduled basis including reconstruction at the end of its useful life, which is estimated to be 60 years based on the City's predominant sand subgrades.

Expenditures	2023	2024	2025	2026	2027	2028	2029	2030	2031	2032	Total
Improvements Other than Building Cost					384,384						384,384
<b>Total</b>					<b>384,384</b>						<b>384,384</b>

Funding Sources	2023	2024	2025	2026	2027	2028	2029	2030	2031	2032	Total
Storm Water Utility Fund					34,944						34,944
Pavement Management Fund					349,440						349,440
<b>Total</b>					<b>384,384</b>						<b>384,384</b>

Capital Improvement Program

2023 *thru* 2032

City of Ramsey, Minnesota

Project #	22-STR-009
Project Name	The North Forty Street Reconstructions

Department	Street Improvements
Contact	
Type	Improvement
Useful Life	60 Years
Category	Street Improvement
Priority	3-Existing Obligation (Med)
Status	Active

Total Cost \$776,160

<b>Description</b>
Reconstruction of streets within the North Forty subdivision

<b>Justification</b>
In accordandance with the City's Pavement Management Program, each paved street within the City is scheduled to receive preventative maintenance on a regularly scheduled basis including reconstruction at the end of its useful life, which is estimated to be 60 years based on the City's predominant sand subgrades.

Expenditures	2023	2024	2025	2026	2027	2028	2029	2030	2031	2032	Total
Improvements Other than Building Cost									776,160		776,160
<b>Total</b>									<b>776,160</b>		<b>776,160</b>

Funding Sources	2023	2024	2025	2026	2027	2028	2029	2030	2031	2032	Total
Storm Water Utility Fund									70,560		70,560
Pavement Management Fund									705,600		705,600
<b>Total</b>									<b>776,160</b>		<b>776,160</b>

Capital Improvement Program

2023 *thru* 2032

City of Ramsey, Minnesota

Project #	23-STR-001
Project Name	HY-10 Ramsey Street Reconstruction

Department	Street Improvements
Contact	Unassigned
Type	Improvement
Useful Life	60 Years
Category	Street Improvement
Priority	1-Existing Obligation (High)
Status	Active

Total Cost \$1,158,000

<b>Description</b>
Reconstruction of streets within HY-10 Ramsey subdivision. Extension of Ferret Street to Bunker Lake Boulevard.

<b>Justification</b>
In accordance with the City's Pavement Management Program, each paved street within the City is scheduled to receive preventative maintenance on a regularly scheduled basis, including reconstruction at the end of its useful life, which is estimated to be 60 years based on the City's predominant sand subgrades.

Expenditures	2023	2024	2025	2026	2027	2028	2029	2030	2031	2032	Total
Improvements Other than Building Cost	1,158,000										1,158,000
<b>Total</b>	<b>1,158,000</b>										<b>1,158,000</b>

Funding Sources	2023	2024	2025	2026	2027	2028	2029	2030	2031	2032	Total
Sewer Utility Fund	120,000										120,000
Storm Water Utility Fund	153,000										153,000
Water Utility Fund	120,000										120,000
Tax Increment Fund #14	765,000										765,000
<b>Total</b>	<b>1,158,000</b>										<b>1,158,000</b>

Capital Improvement Program

2023 *thru* 2032

City of Ramsey, Minnesota

Project #	23-STR-002
Project Name	MSA Alpine Drive (Puma/CSAH 83) Recon

Department	Street Improvements
Contact	Unassigned
Type	Improvement
Useful Life	60 Years
Category	Street Improvement
Priority	1-Existing Obligation (High)
Status	Active

Total Cost \$1,314,878

<b>Description</b>
Reconstruction of Alpine Drive between Puma Street and CSAH 83. Extension of watermain from CSAH 83 to Puma Street to complete necessary watermain loop of the area.

<b>Justification</b>
In accordance with the City's Pavement Management Program, each paved street within the City is scheduled to receive preventative maintenance on a regularly scheduled basis, including reconstruction at the end of its useful life, which is estimated to be 60 years based on the City's predominant sand subgrades.

Expenditures	2023	2024	2025	2026	2027	2028	2029	2030	2031	2032	Total
Improvements Other than Building Cost		1,314,878									1,314,878
<b>Total</b>		<b>1,314,878</b>									<b>1,314,878</b>

Funding Sources	2023	2024	2025	2026	2027	2028	2029	2030	2031	2032	Total
MSA		741,744									741,744
Storm Water Utility Fund		74,174									74,174
Water Utility Fund		498,960									498,960
<b>Total</b>		<b>1,314,878</b>									<b>1,314,878</b>

Capital Improvement Program

2023 *thru* 2032

City of Ramsey, Minnesota

Project #	23-STR-003
Project Name	White Pines Estates Street Reconstruction

Department	Street Improvements
Contact	Unassigned
Type	Improvement
Useful Life	60 Years
Category	Street Improvement
Priority	1-Existing Obligation (High)
Status	Active

Total Cost \$396,627

<b>Description</b>
Reconstruction of streets within the White Pines Estates subdivision.

<b>Justification</b>
In accordance with the City's Pavement Management Program, each paved street within the City is scheduled to receive preventative maintenance on a regularly scheduled basis, including reconstruction at the end of its useful life, which is estimated to be 60 years based on the City's predominant sand subgrades.

Expenditures	2023	2024	2025	2026	2027	2028	2029	2030	2031	2032	Total
Improvements Other than Building Cost		396,627									396,627
<b>Total</b>		<b>396,627</b>									<b>396,627</b>

Funding Sources	2023	2024	2025	2026	2027	2028	2029	2030	2031	2032	Total
Storm Water Utility Fund		36,057									36,057
Pavement Management Fund		360,570									360,570
<b>Total</b>		<b>396,627</b>									<b>396,627</b>

Capital Improvement Program

2023 *thru* 2032

City of Ramsey, Minnesota

Project #	23-STR-004
Project Name	Juniper Woods 1st, 2nd, 3rd Street Reconstruction

Department	Street Improvements
Contact	
Type	Improvement
Useful Life	60 Years
Category	Street Improvement
Priority	1-Existing Obligation (High)
Status	Active

Total Cost \$575,498

<b>Description</b>
Reconstruction of the streets with the Juniper Woods 1st, 2nd and 3rd subdivision.

<b>Justification</b>
In accordance with the City's Pavement Management Program, each paved street within the City is scheduled to receive preventative maintenance on a regularly scheduled basis, including reconstruction at the end of its useful life, which is estimated to be 60 years based on the City's predominant sand subgrades.

Expenditures	2023	2024	2025	2026	2027	2028	2029	2030	2031	2032	Total
Improvements Other than Building Cost		575,498									575,498
<b>Total</b>		<b>575,498</b>									<b>575,498</b>

Funding Sources	2023	2024	2025	2026	2027	2028	2029	2030	2031	2032	Total
Storm Water Utility Fund		52,318									52,318
Pavement Management Fund		523,180									523,180
<b>Total</b>		<b>575,498</b>									<b>575,498</b>

Capital Improvement Program

2023 *thru* 2032

City of Ramsey, Minnesota

Project #	23-STR-005
Project Name	Dickenson's Mississippi Estate Street Recon

Department	Street Improvements
Contact	Unassigned
Type	Improvement
Useful Life	60 Years
Category	Street Improvement
Priority	3-Existing Obligation (Med)
Status	Active

Total Cost \$420,077

<b>Description</b>
Reconstruction of the streets within the Dickenson's Mississippi Estate subdivision

<b>Justification</b>
In accordance with the City's Pavement Management Program, each paved street within the City is scheduled to receive preventative maintenance on a regularly scheduled basis, including reconstruction at the end of its useful life, which is estimated to be 60 years based on the City's predominant sand subgrades.

Expenditures	2023	2024	2025	2026	2027	2028	2029	2030	2031	2032	Total
Improvements Other than Building Cost			420,077								420,077
<b>Total</b>			<b>420,077</b>								<b>420,077</b>

Funding Sources	2023	2024	2025	2026	2027	2028	2029	2030	2031	2032	Total
Storm Water Utility Fund			38,189								38,189
Pavement Management Fund			381,888								381,888
<b>Total</b>			<b>420,077</b>								<b>420,077</b>

Capital Improvement Program

2023 *thru* 2032

City of Ramsey, Minnesota

Project #	23-STR-006
Project Name	High Point Street Reconstruction

Department	Street Improvements
Contact	Unassigned
Type	Improvement
Useful Life	60 Years
Category	Street Improvement
Priority	3-Existing Obligation (Med)
Status	Active

Total Cost \$1,575,288

<b>Description</b>
Reconstruction of the streets within the High Point subdivision

<b>Justification</b>
In accordance with the City's Pavement Management Program, each paved street within the City is scheduled to receive preventative maintenance on a regularly scheduled basis, including reconstruction at the end of its useful life, which is estimated to be 60 years based on the City's predominant sand subgrades.

Expenditures	2023	2024	2025	2026	2027	2028	2029	2030	2031	2032	Total
Improvements Other than Building Cost			1,575,288								1,575,288
<b>Total</b>			<b>1,575,288</b>								<b>1,575,288</b>

Funding Sources	2023	2024	2025	2026	2027	2028	2029	2030	2031	2032	Total
Storm Water Utility Fund			143,208								143,208
Pavement Management Fund			1,432,080								1,432,080
<b>Total</b>			<b>1,575,288</b>								<b>1,575,288</b>

Capital Improvement Program

2023 *thru* 2032

City of Ramsey, Minnesota

Project #	23-STR-007
Project Name	Section 22 Unplatted Street Reconstruction

Department	Street Improvements
Contact	Unassigned
Type	Improvement
Useful Life	60 Years
Category	Street Improvement
Priority	3-Existing Obligation (Med)
Status	Active

Total Cost \$307,877

<b>Description</b>
Reconstruction of 156th Avenue within Section 22 Unplatted.

<b>Justification</b>
In accordance with the City's Pavement Management Program, each paved street within the City is scheduled to receive preventative maintenance on a regularly scheduled basis, including reconstruction at the end of its useful life, which is estimated to be 60 years based on the City's predominant sand subgrades.

Expenditures	2023	2024	2025	2026	2027	2028	2029	2030	2031	2032	Total
Improvements Other than Building Cost			307,877								307,877
<b>Total</b>			<b>307,877</b>								<b>307,877</b>

Funding Sources	2023	2024	2025	2026	2027	2028	2029	2030	2031	2032	Total
Storm Water Utility Fund			27,989								27,989
Pavement Management Fund			279,888								279,888
<b>Total</b>			<b>307,877</b>								<b>307,877</b>

Capital Improvement Program

2023 *thru* 2032

City of Ramsey, Minnesota

Project #	23-STR-008
Project Name	Section 01 Unplatted (S/O CR 27) Street Recon

Department	Street Improvements
Contact	Unassigned
Type	Improvement
Useful Life	60 Years
Category	Street Improvement
Priority	3-Existing Obligation (Med)
Status	Active

Total Cost \$913,651

<b>Description</b>
Reconstruction of the streets within Section 01 Unplatted, south of CR 27.

<b>Justification</b>
In accordance with the City's Pavement Management Program, each paved street within the City is scheduled to receive preventative maintenance on a regularly scheduled basis, including reconstruction at the end of its useful life, which is estimated to be 60 years based on the City's predominant sand subgrades.

Expenditures	2023	2024	2025	2026	2027	2028	2029	2030	2031	2032	Total
Improvements Other than Building Cost				913,651							913,651
<b>Total</b>				<b>913,651</b>							<b>913,651</b>

Funding Sources	2023	2024	2025	2026	2027	2028	2029	2030	2031	2032	Total
Storm Water Utility Fund				83,059							83,059
Pavement Management Fund				830,592							830,592
<b>Total</b>				<b>913,651</b>							<b>913,651</b>

Capital Improvement Program

2023 *thru* 2032

City of Ramsey, Minnesota

Project #	23-STR-009
Project Name	Riverside West Street Reconstruction

Department	Street Improvements
Contact	Unassigned
Type	Unassigned
Useful Life	60 Years
Category	Street Improvement
Priority	3-Existing Obligation (Med)
Status	Active

Total Cost \$206,999

<b>Description</b>
Reconstruction of 137th Avenue and Dolomite Street within the Riverside West subdivision.

<b>Justification</b>
In accordance with the City's Pavement Management Program, each paved street within the City is scheduled to receive preventative maintenance on a regularly scheduled basis, including reconstruction at the end of its useful life, which is estimated to be 60 years based on the City's predominant sand subgrades.

Expenditures	2023	2024	2025	2026	2027	2028	2029	2030	2031	2032	Total
Improvements Other than Building Cost				206,999							206,999
<b>Total</b>				<b>206,999</b>							<b>206,999</b>

Funding Sources	2023	2024	2025	2026	2027	2028	2029	2030	2031	2032	Total
Storm Water Utility Fund				18,818							18,818
Pavement Management Fund				188,181							188,181
<b>Total</b>				<b>206,999</b>							<b>206,999</b>

Capital Improvement Program

2023 *thru* 2032

City of Ramsey, Minnesota

Project #	23-STR-010
Project Name	Rivers Bend 3rd & 4th Street Reconstruction

Department	Street Improvements
Contact	Unassigned
Type	Improvement
Useful Life	60 Years
Category	Street Improvement
Priority	3-Existing Obligation (Med)
Status	Active

Total Cost \$259,920

<b>Description</b>
Reconstruction of streets within the Riversbend 3rd & 4th subdivision

<b>Justification</b>
In accordance with the City's Pavement Management Program, each paved street within the City is scheduled to receive preventative maintenance on a regularly scheduled basis, including reconstruction at the end of its useful life, which is estimated to be 60 years based on the City's predominant sand subgrades.

Expenditures	2023	2024	2025	2026	2027	2028	2029	2030	2031	2032	Total
Improvements Other than Building Cost					259,920						259,920
<b>Total</b>					<b>259,920</b>						<b>259,920</b>

Funding Sources	2023	2024	2025	2026	2027	2028	2029	2030	2031	2032	Total
Storm Water Utility Fund					22,800						22,800
Pavement Management Fund					237,120						237,120
<b>Total</b>					<b>259,920</b>						<b>259,920</b>

Capital Improvement Program

2023 *thru* 2032

City of Ramsey, Minnesota

Project #	23-STR-012
Project Name	Hall-Anderson Acres Street Reconstruction

Department	Street Improvements
Contact	Unassigned
Type	Improvement
Useful Life	60 Years
Category	Street Improvement
Priority	3-Existing Obligation (Med)
Status	Active

Total Cost \$1,127,526

<b>Description</b>
Reconstruction of streets within the Hall-Anderson Acres subdivision except the TH 47 service road.

<b>Justification</b>
In accordance with the City's Pavement Management Program, each paved street within the City is scheduled to receive preventative maintenance on a regularly scheduled basis, including reconstruction at the end of its useful life, which is estimated to be 60 years based on the City's predominant sand subgrades.

Expenditures	2023	2024	2025	2026	2027	2028	2029	2030	2031	2032	Total
Improvements Other than Building Cost					1,127,526						1,127,526
<b>Total</b>					<b>1,127,526</b>						<b>1,127,526</b>

Funding Sources	2023	2024	2025	2026	2027	2028	2029	2030	2031	2032	Total
Storm Water Utility Fund					102,502						102,502
Pavement Management Fund					1,025,024						1,025,024
<b>Total</b>					<b>1,127,526</b>						<b>1,127,526</b>

Capital Improvement Program

2023 *thru* 2032

City of Ramsey, Minnesota

Project #	23-STR-013
Project Name	Oakwood Hills & Rambosek Red Oak Estates St Recon

Department	Street Improvements
Contact	Unassigned
Type	Improvement
Useful Life	60 Years
Category	Street Improvement
Priority	3-Existing Obligation (Med)
Status	Active

Total Cost \$320,320

<b>Description</b>
Reconstruction of the streets within the Oakwood Hills & Rambosek Red Oak Estates subdivision.

<b>Justification</b>
In accordance with the City's Pavement Management Program, each paved street within the City is scheduled to receive preventative maintenance on a regularly scheduled basis, including reconstruction at the end of its useful life, which is estimated to be 60 years based on the City's predominant sand subgrades.

Expenditures	2023	2024	2025	2026	2027	2028	2029	2030	2031	2032	Total
Improvements Other than Building Cost					320,320						320,320
<b>Total</b>					<b>320,320</b>						<b>320,320</b>

Funding Sources	2023	2024	2025	2026	2027	2028	2029	2030	2031	2032	Total
Storm Water Utility Fund					29,120						29,120
Pavement Management Fund					291,200						291,200
<b>Total</b>					<b>320,320</b>						<b>320,320</b>

Capital Improvement Program

2023 *thru* 2032

City of Ramsey, Minnesota

Project #	23-STR-014
Project Name	Section 21 Unplatted

Department	Street Improvements
Contact	Unassigned
Type	Improvement
Useful Life	60 Years
Category	Street Improvement
Priority	3-Existing Obligation (Med)
Status	Active

Total Cost \$1,985,676

<b>Description</b>
Reconstruction of streets within Section 21 Unplatted

<b>Justification</b>
In accordance with the City's Pavement Management Program, each paved street within the City is scheduled to receive preventative maintenance on a regularly scheduled basis, including reconstruction at the end of its useful life, which is estimated to be 60 years based on the City's predominant sand subgrades.

Expenditures	2023	2024	2025	2026	2027	2028	2029	2030	2031	2032	Total
Improvements Other than Building Cost						1,985,676					1,985,676
<b>Total</b>						<b>1,985,676</b>					<b>1,985,676</b>

Funding Sources	2023	2024	2025	2026	2027	2028	2029	2030	2031	2032	Total
Storm Water Utility Fund						180,516					180,516
Pavement Management Fund						1,805,160					1,805,160
<b>Total</b>						<b>1,985,676</b>					<b>1,985,676</b>

Capital Improvement Program

2023 *thru* 2032

City of Ramsey, Minnesota

Project #	23-STR-015
Project Name	Ramsey Meadows 1st, 3rd & 4th Street Recon

Department	Street Improvements
Contact	Unassigned
Type	Improvement
Useful Life	60 Years
Category	Street Improvement
Priority	3-Existing Obligation (Med)
Status	Active

Total Cost \$299,145

<b>Description</b>
Reconstruction of streets within the Ramsey Meadows 1st, 3rd & 4th subdivision.

<b>Justification</b>
In accordance with the City's Pavement Management Program, each paved street within the City is scheduled to receive preventative maintenance on a regularly scheduled basis, including reconstruction at the end of its useful life, which is estimated to be 60 years based on the City's predominant sand subgrades.

Expenditures	2023	2024	2025	2026	2027	2028	2029	2030	2031	2032	Total
Improvements Other than Building Cost						299,145					299,145
<b>Total</b>						<b>299,145</b>					<b>299,145</b>

Funding Sources	2023	2024	2025	2026	2027	2028	2029	2030	2031	2032	Total
Storm Water Utility Fund						27,195					27,195
Pavement Management Fund						271,950					271,950
<b>Total</b>						<b>299,145</b>					<b>299,145</b>

Capital Improvement Program

2023 *thru* 2032

City of Ramsey, Minnesota

Project #	23-STR-016
Project Name	Section 17 Unplatted Street Reconstruction

Department	Street Improvements
Contact	Unassigned
Type	Improvement
Useful Life	60 Years
Category	Street Improvement
Priority	3-Existing Obligation (Med)
Status	Active

Total Cost \$563,063

<b>Description</b>
Reconstruction of 161st Avenue within Section 17 Unplatted

<b>Justification</b>
In accordance with the City's Pavement Management Program, each paved street within the City is scheduled to receive preventative maintenance on a regularly scheduled basis, including reconstruction at the end of its useful life, which is estimated to be 60 years based on the City's predominant sand subgrades.

Expenditures	2023	2024	2025	2026	2027	2028	2029	2030	2031	2032	Total
Improvements Other than Building Cost							563,063				563,063
<b>Total</b>							<b>563,063</b>				<b>563,063</b>

Funding Sources	2023	2024	2025	2026	2027	2028	2029	2030	2031	2032	Total
Storm Water Utility Fund							51,188				51,188
Pavement Management Fund							511,875				511,875
<b>Total</b>							<b>563,063</b>				<b>563,063</b>

# Capital Improvement Program

2023 *thru* 2032

## City of Ramsey, Minnesota

Project #	23-STR-017
Project Name	Alicia Street Reconstruction

Department	Street Improvements
Contact	Unassigned
Type	Improvement
Useful Life	60 Years
Category	Street Improvement
Priority	3-Existing Obligation (Med)
Status	Active

Total Cost \$574,324

<b>Description</b>
Reconstruction of the streets within the Alicia subdivision.

<b>Justification</b>
In accordance with the City's Pavement Management Program, each paved street within the City is scheduled to receive preventative maintenance on a regularly scheduled basis, including reconstruction at the end of its useful life, which is estimated to be 60 years based on the City's predominant sand subgrades.

Expenditures	2023	2024	2025	2026	2027	2028	2029	2030	2031	2032	Total
Improvements Other than Building Cost							574,324				574,324
<b>Total</b>							<b>574,324</b>				<b>574,324</b>

Funding Sources	2023	2024	2025	2026	2027	2028	2029	2030	2031	2032	Total
Storm Water Utility Fund							52,211				52,211
Pavement Management Fund							522,113				522,113
<b>Total</b>							<b>574,324</b>				<b>574,324</b>

Capital Improvement Program

2023 *thru* 2032

City of Ramsey, Minnesota

Project #	23-STR-018
Project Name	Section 07 Unplatted Street Reconstruction

Department	Street Improvements
Contact	Unassigned
Type	Improvement
Useful Life	60 Years
Category	Street Improvement
Priority	3-Existing Obligation (Med)
Status	Active

Total Cost \$91,216

<b>Description</b>
Reconstruction of Tiger Street within Section 07 Unplatted.

<b>Justification</b>
In accordance with the City's Pavement Management Program, each paved street within the City is scheduled to receive preventative maintenance on a regularly scheduled basis, including reconstruction at the end of its useful life, which is estimated to be 60 years based on the City's predominant sand subgrades.

Expenditures	2023	2024	2025	2026	2027	2028	2029	2030	2031	2032	Total
Improvements Other than Building Cost							91,216				91,216
<b>Total</b>							<b>91,216</b>				<b>91,216</b>

Funding Sources	2023	2024	2025	2026	2027	2028	2029	2030	2031	2032	Total
Storm Water Utility Fund							8,292				8,292
Pavement Management Fund							82,924				82,924
<b>Total</b>							<b>91,216</b>				<b>91,216</b>

Capital Improvement Program

2023 *thru* 2032

City of Ramsey, Minnesota

Project #	23-STR-019
Project Name	Menkvelds Country Park Street Reconstruction

Department	Street Improvements
Contact	Unassigned
Type	Improvement
Useful Life	60 Years
Category	Street Improvement
Priority	3-Existing Obligation (Med)
Status	Active

Total Cost \$614,460

<b>Description</b>
Reconstruction of the streets within the Menkveld's Country Park subdivision

<b>Justification</b>
In accordance with the City's Pavement Management Program, each paved street within the City is scheduled to receive preventative maintenance on a regularly scheduled basis, including reconstruction at the end of its useful life, which is estimated to be 60 years based on the City's predominant sand subgrades.

Expenditures	2023	2024	2025	2026	2027	2028	2029	2030	2031	2032	Total
Improvements Other than Building Cost							614,460				614,460
<b>Total</b>							<b>614,460</b>				<b>614,460</b>

Funding Sources	2023	2024	2025	2026	2027	2028	2029	2030	2031	2032	Total
Storm Water Utility Fund							55,860				55,860
Pavement Management Fund							558,600				558,600
<b>Total</b>							<b>614,460</b>				<b>614,460</b>

Capital Improvement Program

2023 *thru* 2032

City of Ramsey, Minnesota

Project #	23-STR-020
Project Name	Sunfish Square 1st & 2nd Street Reconstruction

Department	Street Improvements
Contact	Unassigned
Type	Improvement
Useful Life	60 Years
Category	Street Improvement
Priority	3-Existing Obligation (Med)
Status	Active

Total Cost \$590,205

<b>Description</b>
Reconstruction of the streets within the Sunfish Square 1st & 2nd subdivision

<b>Justification</b>
In accordance with the City's Pavement Management Program, each paved street within the City is scheduled to receive preventative maintenance on a regularly scheduled basis, including reconstruction at the end of its useful life, which is estimated to be 60 years based on the City's predominant sand subgrades.

Expenditures	2023	2024	2025	2026	2027	2028	2029	2030	2031	2032	Total
Improvements Other than Building Cost							590,205				590,205
<b>Total</b>							<b>590,205</b>				<b>590,205</b>

Funding Sources	2023	2024	2025	2026	2027	2028	2029	2030	2031	2032	Total
Storm Water Utility Fund							53,655				53,655
Pavement Management Fund							536,550				536,550
<b>Total</b>							<b>590,205</b>				<b>590,205</b>

# Capital Improvement Program

2023 *thru* 2032

## City of Ramsey, Minnesota

Project #	23-STR-021
Project Name	River Bluffs Street Reconstruction

Department	Street Improvements
Contact	Unassigned
Type	Improvement
Useful Life	60 Years
Category	Street Improvement
Priority	3-Existing Obligation (Med)
Status	Active

Total Cost \$161,700

<b>Description</b>
Reconstruction of 153rd Avenue between Roanoke Street and Oneida Street within the River Bluffs subdivision.

<b>Justification</b>
In accordance with the City's Pavement Management Program, each paved street within the City is scheduled to receive preventative maintenance on a regularly scheduled basis, including reconstruction at the end of its useful life, which is estimated to be 60 years based on the City's predominant sand subgrades.

Expenditures	2023	2024	2025	2026	2027	2028	2029	2030	2031	2032	Total
Improvements Other than Building Cost								161,700			161,700
<b>Total</b>								<b>161,700</b>			<b>161,700</b>

Funding Sources	2023	2024	2025	2026	2027	2028	2029	2030	2031	2032	Total
Storm Water Utility Fund								14,700			14,700
Pavement Management Fund								147,000			147,000
<b>Total</b>								<b>161,700</b>			<b>161,700</b>

Capital Improvement Program

2023 *thru* 2032

City of Ramsey, Minnesota

Project #	23-STR-022
Project Name	Section 24 Unplatted Street Reconstruction

Department	Street Improvements
Contact	Unassigned
Type	Improvement
Useful Life	60 Years
Category	Street Improvement
Priority	3-Existing Obligation (Med)
Status	Active

Total Cost \$239,316

<b>Description</b>
Reconstruction of Xkimo Street within Section 24 Unplatted

<b>Justification</b>
In accordance with the City's Pavement Management Program, each paved street within the City is scheduled to receive preventative maintenance on a regularly scheduled basis, including reconstruction at the end of its useful life, which is estimated to be 60 years based on the City's predominant sand subgrades.

Expenditures	2023	2024	2025	2026	2027	2028	2029	2030	2031	2032	Total
Improvements Other than Building Cost								239,316			239,316
<b>Total</b>								<b>239,316</b>			<b>239,316</b>

Funding Sources	2023	2024	2025	2026	2027	2028	2029	2030	2031	2032	Total
Storm Water Utility Fund								21,756			21,756
Pavement Management Fund								217,560			217,560
<b>Total</b>								<b>239,316</b>			<b>239,316</b>

Capital Improvement Program

2023 *thru* 2032

City of Ramsey, Minnesota

Project #	23-STR-023
Project Name	Woodlawn Estates Street Reconstruction

Department	Street Improvements
Contact	Unassigned
Type	Improvement
Useful Life	60 Years
Category	Street Improvement
Priority	3-Existing Obligation (Med)
Status	Active

Total Cost \$990,990

<b>Description</b>
Reconstruction of the streets within the Woodlawn Estates subdivision.

<b>Justification</b>
In accordance with the City's Pavement Management Program, each paved street within the City is scheduled to receive preventative maintenance on a regularly scheduled basis, including reconstruction at the end of its useful life, which is estimated to be 60 years based on the City's predominant sand subgrades.

Expenditures	2023	2024	2025	2026	2027	2028	2029	2030	2031	2032	Total
Improvements Other than Building Cost								990,990			990,990
<b>Total</b>								<b>990,990</b>			<b>990,990</b>

Funding Sources	2023	2024	2025	2026	2027	2028	2029	2030	2031	2032	Total
Storm Water Utility Fund								90,090			90,090
Pavement Management Fund								900,900			900,900
<b>Total</b>								<b>990,990</b>			<b>990,990</b>

Capital Improvement Program

2023 *thru* 2032

City of Ramsey, Minnesota

Project #	23-STR-024
Project Name	Section 15 Unplatted Street Reconstruction

Department	Street Improvements
Contact	Unassigned
Type	Improvement
Useful Life	60 Years
Category	Street Improvement
Priority	3-Existing Obligation (Med)
Status	Active

Total Cost \$1,015,476

<b>Description</b>
Reconstruction of the streets within Section 15 Unplatted, north of Nowthen Boulevard.

<b>Justification</b>
In accordance with the City's Pavement Management Program, each paved street within the City is scheduled to receive preventative maintenance on a regularly scheduled basis, including reconstruction at the end of its useful life, which is estimated to be 60 years based on the City's predominant sand subgrades.

Expenditures	2023	2024	2025	2026	2027	2028	2029	2030	2031	2032	Total
Improvements Other than Building Cost									1,015,476		1,015,476
<b>Total</b>									<b>1,015,476</b>		<b>1,015,476</b>

Funding Sources	2023	2024	2025	2026	2027	2028	2029	2030	2031	2032	Total
Storm Water Utility Fund									92,316		92,316
Pavement Management Fund									923,160		923,160
<b>Total</b>									<b>1,015,476</b>		<b>1,015,476</b>

Capital Improvement Program

2023 *thru* 2032

City of Ramsey, Minnesota

Project #	23-STR-025
Project Name	MSA - Alpine Drive (CSAH 5/TH 47) Reconstruction

Department	Street Improvements
Contact	Unassigned
Type	Improvement
Useful Life	60 Years
Category	Street Improvement
Priority	3-Existing Obligation (Med)
Status	Active

Total Cost \$565,950

<b>Description</b>
Reconstruction of MSA Alpine Drive between CSAH 5 and TH 47.

<b>Justification</b>
In accordance with the City's Pavement Management Program, each paved street within the City is scheduled to receive preventative maintenance on a regularly scheduled basis, including reconstruction at the end of its useful life, which is estimated to be 60 years based on the City's predominant sand subgrades.

Expenditures	2023	2024	2025	2026	2027	2028	2029	2030	2031	2032	Total
Improvements Other than Building Cost										565,950	565,950
<b>Total</b>										<b>565,950</b>	<b>565,950</b>

Funding Sources	2023	2024	2025	2026	2027	2028	2029	2030	2031	2032	Total
MSA										514,500	514,500
Storm Water Utility Fund										51,450	51,450
<b>Total</b>										<b>565,950</b>	<b>565,950</b>

Capital Improvement Program

2023 *thru* 2032

City of Ramsey, Minnesota

Project #	23-STR-026
Project Name	MSA - Alpine Drive (CR 57/CSAH 5) Reconstruction

Department	Street Improvements
Contact	Unassigned
Type	Improvement
Useful Life	60 Years
Category	Street Improvement
Priority	3-Existing Obligation (Med)
Status	Active

Total Cost \$474,994

<b>Description</b>
Reconstruction of MSA Alpine Drive between CR 57 and CSAH 5

<b>Justification</b>
In accordance with the City's Pavement Management Program, each paved street within the City is scheduled to receive preventative maintenance on a regularly scheduled basis, including reconstruction at the end of its useful life, which is estimated to be 60 years based on the City's predominant sand subgrades.

Expenditures	2023	2024	2025	2026	2027	2028	2029	2030	2031	2032	Total	
Improvements Other than Building Cost										474,994	474,994	
<b>Total</b>	<hr/>										<b>474,994</b>	<b>474,994</b>

Funding Sources	2023	2024	2025	2026	2027	2028	2029	2030	2031	2032	Total	
MSA										431,813	431,813	
Storm Water Utility Fund										43,181	43,181	
<b>Total</b>	<hr/>										<b>474,994</b>	<b>474,994</b>

Capital Improvement Program

2023 *thru* 2032

City of Ramsey, Minnesota

Project #	23-STR-027
Project Name	MSA-Jaspar Street (Sunwood Drive/McKinley Street)

Department	Street Improvements
Contact	Unassigned
Type	Improvement
Useful Life	60 Years
Category	Street Improvement
Priority	3-Existing Obligation (Med)
Status	Active

Total Cost \$424,463

<b>Description</b>
Reconstruction of MSA Jaspar Street between Sunwood Drive and McKinley Street

<b>Justification</b>
In accordance with the City's Pavement Management Program, each paved street within the City is scheduled to receive preventative maintenance on a regularly scheduled basis, including reconstruction at the end of its useful life, which is estimated to be 60 years based on the City's predominant sand subgrades.

Expenditures	2023	2024	2025	2026	2027	2028	2029	2030	2031	2032	Total	
Improvements Other than Building Cost										424,463	424,463	
<b>Total</b>	<hr/>										<b>424,463</b>	<b>424,463</b>

Funding Sources	2023	2024	2025	2026	2027	2028	2029	2030	2031	2032	Total	
MSA										385,875	385,875	
Storm Water Utility Fund										38,588	38,588	
<b>Total</b>	<hr/>										<b>424,463</b>	<b>424,463</b>

Capital Improvement Program

2023 *thru* 2032

City of Ramsey, Minnesota

Project #	23-STR-028
Project Name	Deerwood Street Reconstruction

Department	Street Improvements
Contact	Unassigned
Type	Improvement
Useful Life	60 Years
Category	Street Improvement
Priority	3-Existing Obligation (Med)
Status	Active

Total Cost \$763,224

<b>Description</b>
Reconstruction of the streets within the Deerwood subdivision

<b>Justification</b>
In accordance with the City's Pavement Management Program, each paved street within the City is scheduled to receive preventative maintenance on a regularly scheduled basis, including reconstruction at the end of its useful life, which is estimated to be 60 years based on the City's predominant sand subgrades.

Expenditures	2023	2024	2025	2026	2027	2028	2029	2030	2031	2032	Total
Improvements Other than Building Cost										763,224	763,224
<b>Total</b>										<b>763,224</b>	<b>763,224</b>

Funding Sources	2023	2024	2025	2026	2027	2028	2029	2030	2031	2032	Total
Storm Water Utility Fund										69,384	69,384
Pavement Management Fund										693,840	693,840
<b>Total</b>										<b>763,224</b>	<b>763,224</b>

Capital Improvement Program

2023 *thru* 2032

City of Ramsey, Minnesota

Project #	23-STR-029
Project Name	Echo Ridge Street Reconstruction

Department	Street Improvements
Contact	Unassigned
Type	Improvement
Useful Life	60 Years
Category	Street Improvement
Priority	3-Existing Obligation (Med)
Status	Active

Total Cost \$155,232

<b>Description</b>
Reconstruction of 177th Avenue within Echo Ridge subdivision and Section 02 Unplatted

<b>Justification</b>
In accordance with the City's Pavement Management Program, each paved street within the City is scheduled to receive preventative maintenance on a regularly scheduled basis, including reconstruction at the end of its useful life, which is estimated to be 60 years based on the City's predominant sand subgrades.

Expenditures	2023	2024	2025	2026	2027	2028	2029	2030	2031	2032	Total
Improvements Other than Building Cost										155,232	155,232
<b>Total</b>										<b>155,232</b>	<b>155,232</b>

Funding Sources	2023	2024	2025	2026	2027	2028	2029	2030	2031	2032	Total
Storm Water Utility Fund										14,112	14,112
Pavement Management Fund										141,120	141,120
<b>Total</b>										<b>155,232</b>	<b>155,232</b>

Capital Improvement Program

2023 *thru* 2032

City of Ramsey, Minnesota

Project #	23-STR-030
Project Name	Northfork Lake Street Reconstruction

Department	Street Improvements
Contact	Unassigned
Type	Improvement
Useful Life	60 Years
Category	Street Improvement
Priority	3-Existing Obligation (Med)
Status	Active

Total Cost \$429,660

<b>Description</b>
Reconstruction of the streets within the Northfork Lake subdivision.

<b>Justification</b>
In accordance with the City's Pavement Management Program, each paved street within the City is scheduled to receive preventative maintenance on a regularly scheduled basis, including reconstruction at the end of its useful life, which is estimated to be 60 years based on the City's predominant sand subgrades.

Expenditures	2023	2024	2025	2026	2027	2028	2029	2030	2031	2032	Total
Improvements Other than Building Cost										429,660	429,660
<b>Total</b>										<b>429,660</b>	<b>429,660</b>

Funding Sources	2023	2024	2025	2026	2027	2028	2029	2030	2031	2032	Total
Storm Water Utility Fund										39,060	39,060
Pavement Management Fund										390,600	390,600
<b>Total</b>										<b>429,660</b>	<b>429,660</b>

Capital Improvement Program

2023 *thru* 2032

City of Ramsey, Minnesota

Project #	23-STR-031
Project Name	Northfork Oaks 2nd Street Reconstruction

Department	Street Improvements
Contact	Unassigned
Type	Improvement
Useful Life	60 Years
Category	Street Improvement
Priority	3-Existing Obligation (Med)
Status	Active

Total Cost \$374,220

<b>Description</b>
Reconstruction of the streets within the Northfork Oaks 2nd subdivision

<b>Justification</b>
In accordance with the City's Pavement Management Program, each paved street within the City is scheduled to receive preventative maintenance on a regularly scheduled basis, including reconstruction at the end of its useful life, which is estimated to be 60 years based on the City's predominant sand subgrades.

Expenditures	2023	2024	2025	2026	2027	2028	2029	2030	2031	2032	Total
Improvements Other than Building Cost										374,220	374,220
<b>Total</b>										<b>374,220</b>	<b>374,220</b>

Funding Sources	2023	2024	2025	2026	2027	2028	2029	2030	2031	2032	Total
Storm Water Utility Fund										34,020	34,020
Pavement Management Fund										340,200	340,200
<b>Total</b>										<b>374,220</b>	<b>374,220</b>

Capital Improvement Program

2023 *thru* 2032

City of Ramsey, Minnesota

Project #	23-STR-032
Project Name	Northfork Oaks 3rd Street Reconstruction

Department	Street Improvements
Contact	Unassigned
Type	Improvement
Useful Life	60 Years
Category	Street Improvement
Priority	3-Existing Obligation (Med)
Status	Active

Total Cost \$595,980

<b>Description</b>
Reconstruction of the streets within the Northfork Oaks 3rd subdivision

<b>Justification</b>
In accordance with the City's Pavement Management Program, each paved street within the City is scheduled to receive preventative maintenance on a regularly scheduled basis, including reconstruction at the end of its useful life, which is estimated to be 60 years based on the City's predominant sand subgrades.

Expenditures	2023	2024	2025	2026	2027	2028	2029	2030	2031	2032	Total
Improvements Other than Building Cost										595,980	595,980
<b>Total</b>										<b>595,980</b>	<b>595,980</b>

Funding Sources	2023	2024	2025	2026	2027	2028	2029	2030	2031	2032	Total
Storm Water Utility Fund										54,180	54,180
Pavement Management Fund										541,800	541,800
<b>Total</b>										<b>595,980</b>	<b>595,980</b>

Capital Improvement Program

2023 *thru* 2032

City of Ramsey, Minnesota

Project #	23-STR-033
Project Name	Brookview Estates Street Reconstruction

Department	Street Improvements
Contact	
Type	Improvement
Useful Life	60 Years
Category	Street Improvement
Priority	3-Existing Obligation (Med)
Status	Active

Total Cost \$566,966

<b>Description</b>
Reconstruction of the streets within the Brookview Estates subdivision.

<b>Justification</b>
In accordance with the City's Pavement Management Program, each paved street within the City is scheduled to receive preventative maintenance on a regularly scheduled basis, including reconstruction at the end of its useful life, which is estimated to be 60 years based on the City's predominant sand subgrades.

Expenditures	2023	2024	2025	2026	2027	2028	2029	2030	2031	2032	Total
Improvements Other than Building Cost										566,966	566,966
<b>Total</b>										<b>566,966</b>	<b>566,966</b>

Funding Sources	2023	2024	2025	2026	2027	2028	2029	2030	2031	2032	Total
Storm Water Utility Fund										51,542	51,542
Pavement Management Fund										515,424	515,424
<b>Total</b>										<b>566,966</b>	<b>566,966</b>

Capital Improvement Program

2023 *thru* 2032

City of Ramsey, Minnesota

Project #	19-STLT-001
Project Name	Bunker Lake Blvd & Puma Street Lights

Department	Street Light Utility
Contact	
Type	Improvement
Useful Life	20
Category	Street Light Utility Improvement
Priority	2-New Addition (High)
Status	Active

Description	Total Cost \$100,000
Construct minimal street lighting improvements along reconstructed segments of Bunker Lake Boulevard and Puma Street, west of Armstrong Boulevard.	

Justification
The new sections of Bunker Lake Boulevard and Puma Street serve Riverstone and Northfork Meadows development residents and the West Business Park businesses. Street lighting improvements will increase safety for the traveling public.

Expenditures	2023	2024	2025	2026	2027	2028	2029	2030	2031	2032	Total
Improvements Other than Building Cost		100,000									100,000
<b>Total</b>		<b>100,000</b>									<b>100,000</b>

Funding Sources	2023	2024	2025	2026	2027	2028	2029	2030	2031	2032	Total
Street Light Utility Fund		100,000									100,000
<b>Total</b>		<b>100,000</b>									<b>100,000</b>

Capital Improvement Program

2023 *thru* 2032

City of Ramsey, Minnesota

Project #	19-STLT-002
Project Name	Riverdale Drive Street Lights

Department	Street Light Utility
Contact	
Type	Improvement
Useful Life	20
Category	Street Light Utility Improvement
Priority	2-New Addition (High)
Status	Active

Total Cost \$150,000

<b>Description</b>
Construct minimal street lighting improvements along the unlit sections of Riverdale Drive between Ramsey Boulevard & Llama Street.

<b>Justification</b>
Riverdale Drive between Ramsey Boulevard and Llama Street serves as a frontage road to Highway 10. Street lighting improvements will increase safety for the traveling public.

Expenditures	2023	2024	2025	2026	2027	2028	2029	2030	2031	2032	Total
Improvements Other than Building Cost	150,000										150,000
<b>Total</b>	<b>150,000</b>										<b>150,000</b>

Funding Sources	2023	2024	2025	2026	2027	2028	2029	2030	2031	2032	Total
Street Light Utility Fund	150,000										150,000
<b>Total</b>	<b>150,000</b>										<b>150,000</b>

Capital Improvement Program

2023 *thru* 2032

City of Ramsey, Minnesota

Project #	04-WTR-017
Project Name	Water Treatment Facility

Department	Water Utility
Contact	
Type	Buildings
Useful Life	50 Years
Category	Water Utility Improvement
Priority	2-New Addition (High)
Status	Active

Total Cost \$47,600,000

Description

This project anticipates the construction of a 10 MGD ground water treatment plant and construction of trunk watermain improvements to connect existing groundwater wells to the centralized water treatment plant and remove on site chemical injection infrastructure.

Justification

In the 2012 Bolton & Menk Comprehensive Water System Study a surface water treatment facility was identified as a means of centrally treating the municipal water supply. This was intended to treat raw water from the Mississippi River. After discussions with regulatory agencies, it was determined that there was the potential to provide more water to the system through the addition of wells. In the 2017 report the surface water treatment facility was replaced with a groundwater treatment facility to provide water quality. The construction schedule of the facility is being driven by the need to remove Manganese to concentrations below 100 parts per billion (PPB). The water treatment facility is being depicted as being constructed in 2023 and 2025. The Centralized Water Treatment Facility Study was completed in 2020. Construction plans were completed in 2022, Engineers cost estimates based on plans total \$47.6 million.

Expenditures	2023	2024	2025	2026	2027	2028	2029	2030	2031	2032	Total
Building Cost/Construction	12,000,000	24,000,000	11,600,000								47,600,000
<b>Total</b>	<b>12,000,000</b>	<b>24,000,000</b>	<b>11,600,000</b>								<b>47,600,000</b>

Funding Sources	2023	2024	2025	2026	2027	2028	2029	2030	2031	2032	Total
Sewer Utility Fund		6,000,000	5,000,000								11,000,000
Water Utility Fund		16,000,000	6,600,000								22,600,000
GO Revenue Bonding	12,000,000	2,000,000									14,000,000
<b>Total</b>	<b>12,000,000</b>	<b>24,000,000</b>	<b>11,600,000</b>								<b>47,600,000</b>

Capital Improvement Program

2023 *thru* 2032

City of Ramsey, Minnesota

Project #	11-WTR-003
Project Name	Fire Station #1 Extension of Water

Department	Water Utility
Contact	
Type	Improvement
Useful Life	50 Years
Category	Water Utility Improvement
Priority	2-New Addition (High)
Status	Active

<b>Description</b>	Total Cost \$12,000
Watermain was extended to Fire Station #1 property with Lunwood Townhome development. This project will extend 6" watermain to Fire Station #1.	
Related Project 12-SEW-002 \$15,000	
Total Project Cost \$27,000	

<b>Justification</b>
Treated water is currently at the west end of parking lot on the property. This extension would allow for the installation of a sprinkler system within the building while also improving water quality inside of the building. The current well would be used for irrigation on the site.
Trunk charges are waived for public buildings.

Expenditures	2023	2024	2025	2026	2027	2028	2029	2030	2031	2032	Total
Improvements Other than Building Cost	12,000										12,000
<b>Total</b>	<b>12,000</b>										<b>12,000</b>

Funding Sources	2023	2024	2025	2026	2027	2028	2029	2030	2031	2032	Total
Water Utility Fund	12,000										12,000
<b>Total</b>	<b>12,000</b>										<b>12,000</b>

Capital Improvement Program

2023 *thru* 2032

City of Ramsey, Minnesota

Project #	14-WTR-001
Project Name	Refurbish Water Tower #2

Department	Water Utility
Contact	Unassigned
Type	Improvement
Useful Life	15
Category	Water Utility Improvement
Priority	1-Existing Obligation (High)
Status	Active

Total Cost \$1,020,000

<b>Description</b>
Interior and exterior coatings at water tower #2.

<b>Justification</b>
Ongoing maintenance of interior and exterior coatings on 1.5mg water tower to include inspections. Project will be scheduled after full inspection of tower.

Expenditures	2023	2024	2025	2026	2027	2028	2029	2030	2031	2032	Total
Improvements Other than Building Cost	20,000			1,000,000							1,020,000
<b>Total</b>	<b>20,000</b>			<b>1,000,000</b>							<b>1,020,000</b>

Funding Sources	2023	2024	2025	2026	2027	2028	2029	2030	2031	2032	Total
Water Utility Fund	20,000			1,000,000							1,020,000
<b>Total</b>	<b>20,000</b>			<b>1,000,000</b>							<b>1,020,000</b>

Capital Improvement Program

2023 *thru* 2032

City of Ramsey, Minnesota

Project #	14-WTR-002
Project Name	Refurbish Water Tower #1

Department	Water Utility
Contact	Unassigned
Type	Improvement
Useful Life	15
Category	Water Utility Improvement
Priority	3-Existing Obligation (Med)
Status	Active

Total Cost \$770,000

<b>Description</b>
Interior and exterior coatings at water tower #1.

<b>Justification</b>
Ongoing maintenance of interior and exterior coatings on 0.5mg water tower to include inspections. Project will be scheduled after full inspection of tower.

Expenditures	2023	2024	2025	2026	2027	2028	2029	2030	2031	2032	Total
Improvements Other than Building Cost		20,000			750,000						770,000
<b>Total</b>		<b>20,000</b>			<b>750,000</b>						<b>770,000</b>

Funding Sources	2023	2024	2025	2026	2027	2028	2029	2030	2031	2032	Total
Water Utility Fund		20,000			750,000						770,000
<b>Total</b>		<b>20,000</b>			<b>750,000</b>						<b>770,000</b>

Capital Improvement Program

2023 *thru* 2032

City of Ramsey, Minnesota

Project #	16-WTR-002
Project Name	Construct Well #9 and Pumphouse #5

Department	Water Utility
Contact	
Type	Improvement
Useful Life	50 Years
Category	Water Utility Improvement
Priority	5-Opportunity/Unfunded/Placeholder
Status	Active

Total Cost \$1,150,000

<b>Description</b>
Construct new municipal groundwater supply well with supporting pumphouse. A study will be conducted in 2022 to determine a desirable site - \$50,000 est.

<b>Justification</b>
This project will provide a ninth municipal groundwater well with pumphouse. As the City of Ramsey continues to grow, two additional wells will be needed by 2040.

Expenditures	2023	2024	2025	2026	2027	2028	2029	2030	2031	2032	Total
Improvements Other than Building Cost	50,000		1,100,000								1,150,000
<b>Total</b>	<b>50,000</b>		<b>1,100,000</b>								<b>1,150,000</b>

Funding Sources	2023	2024	2025	2026	2027	2028	2029	2030	2031	2032	Total
Water Utility Fund	50,000		1,100,000								1,150,000
<b>Total</b>	<b>50,000</b>		<b>1,100,000</b>								<b>1,150,000</b>



# **CASH FLOW PROJECTIONS**



**Business Revolving Loan Fund**

	<u>Actual 2021</u>	<u>Projected 2022</u>	<u>Projected 2023</u>	<u>Projected 2024</u>	<u>Projected 2025</u>	<u>Projected 2026</u>	<u>Projected 2027</u>	<u>Projected 2028</u>	<u>Projected 2029</u>	<u>Projected 2030</u>	<u>Projected 2031</u>	<u>Projected 2032</u>
FUND BALANCE, Beginning of Year	355,077	353,274	355,040	356,815	360,384	363,987	367,627	371,303	375,017	378,767	382,554	386,380
REVENUES:												
StoneBrook- Prn												
StoneBrook- Int												
Interest Earnings	(1,803)	1,766	1,775	3,568	3,604	3,640	3,676	3,713	3,750	3,788	3,826	3,864
Total Revenues	(1,803)	1,766	1,775	3,568	3,604	3,640	3,676	3,713	3,750	3,788	3,826	3,864
EXPENDITURES:												
Total Expenditures	-	-	-	-	-	-	-	-	-	-	-	-
Increase (Decrease) in Cash	(1,803)	1,766	1,775	3,568	3,604	3,640	3,676	3,713	3,750	3,788	3,826	3,864
<b>FUND BALANCE, End of Year</b>	<b>353,274</b>	<b>355,040</b>	<b>356,815</b>	<b>360,384</b>	<b>363,987</b>	<b>367,627</b>	<b>371,303</b>	<b>375,017</b>	<b>378,767</b>	<b>382,554</b>	<b>386,380</b>	<b>390,244</b>

**CAPITAL MAINTENANCE FUND - 9810**

	<u>Actual 2021</u>	<u>Projected 2022</u>	<u>Projected 2023</u>	<u>Projected 2024</u>	<u>Projected 2025</u>	<u>Projected 2026</u>	<u>Projected 2027</u>	<u>Projected 2028</u>	<u>Projected 2029</u>	<u>Projected 2030</u>	<u>Projected 2031</u>	<u>Projected 2032</u>
FUND BALANCE, Beginning of Year	1,330,217	1,358,485	1,115,988	526,568	446,833	381,302	315,115	248,266	180,748	112,556	43,682	(25,882)
REVENUES:												
Excess Revenue Transfer (Year End)	122,940	-	-	-	-	-	-	-	-	-	-	-
Interest Earnings	(6,644)	6,792	5,580	5,266	4,468	3,813	3,151	2,483	1,807	1,126	437	(259)
Total Revenues	116,296	6,792	5,580	5,266	4,468	3,813	3,151	2,483	1,807	1,126	437	(259)
EXPENDITURES:												
Repair/Replace City Hall Exterior Lighting			40,000									
Central Park Main Parking Lot Reconstruction			340,000									
Riversbend Monument Sign replace		16,580										
City Hall Landscaping			75,000									
Reseal Police Department Floor		5,000										
Resurface Fire #1 Floor/Apparatus Bay		29,710										
Repair/Replace Flat Roof Areas at Fire Station #1			15,000									
Replace City Hall Carpeting			15,000									
Lake Itasca Boardwalk		138,000										
Replace bad caulking City Hall			15,000									
Replace Bad Counter tops city hall				15,000								
Sprinker Fire Station #1			25,000									
Park Trail Patching	60,000	60,000	70,000	70,000	70,000	70,000	70,000	70,000	70,000	70,000	70,000	70,000
Park Maint	28,028											
Total Expenditures	88,028	249,290	595,000	85,000	70,000	70,000	70,000	70,000	70,000	70,000	70,000	70,000
Increase (Decrease) in Cash	28,268	(242,498)	(589,420)	(79,734)	(65,532)	(66,187)	(66,849)	(67,517)	(68,193)	(68,874)	(69,563)	(70,259)
<b>CASH/FUND BALANCE, End of Year</b>	<b>1,358,485</b>	<b>1,115,988</b>	<b>526,568</b>	<b>446,833</b>	<b>381,302</b>	<b>315,115</b>	<b>248,266</b>	<b>180,748</b>	<b>112,556</b>	<b>43,682</b>	<b>(25,882)</b>	<b>(96,140)</b>

**EQUIPMENT REVOLVING FUND #9234**

	<u>Actual 2021</u>	<u>Projected 2022</u>	<u>Projected 2023</u>	<u>Projected 2024</u>	<u>Projected 2025</u>	<u>Projected 2026</u>	<u>Projected 2027</u>	<u>Projected 2028</u>	<u>Projected 2029</u>	<u>Projected 2030</u>	<u>Projected 2031</u>	<u>Projected 2032</u>
FUND BALANCE, Beginning of Year	752,437	794,055	218,888	27,910	28,189	28,471	28,756	29,043	29,334	29,627	29,923	30,222
REVENUES:												
Transfers from General Fund:												
Excess Revenue	122,940	-	-	-	-	-	-	-	-	-	-	-
QCTV Funds	20,000	35,000										
Interest Earnings	(3,923)	3,970	1,094	279	282	285	288	290	293	296	299	302
Total Revenues	139,018	38,970	1,094	279	282	285	288	290	293	296	299	302
EXPENDITURES:												
Capital Outlay:												
General Government		560,057	192,073									
Fire Generator	23,025											
Fire Truck from 2020	49,131											
Server costs remaining from 2019 budget												
Improvements with qctv funds	25,243	19,080										
Total Expenditures	97,400	579,137	192,073	-	-	-	-	-	-	-	-	-
Increase (Decrease) in Cash	41,618	(540,166)	(190,979)	279	282	285	288	290	293	296	299	302
Reserved for QCTV Funding Purcha	48,899	64,819										
<b>FUND BALANCE, End of Year</b>	<b>794,055</b>	<b>218,888</b>	<b>27,910</b>	<b>28,189</b>	<b>28,471</b>	<b>28,756</b>	<b>29,043</b>	<b>29,334</b>	<b>29,627</b>	<b>29,923</b>	<b>30,222</b>	<b>30,525</b>

**FACILITY FUND #9412**

	<u>Actual 2021</u>	<u>Projected 2022</u>	<u>Projected 2023</u>	<u>Projected 2024</u>	<u>Projected 2025</u>	<u>Projected 2026</u>	<u>Projected 2027</u>	<u>Projected 2028</u>	<u>Projected 2029</u>	<u>Projected 2030</u>	<u>Projected 2031</u>	<u>Projected 2032</u>
FUND BALANCE, Beginning of Year	838,246	857,884	655,625	658,903	665,492	672,147	678,869	685,657	692,514	699,439	706,433	713,498
REVENUES:												
Excess Revenue Transfer (Year Enc	40,980	-	-	-	-	-	-	-	-	-	-	-
Municipal Center Land Sale												
Interest Earnings	(4,334)	4,289	3,278	6,589	6,655	6,721	6,789	6,857	6,925	6,994	7,064	7,135
Total Revenues	36,647	4,289	3,278	6,589	6,655	6,721	6,789	6,857	6,925	6,994	7,064	7,135
EXPENDITURES:												
PW Campus												
Fire Station #1 Storage Building		20,000										
Fire Station Carpeting & Panels		20,000										
Fire Station #1 Cabling	13,034											
Muni Center & Fire Door Access		36,883										
Fire Station #1 Parking Lot-on 7-2C	3,975	129,665										
City Signs-Cor & ramsey Blvd												
Old Town Hall Reroof												
Total Expenditures	17,009	206,548	-	-	-	-	-	-	-	-	-	-
Increase (Decrease) in Cash	19,637	(202,259)	3,278	6,589	6,655	6,721	6,789	6,857	6,925	6,994	7,064	7,135
<b>CASH BALANCE, End of Year</b>	<b>857,884</b>	<b>655,625</b>	<b>658,903</b>	<b>665,492</b>	<b>672,147</b>	<b>678,869</b>	<b>685,657</b>	<b>692,514</b>	<b>699,439</b>	<b>706,433</b>	<b>713,498</b>	<b>720,633</b>
PW Loan Balance	296,713	258,148	218,811	178,687	137,761	96,016	53,436					
<b>FUND BALANCE, End of Year</b>	<b>561,171</b>	<b>397,477</b>	<b>440,092</b>	<b>486,805</b>	<b>534,386</b>	<b>582,853</b>	<b>632,221</b>	<b>692,514</b>	<b>699,439</b>	<b>706,433</b>	<b>713,498</b>	<b>720,633</b>

**FLEET VEHICLE FUND - 0297**

	<u>Actual 2021</u>	<u>Projected 2022</u>	<u>Projected 2023</u>	<u>Projected 2024</u>	<u>Projected 2025</u>	<u>Projected 2026</u>	<u>Projected 2027</u>	<u>Projected 2028</u>	<u>Projected 2029</u>	<u>Projected 2030</u>	<u>Projected 2031</u>	<u>Projected 2032</u>
FUND BALANCE, Beginning of Year	84,141	130,584	135,284	30,974	30,974	30,974	30,974	30,974	30,974	30,974	30,974	30,974
REVENUES:												
Sale of Vehicles-Auction	46,443	22,500										
Total Revenues	46,443	22,500	-	-	-	-	-	-	-	-	-	-
EXPENDITURES:												
Replace 2006 Impala #407			29,000									
Replac 2010 Chev Silverado #676			75,310									
Ford Explorer \$32K total cost)		17,800										
Total Expenditures	-	17,800	104,310	-	-	-	-	-	-	-	-	-
Increase (Decrease) in Cash	46,443	4,700	(104,310)	-	-	-	-	-	-	-	-	-
<b>CASH/FUND BALANCE, End of Year</b>	<b>130,584</b>	<b>135,284</b>	<b>30,974</b>	<b>30,974</b>	<b>30,974</b>	<b>30,974</b>	<b>30,974</b>	<b>30,974</b>	<b>30,974</b>	<b>30,974</b>	<b>30,974</b>	<b>30,974</b>

**Landfill Trust Fund #9803**

	Actual 2021	Projected 2022	Projected 2023	Projected 2024	Projected 2025	Projected 2026	Projected 2027	Projected 2028	Projected 2029	Projected 2030	Projected 2031	Projected 2032
Cash Balance												
Beginning Balance	1,063,780	69,563	(1,437)	(1,437)	(1,437)	(1,437)	(1,437)	(1,437)	(1,437)	(1,437)	(1,437)	(1,437)
Interest Earnings	(5,016)	-	-	-	-	-	-	-	-	-	-	-
<b>Total Revenues</b>	<b>(5,016)</b>	<b>-</b>	<b>-</b>	<b>-</b>	<b>-</b>	<b>-</b>	<b>-</b>	<b>-</b>	<b>-</b>	<b>-</b>	<b>-</b>	<b>-</b>
Public Works Campus												
Capital Equipment	(989,201)	(63,000)										
Dog Park Shelter-Alpine Park		(8,000)										
Total Expenditures	(989,201)	(71,000)	-	-	-	-	-	-	-	-	-	-
Increase (decrease) in cash	(994,217)	(71,000)	-	-	-	-	-	-	-	-	-	-
<b>FUND BALANCE, End of Year</b>	<b>69,563</b>	<b>-</b>	<b>(1,437)</b>	<b>-</b>	<b>(1,437)</b>	<b>-</b>	<b>(1,437)</b>	<b>(1,437)</b>	<b>(1,437)</b>	<b>(1,437)</b>	<b>(1,437)</b>	<b>(1,437)</b>

LANDFILL TRUST FUND:

Landfill Sale in 1984 was for \$1,580,770

**LAWFUL GAMBLING FUND #270**

	<u>Actual 2021</u>	<u>Projected 2022</u>	<u>Projected 2023</u>	<u>Projected 2024</u>	<u>Projected 2025</u>	<u>Projected 2026</u>	<u>Projected 2027</u>	<u>Projected 2028</u>	<u>Projected 2029</u>	<u>Projected 2030</u>	<u>Projected 2031</u>	<u>Projected 2032</u>
FUND BALANCE, Beginning of	322,320	419,567	374,946	334,321	293,492	252,460	211,222	169,778	228,127	185,627	94,268	52,696
<b>REVENUES:</b>												
Required Contributions:												
Anoka Area Ice Arena As	28,008	20,000	20,000	20,000	20,000	20,000	20,000	20,000	20,000	20,000	20,000	20,000
Anoka Area Hockey Assn	1,358	2,500	2,500	2,500	2,500	2,500	2,500	2,500	2,500	2,500	2,500	2,500
ARAA	11,144	15,000	15,000	15,000	15,000	15,000	15,000	15,000	15,000	15,000	15,000	15,000
Ramsey Lions Club	92,669	55,000	55,000	55,000	55,000	55,000	55,000	55,000	55,000	55,000	55,000	55,000
Donations	-	-	-	-	-	-	-	-	-	-	-	-
Lions Donation for Building Fund												
Interest Earnings	(1,781)	2,098	1,875	1,672	1,467	1,262	1,056	849	-	1,141	928	471
Miscellaneous	-	-	-	-	-	-	-	-	-	-	-	-
<b>Total Revenues</b>	<b>131,397</b>	<b>94,598</b>	<b>94,375</b>	<b>94,172</b>	<b>93,967</b>	<b>93,762</b>	<b>93,556</b>	<b>93,349</b>	<b>92,500</b>	<b>93,641</b>	<b>93,428</b>	<b>92,971</b>
<b>EXPENDITURES:</b>												
Park Improvement Program												
Ford Brook Playground Equipment												
Field Lighting Central Park										150,000		
Playground Replacement Program		100,600	100,000	100,000	100,000	100,000	100,000		100,000		100,000	100,000
Draw Park Concerts in the	14,150	18,619	15,000	15,000	15,000	15,000	15,000	15,000	15,000	15,000	15,000	15,000
Alexandra House	5,000	5,000	5,000	5,000	5,000	5,000	5,000	5,000	5,000	5,000	5,000	5,000
Youth First	15,000	15,000	15,000	15,000	15,000	15,000	15,000	15,000	15,000	15,000	15,000	15,000
<b>Total Expenditures</b>	<b>34,150</b>	<b>139,219</b>	<b>135,000</b>	<b>135,000</b>	<b>135,000</b>	<b>135,000</b>	<b>135,000</b>	<b>35,000</b>	<b>135,000</b>	<b>185,000</b>	<b>135,000</b>	<b>135,000</b>
Increase (Decrease) in Cash	97,247	(44,621)	(40,625)	(40,828)	(41,033)	(41,238)	(41,444)	58,349	(42,500)	(91,359)	(41,572)	(42,029)
<b>FUND BALANCE, End of Year</b>	<b>419,567</b>	<b>374,946</b>	<b>334,321</b>	<b>293,492</b>	<b>252,460</b>	<b>211,222</b>	<b>169,778</b>	<b>228,127</b>	<b>185,627</b>	<b>94,268</b>	<b>52,696</b>	<b>10,667</b>

**MSA Fund**

	Actual 2021	Projected 2022	Projected 2023	Projected 2024	Projected 2025	Projected 2026	Projected 2027	Projected 2028	Projected 2029	Projected 2030	Projected 2031	Projected 2032
Beginning Balance	3,358,900	3,901,042	3,501,537	2,350,288	1,498,279	1,863,969	3,240,294	3,532,321	3,881,498	3,714,755	3,698,268	3,821,682
Revenues												
Current Year Allocation (Held at State)	1,375,886	1,572,009	1,579,869	1,587,768	1,595,707	1,603,686	1,611,704	1,619,763	1,627,862	1,636,001	1,644,181	1,652,402
TIF Transfer for Variolite St Riverdale Reim from metro municipal agreement												
Interest Earnings	(8,670)	19,505	17,508	23,503	14,983	18,640	32,403	35,323	38,815	37,148	36,983	38,217
TIF Share for Riverdale	166,000											
Total Revenue	<u>4,892,116</u>	<u>5,492,556</u>	<u>5,098,913</u>	<u>3,961,560</u>	<u>3,108,969</u>	<u>3,486,294</u>	<u>4,884,401</u>	<u>5,187,407</u>	<u>5,548,175</u>	<u>5,387,903</u>	<u>5,379,432</u>	<u>5,512,300</u>
Expenditures												
MSA Maintenance (Received from State Held Allocation)	(180,000)	(200,000)	(210,000)	(210,000)	(240,000)	(240,000)	(270,000)	(270,000)	(300,000)	(300,000)	(300,000)	(300,000)
CIP Projects												
MSA Overlays: 2021 See listing in CIP	(175,530)	(8,776)										
MSA Overlays: 2022 See listing in CIP		(63,125)										
MSA Overlays: 2023 See listing in CIP			(190,625)									
167th Avenue Street Recon			(1,680,000)									
Waco to Sunwood Dr Rec		(599,824)										
MSA overlays: 2024 See Listing in CIP				(44,187)								
MSA overlays: 2027 See Listing in CIP							(629,200)					
MSA overlays: 2028 See Listing in CIP								(1,030,909)				
MSA overlays: 2029 See Listing in CIP									(574,875)			
MSA overlays: 2030 See Listing in CIP										(55,125)		
MSA overlays: 2031 See Listing in CIP											(774,375)	
Alpine Drive (TH 47 & Roanoke) Street Recon										(993,510)		
Alpine Drive (Variolite & Ramsey Blvd) Street Recon											(459,375)	
Alpine Drive (Puma CSAH 83)				(741,744)								
Alpine Drive (5/47)												(514,500)
Alpine Drive (cr57/CSAH 5)												(431,813)
161st Avenue Recon			(637,000)									
Riverdale between Llama & Bowers & Capstone/Pearson Proj		(1,025,114)										
Jaspar Street (Sunwood/McKinley)												(385,875)
Juniper Ridge between 156th & Roanoke Street Recon							(375,180)					
Sunwood Drive Recon CR5 Erkium St										(315,000)		
142nd Ave Street Recon							(63,700)					
Hwy 10 & BNSF RR Grade Separation at Ramsey Blvd				(500,000)	(500,000)							
Hwy 10 & BNSF RR Grade Separation at Sunfish Lake				(500,000)	(500,000)							
Recon Xkimo TH47 to 142nd				(439,350)								
Reconstruction of Variolite Street (use TIF 8 for \$200,000 i Concrete Repairs	(108,290)								(954,545)			
Annual MSA Pavement Marking Improvements		(35,000)	(31,000)	(28,000)	(5,000)	(6,000)	(14,000)	(5,000)	(4,000)	(26,000)	(24,000)	(5,000)
Total Expenditures	<u>(991,074)</u>	<u>(1,991,020)</u>	<u>(2,748,625)</u>	<u>(2,463,281)</u>	<u>(1,245,000)</u>	<u>(246,000)</u>	<u>(1,352,080)</u>	<u>(1,305,909)</u>	<u>(1,833,420)</u>	<u>(1,689,635)</u>	<u>(1,557,750)</u>	<u>(1,637,188)</u>
<b>FUND BALANCE, End of Year</b>	<b>3,901,042</b>	<b>3,501,537</b>	<b>2,350,288</b>	<b>1,498,279</b>	<b>1,863,969</b>	<b>3,240,294</b>	<b>3,532,321</b>	<b>3,881,498</b>	<b>3,714,755</b>	<b>3,698,268</b>	<b>3,821,682</b>	<b>3,875,112</b>

Park Improvement Fund													Parks Supplemental CIP 2023-2032 Future
	Actual 2021	Projected 2022	Projected 2023	Projected 2024	Projected 2025	Projected 2026	Projected 2027	Projected 2028	Projected 2029	Projected 2030	Projected 2031	Projected 2032	
Beginning Balance	5,124,797	6,313,263	7,059,331	5,249,628	5,185,876	5,151,805	4,882,564	4,826,977	4,931,112	5,095,767	5,261,246	5,427,553	
<b>Projected Revenue</b>													
Park/Trail Dedications (Averaged Ehlers Study for 2017-2022)	1,116,282	827,652	145,000	145,000	145,000	145,000	145,000	145,000	145,000	145,000	145,000	145,000	
Donations	-	-	-	-	-	-	-	-	-	-	-	-	
MRT reim0-Anoka	126,820												
Interest Earnings	(17,906)	31,566	35,297	26,248	25,929	25,759	24,413	24,135	24,656	25,479	26,306	27,138	
<b>TOTAL REVENUE</b>	<b>1,225,196</b>	<b>859,218</b>	<b>180,297</b>	<b>171,248</b>	<b>170,929</b>	<b>170,759</b>	<b>169,413</b>	<b>169,135</b>	<b>169,656</b>	<b>170,479</b>	<b>171,306</b>	<b>172,138</b>	
<b>CIP Projects</b>													
Alpaca Estates Outlet						(35,000)							
Amphitheater Lighting			(40,000)										
Aeration for Sunfish Lake & The Draw			(40,000)										
Alpine Park Dugout/Shed													
<b>Alpine Park Winter Facilities (Future)</b>													\$ (2,500,000)
Central Park Parking Lot (authorized 10-11-16)													
Central Park Parking Lot			(345,000)										
Disc Golf Course				(50,000)									
Central Park Dugouts													
Draw Park			(1,200,000)										
Grading & Drainage Plan COR Parks Bolton & Menk													
<b>Elmcrest Creek Trail (Future)2027</b>													\$ (800,000)
Elmcrest Park Entrance			(80,000)										
Emerald Pond Pergola													
Elm Crest Cameras													
<b>Lake Itasca Park Parking, Trail &amp; Canoe System</b>													\$ (250,000)
<b>Lake Ramsey Park (Future)</b>													\$ (6,300,000)
Landscape Improvements for Parks	(19,791)	(5,000)	(5,000)	(5,000)	(5,000)	(5,000)	(5,000)	(5,000)	(5,000)	(5,000)	(5,000)	(5,000)	
<b>Mississippi River Park Development (Future)</b>													\$ (750,000)
<b>Mississippi Skyway</b>													\$ (5,600,000)
<b>Municipal Plaza (Future)</b>													\$ (3,700,000)
Northfork Trail Connection			(150,000)										
Observation Boardwalk - Lake Itasca								(60,000)					
Observation Deck-Mississippi				(100,000)									
Off Leash Area			(25,000)										
Riverdale between Llama & Bowers & Capstone/Pearson Proj		(84,150)											
Pickleball Court	(16,939)												
Ramsey Plaza Dirt level													
River's Bend South Shelter Replacement			(75,000)										
Riversbluff Outlaws A Acquisition							(20,000)						
<b>Sixth Community Park (Future)2027</b>													\$ (3,800,000)
Sunfish Lake Phase 2 Parking Lot													
Mississippi River Trail-City Portion - PHASE II													
Mississippi River Trail -Federal] _WEST SECTION(PHASE III)													
Mississippi River Trail - Non Grant Funded (PHASE III)													
Trail Projects			(30,000)	(80,000)	(200,000)	(400,000)	(200,000)						
Tennis Court		(24,000)											
<b>Trott Brook Trail Corridor (Future)</b>													\$ (4,000,000)
<b>Lake Itasca Park Phase I &amp; II (Future)</b>													\$ (1,200,000)
<b>Lake Itasca/COR Greenway (Future)</b>													\$ (1,900,000)
<b>Total CIP Projects (EXPENDITURES)</b>	<b>(36,730)</b>	<b>(113,150)</b>	<b>(1,990,000)</b>	<b>(235,000)</b>	<b>(205,000)</b>	<b>(440,000)</b>	<b>(225,000)</b>	<b>(65,000)</b>	<b>(5,000)</b>	<b>(5,000)</b>	<b>(5,000)</b>	<b>(5,000)</b>	<b>(30,800,000)</b>
<b>FUND BALANCE, End of Year</b>	<b>6,313,263</b>	<b>7,059,331</b>	<b>5,249,628</b>	<b>5,185,876</b>	<b>5,151,805</b>	<b>4,882,564</b>	<b>4,826,977</b>	<b>4,931,112</b>	<b>5,095,767</b>	<b>5,261,246</b>	<b>5,427,553</b>	<b>5,594,690</b>	

Possible Future Projects-Currently Unfunded or not high priority

Pavement Management Fund-9435												
	Actual 2021	Projected 2022	Projected 2023	Projected 2024	Projected 2025	Projected 2026	Projected 2027	Projected 2028	Projected 2029	Projected 2030	Projected 2031	Projected 2032
Beginning Balance	1,504,580	1,706,619	14,622,305	12,679,780	9,193,459	4,577,331	1,557,366	(363,659)	(671,152)	(950,785)	(1,025,970)	(1,578,955)
Special Assessments	12,568	-	-	-	-	-	-	-	-	-	-	-
Franchise Fees - Est	2,071,456	4,859	-	-	-	-	-	-	-	-	-	-
ARPA Funds		1,900,000										
Property Tax Levy(based on 5% Levy increase).(assumes 96%)		1,606,298	1,686,613	1,770,944	1,859,491	1,952,465	2,050,089	2,152,593	2,260,223	2,373,234	2,491,895	2,616,490
Bond Proceeds		11,900,000										
TIF												
From General Fund	300,000											
Sealcoating Fund Closed												
Interest Earnings	(7,170)	8,533	73,112	63,399	45,967	22,887	7,787	(1,818)	(3,356)	(4,754)	(5,130)	(7,895)
Total Revenues	2,376,854	15,419,690	1,759,724	1,834,342	1,905,458	1,975,352	2,057,875	2,150,775	2,256,867	2,368,480	2,486,766	2,608,595
Road Improvements:												
Pavement Management Projects(See CIP listings)	(2,155,414)	(2,467,681)	(3,642,960)	(5,261,373)	(6,462,296)	(4,945,148)	(3,939,936)	(2,426,235)	(2,527,587)	(2,443,665)	(3,039,750)	(2,622,984)
U study Road Funding	(5,000)											
Special Assessment Rebate	(10,673)	(27,143)	(59,290)	(59,290)	(59,290)	(50,169)	(38,964)	(32,033)	(8,913)			
Double Meter Rebate	(821)	(9,180)										
GPR Pavement Eval	(2,908)											
Total Expenditures	(2,174,815)	(2,504,004)	(3,702,250)	(5,320,663)	(6,521,586)	(4,995,317)	(3,978,900)	(2,458,268)	(2,536,500)	(2,443,665)	(3,039,750)	(2,622,984)
Increase (decrease) in Cash	202,039	12,915,686	(1,942,526)	(3,486,321)	(4,616,128)	(3,019,965)	(1,921,025)	(307,493)	(279,633)	(75,185)	(552,984)	(14,389)
<b>FUND BALANCE, End of Year</b>	<b>1,706,619</b>	<b>14,622,305</b>	<b>12,679,780</b>	<b>9,193,459</b>	<b>4,577,331</b>	<b>1,557,366</b>	<b>(363,659)</b>	<b>(671,152)</b>	<b>(950,785)</b>	<b>(1,025,970)</b>	<b>(1,578,955)</b>	<b>(1,593,343)</b>

**PUBLIC IMPROVEMENT REVOLVING [PIR] FUND #9400**

	Actual 2021	Projected 2022	Projected 2023	Projected 2024	Projected 2025	Projected 2026	Projected 2027	Projected 2028	Projected 2029	Projected 2030	Projected 2031	Projected 2032
FUND BALANCE - Beginning of Year	4,758,504	5,232,079	5,112,352	4,841,914	3,689,333	2,505,726	2,118,784	1,908,972	1,697,061	1,483,032	1,266,862	1,048,531
<b>REVENUES:</b>												
Special Assessments (P&I) & Payoffs	501,079	13,433										
Garden View Dev Fee	10,000											
Rum River Prairie Trail Seg		45,436										
Covenant Meadows Trail Seg		9,200										
Oppidan-Bunker Lake Blvd Recon Contribution		200,000										
Reim Back from Funding for Ralf Prop		151,875										
Close fund 9496												
General Fund -30% transfer (exces:	122,940	-	-	-	-	-	-	-	-	-	-	-
TIF 8 Reimbursement interfund Lo:	104,006											
Interest Earnings	(24,827)	26,160	25,562	48,419	36,893	25,057	21,188	19,090	16,971	14,830	12,669	10,485
Total Revenues	713,199	446,104	25,562	48,419	36,893	25,057	21,188	19,090	16,971	14,830	12,669	10,485
<b>EXPENDITURES:</b>												
COR Pavement Striping												
Tinklenburg Hwy 10 Funding	42,000											
Hwy 47 Transportation Study			30,000									
Business Park 95 Cul-De-Sac		139,354										
CSAH 116 & TH 47 Intersection Improv	48,944	13,559										
County 5 Transportation Study			50,000									
County 83 Transportation Study			35,000									
Road Funding Study - WSB up to \$40,000												
Hwy 10 road impr												
Hwy 10 & BNSF RR Grade Sep at Ramsey Lake Blvd				500,000	500,000							
Hwy 10 & BNSF RR Grade Sep at Sunfish Lake Blvd				500,000	500,000							
County Road 116 Bunker to Armstrong												
Hwy 10 Planning Study with Bolton & Menk												
McKinley Street Pavement Ext (From CC Case)		94,172										
2025 Neighborhood Overlays					14,500							
Sidewalk Sections - By Gigi's Salon	12,090											
Sunwood Drive Roundabout Landscaping				20,000								
Sunwood Drive Concrete Repairs		50,000										
Sunwood Drive Striping Improvements												
Trott Brook Studies (Private Develop F	11,591	2,620										
Tree Preservation-Riverdale (Capstone/Pearson project)-10-		110,125										
Zeolite Trail/Sidewalk						206,000						
50% of annual road debt levy												
Anoka Cnty S.A. Expenses		6,000	6,000	6,000	6,000	6,000	6,000	6,000	6,000	6,000	6,000	6,000
Transfers to Other Funds:												
General Fund Transfer To	125,000	150,000	175,000	175,000	200,000	200,000	225,000	225,000	225,000	225,000	225,000	225,000
Total Expenditures	239,624	565,830	296,000	1,201,000	1,220,500	412,000	231,000	231,000	231,000	231,000	231,000	231,000
INCREASE (DECREASE) IN CASH	473,575	(119,727)	(270,438)	(1,152,581)	(1,183,607)	(386,943)	(209,812)	(211,910)	(214,029)	(216,170)	(218,331)	(220,515)
<b>FUND BALANCE - End of Year</b>	<b>5,232,079</b>	<b>5,112,352</b>	<b>4,841,914</b>	<b>3,689,333</b>	<b>2,505,726</b>	<b>2,118,784</b>	<b>1,908,972</b>	<b>1,697,061</b>	<b>1,483,032</b>	<b>1,266,862</b>	<b>1,048,531</b>	<b>828,016</b>

**Sewer Utility Fund - Working Capital**

	Actual 2021	Projected 2022	Projected 2023	Projected 2024	Projected 2025	Projected 2026	Projected 2027	Projected 2028	Projected 2029	Projected 2030	Projected 2031	Projected 2032
New Construction Units	160	100	50	50	50	50	25	25	25	25	25	25
Connection Charge	1,274	1,306	1,371	1,439	1,511	1,587	1,666	1,750	1,837	1,929	2,025	2,127
Beginning Balance	12,290,384	13,285,165	12,465,541	11,148,115	5,569,594	966,901	1,255,333	1,356,331	1,551,402	983,778	1,135,666	1,241,608
Utility Revenue												
From Utility Billings(sewer study)	1,783,514	1,820,000	2,002,000	2,102,100	2,207,205	2,317,565	2,433,444	2,555,116	2,682,871	2,817,015	2,957,866	3,105,759
Interest Earnings	(65,897)	-	62,328	111,481	55,696	9,669	12,553	13,563	15,514	9,838	11,357	12,416
SAC (1% of SAC Fee to Met Council)	5,889	1,500	1,500	1,500	1,500	1,500	1,500	1,500	1,500	1,500	1,500	1,500
Connection Charges-Trunk (see Construction units & Connection Charge Above)	423,965	130,565	68,546	71,974	75,572	79,351	41,659	43,742	45,929	48,226	50,637	53,169
Operating Expense (Personal Services, Supplies, Other Services & Charges)	(1,313,936)	(1,464,986)	(1,696,800)	(1,815,576)	(1,942,666)	(2,078,653)	(2,224,159)	(2,379,850)	(2,546,439)	(2,724,690)	(2,915,418)	(3,119,498)
<b>CIP Projects-Sewer Utilities</b>												
Utility Truck(s)				(50,000)				(39,000)				
Jetter/Vac Truck									(750,000)			
Mower												
Mobile Generator							(164,000)					
Backhoe (portion of cost)									(17,000)			
Riverdale Drive Sewer Impr												
Riverdale Capstone/Pearson Proj		(1,170,040)										
HY-10 Recon			(120,000)									
Riverdale Dr Ext		(118,089)										
2022 Road Projects		(18,574)										
161st Avenue Recon			(75,000)									
Replace Pumps at Liftsation #2			(45,000)									
Replace Pumps at Liftsation #4	(43,216)											
Replace Pumps at Liftsation #6												
Trott Brook Crossing Liftstation			(1,500,000)									
Variolite Sewer												
Puma Sewer	(120,795)											
Zeolite Sewer						(41,000)						
Public Works Campus												
Water Treatment Plant				(6,000,000)	(5,000,000)							
Fire Station #1 Sanitary Sewer			(15,000)									
<b>Remaining Working Capital Balance</b>	<b>13,285,165</b>	<b>12,465,541</b>	<b>11,148,115</b>	<b>5,569,594</b>	<b>966,901</b>	<b>1,255,333</b>	<b>1,356,331</b>	<b>1,551,402</b>	<b>983,778</b>	<b>1,135,666</b>	<b>1,241,608</b>	<b>1,294,954</b>

10% Rate Inc    5% Rate Inc    5% Rate Inc    5% Rate Inc    5% Rate Inc    5% Rate Inc    5% Rate Inc    5% Rate Inc    5% Rate Inc    5% Rate Inc    5% Rate Inc

15% Met Council Rate Incr

**Stormwater Management Fund #292**

	Actual 2021	Projected 2022	Projected 2023	Projected 2024	Projected 2025	Projected 2026	Projected 2027	Projected 2028	Projected 2029	Projected 2030	Projected 2031	Projected 2032
Beginning Balance	802,131	1,046,659	857,401	881,688	910,505	939,610	969,006	998,696	1,028,683	1,058,970	1,089,559	1,120,455
Developer's Contributions	223,253	172,941	20,000	20,000	20,000	20,000	20,000	20,000	20,000	20,000	20,000	20,000
COR Infiltration Contributions												
Ace												
Ramsey storage												
Rivers Bend Holdings	1,150											
Gigi's Salon	5,204											
Java (O'Reilly's)	6,000											
Garden View	13,500											
Interest Earnings	(4,580)	5,233	4,287	8,817	9,105	9,396	9,690	9,987	10,287	10,590	10,896	11,205
Total Revenues	244,527	178,174	24,287	28,817	29,105	29,396	29,690	29,987	30,287	30,590	30,896	31,205
CIP Projects-Park Projects												
Riverdale Capstone/Pearson Proj		(367,432)										
COR Regional Infiltration Basin												
Total Expenditures	-	(367,432)	-	-	-	-	-	-	-	-	-	-
Increase (decrease) in Cash	244,527	(189,258)	24,287	28,817	29,105	29,396	29,690	29,987	30,287	30,590	30,896	31,205
<b>FUND BALANCE, End of Year</b>	<b>1,046,659</b>	<b>857,401</b>	<b>881,688</b>	<b>910,505</b>	<b>939,610</b>	<b>969,006</b>	<b>998,696</b>	<b>1,028,683</b>	<b>1,058,970</b>	<b>1,089,559</b>	<b>1,120,455</b>	<b>1,151,660</b>

Storm Water Utility Fund #605												
	Actual 2021	Projected 2022	Projected 2023	Projected 2024	Projected 2025	Projected 2026	Projected 2027	Projected 2028	Projected 2029	Projected 2030	Projected 2031	Projected 2032
Working Capital												
Beginning Balance	2,535,093	2,906,092	2,445,937	1,866,455	1,340,385	958,509	725,831	299,498	338,112	278,933	202,478	33,271
Utility Revenue	1,238,568	1,238,568	1,250,954	1,263,463	1,276,098	1,288,859	1,301,747	1,314,765	1,327,913	1,341,192	1,354,604	1,368,150
From Utility Billings												
Interest Earnings	(15,378)	14,530	12,230	18,665	13,404	9,585	7,258	2,995	3,381	2,789	2,025	333
Total revenues	1,223,190	1,253,098	1,263,183	1,282,128	1,289,502	1,298,444	1,309,006	1,317,760	1,331,294	1,343,981	1,356,628	1,368,482
Operating Expense												
(Personal Services, Supplies, Other Services & Charges)	(456,744)	(488,716)	(522,926)	(559,531)	(598,698)	(640,607)	(685,450)	(733,431)	(784,771)	(839,705)	(898,485)	(961,379)
<b>CIP Projects-Stormwater Utility</b>												
Street Sweeper				(225,000)	(225,000)							
Vector Trailer			(121,500)	(25,000)								
2024 util truck cost share												
2022 Bobcat Mini Excavator		(112,321)										
Composite Mats for Mini Excavator		(13,206)										
Water Truck (Share of)						(100,000)						
Annual Drainage Enhancement		(75,000)	(75,000)	(75,000)	(75,000)	(75,000)	(75,000)	(75,000)	(75,000)	(75,000)	(75,000)	(75,000)
Outlet Control Structure Improvement			(100,000)									
Central Park Parking Lot Recon-Run Off			(115,000)									
River Storm Water Discharge Treatment		(75,000)	(75,000)	(75,000)	(75,000)	(75,000)	(75,000)	(75,000)	(75,000)	(75,000)	(75,000)	(75,000)
Storm Sewer 161st Avenue			(220,000)									
Storm Sewer Autumn Heights		(135,717)										
Storm Sewer Alicia est											(45,938)	
Storm Sewer Alpine Drive												
Storm Sewer Barthels Rum River Acres				(80,089)								
Storm Sewer Barthels Rum River Acres 2nd			(79,296)									
Storm Sewer Carol Rose Est						(42,106)						
Storm Sewer Brookview Est												(51,542)
Storm Sewer Business Park 95	(166,453)											
Storm Sewer Countryside Est (From cc case)						(181,692)						
Storm sewer for concrete repairs								(95,454)				
Storm Sewer Deerwood St												(69,384)
Storm Sewer Dickensons Mississippi Est					(38,189)							
Storm Sewer Echo Ridge												(14,112)
Storm Sewer Xkimo St				(43,935)								
Storm Sewer Fox Ridge Et 1st & 2nd					(265,608)							
Storm Sewer Ford Brook Est 3rd				(71,266)								
Storm Sewer Halls Dover				(55,429)								
Storm Sewer Alicia St								(52,211)				
Storm Sewer Alpine Drive									(99,351)			
Storm Sewer Alpine (puma-CSAH 83)				(74,174)								
Storm Sewer Hy-10			(153,000)									
Storm Sewer Alpine Dr (5/47)												(51,450)
Storm Sewer Alpine (CR 57/CSAJ 5)												(43,181)
Storm Sewer Hall-Anderson Acres							(102,502)					
Storm Sewer Sorteberg 6							(77,376)					
Storm Sewer Jasper St												(38,588)
Storm Sewer Klemish & Klemish											(66,444)	
Storm Sewer Magnesium							(34,944)					
Storm Sewer High Point					(143,208)							
Storm Sewer Menkvels Country Park								(55,860)				
Storm Sewer Nature View									(46,368)			
Storm Sewer North Forty											(70,560)	
Storm Sewer Northfork Lake												(39,060)
Storm Sewer Northfork Oaks 2nd												(34,020)
Storm Sewer Northfork Oaks 3rd												(54,180)
Storm Sewer Oakwood Hills								(29,120)				
Storm Sewer Riverside West						(18,818)						
Storm Sewer River Bluffs									(14,700)			
Storm Sewer Section 01 unplatted						(83,059)						
Storm Sewer Section 22 Unplatted					(27,989)							
Storm Sewer Section 07 Unplatted									(8,292)			
Storm Sewer Section 17 Unplatted									(51,188)			
Storm Sewer Section 24 Unplatted										(21,756)		
Storm Sewer Section 15 Unplatted											(92,316)	
Storm Sewer Sunwood D/Waco Street Recon		(79,132)										
Storm Sewer Ramsey Meadows 1, 3 & 4								(27,195)				
Storm Sewer Riverdale Drive	(126,599)	(594,048)										
Storm Sewer Riverdale Drive Extension		(27,923)										
Storm Sewer Riversbend 3 & 4th							(22,800)					
Storm Sewer Sunfish Square 1 & 2									(53,655)			
Storm Sewer Sunwood (5/Erkiium)										(31,500)		
Storm Sewer Section 21 unplatted								(180,516)				
Storm Sewer 167th Ave			(168,000)									
Storm Sewer-Flintwood Hills						(102,588)						
Storm Sewer-Juniper between 156 & Roanoke							(37,518)					
Storm Sewer-Juniper Woods 1-3rd				(52,318)								
Storm Sewer 142nd Avenue							(6,370)					
Storm Sewer 2027 MSA Overlay Projects							(62,920)					
Storm Sewer 2028 MSA Overlay Projects								(103,091)				
Storm Sewer 2021 Overlay Projects	(102,395)											
Storm Sewer 2022 MSA Overlay Projects		(6,313)										
Storm Sewer 2022 Overlay Projects		(21,329)										
Storm Sewer 2023 MSA Overlay Projects			(19,063)									
Storm Sewer 2023 Overlay Projects			(47,000)									
Storm Sewer 2024 MSA overlay projects				(84,537)								
Storm Sewer 2025 overlay projects					(118,983)							
Storm Sewer 2026 overlay projects						(39,142)						
Storm Sewer 2027 overlay projects							(89,648)					
Storm Sewer 2028 overlay projects								(34,913)				
Storm Sewer 2029 MSA overlay projects									(57,488)			
Storm Sewer 2029 Overlay Projects									(31,553)			
Storm Sewer 2030 MSA Overlay Projects										(5,513)		
Storm Sewer 2030 Overlay Projects										(71,453)		
Storm Sewer 2031 MSA Overlay Projects											(77,438)	
Storm Sewer 2031 Overlay Projects											(74,655)	
Storm Sewer Alpine Drive				(4,419)								
Storm Sewer Rodeo Hills/Valley View				(112,506)								
Storm Sewer Section 01 unplateed Recon				(33,936)								
Storm Sewer Sorteberg's street recon					(53,703)							
Storm Sewer Whispering Pine Est Plat 3			(96,880)									
Storm Sewer White Pine Est				(36,057)								
Storm Sewer Windsorwood							(36,691)					
Storm Sewer Woodlawn Est									(90,090)			
Storm Sewer for Wood Pond Hills		(4,549)										
Storm Sewer for Zeolite							(96,000)					
Storm Sewer Sports Have Secc 1 Unpl							(27,110)					
Storm Water Projects		(50,000)	(50,000)	(50,000)	(50,000)	(50,000)	(50,000)	(50,000)	(50,000)	(50,000)	(50,000)	(50,000)
Stormwater Drainage Impr (see project list)		(30,000)		(150,000)			(350,000)					
Total Expenditures	(852,191)	(1,713,254)	(1,842,665)	(1,808,197)	(1,671,378)	(1,531,122)	(1,735,339)	(1,279,146)	(1,390,472)	(1,420,436)	(1,525,836)	(1,556,896)
<b>Remaining Working Capital Balance</b>	<b>2,906,092</b>	<b>2,445,937</b>	<b>1,866,455</b>	<b>1,340,385</b>	<b>958,509</b>	<b>725,831</b>	<b>299,498</b>	<b>338,112</b>	<b>278,933</b>	<b>202,478</b>	<b>33,271</b>	<b>(155,142)</b>

<b>Street Light Utility Fund #603 - Working Capital</b>												
	<b>Actual 2021</b>	<b>Projected 2022</b>	<b>Projected 2023</b>	<b>Projected 2024</b>	<b>Projected 2025</b>	<b>Projected 2026</b>	<b>Projected 2027</b>	<b>Projected 2028</b>	<b>Projected 2029</b>	<b>Projected 2030</b>	<b>Projected 2031</b>	<b>Projected 2032</b>
Beginning Balance	1,201,071	1,248,082	1,287,682	1,172,356	1,107,040	1,135,635	1,112,918	1,130,208	1,141,731	1,147,253	1,146,530	1,139,310
Utility Revenue From Utility Billings	219,125	219,125	219,125	219,125	219,125	219,125	219,125	219,125	219,125	219,125	219,125	219,125
Contributions from Developers												
Interest Earnings	(6,322)	6,240	6,438	11,724	11,070	11,356	11,129	11,302	11,417	11,473	11,465	11,393
Operating Expense (Personal Services, Supplies, Other Services & Charges)	(165,792)	(170,766)	(175,889)	(181,165)	(186,600)	(192,198)	(197,964)	(203,903)	(210,020)	(216,321)	(222,811)	(229,495)
<b>CIP Projects-Street Light Utility</b>												
Bunker Lake Blvd & Puma Lights				(100,000)								
PW Campus												
Riverdale Drive between Ramsey Blvd & Traprock Lights			(150,000)									
Zeolite Street Lights						(46,000)						
Priority/Developer Street Lights		\$ (15,000)	\$ (15,000)	\$ (15,000)	\$ (15,000)	\$ (15,000)	\$ (15,000)	\$ (15,000)	\$ (15,000)	\$ (15,000)	\$ (15,000)	\$ (15,000)
<b>Remaining Working Capital Balance</b>	<b>1,248,082</b>	<b>1,287,682</b>	<b>1,172,356</b>	<b>1,107,040</b>	<b>1,135,635</b>	<b>1,112,918</b>	<b>1,130,208</b>	<b>1,141,731</b>	<b>1,147,253</b>	<b>1,146,530</b>	<b>1,139,310</b>	<b>1,125,333</b>

	Actual 2021	Projected 2022	Projected 2023	Projected 2024	Projected 2025	Projected 2026	Projected 2027	Projected 2028	Projected 2029	Projected 2030	Projected 2031	Projected 2032
<b>Capital Expenses-Equipment</b>												
<b>CIP Projects</b>												
Fire Station #1 Extension of Water			\$ (12,000)									
Public Works Campus												
Scada System Software Upgrades												
Backhoe (portion of cost)									(17,000)			
3/4 Ton Truck												
Mower											(20,000)	
util truck cost share	\$ (27,432)		(61,000)	(25,000)				(39,000)				
<b>A. Water Supply &amp; Treatment Improvements</b>												
Complete Pump House #3	\$ (118,675)											
Construct Well #9& Pumphouse #5			(50,000)		(1,100,000)							
Well #1 Rehabilitation (Not in CIP Maintenance)		(53,000)	(56,000)	(59,000)	(62,000)	(65,000)	(68,000)	(68,000)	(68,000)	(68,000)	(68,000)	(68,000)
<b>Water Treatment Facility 10 MGD Groundwater</b>	(234,001)			(16,000,000)	(6,600,000)							
<b>Debt Service on \$14M debt-15 Year</b>			(1,248,899)	(1,250,665)	(1,249,353)	(1,251,695)	(1,252,915)	(1,252,143)	(1,249,738)	(1,251,098)	(1,250,573)	(1,251,193)
Refurbish Water Tower #2			\$ (20,000)			(1,000,000)						
Refurbish Water Tower #1				\$ (20,000)			(750,000)					
Maintain Water Tower #3 (Not in CIP as maintenance)												
Watermain - Alpine Drive				\$ (498,960)								
Watermain - Halls Dover Acres				\$ (250,000)								
Watermain-Riverdale	\$ (105,158)											
Watermain-Variolite												
Watermain - Bunker/Puma (Riverstone Proj)	\$ (160,180)											
161st Ave Recon			\$ (94,000)									
Ford Brook Estates Reconstruction												
Hy10 Recon			\$ (120,000)									
Riverdale Capstone/Pearson Proj (proj 20-05)	\$ (718,301)											
Riverdale Drive Extension (proj 22-05)	\$ (603,144)											
Riverdale Drive watermain												
Zeolite Street Improvement						\$ (185,000)						
<b>Subtotal - Capital Expenses</b>	\$ (645,447)	\$ (1,374,445)	\$ (1,661,899)	\$ (18,103,625)	\$ (9,011,353)	\$ (2,501,695)	\$ (2,070,915)	\$ (1,359,143)	\$ (1,334,738)	\$ (1,319,098)	\$ (1,338,573)	\$ (1,319,193)
<b>Operational Expenses</b>												
Operating Expense-Distribution and Administration	\$ (1,040,249)	\$ (1,256,108)	\$ (1,318,480)	\$ (1,410,774)	\$ (1,509,528)	\$ (1,615,195)	\$ (1,728,258)	\$ (1,849,236)	\$ (1,978,683)	\$ (2,117,191)	\$ (2,265,394)	\$ (2,423,972)
<b>Operating Expense-Treatment</b>					(672,667)	(1,079,630)	(1,155,204)	(1,236,068)	(1,322,593)	(1,415,175)	(1,514,237)	(1,620,234)
<b>Subtotal-Operating Expense</b>	\$ (1,040,249)	\$ (1,256,108)	\$ (1,318,480)	\$ (1,410,774)	\$ (2,182,194)	\$ (2,694,825)	\$ (2,883,462)	\$ (3,085,305)	\$ (3,301,276)	\$ (3,532,365)	\$ (3,779,631)	\$ (4,044,205)
<b>Total Annual Expenses</b>	\$ (1,685,696)	\$ (2,630,553)	\$ (2,980,379)	\$ (19,514,399)	\$ (11,193,547)	\$ (5,196,520)	\$ (4,954,377)	\$ (4,444,447)	\$ (4,636,014)	\$ (4,851,463)	\$ (5,118,204)	\$ (5,363,398)
<b>Water System Revenue</b>												
New Service Connections(From Fiscal Impact Study 10/05 reduced by 200-300	160	100	50	50	50	50	25	25	25	25	25	25
Water Sales (gallons/year)	1,048,693,674	1,062,326,691	1,076,136,938	1,090,126,718	1,104,298,366	1,118,654,245	1,133,196,750	1,147,928,308	1,162,851,376	1,177,968,443	1,193,282,033	1,208,794,700
Water rates (\$/1000 gal)	\$ 2.80	\$ 2.88	\$ 3.17	\$ 3.48	\$ 3.76	\$ 4.06	\$ 4.39	\$ 4.74	\$ 5.12	\$ 5.53	\$ 5.97	\$ 6.45
Water Availability Charge (WAC) (\$/connection)(	\$ 1,399	\$ 1,434	\$ 1,505	\$ 1,581	\$ 1,660	\$ 1,743	\$ 1,786	\$ 1,831	\$ 1,877	\$ 1,924	\$ 1,972	\$ 2,021
Connection/Trunk Charge (\$/connection)(4.5% after year 2005)	\$ 1,898	\$ 1,946	\$ 2,043	\$ 2,094	\$ 2,146	\$ 2,200	\$ 2,255	\$ 2,311	\$ 2,369	\$ 2,429	\$ 2,489	\$ 2,551
Rate Revenue(Water Sales/1000 x Water Rates) + water meters	\$ 3,057,474	\$ 2,500,000	\$ 2,750,000	\$ 3,025,000	\$ 3,267,000	\$ 3,528,360	\$ 3,810,629	\$ 4,115,479	\$ 4,444,717	\$ 4,800,295	\$ 5,184,318	\$ 5,599,064
WAC Revenue(Service Connections x Wac Charge)	\$ 291,683	\$ 143,369	\$ 75,269	\$ 79,032	\$ 82,984	\$ 87,133	\$ 44,656	\$ 45,772	\$ 46,916	\$ 48,089	\$ 49,292	\$ 50,524
Revenue (Service Connections when platted x Connection Charge)												
Interest Earnings	\$ (131,858)	\$ -	\$ -	\$ 285,712	\$ 125,485	\$ 49,332	\$ 35,051	\$ 25,447	\$ 23,905	\$ 23,319	\$ 24,140	\$ 25,535
<b>Total System Revenue</b>	\$ 3,217,299	\$ 2,643,369	\$ 2,825,269	\$ 3,389,744	\$ 3,475,469	\$ 3,664,825	\$ 3,890,336	\$ 4,186,698	\$ 4,515,539	\$ 4,871,703	\$ 5,257,750	\$ 5,675,123
Trunk Charges returned for John Peterson's Agreement (thru Dec 2026)												
<b>PW Land/Building-Internal Loan 2009-2028 @2%</b>	\$ 37,810	\$ 38,566	\$ 39,337	\$ 40,124	\$ 40,926	\$ 41,745	\$ 41,745	\$ 41,745				
Internal Loan to offset Muni Center Debt beginning year 2011-2030 @2%	\$ 61,853	\$ 61,853	\$ 61,853	\$ 61,853	\$ 61,853	\$ 61,853	\$ 61,853	\$ 61,853	\$ 61,853	\$ 61,853	\$ 61,853	\$ 61,853
<b>Water Working Capital Balance</b>												
Total Annual Expenses	\$ (1,685,696)	\$ (2,630,553)	\$ (2,980,379)	\$ (19,514,399)	\$ (11,193,547)	\$ (5,196,520)	\$ (4,954,377)	\$ (4,444,447)	\$ (4,636,014)	\$ (4,851,463)	\$ (5,118,204)	\$ (5,363,398)
Total System Revenue	\$ 3,316,962	\$ 2,743,788	\$ 2,926,459	\$ 3,491,721	\$ 3,578,248	\$ 3,768,423	\$ 3,993,934	\$ 4,290,296	\$ 4,577,392	\$ 4,933,556	\$ 5,257,750	\$ 5,675,123
Net Income(Loss)	\$ 1,631,266	\$ 113,235	\$ (53,920)	\$ (16,022,677)	\$ (7,615,298)	\$ (1,428,096)	\$ (960,444)	\$ (154,151)	\$ (58,621)	\$ 82,093	\$ 139,546	\$ 311,726
Beginning Water Working Capital Balance	\$ 26,097,403	\$ 28,511,875	\$ 28,625,110	\$ 28,571,190	\$ 12,548,513	\$ 4,933,215	\$ 3,505,118	\$ 2,544,675	\$ 2,390,523	\$ 2,331,902	\$ 2,413,995	\$ 2,553,542
<b>Ending Water Working Capital Balance</b>	\$ 28,511,875	\$ 28,625,110	\$ 28,571,190	\$ 12,548,513	\$ 4,933,215	\$ 3,505,118	\$ 2,544,675	\$ 2,390,523	\$ 2,331,902	\$ 2,413,995	\$ 2,553,542	\$ 2,865,267

10% Rate Inc 10% Rate Inc 8% Rate Inc 8% Rate Inc 8% Rate Inc 8% Rate Inc 8% Rate Inc 8% Rate Inc 8% Rate Inc 8% Rate Inc 8% Rate Inc

**TIF Projections District #1-Rivers Bend**

	In TIF Amended Budget 12/11										
Projected Revenue FOR TIF I	Actual 2012	Actual 2013	Actual 2014	Actual 2015	Actual 2016	Actual 2017	Actual 2018	Actual 2019	Actual 2020	Actual 2021	Projected 2022>
District I (2011) Balance	2,785,666	1	402,373	322,713	1,180,519	1,142,575	1,073,522	1,084,888	1,119,223	1,151,858	1,145,116
<b>Revenues</b>											
TIF Increments											
Trans from TIF 10 Land sales/Orig Land Purchased with TIF 1 Bond (Fund 332)											
Advancement on F&C 10-year Loan (See \$1,420,000 below)	120,000										
Transfer from TIF 10 for non-increment int attrited to land sales above											
Diamond Graphics Land Sale		407,876									
F&C Loan #1 Paid Back 20% of annual cash flows from April 1, 2015-April 1, 2025				1,300,000							
Transfer of Int earnings prior to 1997 to HRA											
Interest Earnings		(3,412.87)	13,112	14,506	10,922	15,369	18,484	37,498	33,686	(5,848)	5,726
<b>Total Revenue</b>	120,000	404,463	13,112	1,314,506	10,922	15,369	18,484	37,498	33,686	(5,848)	5,726
<b>Less:</b>											
Bond Principal (B&A Cyl \$1,035,000) FUND #342											
Bond Interest (B&A Cyl \$1,035,000)											
<b>Interfund Loan F&amp;C (Tif Spending Plan)</b>	(1,420,000)										
Administrative Expenses	(1,217)	(2,091)	(1,473)	(11,520)	(2,620)	(987)	(1,915)	(3,162)	(1,051)	(893)	(3,194)
<b>Total Expense</b>	(1,421,217)	(2,091)	(1,473)	(11,520)	(2,620)	(987)	(1,915)	(3,162)	(1,051)	(893)	(3,194)
<b>CIP Project Costs:</b>											
Shovel Ready Projects					(46,246)	(83,436)	(5,203)	-	-	-	(69,797)
Diamond Graphics Land sale from 2013 coded incorrectly funded with non TIF money (PIR & Landfill Trust) that should be reimbursed.				(407,876)							
New Business Park				(37,304)							
Bury Electric Wires -			(91,300)								
Ramp Construction Extension	(244,448)										
County Road 116 Bunker to Armstrong-County pushed out project for 20+ years-had \$1,050,000 budgeted											
Rail Stop ROW	(862,064)										
Pay TIF 10 for Transaction Error by Ehlers (See \$787,803 transfer above, put TIF 10 Neg)	(377,936)										
<b>Total CIP Project Costs</b>	(1,484,448)	-	(91,300)	(445,180)	(46,246)	(83,436)	(5,203)	-	-	-	(69,797)
<b>Remaining TIF Balance</b>	1	402,373	322,713	1,180,519	1,142,575	1,073,522	1,084,888	1,119,223	1,151,858	1,145,116	1,077,851
(Total Revenue less Total Project Costs)											

TIF Projections District #2 - Gateway										
(2013)										
Tif Plan Budget Amended 11-13										
	Actual	Actual	Actual	Actual	Actual	Actual	Actual	Actual	Actual	Projected
	2012	2013	2014	2015	2016	2017	2018	2019	2020	2021
		Decertified								2022>
<b>Revenues</b>										
TIF Increments on agreements	\$ 1,713,507	\$ 1,557,425	\$ -	\$ (29,155)	\$ -	\$ -	\$ -	\$ -	\$ -	\$ -
Transfer of Int earnings prior to 1997 to HRA										
Easement funds for Business Park 95		10,454	0	0	0	0	0	0	0	0
Interest on F&C Admin Loan (TIF 14 in amount of \$425,845.90) for 2010-2015 int				64,531.94						
Transfer in for F&C Transfer done in previous years-set up as DUE to FROM	217,422									
Interest Earnings(2000 neg int adj for borrowing)	68,211.43	(21,681.33)	84,544	30,911	22,679	33,465	41,585	76,821	67,026	(11,641)
<b>Total Revenue</b>	<u>\$1,999,140</u>	<u>\$1,546,197</u>	<u>\$84,544</u>	<u>\$66,288</u>	<u>\$22,679</u>	<u>\$33,465</u>	<u>\$41,585</u>	<u>\$76,821</u>	<u>\$67,026</u>	<u>(\$11,641)</u>
<b>Expenses</b>										
Sauter Land Purchase Bond Int (Fund 329 \$1,680,000 Bond-18% of bond)										
Sauter Land Purchase Bond Prin (Fund 329 \$1,680,000 Bond-18% of bond)										
Parabody Pay-Go(site impr)	(20,264)									
Transfer out per Ehlers for non-increment funds				(10,454)						
Sharp Reimbursement-Sunfish Gateway										
Administrative Expenses	(22,511)	(10,021)	(3,241)	(9,244)	(1,569)	(987)	(1,230)	(946)	(1,011)	(893)
<b>Total Expense</b>	<u>(\$42,775)</u>	<u>(\$10,021)</u>	<u>(\$3,241)</u>	<u>(\$19,698)</u>	<u>(\$1,569)</u>	<u>(\$987)</u>	<u>(\$1,230)</u>	<u>(\$946)</u>	<u>(\$1,011)</u>	<u>(\$893)</u>
<b>AVAILABLE REVENUES</b>	\$1,956,365	\$1,536,177	\$81,303	\$46,590	\$21,110	\$32,478	\$40,355	\$75,875	\$66,015	(\$12,534)
<b>CIP Project Costs:</b>										
Command/National Growth-Minks Property										
142nd Court Street Improvements (B&A Cyl)										
Internal Loan from TIF 14 for Admin Fees F&C project										
TIF amendment recorded incorrectly in prior years						29,155.12				
Parking Ramp Costs	(66,363)									
Sunwood Drive (Use of Excess Funding from Rail Stop See Below)	(500,000)									
RAIL Stop-net of (contingency-\$889,517) (Did not need internal loan received tax funds prior to payment)Final payment 3/19	(2,700,436)							(297,983)		
Zeolite Street Constr										(517,000)
County Road #116 (#47 toDysprosium)										
County Road 116 Bunker to Armstrong-County pushed out project for 20+ years-had \$1,700,000 budgeted										
Sunwood Drive Realignment	(500,000)									
<b>Total CIP Project Costs</b>	<u>(3,766,799)</u>	<u>-</u>	<u>-</u>	<u>-</u>	<u>-</u>	<u>29,155</u>	<u>-</u>	<u>(297,983)</u>	<u>-</u>	<u>(517,000)</u>
(Available Revenue less Total Project Costs)	<u>(\$1,810,434)</u>	<u>\$1,536,177</u>	<u>\$81,303</u>	<u>\$46,590</u>	<u>\$21,110</u>	<u>\$61,633</u>	<u>\$40,355</u>	<u>(\$222,108)</u>	<u>\$66,015</u>	<u>(\$12,534)</u>
<b>Remaining TIF Balance/(Deficit)</b>	\$3,530,531	\$5,066,708	\$5,148,011	\$5,194,602	\$5,215,712	\$5,277,345	\$5,317,701	\$5,095,593	\$5,161,608	\$5,149,074
Internal Loans - F&C & TIF 14 Admin Expe	\$ 2,782,605	\$ 2,824,477	\$ 2,869,048	\$ 2,869,048	\$ 2,869,048	\$ 2,869,048	\$ 2,869,048	\$ 2,869,048	\$ 2,869,048	\$ 2,869,048
<b>CASH BALANCE AVAILABLE</b>	<b>\$747,926</b>	<b>\$2,242,231</b>	<b>\$2,278,964</b>	<b>\$2,325,554</b>	<b>\$2,346,664</b>	<b>\$2,408,298</b>	<b>\$2,448,653</b>	<b>\$2,226,545</b>	<b>\$2,292,560</b>	<b>\$2,280,026</b>

**TIF Projections District #9**  
**ACCAP (2004-2029)**

<b>Projected Revenue FOR TIF IX District IIX (2029)</b>	<b>Actual 2019</b>	<b>Actual 2020</b>	<b>Actual 2021</b>	<b>Projected 2022</b>	<b>Projected 2023</b>	<b>Projected 2024</b>	<b>Projected 2025</b>	<b>Projected 2026</b>	<b>Projected 2027</b>	<b>Projected 2028</b>	<b>Projected 2029</b>
Balance	164	12,537	28,756	42,002	47,512	53,049	58,614	64,207	90,528	116,981	143,566
<b>Revenues</b>											
Tax Increment	33,885	37,935	35,611	28,000	28,000	28,000	28,000	28,000	28,000	28,000	28,000
Interest Earnings	257	574	(176)	210	238	265	293	321	453	585	718
<b>Total Revenue</b>	<b>34,142</b>	<b>38,509</b>	<b>35,436</b>	<b>28,210</b>	<b>28,238</b>	<b>28,265</b>	<b>28,293</b>	<b>28,321</b>	<b>28,453</b>	<b>28,585</b>	<b>28,718</b>
Administrative Expenses	(1,068)	(1,590)	(1,490)	(2,000)	(2,000)	(2,000)	(2,000)	(2,000)	(2,000)	(2,000)	(2,000)
Site Improvements(2004-202	(20,700)	(20,700)	(20,700)	(20,700)	(20,700)	(20,700)	(20,700)				
<b>Total Expense</b>	<b>(21,768)</b>	<b>(22,290)</b>	<b>(22,190)</b>	<b>(22,700)</b>	<b>(22,700)</b>	<b>(22,700)</b>	<b>(22,700)</b>	<b>(2,000)</b>	<b>(2,000)</b>	<b>(2,000)</b>	<b>(2,000)</b>
<b>Remaining TIF Balance</b>	<b>12,537</b>	<b>28,756</b>	<b>42,002</b>	<b>47,512</b>	<b>53,049</b>	<b>58,614</b>	<b>64,207</b>	<b>90,528</b>	<b>116,981</b>	<b>143,566</b>	<b>170,284</b>

<b>TIF Projections District #14-COR (2015-2040)</b>													
<b>Projected Revenue</b>	<b>FOR TIF XIV</b>	<b>Actual 2021</b>	<b>Projected 2022</b>	<b>Projected 2023</b>	<b>Projected 2024</b>	<b>Projected 2025</b>	<b>Projected 2026</b>	<b>Projected 2027</b>	<b>Projected 2028</b>	<b>Projected 2029</b>	<b>Projected 2030</b>	<b>Projected 2031</b>	<b>Projected 2032</b>
District 14													
Balance		(25,924,247)	(25,551,808)	(24,773,434)	(24,403,611)	(23,178,567)	(21,946,273)	(20,706,655)	(19,459,642)	(18,205,158)	(16,943,130)	(15,673,481)	(14,396,136)
<b>Revenues</b>													
TIF Increments-F&C		1,385,218	1,649,000	1,649,000	1,649,000	1,649,000	1,649,000	1,649,000	1,649,000	1,649,000	1,649,000	1,649,000	1,649,000
Other TIF Increments (Alina VA)													
TIF Increments PSD Apartments(2018-2040)													
TIF Increments - Commonbond (2016-2040)													
Aeon Non Refund Earnest Money			(30,000)										
Interest Earnings		(5,541)	7,631	11,523	26,744	38,994	51,317	63,713	76,183	88,728	101,349	114,045	126,819
<b>Total Revenue</b>		<b>1,379,677</b>	<b>1,626,631</b>	<b>1,660,523</b>	<b>1,675,744</b>	<b>1,687,994</b>	<b>1,700,317</b>	<b>1,712,713</b>	<b>1,725,183</b>	<b>1,737,728</b>	<b>1,750,349</b>	<b>1,763,045</b>	<b>1,775,819</b>
<b>Expenditures</b>													
F&C TIF (\$3M)		(345,893)	(360,045)	(344,569)	(344,569)	(344,569)	(344,569)	(344,569)	(344,569)	(344,569)	(344,569)	(344,569)	(344,569)
Affinity (2020-2040)		(117,338)	(183,433)	(26,131)	(26,131)	(26,131)	(26,131)	(26,131)	(26,131)	(26,131)	(26,131)	(26,131)	(26,131)
PSD TIF (\$500,000) 8/1/18-2/1/22		(159,300)	(76,599)										
Admin Expenses \$500,000 Interfund Loan Dec 2010 & Fund 9468		(70,280)	(70,000)	(75,000)	(80,000)	(85,000)	(90,000)	(95,000)	(100,000)	(105,000)	(110,000)	(115,000)	(115,000)
Total Expenditures		(692,810)	(690,077)	(445,700)	(450,700)	(455,700)	(460,700)	(465,700)	(470,700)	(475,700)	(480,700)	(485,700)	(485,700)
<b>CIP Project Costs:</b>													
Improvements Sunwood Drive in the COR				(80,000)									
116/Sunfish improvements(agreement with County)		(312,345)	(16,439)										
Hy-10 Recon				(765,000)									
Center street improvements		(2,083)	(141,740)										
County Road 116 Bunker to Armstrong-County pushed out project fi		-	-										
<b>Total CIP Project Costs</b>		<b>(314,428)</b>	<b>(158,179)</b>	<b>(845,000)</b>	<b>-</b>	<b>-</b>	<b>-</b>	<b>-</b>	<b>-</b>	<b>-</b>	<b>-</b>	<b>-</b>	<b>-</b>
<b>Remaining TIF Balance-Fund Balance</b>		<b>(25,551,808)</b>	<b>(24,773,434)</b>	<b>(24,403,611)</b>	<b>(23,178,567)</b>	<b>(21,946,273)</b>	<b>(20,706,655)</b>	<b>(19,459,642)</b>	<b>(18,205,158)</b>	<b>(16,943,130)</b>	<b>(15,673,481)</b>	<b>(14,396,136)</b>	<b>(13,106,017)</b>
Remaining TIF Balance - Cash Balance		1,526,183	2,304,557	2,674,380	3,899,424	5,131,718	6,371,336	7,618,349	8,872,833	10,134,861	11,404,510	12,681,855	13,971,974
<b>NEED TO DETERMINE WHAT CITY FUNDS NEED TO BE PAID BACK FROM TIF 14</b>													

**TIF Projections District #15-Life Fitness (2017-2032)**

<b>Projected Revenue</b>	<b>Actual</b>	<b>Projected</b>	<b>Projected</b>	<b>Projected</b>	<b>Projected</b>	<b>Projected</b>	<b>Projected</b>	<b>Projected</b>	<b>Projected</b>	<b>Projected</b>	<b>Projected</b>	<b>Projected</b>
<b>FOR TIF XV</b>	<b>2021</b>	<b>2022</b>	<b>2023</b>	<b>2024</b>	<b>2025</b>	<b>2026</b>	<b>2027</b>	<b>2028</b>	<b>2029</b>	<b>2030</b>	<b>2031</b>	<b>2032</b>
District I5												
Balance	20,335	26,742	66,199	141,848	218,584	296,088	374,367	453,429	533,281	613,932	695,389	777,661
<b>Revenues</b>												
TIF Increments-Life Fitness	70,266	77,518	77,518	77,518	77,518	77,518	77,518	77,518	77,518	77,518	77,518	77,518
Interest Earnings	(11)	134	331	1,418	2,186	2,961	3,744	4,534	5,333	6,139	6,954	7,777
<b>Total Revenue</b>	70,255	77,652	77,849	78,936	79,704	80,479	81,262	82,052	82,851	83,657	84,472	85,295
<b>Expenditures</b>												
Life Fitness TIF (\$224,000)2/1/17-2/1/22	(62,086)	(35,995)										
Admin Expenses \$19,872.40 Interfund Loan	(1,762)	(2,200)	(2,200)	(2,200)	(2,200)	(2,200)	(2,200)	(2,200)	(2,200)	(2,200)	(2,200)	(2,200)
<b>Total Expenditures</b>	(63,848)	(38,195)	(2,200)	(2,200)	(2,200)	(2,200)	(2,200)	(2,200)	(2,200)	(2,200)	(2,200)	(2,200)
<b>Remaining TIF Balance</b>	<b>26,742</b>	<b>66,199</b>	<b>141,848</b>	<b>218,584</b>	<b>296,088</b>	<b>374,367</b>	<b>453,429</b>	<b>533,281</b>	<b>613,932</b>	<b>695,389</b>	<b>777,661</b>	<b>860,756</b>

Decertify 12-31-22

**TIF Projections District #16-PSD Business Park (2019-2027)**


<b>Projected Revenue FOR TIF XVI</b>	<b>Actual 2019</b>	<b>Actual 2020</b>	<b>Actual 2021</b>	<b>Projected 2022</b>	<b>Projected 2023</b>	<b>Projected 2024</b>	<b>Projected 2025</b>	<b>Projected 2026</b>	<b>Projected 2027</b>
District I6									
Balance	(1,006)	3,800	25,513	28,020	33,125	38,257	43,605	49,007	101,661
<b>Revenues</b>									
TIF Increments-	10,808	51,658	50,887	54,363	54,363	54,363	54,363	54,363	54,363
Interest Earnings	(21)	54	(42)	140	166	383	436	490	1,017
<b>Total Revenue</b>	10,787	51,713	50,845	54,503	54,529	54,746	54,799	54,853	55,380
<b>Expenditures</b>									
BLIPII TIF (\$218,000)8/1/	(4,846)	(28,009)	(46,061)	(47,197)	(47,197)	(47,197)	(47,197)	-	-
Admin Expenses	(1,135)	(1,991)	(2,277)	(2,200)	(2,200)	(2,200)	(2,200)	(2,200)	(2,200)
<b>Total Expenditures</b>	(5,982)	(29,999)	(48,338)	(49,397)	(49,397)	(49,397)	(49,397)	(2,200)	(2,200)
<b>Remaining TIF Balance</b>	<b>3,800</b>	<b>25,513</b>	<b>28,020</b>	<b>33,125</b>	<b>38,257</b>	<b>43,605</b>	<b>49,007</b>	<b>101,661</b>	<b>154,840</b>

**TIF Projections District #17-Delta Mod (2019-2030)**

<b>Projected Revenue FOR TIF XVII</b>	<b>Actual 2019</b>	<b>Actual 2020</b>	<b>Actual 2021</b>	<b>Projected 2022</b>	<b>Projected 2023</b>	<b>Projected 2024</b>	<b>Projected 2025</b>	<b>Projected 2026</b>	<b>Projected 2027</b>	<b>Projected 2028</b>	<b>Projected 2029</b>	<b>Projected 2030</b>
District I7 Balance	-	80	(4,827)	(8,323)	66,292	64,543	62,777	60,992	59,190	57,370	55,532	152,960
<b>Revenues</b>												
TIF Increments-	-	-	3,016	142,265	142,265	142,265	142,265	142,265	142,265	142,265	142,265	142,265
Interest Earnings	80	791	(117)	(83)	663	645	628	610	592	574	555	1,530
<b>Total Revenue</b>	80	791	2,899	142,182	142,928	142,910	142,893	142,875	142,857	142,839	142,820	143,795
<b>Expenditures</b>												
Delta Mod TIF Note	-	-	(1,357)	(65,367)	(142,477)	(142,477)	(142,477)	(142,477)	(142,477)	(142,477)	(142,477)	(43,192)
Interfund Loan Int			(3,000)									
Admin Expenses	-	(5,698)	(2,037)	(2,200)	(2,200)	(2,200)	(2,200)	(2,200)	(2,200)	(2,200)	(2,200)	(2,200)
Total Expenditures	-	(5,698)	(6,394)	(67,567)	(144,677)	(144,677)	(144,677)	(144,677)	(144,677)	(144,677)	(144,677)	(45,392)
<b>Remaining TIF Balance</b>	<b>80</b>	<b>(4,827)</b>	<b>(8,323)</b>	<b>66,292</b>	<b>64,543</b>	<b>62,777</b>	<b>60,992</b>	<b>59,190</b>	<b>57,370</b>	<b>55,532</b>	<b>152,960</b>	<b>294,555</b>

**TIF Projections District #18-Oppidan (2021-2031)**

<b>Projected Revenue</b>	<b>Actual</b>	<b>Projected</b>	<b>Projected</b>	<b>Projected</b>	<b>Projected</b>	<b>Projected</b>	<b>Projected</b>	<b>Projected</b>	<b>Projected</b>	<b>Projected</b>	<b>Projected</b>
<b>FOR TIF XVIII</b>	<b>2021</b>	<b>2022</b>	<b>2023</b>	<b>2024</b>	<b>2025</b>	<b>2026</b>	<b>2027</b>	<b>2028</b>	<b>2029</b>	<b>2030</b>	<b>2031</b>
District 18											
Balance	-		(4,074)	6,874	119,850	199,873	240,029	281,901	325,543	371,015	418,377
<b>Revenues</b>											
TIF Increments-	-	-	23,872	228,140	332,326	343,290	354,583	366,215	378,196	390,536	403,247
Interest Earnings	(2)	(74)	(20)	34	1,199	1,999	2,400	2,819	3,255	3,710	4,184
<b>Total Revenue</b>	(2)	(74)	23,852	228,174	333,525	345,289	356,983	369,034	381,451	394,246	407,431
<b>Expenditures</b>											
Oppidan TIF Note	-	-	(10,704)	(112,998)	(251,302)	(302,932)	(312,912)	(323,192)	(333,779)	(344,684)	(355,917)
Admin Expenses	(14,756)	(4,000)	(2,200)	(2,200)	(2,200)	(2,200)	(2,200)	(2,200)	(2,200)	(2,200)	(2,200)
Total Expenditures	- (14,756)	- (4,000)	- (12,904)	- (115,198)	- (253,502)	- (305,132)	- (315,112)	- (325,392)	- (335,979)	- (346,884)	- (358,117)
<b>Remaining TIF Balance</b>	<b>(14,758)</b>	<b>(4,074)</b>	<b>6,874</b>	<b>119,850</b>	<b>199,873</b>	<b>240,029</b>	<b>281,901</b>	<b>325,543</b>	<b>371,015</b>	<b>418,377</b>	<b>467,691</b>




## **SUPPLEMENTAL FUTURE CONSIDERATION PROJECTS**

### **CITY OF RAMSEY CAPITAL IMPROVEMENT PROGRAM 2023-2032**

*The Capital Improvement Program document is a planning tool maintained by the city to identify future projects, related expenditures, and funding sources. All projects designated in the Capital Improvement Program are contingent upon availability of resources during the planned year. The total expenditure of projects includes city-funded sources as well as other resources such as grants, fees, bonding, etc.*






**THIS PAGE INTENTIONALLY BLANK**

## Park and Trail Capital Improvements - Future Projects



The following are park, trail and park acquisition projects that have been identified by the Park and Recreation Commission as proposed, needed improvements into the future - but do not have identified funding at the time of the 10-Year Park's CIP adoption. In other instances they are predicated on land development or future demand.

The proposed improvements are assigned to category Priority #5 which is known as Opportunity Driven/Unfunded/Placeholder. All projects are given a number 5 Priority, as the projects are currently unfunded.




**THIS PAGE INTENTIONALLY BLANK**

City of Ramsey, Minnesota  
*Capital Improvement Program*  
 2023 thru 2032

**PROJECTS BY DEPARTMENT**

Department	#	Priority	2023	2024	2025	2026	2027	2028	2029	2030	2031	2032	Total
<b>Park Improvements</b>													
Elmcrest Creek Trail to Central Park	04-PARK-002	5									800,000		800,000
Lake Itasca Community Park	04-PARK-007	5							1,200,000				1,200,000
Trott Brook Greenway Trail	04-PARK-014	5									4,000,000		4,000,000
Mississippi River Park Development- Bridge location	06-PARK-016	5									750,000		750,000
Municipal Plaza	07-PARK-001	5				3,700,000							3,700,000
The Waterfront	08-PARK-004	5	6,300,000										6,300,000
Central Anoka County Regional Trail Bridge over 10	08-PARK-008	5						5,600,000					5,600,000
Alpine Park Winter Facilities	11-PARK-003	5						2,500,000					2,500,000
Lake Itasca / COR Greenway	17-PARK-008	5					1,900,000						1,900,000
<b>Park Improvements Total</b>			<b>6,300,000</b>			<b>3,700,000</b>	<b>1,900,000</b>	<b>8,100,000</b>	<b>1,200,000</b>		<b>5,550,000</b>		<b>26,750,000</b>
<b>Site Acquisitions</b>													
Sixth Community Park (north central Ramsey)	06-ACQ-001	5				3,800,000							3,800,000
<b>Site Acquisitions Total</b>						<b>3,800,000</b>							<b>3,800,000</b>
<b>GRAND TOTAL</b>			<b>6,300,000</b>			<b>7,500,000</b>	<b>1,900,000</b>	<b>8,100,000</b>	<b>1,200,000</b>		<b>5,550,000</b>		<b>30,550,000</b>



**THIS PAGE INTENTIONALLY BLANK**

City of Ramsey, Minnesota  
*Capital Improvement Program*

Data in Year 2023 and 2032

**PROJECTS BY YEAR & PRIORITY**

Project Name	Department	Project #	Priority	Project Cost
<b>2023</b>				
<i>Priority 5-Opportunity/Unfunded/Placeholder</i>				
The Waterfront	Park Improvements	08-PARK-004	5	6,300,000
			<i>Total for: Priority 5</i>	6,300,000
<b>Total for 2023</b>				<b>6,300,000</b>
<b>2026</b>				
<i>Priority 5-Opportunity/Unfunded/Placeholder</i>				
Municipal Plaza	Park Improvements	07-PARK-001	5	3,700,000
Sixth Community Park (north central Ramsey)	Site Acquisitions	06-ACQ-001	5	3,800,000
			<i>Total for: Priority 5</i>	7,500,000
<b>Total for 2026</b>				<b>7,500,000</b>
<b>2027</b>				
<i>Priority 5-Opportunity/Unfunded/Placeholder</i>				
Lake Itasca / COR Greenway	Park Improvements	17-PARK-008	5	1,900,000
			<i>Total for: Priority 5</i>	1,900,000
<b>Total for 2027</b>				<b>1,900,000</b>
<b>2028</b>				
<i>Priority 5-Opportunity/Unfunded/Placeholder</i>				
Central Anoka County Regional Trail Bridge over 10	Park Improvements	08-PARK-008	5	5,600,000
Alpine Park Winter Facilities	Park Improvements	11-PARK-003	5	2,500,000
			<i>Total for: Priority 5</i>	8,100,000
<b>Total for 2028</b>				<b>8,100,000</b>
<b>2029</b>				
<i>Priority 5-Opportunity/Unfunded/Placeholder</i>				
Lake Itasca Community Park	Park Improvements	04-PARK-007	5	1,200,000
			<i>Total for: Priority 5</i>	1,200,000
<b>Total for 2029</b>				<b>1,200,000</b>
<b>2031</b>				
<i>Priority 5-Opportunity/Unfunded/Placeholder</i>				
Elmcrest Creek Trail to Central Park	Park Improvements	04-PARK-002	5	800,000
Trott Brook Greenway Trail	Park Improvements	04-PARK-014	5	4,000,000
Mississippi River Park Development-Bridge location	Park Improvements	06-PARK-016	5	750,000
			<i>Total for: Priority 5</i>	5,550,000

<b>Project Name</b>	<b>Department</b>	<b>Project #</b>	<b>Priority</b>	<b>Project Cost</b>
	<b>Total for 2031</b>			<b>5,550,000</b>
<b>GRAND TOTAL</b>				<b>30,550,000</b>

Capital Improvement Program

2023 *thru* 2032

City of Ramsey, Minnesota

Project #	04-PARK-002
Project Name	Elmcrest Creek Trail to Central Park

Department	Park Improvements
Contact	Unassigned
Type	Improvement
Useful Life	50 Years
Category	Park Improvement
Priority	5-Opportunity/Unfunded/Placeholder
Status	Future Consideration

Total Cost \$800,000

Description

This trail would link Elmcrest Park to Central Park, the neighborhoods in between, and provide off-roadway trail experience within central Ramsey.

Justification

Connecting the two community parks would reduce the need to replicate some facilities in both locations. The construction of the trail may coincide at such time as residents may subdivide their lots east of Ramsey Blvd, along the county ditch.

Expenditures	2023	2024	2025	2026	2027	2028	2029	2030	2031	2032	Total
Improvements Other than Building Cost									800,000		800,000
<b>Total</b>									<b>800,000</b>		<b>800,000</b>

Funding Sources	2023	2024	2025	2026	2027	2028	2029	2030	2031	2032	Total
Grants/Outside Sources									150,000		150,000
Park Improvement Trust Fund									650,000		650,000
<b>Total</b>									<b>800,000</b>		<b>800,000</b>

Capital Improvement Program

2023 *thru* 2032

City of Ramsey, Minnesota

Project #	04-PARK-007
Project Name	Lake Itasca Community Park

Department	Park Improvements
Contact	Unassigned
Type	Improvement
Useful Life	50 Years
Category	Park Improvement
Priority	5-Opportunity/Unfunded/Placeholder
Status	Future Consideration

Total Cost \$1,200,000

Description

This project is intended to begin the development of Lake Itasca Park North of Alpine Drive, east of the lake to the west line of the adjacent subdivision.

Justification

Properties south of Alpine Drive, both east and west of Puma Street have developed as residential. This development as essentially provided the necessary Park Dedication funds for the 1st phase of construction, as well as contributing increased recreational demand.

Expenditures	2023	2024	2025	2026	2027	2028	2029	2030	2031	2032	Total
Improvements Other than Building Cost							1,200,000				1,200,000
<b>Total</b>							<b>1,200,000</b>				<b>1,200,000</b>

Funding Sources	2023	2024	2025	2026	2027	2028	2029	2030	2031	2032	Total
Park Improvement Trust Fund							1,200,000				1,200,000
<b>Total</b>							<b>1,200,000</b>				<b>1,200,000</b>

# Capital Improvement Program

2023 *thru* 2032

## City of Ramsey, Minnesota

Project #	04-PARK-014
Project Name	Trott Brook Greenway Trail

Department	Park Improvements
Contact	Unassigned
Type	Improvement
Useful Life	20 Years
Category	Park Improvement
Priority	5-Opportunity/Unfunded/Placeholder
Status	Future Consideration

Total Cost \$4,000,000

### Description

The Trott Brook Greenway Trail extends from Elk River's Youth Athletic Complex near Jarvis Street and follows the brook easterly to Rum River Central Park about six miles away. The project would involve continued acquisition of scenic and trail easements, boardwalk and trail construction and natural resource enhancements. Segments of the trail may be on-street within certain neighborhoods.

### Justification

This trail project would be predicated on significant planning leading up to construction and likely involve a Master Plan, as well as receiving grant monies for funding. The land around the brook is the largest and most contiguous undeveloped natural area within Ramsey. The City presently has about half of the land acquired (through Park Dedications and a LCCMR grant) to construct this trail.

This trail has a regional context. There is a trail proposed to connect Sherburne County and Ramsey to a metro regional park. This project may be a good candidate for Legacy Ammendment funding, following a regional designation.

Expenditures	2023	2024	2025	2026	2027	2028	2029	2030	2031	2032	Total
Improvements Other than Building Cost									4,000,000		4,000,000
<b>Total</b>									<b>4,000,000</b>		<b>4,000,000</b>

Funding Sources	2023	2024	2025	2026	2027	2028	2029	2030	2031	2032	Total
Grants/Outside Sources									4,000,000		4,000,000
<b>Total</b>									<b>4,000,000</b>		<b>4,000,000</b>

# Capital Improvement Program

2023 *thru* 2032

## City of Ramsey, Minnesota

Project #	06-PARK-016
Project Name	Mississippi River Park Development-Bridge location

Department	Park Improvements
Contact	
Type	Improvement
Useful Life	20 Years
Category	Park Improvement
Priority	5-Opportunity/Unfunded/Placeholder
Status	Future Consideration

### Description

Total Cost \$750,000

This neighborhood park is proposed in the general vicinity of the proposed bridge crossing, along the banks of the river. The park would consist of the usual park amenities, as well as open space that may be shared with adjoining new and existing residential land use.

The funding and the timing of the park development would be concurrent with the subdivision of the land.

This park may also serve as a trailhead for a trail (to be built with the bridge construction), that will connect Hennepin County, and the Three Rivers Park District to Ramsey and the Mississippi River Trail.

### Justification

Expenditures	2023	2024	2025	2026	2027	2028	2029	2030	2031	2032	Total
Improvements Other than Building Cost									750,000		750,000
<b>Total</b>									<b>750,000</b>		<b>750,000</b>

Funding Sources	2023	2024	2025	2026	2027	2028	2029	2030	2031	2032	Total
Park Improvement Trust Fund									750,000		750,000
<b>Total</b>									<b>750,000</b>		<b>750,000</b>

Capital Improvement Program

2023 *thru* 2032

City of Ramsey, Minnesota

Project #	07-PARK-001
Project Name	Municipal Plaza

Department	Park Improvements
Contact	
Type	Improvement
Useful Life	20 Years
Category	Park Improvement
Priority	5-Opportunity/Unfunded/Placeholder
Status	Future Consideration

<b>Description</b>	<b>Total Cost</b> \$3,700,000
Development of the proposed 2-acre Municipal Plaza in The COR, based upon the parks framework plan at \$41 per square foot.	

<b>Justification</b>
This urban park-space may be the most prominent park space within The COR - due to its visibility along Sunwood Drive, and its relationship to the Municipal Center and transit hub. The site is also likely to be used for the city's festival known as Happy Days.

Expenditures	2023	2024	2025	2026	2027	2028	2029	2030	2031	2032	Total
Improvements Other than Building Cost				3,700,000							3,700,000
<b>Total</b>				<b>3,700,000</b>							<b>3,700,000</b>

Funding Sources	2023	2024	2025	2026	2027	2028	2029	2030	2031	2032	Total
Grants/Outside Sources				200,000							200,000
Park Improvement Trust Fund				3,500,000							3,500,000
<b>Total</b>				<b>3,700,000</b>							<b>3,700,000</b>

Capital Improvement Program

2023 *thru* 2032

City of Ramsey, Minnesota

Project #	08-PARK-004
Project Name	The Waterfront

Department	Park Improvements
Contact	
Type	Improvement
Useful Life	20 Years
Category	Park Improvement
Priority	5-Opportunity/Unfunded/Placeholder
Status	Future Consideration

Total Cost \$6,300,000

Description

This project will be the culmination of comprehensive planning for a significant water feature in The COR. The 'lake' will be a layering of public and private amenities - such as the integration of a restaurant, required open space, public paths, wading areas, a splash pad and shady aesthetics, all of which provides the "green" and "blue" (and stormwater) connections between The Draw and retail areas.

Justification

In addition to providing a superior view-shed for residential and retail sites as well as water recreation, the pond will handle storm run-off and provide fill material for other projects within The COR. The cost projections are based on the parks framework plan for The COR at \$11 per square foot.

Expenditures	2023	2024	2025	2026	2027	2028	2029	2030	2031	2032	Total
Improvements Other than Building Cost	6,300,000										6,300,000
<b>Total</b>	<b>6,300,000</b>										<b>6,300,000</b>
Funding Sources	2023	2024	2025	2026	2027	2028	2029	2030	2031	2032	Total
Park Improvement Trust Fund	6,300,000										6,300,000
<b>Total</b>	<b>6,300,000</b>										<b>6,300,000</b>

# Capital Improvement Program

2023 *thru* 2032

## City of Ramsey, Minnesota

Project #	08-PARK-008
Project Name	Central Anoka County Regional Trail Bridge over 10

Department	Park Improvements
Contact	
Type	Improvement
Useful Life	20 Years
Category	Park Improvement
Priority	5-Opportunity/Unfunded/Placeholder
Status	Future Consideration

Total Cost \$5,600,000

### Description

Bridge #02053 will connect The COR to the trail to the Mississippi River along the storm sewer outfall and serve as a regional trail connection between the Northstar Rail Station and Mississippi West Regional Park.

### Justification

The COR is designed to be pedestrian friendly. This bridge will provide a connection to West Mississippi Regional Park and the regional trail. Further, the rail and highway crossing will allow residents to access the commuter rail and The COR without adding automobile trips to Hwys #10 and #169.

Ramsey has received \$100,000 from Met Council for engineering and design, and \$490,000 from the National Park Service to complete the final plans and specifications. Additionally, a private developer has contributed the touch-down land adjacent to Riverdale Drive. Because this route is a regional trail, the project's construction should be a joint endeavor between Anoka County and the City, funded by a Metropolitan Council grant.

Expenditures	2023	2024	2025	2026	2027	2028	2029	2030	2031	2032	Total
Improvements Other than Building Cost						5,600,000					5,600,000
<b>Total</b>						<b>5,600,000</b>					<b>5,600,000</b>

Funding Sources	2023	2024	2025	2026	2027	2028	2029	2030	2031	2032	Total
Grants/Outside Sources						5,600,000					5,600,000
<b>Total</b>						<b>5,600,000</b>					<b>5,600,000</b>

Capital Improvement Program

2023 *thru* 2032

City of Ramsey, Minnesota

Project #	11-PARK-003
Project Name	Alpine Park Winter Facilities

Department	Park Improvements
Contact	
Type	Improvement
Useful Life	25
Category	Park Improvement
Priority	5-Opportunity/Unfunded/Placeholder
Status	Future Consideration

Total Cost \$2,500,000

Description

This project shall include the construction of a chalet/warming house capable of facilitating winter equipment rentals and vending. Improvements will also include the expansion of the existing parking lot, and the construction of refrigerated rinks.

Justification

This warming house will function as a hub for winter recreation in the city with ice skating, sliding, and cross-country ski trails. Further, the existing warming house and rinks at Ramsey Elementary are in sub-standard condition and would be discontinued under this proposal.

Expenditures	2023	2024	2025	2026	2027	2028	2029	2030	2031	2032	Total
Building Cost/Construction						750,000					750,000
Improvements Other than Building Cost						1,750,000					1,750,000
<b>Total</b>						<b>2,500,000</b>					<b>2,500,000</b>

Funding Sources	2023	2024	2025	2026	2027	2028	2029	2030	2031	2032	Total
Park Improvement Trust Fund						2,500,000					2,500,000
<b>Total</b>						<b>2,500,000</b>					<b>2,500,000</b>

Capital Improvement Program

2023 *thru* 2032

City of Ramsey, Minnesota

Project #	17-PARK-008
Project Name	Lake Itasca / COR Greenway

Department	Park Improvements
Contact	
Type	Improvement
Useful Life	20
Category	Park Improvement
Priority	5-Opportunity/Unfunded/Placeholder
Status	Future Consideration

Total Cost \$1,900,000

Description

This project envisions a Greenway connection from Municipal Plaza, The Draw and the proposed Waterfront, west through The COR to the Lake Itasca Community Park.

Justification

The Greenway will be the primary east/west pedestrian route on either side of Armstrong Blvd, connecting places to live, work and recreate. It is intended that the Greenway also will be a working component of the stormwater system.

Expenditures	2023	2024	2025	2026	2027	2028	2029	2030	2031	2032	Total
Improvements Other than Building Cost					1,900,000						1,900,000
<b>Total</b>					<b>1,900,000</b>						<b>1,900,000</b>

Funding Sources	2023	2024	2025	2026	2027	2028	2029	2030	2031	2032	Total
Park Improvement Trust Fund					1,900,000						1,900,000
<b>Total</b>					<b>1,900,000</b>						<b>1,900,000</b>

Capital Improvement Program

2023 *thru* 2032

City of Ramsey, Minnesota

Project #	06-ACQ-001
Project Name	Sixth Community Park (north central Ramsey)

Department	Site Acquisitions
Contact	
Type	Land
Useful Life	Unassigned
Category	Site Acquisition
Priority	5-Opportunity/Unfunded/Placeholder
Status	Future Consideration

<b>Description</b>	Total Cost \$3,800,000
--------------------	------------------------

The park location is presently proposed as Trott Brook Crossings, north of Trott Brook and geographically centralized within the city.

The park would have athletic fields, significant playground and repurposed barns serving as a community event center.

<b>Justification</b>
----------------------

Given the projected build-out of Ramsey, it is anticipated that a sixth Community Park will be required to meet the needs of the existing and future residents.

Expenditures	2023	2024	2025	2026	2027	2028	2029	2030	2031	2032	Total
Land Acquisition				3,800,000							3,800,000
<b>Total</b>				<b>3,800,000</b>							<b>3,800,000</b>

Funding Sources	2023	2024	2025	2026	2027	2028	2029	2030	2031	2032	Total
Park Improvement Trust Fund				3,800,000							3,800,000
<b>Total</b>				<b>3,800,000</b>							<b>3,800,000</b>

**Meeting Date:** 11/10/2022

**By:** Mark Riverblood, Engineering/Public Works

---

**Information**

**Title:**

2022-2023 Ice Skating Season—Periodic Warming House Closures Expected

**Purpose/Background:**

The city has two outdoor ice skating facilities, each with two lighted hockey rinks and a pleasure rink. The facility at Central Park has a spacious warming house with fireplace, with the warming house at Ramsey Elementary smaller and with no restroom inside. The skating facilities at the school have been in existence since 1977, and the warming house at Central was completed around 1988.

To create the ice, city staff floods with a water truck 24 hours per day (three 8-hour shifts by park's maintenance workers) as soon as the weather is cold enough, and the ground is frozen which can occur as early as the first week in December. After a good base of ice is established (two weeks or more of flooding), the rinks are swept and lightly flooded most weekdays.

The warming houses are open at 3:30 weekdays until 9 or as late as 10 pm. The warming houses are also open weekends and holidays during the day. The two facilities are staffed by part-time rink attendants (up to 8 individuals for both locations) who monitor for site security and perform basic maintenance duties. In recent years, there has been difficulty attracting enough applicants for the rink attendant position.

In 2022, attracting adequate applicants for any Public Works position has been problematic—and the forecast is that there will be a dearth of rink attendant applicants for the 2022-23 Winter skating season. Therefore, as this situation may prove out, staff will be making plans for periodic weekday closure of the warming house at Ramsey Elementary School. It should be noted, that this closure only affects the warming house proper —residents may still skate at the rinks, there just will not be access to the building nor rink lights at night.

**Notification:**

**Observations/Alternatives:**

If enough rink attendants may be hired in the coming weeks, the warming house at Central Park would be open each day of the week, with closures only weekdays at Ramsey Elementary as staffing allows. This case is informational, intending to communicate what the public may expect for outdoor skating opportunities this Winter. For times when the warming house at the school may be closed, a sign will be posted on the building, advising persons that Central Park is open and available with the address there.

The anticipated closure of one warming house on weekdays may not be a significant concern, as despite a growing population in Ramsey, rink usage has shown a steady decline as depicted in the first attachment.

**Funding Source:**

**Recommendation:**

**Action:**

None required—this case is informational.

---

**Attachments**

Rink Use Trends

Rink Attendant Posting

---

**Form Review**

**Inbox**

Bruce Westby

Form Started By: Mark Riverblood

Final Approval Date: 11/04/2022

**Reviewed By**

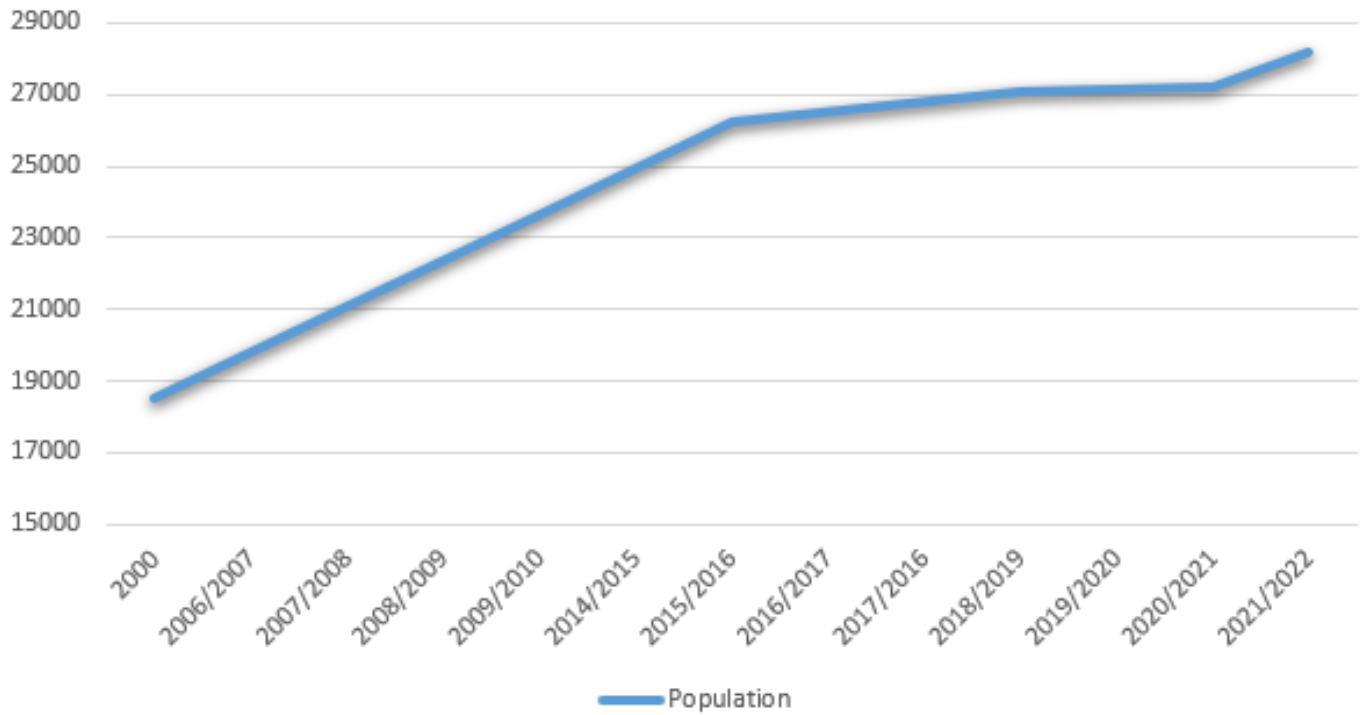
Bruce Westby

**Date**

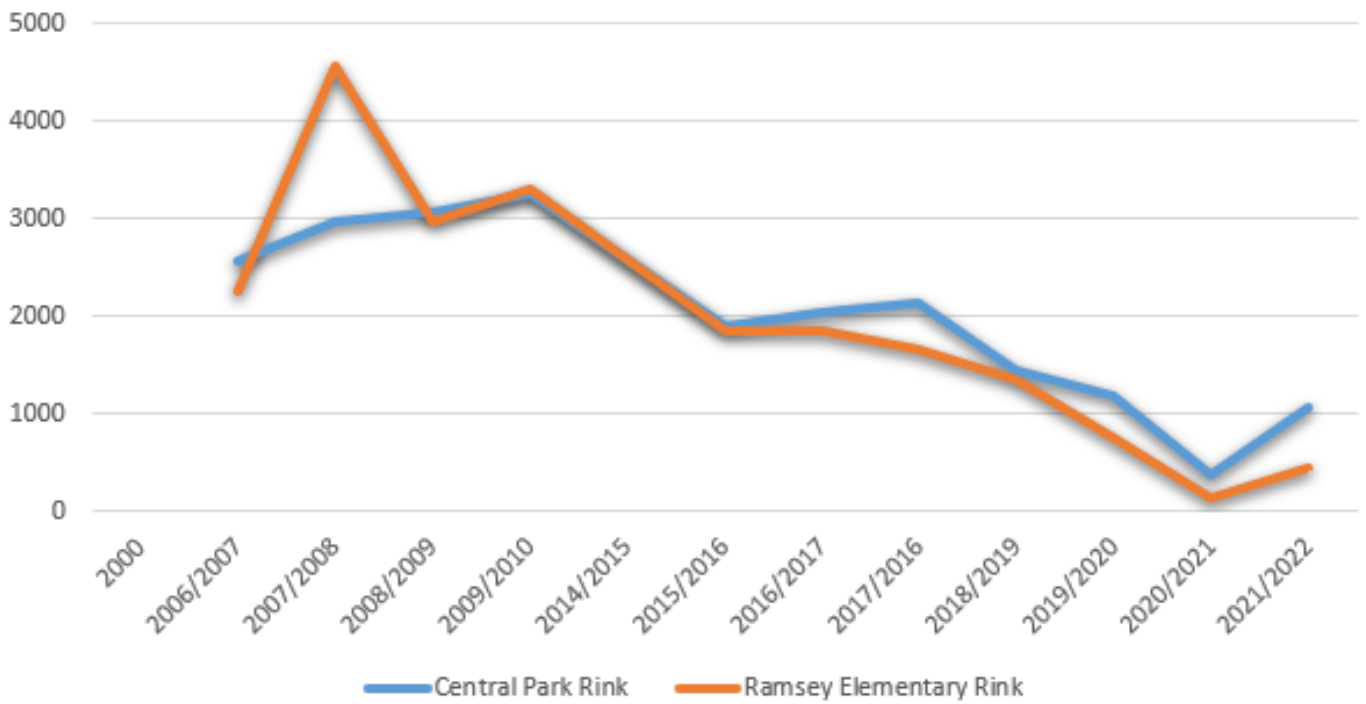
11/04/2022 03:54 PM

Started On: 11/04/2022 08:44 AM


### Population in Ramsey



### Number of Rink Users



(‘Dip’ in 2020-21 represents Covid closures)



# Rink Attendant

Class Code:  
16013-22

Bargaining Unit: None

CITY OF RAMSEY  
Established Date: Sep 12, 2017  
Revision Date: Aug 31, 2022

## SALARY RANGE

\$13.00 - \$14.50 Hourly

## PRIMARY OBJECTIVE OF POSITION:

To maintain the warming houses during the skating season through responsible, safety-minded work as a part-time temporary Ice Rink Attendant at Central Park and Ramsey Elementary School. Weather permitting, the warming houses are expected to open Friday, December 16, 2022 and will remain open for approximately ten (10) weeks.

The warming houses are typically open from 3:30 pm to 10:00 pm on weekdays, from 10:00 am to 10:00 pm on Saturdays, and from 12:00 pm (noon) to 8:00 pm on Sundays. During the holidays when schools are on winter break, the rinks will be open from 10:00 am to 10:00 pm on the weekdays, depending on weather conditions.

## MINIMUM QUALIFICATIONS:

The successful applicant must possess the following minimum qualifications:

- Must be at least 16 years of age by Thursday, December 8, 2022
- Must pass a drivers license and criminal background check

### DESIRED QUALIFICATIONS:

- Previous experience as a rink attendant
- Training in first-aid

**\*\*NOTE\*\* All individuals that are hired must be able to attend the mandatory orientation program on Thursday, December 8, 2022 from 6:00 pm to 8:30 pm.**

## **ESSENTIAL JOB FUNCTIONS:**

- Supervise rink, warming house and grounds, with safety being of primary concern
- Enforce rules and policies
- Shovel snow from the gates and doorways
- Keep walkways and doorways ice-free
- Report safety hazards to the Parks Supervisor, Parks Lead or his/her designee immediately
- Sweep and mop warming house before leaving shift and pick up all debris
- Push nets off rinks and out of the gate openings
- Utilize the rink attendant's daily log sheet to communicate all non-emergency information to the Parks Supervisor and Parks Lead or his/her designee
- Account for, and put away all shovels and equipment before completing shift
- Turn off the rink lights according to time and weather conditions
- Assist with rink scheduling
- Safeguard keys
- Secure premises before leaving

## **KNOWLEDGE, SKILLS AND ABILITIES:**

- Ability to understand and follow verbal instructions in English
- Ability to work independently with limited supervision
- Ability to work in cold weather conditions
- Ability to finish work in a timely and efficient manner
- Ability to get along with others including patrons of the ice rinks, supervisors, and coworkers

## **JOB ACTIVITY REQUIREMENTS:**

This job requires employees to be able to lift and carry up to 50 pounds without assistance.

This position's working conditions are as follow, but are not limited to:

- Working Outdoors
- Working Indoors
- Working with chemicals (cleaning product/ice melt)

**Park and Recreation Commission**

**6. 1.**

**Meeting Date:** 11/10/2022

**By:** Marla Martinez-Flynn, Engineering/Public Works

---

**Information**

**Title:**

Commission/Staff Input

**Purpose/Background:**

- Recreation Program Highlights
- Consider Canceling December's Regular Meeting(?)

**Notification:**

**Observations/Alternatives:**

**Funding Source:**

n/a

**Recommendation:**

**Action:**

---

**Attachments**

- Holiday Tree Lighting
  - Ornament Making
  - Floral Arrangement Workshop
  - Holiday Lights Contest
  - Winter Walking
  - Yoga
  - Line Dancing
  - Photo Contest
- 

**Form Review**

<b>Inbox</b>	<b>Reviewed By</b>	<b>Date</b>
Mark Riverblood	Mark Riverblood	11/04/2022 08:00 AM
Bruce Westby	Bruce Westby	11/04/2022 03:39 PM
Form Started By: Marla Martinez-Flynn		Started On: 11/03/2022 11:50 AM
Final Approval Date: 11/04/2022		



City of Ramsey's Annual

# *Holiday Tree Lighting*

Tuesday, November 29  
Tree Lighting at 6:00 pm  
Ramsey City Hall

- Cookies & Cocoa provided by the Ramsey Lions
  - Pictures with Santa
  - Horse-Drawn Trolley
- Create-Your-Own Ornament



Ramsey City Hall will be a collection site for Toys for Joy and Granny's Closet this holiday season. Please consider bringing a new, unwrapped toy or clothing item to donate. Info at [cityoframsey.com](http://cityoframsey.com).



Ramsey Parks & Recreation Presents:

# Polymer Clay Ornament Class



## Create your own festive ornament!

After the tree lighting ceremony, join us inside to make holiday ornaments out of polymer clay. Instructors will provide step-by-step instructions on making a one-of-a-kind star ornament. This class is great for kids, it's great for adults, it's great for the whole family!

**Registration** is required. The cost is \$10 per person and includes all the materials needed for the project. Every person that makes an ornament must register. If you are just helping a child, you don't need to register.

## Location:

**Alexander Ramsey Room**  
Ramsey City Hall  
7550 Sunwood Drive NW  
Ramsey, MN 55303

**Date:** Tuesday, November 29


**Time:** 6:30 - 7:30pm

## Registration:

[CityofRamsey.com/ParkEvents](http://CityofRamsey.com/ParkEvents)

## Contact:

**Marla Martinez-Flynn**  
*Recreation Specialist*  
mmartinez-flynn@cityoframsey.com  
763-433-9883





# Ramsey Parks & Recreation Presents: Floral Arrangement Workshop



**Create a festive winter-themed floral arrangement!** Spend the evening learning how to create floral arrangements. During this class the instructor will walk you through making a winter-themed arrangement with fresh evergreen and flowers. After the class is over, you will have a beautiful arrangement to take home with you! Keep the arrangement for yourself or gift it to someone for the holidays.

**Registration** is required, and space is limited to 15 participants. The cost is \$50 a person and includes all the materials needed to create your floral arrangement.


**Location:** Ramsey City Hall  
**Alexander Ramsey Room**  
7550 Sunwood Drive NW  
Ramsey, MN 55303

**Date:** Tuesday, December 13

**Time:** 6:30 - 8:00pm

**Registration:**  
[CityofRamsey.com/ParkEvents](http://CityofRamsey.com/ParkEvents)

**Contact:**  
**Marla Martinez-Flynn**  
*Recreation Specialist*  
mmartinez-flynn@cityoframsey.com  
763-433-9883





# Ramsey Parks & Recreation Presents: Holiday Lights Contest



**Join us for the City's 2nd annual Holiday Lights Contest!** Show your holiday spirit by decorating your property for everyone to enjoy. A map with all participating addresses will be available on the City's website for residents to take a self-guided tour. Residents can vote December 5 – 15, and winners will be announced on December 19. Residential, commercial, and industrial properties are welcome to participate.

**Registration** is required. Properties must register by December 1 to be included in the list of addresses posted on the City's website.

**Registration:**

[CityofRamsey.com/ParkEvents](http://CityofRamsey.com/ParkEvents)


**Contact:**

**Marla Martinez-Flynn**

*Recreation Specialist*

[mmartinez-flynn@cityoframsey.com](mailto:mmartinez-flynn@cityoframsey.com)

763-433-9883





# Ramsey Parks & Recreation Presents: Winter Walking Series



**Stay active this winter by walking the trails in Ramsey!** Join us on the second Monday of the month December—March to walk the trails at our parks in Ramsey. Walking is a great way to spend time outdoors, improve your fitness and well-being, and meet other people. We will walk for close to an hour and participants can take breaks whenever needed. All abilities and fitness levels are welcome!

**Registration** is required. There is no cost for this program. The schedule of parks we will meet at will be on your registration confirmation receipt. It will also be sent via email.

**Location:**

**We will meet at a different park in Ramsey each session**

**Date:** 2nd Monday of the month  
December—March  
12/12, 1/9, 2/13, and 3/13

**Time:** 5:30 - 6:30pm

**Registration:**

[CityofRamsey.com/ParkEvents](http://CityofRamsey.com/ParkEvents)


**Contact:**

**Marla Martinez-Flynn**

*Recreation Specialist*

mmartinez-flynn@cityoframsey.com

763-433-9883





# Ramsey Parks & Recreation Presents: Gentle Movement Yoga



## Gentle Movement Yoga with Jennifer

Join Jennifer in an hour long gentle movement style yoga class where we will connect to our breath through mindful movement. All experience levels are welcome and encouraged to participate in this series.

### Prepare for class:

- Bring a yoga mat, water, and a small towel
- Wear comfortable clothing and be prepared to practice barefoot

**Registration** is required as space is capped at 20 students. The fee for this series is \$30.

### Location:

**Public Works Building**  
14199 Jasper St NW  
Ramsey, MN 55303

**Dates:** Wednesdays  
October 19 - November 30  
No class November 9

**Time:** 6:00 - 7:00pm

### To register:

[CityofRamsey.com/ParkEvents](http://CityofRamsey.com/ParkEvents)

### Contact:

**Marla Martinez-Flynn**  
*Recreation Specialist*  
mmartinez-flynn@cityoframsey.com  
(763) 433-9883



Ramsey Parks & Recreation presents:

# Line Dancing



## Line Dancing

Join us for a fun night of line dancing! A beginner class will be held from 6:00-6:30pm and an advanced beginner class will be held from 6:30-7:30pm. Something different is taught every week, so if you miss a class or two it is okay. Partners are not required for line dancing, but feel free to bring along a friend or two.

This class is instructed by Karen Ann Stark. She has over 15 years experience teaching dance. She is the former developer and choreographer of the Bootscooters Dance Team.

**To prepare for class** bring a water bottle and wear an outfit that is comfortable to dance in.

**Registration** is required, and the fee per session is \$5.

## Location:

**Central Park Building**

7925 161st Ave NW

Ramsey, MN 55303

**Dates:** November 1, 15, 29 &  
December 6

**Time:** 6:00pm - 7:30pm

## To register:

[CityofRamsey.com/ParkEvents](http://CityofRamsey.com/ParkEvents)


## Contact:

**Marla Martinez-Flynn**

*Recreation Specialist*

[mmartinez-flynn@cityoframsey.com](mailto:mmartinez-flynn@cityoframsey.com)

(763) 433-9883





# Ramsey Parks & Recreation Presents: 2022 Photo Contest

**Submit your photos to the City's Photo Contest!** The City of Ramsey is looking for beautiful photos from the community. Submit your photos that highlight what you love about life in Ramsey! Winners will be announced at the City Council meeting in March 2023, and will receive a gift card to a local business. Winning photos will be featured in various City publications.

## Contest categories:

- Nature of Ramsey
- Parks and Trails in Ramsey
- Industry and Commerce of Ramsey
- Life in Ramsey

**Contest rules:** Please visit the event page [cityoframsey.com/photocontest](http://cityoframsey.com/photocontest) for a full list of rules. Photos must be submitted by Friday, December 16.

## For more information:

Marla Martinez-Flynn, *Recreation Specialist*  
mmartinez-flynn@cityoframsey.com  
763-433-9883



Jenna Martin



Kathy Rosenow



Linda Schlueter