





CITY STREETS

Mileage Summary		
Paser Rtg	Length	%
9 - 10	45.77 mi.	24.87%
7 - 8	58.76 mi.	31.93%
5 - 6	33.57 mi.	18.24%
3 - 4	26.86 mi.	14.60%
0 - 2	16.72 mi.	9.09%
Dirt	2.59 mi.	1.41%
Total	184.03 mi.	

Legend

-  Paser 8 32.97 mi.
-  subdivisions_pts
-  MRCC_Centerlines
-  MuniBndry

CITY OF RAMSEY

2021 PASER RATINGS

STREETS RATED 8