


**CITY OF RAMSEY  
FINANCIAL STATEMENT**



**JANUARY 1, 2022 THROUGH PERIOD ENDING: March 31, 2023**

**GENERAL FUND EXPENDITURES  
- BY DEPARTMENT -**

Dept	2023 BUDGET	2023 YTD GENERAL LEDGER
Admin (inclcd elections, legal & newsletter)	1,212,108.00	285,958.64
Building Inspections	721,415.00	151,578.26
Council/Commissions (inclcd charter, council contingen	258,433.00	31,644.35
Data Processing	818,662.00	202,214.92
Engineering	554,975.00	191,053.81
Finance (inclcd assessing)	516,910.00	119,956.30
Fire (inclcd Civil Defense)	1,805,110.00	271,557.43
Gen Govt Buildings	667,254.00	140,642.67
Parks	1,661,536.00	301,989.76
Planning & Zoning	854,650.00	206,309.34
Police (inclcd animal control & comm orient)	5,527,998.00	1,175,275.06
Streets (inclcd traffic eng & snow/ice)	2,456,102.00	372,572.18
<b>Grand Total</b>	<b>17,055,153.00</b>	<b>3,450,752.72</b>

**GENERAL FUND EXPENDITURES  
- BY CATEGORY -**

Category	2023 BUDGET	2023 YTD GENERAL LEDGER
Capital Outlay	1,074,183.00	27,000.00
Other Services & Charges	2,939,067.00	583,405.95
Personal Services	11,609,269.00	2,591,318.45
Supplies	1,326,261.00	249,038.52
Transfers out	106,373.00	
<b>Grand Total</b>	<b>17,055,153.00</b>	<b>3,450,762.92</b>

**GENERAL FUND REVENUES  
- BY CATEGORY -**

Category	2023 BUDGET	2023 YTD GENERAL LEDGER
Taxes	13,088,820.00	5,006.49
Charges for Services	622,300.00	184,967.33
Business Licenses/Permits	75,400.00	10,614.09
Fines and Forfeits	50,000.00	7,674.14
Federal Intergovernmental	9,200.00	
State Intergovernmental	687,500.00	105,000.00
Interest	25,000.00	
Miscellaneous	15,750.00	2,552.89
Non-Business Licenses/Permits	624,000.00	137,083.74
Transfers in	1,857,183.00	
<b>Grand Total</b>	<b>17,055,153.00</b>	<b>452,898.68</b>

This report reflects year to date revenue and expenditures as compared to annual budget.  
It does not reflect fund balance.

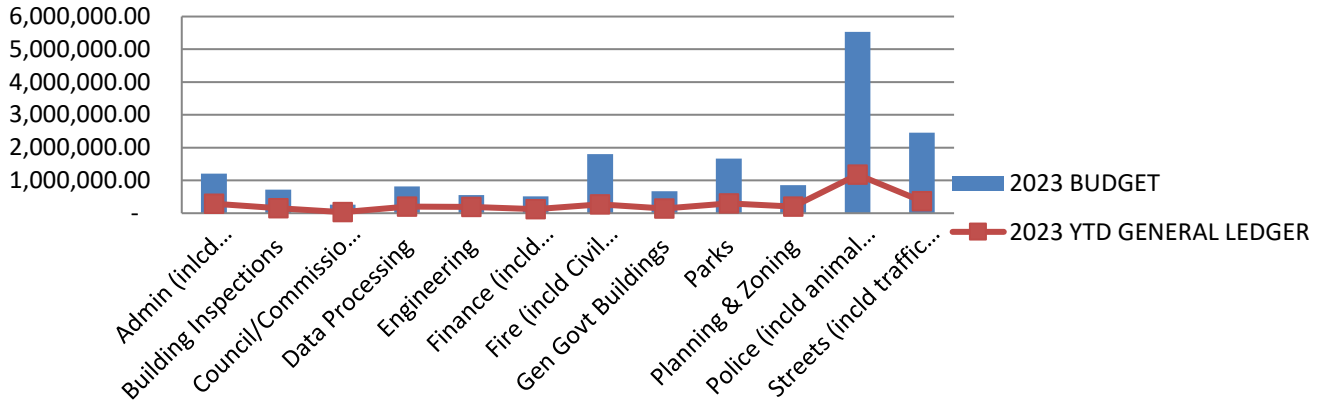
PREPARED BY: FINANCE DEPARTMENT

# CITY OF RAMSEY FINANCIAL STATEMENT

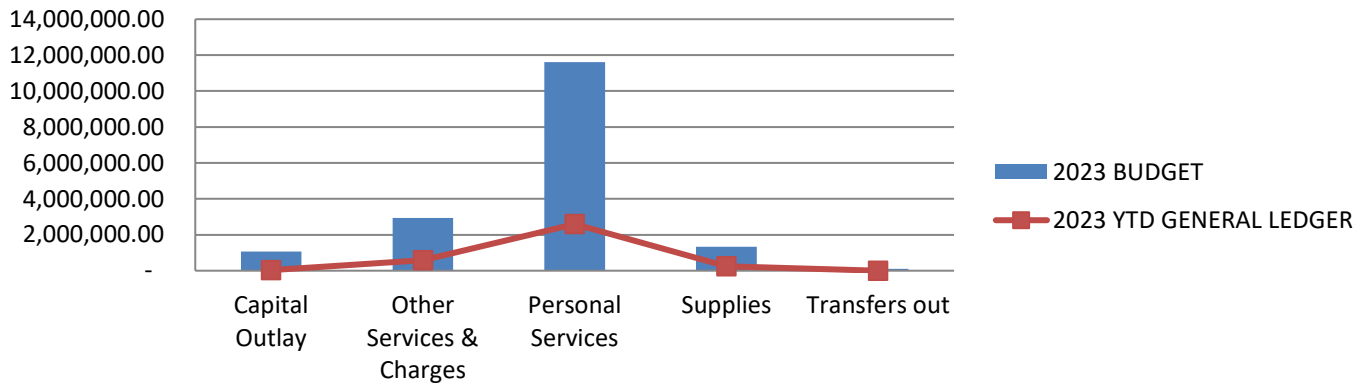


JANUARY 1, 2022 THROUGH PERIOD ENDING: March 31, 2023

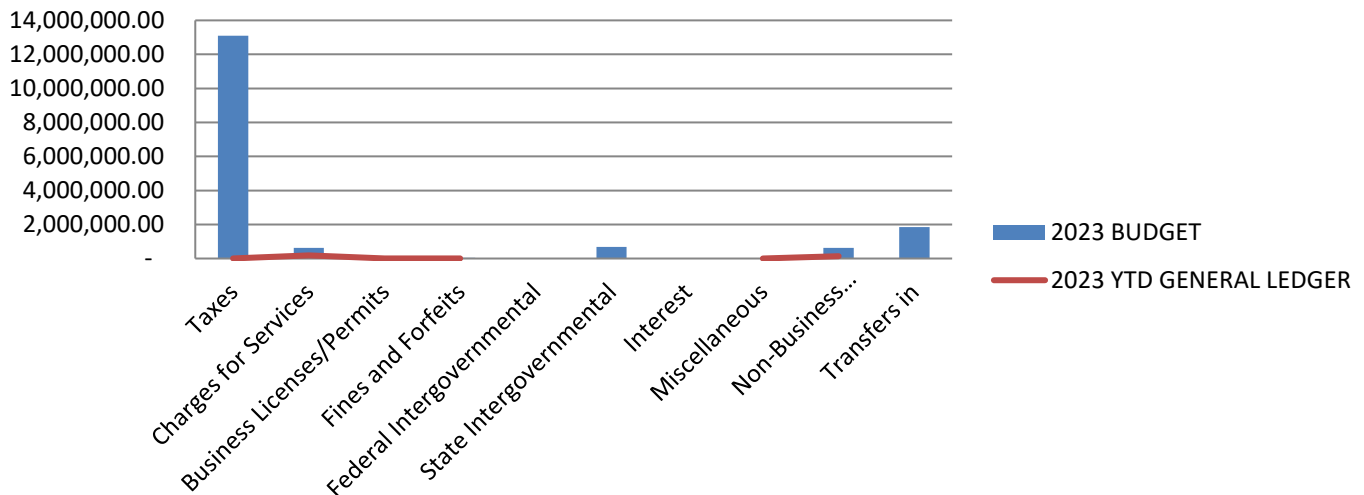
## GENERAL FUND EXPENDITURES - BY DEPARTMENT



## GENERAL FUND EXPENDITURES - BY CATEGORY



## GENERAL FUND REVENUES



This report reflects year to date revenue and expenditures as compared to annual budget. It does not reflect fund balance.

PREPARED BY: FINANCE DEPARTMENT