




### Pay Estimate Summary Sheet

Estimate Number: 1 Partial  
 Project Number: IP 23-06 (S.A.P. 199-114-001)  
 Project Name: 2023 MSA Pavement Overlay Improvements  
 Period Ending: September 30, 2023  
 Contractor: North Valley, Inc.  
 Address: 20015 Iguana Street NW Suite 100, Nowthen, MN 55330

1	Original Contract Amount		\$ 498,917.55
2	Change Order(s) No. _____ Thru No. _____		
3	Total Funds Encumbered		\$ 498,917.55
4	Value of Work Completed		\$ 448,754.18
5	Retainage <u>5</u> %		\$ (22,437.71)
	Percent Complete _____	90%	
6	Deductions or Charges		
7	Total Earned Less Retainage (Lines 4+5+6)		\$ 426,316.47
8	Previous Payment(s)		\$ -
<b>9</b>	<b>Payment Due (Lines 7-8)</b>		<b>\$ 426,316.47</b>
10	Total Balance to Finish, Including Retainage (Lines 3-7)		\$ 72,601.08

Certification of Partial Payment	
I hereby certify that, to the best of my knowledge and belief, all items, quantities and prices of work and material shown on this Estimate are correct and that all work has been performed in full accordance with the terms and conditions of the Contract for this project between owner and the undersigned Contractor, and as amended by any authorized changes and the foregoing is a true and correct statement of the contract amount for the period covered by this estimate.	
<u>North Valley Inc</u> Contractor Name	<u>Les Bloom</u> Print Name
<u>President</u> Title	 Signature
	<u>10/6/2023</u> Date

City of Ramsey Approval	
 Signature (Project Engineer)	<u>10/6/2023</u> Date
 Signature (City Engineer)	<u>10/09/2023</u> Date

Item No.	MnDOT No.	Item Description	CONTRACT AMOUNT			COMPLETED THIS PERIOD		COMPLETED TO DATE		
			Unit	Estimated Quantity	Unit Price	Extended Total	Quantity	Extended Total	Quantity	Extended Total
1	2021.501	MOBILIZATION	LS	1.0	\$ 10,610.51	\$ 10,610.51	0.5	\$ 5,305.26	0.5	\$ 5,305.26
2	2104.502	REMOVE CASTING ASSEMBLY	EA	16	\$ 308.57	\$ 4,937.12	16	\$ 4,937.12	16	\$ 4,937.12
3	2104.503	SAWING BITUMINOUS PAVEMENT (FULL DEPTH)	LF	664	\$ 3.09	\$ 2,051.76	536	\$ 1,656.24	536	\$ 1,656.24
4	2104.503	SAWING CONCRETE PAVEMENT (FULL DEPTH)	LF	187	\$ 8.66	\$ 1,619.42	185	\$ 1,602.10	185	\$ 1,602.10
5	2104.503	REMOVE CONCRETE CURB AND GUTTER	LF	601	\$ 10.79	\$ 6,484.79	535	\$ 5,772.65	535	\$ 5,772.65
6	2104.504	REMOVE BITUMINOUS PAVEMENT	SY	99	\$ 28.07	\$ 2,778.93	282	\$ 7,915.74	282	\$ 7,915.74
7	2104.504	REMOVE CONCRETE VALLEY GUTTER	SY	46	\$ 41.19	\$ 1,894.74	44	\$ 1,812.36	44	\$ 1,812.36
8	2104.504	REMOVE CONCRETE WALK	SY	333	\$ 19.75	\$ 6,576.75	413	\$ 8,156.75	413	\$ 8,156.75
9	2211.507	AGGREGATE BASE CLASS 5 MODIFIED (CV)	CY	51	\$ 92.03	\$ 4,693.53	10	\$ 920.30	10	\$ 920.30
10	2231.603	SAWED & SEALED JOINT	EA	101	\$ 54.14	\$ 5,468.14	0	\$ -	0	\$ -
11	2231.604	BITUMINOUS PATCH	SY	235	\$ 48.63	\$ 11,428.05	282	\$ 13,713.66	282	\$ 13,713.66
12	2232.504	MILL BITUMINOUS PAVEMENT 2.0"	SY	23522	\$ 1.32	\$ 31,049.04	23645	\$ 31,211.40	23645	\$ 31,211.40
13	2357.506	BITUMINOUS MATERIAL FOR TACK COAT	GAL	1647	\$ 4.60	\$ 7,576.20	1891	\$ 8,698.60	1891	\$ 8,698.60
14	2360.509	TYPE SP 9.5 WEARING COURSE MIXTURE (3,C)	TON	2658	\$ 95.79	\$ 254,609.82	2525	\$ 241,869.75	2525	\$ 241,869.75
15	2504.602	ADJUST VALVE BOX	EA	3	\$ 460.15	\$ 1,380.45	12	\$ 5,521.80	12	\$ 5,521.80
16	2506.502	ADJUST FRAME AND RING CASTING	EA	16	\$ 595.49	\$ 9,527.84	16	\$ 9,527.84	16	\$ 9,527.84
17	2506.502	CASTING ASSEMBLY (SANITARY)	EA	16	\$ 812.03	\$ 12,992.48	16	\$ 12,992.48	16	\$ 12,992.48
18	2506.602	GROUT ADJUSTMENT RINGS	EA	16	\$ 162.41	\$ 2,598.56	0	\$ -	0	\$ -
19	2506.602	GROUT CATCH BASIN	EA	39	\$ 189.47	\$ 7,389.33	8	\$ 1,515.76	8	\$ 1,515.76
20	2506.602	RESET CASTING ASSEMBLY	EA	5	\$ 703.76	\$ 3,518.80	0	\$ -	0	\$ -
21	2521.518	6" CONCRETE WALK	SF	3284	\$ 7.80	\$ 25,615.20	3720	\$ 29,016.00	3720	\$ 29,016.00
22	2521.602	DRILL & GROUT REINF BAR (EPOXY COATED)	EA	202	\$ 10.83	\$ 2,187.66	266	\$ 2,880.78	266	\$ 2,880.78
23	2531.503	CONCRETE CURB & GUTTER DESIGN B618	LF	601	\$ 48.72	\$ 29,280.72	535	\$ 26,065.20	535	\$ 26,065.20
24	2531.604	7" CONCRETE VALLEY GUTTER	SY	46	\$ 75.79	\$ 3,486.34	44	\$ 3,334.76	44	\$ 3,334.76
25	2531.618	TRUNCATED DOMES	SF	381	\$ 48.72	\$ 18,562.32	381	\$ 18,562.32	381	\$ 18,562.32
26	2540.601	LANDSCAPE RESTORATION	LS	1	\$ 2,706.77	\$ 2,706.77	0	\$ -	0	\$ -
27	2563.601	TRAFFIC CONTROL	LS	1	\$ 2,923.30	\$ 2,923.30	0.75	\$ 2,192.48	0.75	\$ 2,192.48
28	2563.601	ALTERNATE PEDESTRIAN ROUTE	LS	1	\$ 974.44	\$ 974.44	1	\$ 974.44	1	\$ 974.44
29	2574.507	TOPSOIL (LV)	LS	43	\$ 81.20	\$ 3,491.60	32	\$ 2,598.40	32	\$ 2,598.40
30	2575.504	SODDING TYPE LAWN	CY	300	\$ 21.65	\$ 6,495.00	0	\$ -	0	\$ -
31	2582.503	4" DOUBLE SOLID LINE PAINT (EPOXY)	SY	2645	\$ 1.84	\$ 4,866.80	0	\$ -	0	\$ -
32	2582.503	4" SOLID LINE PAINT (EPOXY)	LF	5446	\$ 0.92	\$ 5,010.32	0	\$ -	0	\$ -
33	2582.518	CROSSWALK PAINT (EPOXY)	SF	318	\$ 12.99	\$ 4,130.82	0	\$ -	0	\$ -
<b>GRAND TOTALS</b>						<b>\$ 498,917.55</b>	<b>\$ 448,754.19</b>	<b>\$ 448,754.18</b>		

Internal City Use Only		Quantity	Extended Total
Municipal State Aid Funds (0.57 Mob)			\$ 272,351.07
Pavement Management Funds (0.33 Mob)			\$ 156,427.24
Storm Sewer Utility Funds (0.04 Mob)			\$ 1,727.97
Sanitary Sewer Utility Funds (0.06 Mob)			\$ 18,247.92
Total Funds			\$ 448,754.18