

**City of Ramsey**  
**Agenda**  
**City Council Work Session**  
**Tuesday, August 8, 2023**

**5:30 pm**  
**Lake Itasca Room, 7550 Sunwood Drive NW**

Remote Attendance available at [www.cityoframsey.com/meetings](http://www.cityoframsey.com/meetings).  
Those joining remotely and requesting to speak are asked to use a webcam when speaking.

**1. Call to Order**

**2. Topics for Discussion**

1. Attorney / Client Privilege Discussion of Preliminary Term Sheet for Tax Increment Financing Project with Presbyterian Homes - Closed to the Public
2. Discussion of rental license fees and rental license renewal schedule, as it relates to the proposed crime-free housing and rental housing inspection programs.
3. Continued Discussion on 2024 Budget/Levies

**3. Topics for Future Discussion**

1. Review Future Topics/Calendar

**4. Mayor/Council/Staff Input**

**5. Adjournment\***

**\*Note: the City Council may motion to recess this Work Session meeting and reconvene after the regular City Council meeting if items on the agenda are not completed.**

**CC Work Session**

**Meeting Date:** 08/08/2023

**Primary Strategic Plan Initiative:** Promote economic growth and development.

**Information**

**Title:**

Attorney / Client Privilege Discussion of Preliminary Term Sheet for Tax Increment Financing Project with Presbyterian Homes - Closed to the Public

**Purpose/Background:**

This portion of the meeting will be closed to the Public under Attorney / Client Privilege under Minnesota Statute 13d.05, subdivision 3 (b).

**Timeframe:**

15 minutes

**Funding Source:**

TIF

**Responsible Party(ies):**

Taft Law Legal Counsel, Adam Niblick  
City Attorney, Fritz Knaak  
Ehler TIF Consultant, Jason Aarsvold  
Economic Development Manager, Sean Sullivan  
Community Development Director, Stephanie Hanson  
City Administrator, Brian Hagen

**Outcome:**

Review, and provide direction as necessary, on the Preliminary Term Sheet

**Attachments**

Preliminary Term Sheet - Presbyterian Homes

**Form Review**

<b>Inbox</b>	<b>Reviewed By</b>	<b>Date</b>
Brian Hagen	Brian Hagen	08/03/2023 12:29 PM
Form Started By: Sean Sullivan		Started On: 08/03/2023 11:08 AM
Final Approval Date: 08/03/2023		

## Preliminary Term Sheet

This Term Sheet, dated as of \_\_\_\_\_, 2023, is intended to set forth the general terms upon which the Developer (as defined below) and the City of Ramsey, Minnesota (the "City") may be willing to enter into a Tax Increment Financing Agreement (the "TIF Agreement").

1. Developer: Presbyterian Homes Housing and Assisted Living, Inc., a Minnesota non-profit corporation (or a limited partnership or other entity to be formed thereby or affiliated therewith)
2. Property: A portion of a parcel of land located a 14501 Nowthen Blvd. in Ramsey, Minnesota identified as property number 25-35-25-24-0059, subject to a final plat of the Property.
3. Developer Conditions, as determined to date:
  - a. Execution of TIF Agreement
  - b. Secure necessary financing for the construction of the Minimum Improvements
  - c. Site Control
4. City Conditions, as determined to date:
  - a. Establishment of a new Housing TIF District subject to approval after all proceedings as required by law
  - b. City approval of Construction Plans
  - c. City Council approval of Planning Application
  - d. Execution of a TIF Agreement
5. Minimum Improvements: Improvements to the Property will include two phases. Phase 1 will include the construction and equipping of a multi-story, approximately 280-unit general occupancy apartment with at least 20% of the units occupied or held for occupancy by persons and families whose incomes do not exceed 50% of area median income, and underground and surface parking stalls.  
  
Phase 2 will include the construction and equipping of a multi-story, approximately 160-unit senior (ages 62+) apartment and 20 (ages 55+) rental park homes and with at least 20% of the units occupied or held for occupancy by persons and families whose incomes do not exceed 50% of area median income, and underground and surface parking stalls.
6. Construction Schedule: Commence construction on Phase 1 by June 1, 2024 with substantial completion of construction by December 31, 2025. Commence construction on Phase 2 by June 1, 2025 with substantial completion of construction by December 31, 2026. For the purpose hereof, "Commence" shall mean beginning of physical improvement to the Property, including grading, excavation, or other physical site preparation work; and "Complete" shall mean that the Minimum Improvements are sufficiently complete for the issuance of a Certificate of Occupancy. Upon Completion the City will issue, if requested by the Developer, a "Certificate of Completion" in recordable form.
7. Public Assistance: Subject to all terms and conditions of the TIF Agreement and satisfaction of the requirements of applicable law including a final "but for" analysis, the City will reimburse the Developer for costs of construction of the Minimum Improvements as follows:

- a. Phase 1 in the form of a pay-as-you-go (PAYGO) note in the amount of up to \$5,632,000, bearing simple, non-compounding interest at a rate per annum of up to the lesser of 5% or the rate of interest on the first lien mortgage financing for the Minimum Improvements. The PAYGO note will be payable from 90% of the tax increment generated from the Minimum Improvements for a period of up to 20 years; and
- b. Phase 2 in the form of a pay-as-you-go (PAYGO) note in the amount of up to \$3,631,000, bearing simple, non-compounding interest at a rate per annum of up to the lesser of 5% or the rate of interest on the first lien mortgage financing for the Minimum Improvements. The PAYGO note will be payable from 90% of the tax increment generated from the Minimum Improvements for a period of up to 20 years

The PAYGO note will be issued upon completion of the Minimum Improvements and proof of expenditures for qualified TIF-eligible costs.

- 8. Fees: Within two (2) weeks of approval of this Term Sheet by the City, Developer shall deposit to the City the sum of Ten Thousand Dollars (\$10,000.00) to pay for the reasonable out-of-pocket legal, financial consultant and administrative fees associated with this transaction. Unexpended funds will be returned to the Developer and if, additional funds are needed to pay such expenses, the Developer will deposit such additional funds upon request by the City.
- 9. Look-Back Provision: The TIF Agreement will include a look-back provision to review actual project performance and returns on investment against initial projections. If returns on investment exceed certain limitations, then the TIF notes may be reduced.
- 10. Development Fees / Plat: Development fees, including but not limited to Park Dedication, Sewer, Water, Storm Sewer will be included in the Development Agreement. Any reduction or amendment to these standard fees will require City Council approval.

The Developer acknowledges that except for Section 8 above which shall be binding upon the Developer, this Term Sheet shall not be deemed conclusive or legally binding upon either the Developer or the City, and neither the Developer nor the City shall have any obligations regarding the Property, the Minimum Improvements or the Public Assistance described herein, unless and until a definitive TIF Agreement is approved by the City Council and executed by both the Developer and the City.

PRESBYTERIAN HOMES HOUSING AND ASSISTED LIVING,  
INC., A MINNESOTA NON-PROFIT CORPORATION

By: \_\_\_\_\_  
Its: \_\_\_\_\_

**CC Work Session****Meeting Date:** 08/08/2023**Primary Strategic Plan Initiative:** Create a positive image for residential neighborhoods, business districts and key corridors.**Information****Title:**

Discussion of rental license fees and rental license renewal schedule, as it relates to the proposed crime-free housing and rental housing inspection programs.

**Purpose/Background:**

As part of the proposed Crime-Free and Rental Housing Inspection Programs, it has been discussed that the fees collected from rental licenses will cover the costs of staff inspections/enforcement (police and planning), planning inspection vehicle and equipment. Currently, the city has 474 rental licenses. Each license is valid for a term of 3 years. The cost for a rental license is \$25 for 3 years, which is the lowest license fee in the metro area. The majority of communities have a yearly renewal with a much higher license fee. Staff is recommending an increase in fees and to require a yearly renewal rather than a renewal based on a 3 year cycle.

The goal of the Ramsey rental license fee is to cover the implementation of crime-free housing (multi-tenant, police department managed) and rental inspection programs (multi-tenant and single-family rentals, planning department managed). Although Ramsey does not have a formal program in place, the Code Enforcement Officer spends a vast amount of staff time addressing complaints about rental properties through inspections and bringing the properties into compliance with city codes. Attached is a spreadsheet outlining current fees collected for the rental licenses and what could be collected if fees were increased. Currently, for a 3 year licensing cycle, \$15,850.00 is collected. Staff proposes to increase the fee, as shown on the spreadsheet. If fees were increased to the proposed amount, fees collected for a 3 year licensing cycle would be approximately \$199,600.00 over a span of 3 years or if the City Council chose to approve a yearly rental license, the amount collected each year would be the same (\$199,600.00).

The proposed fees for the program include the yearly wage for a full-time Rental Housing Inspector at approximately \$94,000, initial cost of \$30,000 for an inspection vehicle, and costs associated with equipment (desk and vehicle computer, cell phone, etc). Not included in the fees is the part-time work of police department staff needed for the crime-free housing program, in which the Police Chief will need to determine the actual costs.

**Timeframe:**

Proposed fees will be added to the 2024 Fee Schedule for formal adoption by the City Council in December 2023, becoming effective January 1, 2024.

**Funding Source:**

Rental license fees will be generated to assist with the cost for program implementation (staff inspections/enforcement, vehicle, equipment).

**Responsible Party(ies):**

Community Development Planning Division and Polic Department

**Outcome:**

Staff is seeking direction to determine the increased amount of rental license fees and whether to modify the 3 year license renewal schedule to every year. Fees would be added to the 2024 Fee Schedule to assist with the funding of a Rental Housing Inspections Program and possibly the Crime-Free Housing Program.

---

### Attachments

#### Rental License Fees

#### Form Review

**Inbox**

Brian Hagen

Form Started By: Stephanie Hanson

Final Approval Date: 08/03/2023

**Reviewed By**

Brian Hagen

**Date**

08/03/2023 11:43 AM

Started On: 08/03/2023 09:21 AM

Month	Year	SF/TH Number	Apartments	Apartments	Current Monthly	Current Running Total	Proposed Monthly	Proposed Running Total
July	2023		67		\$ 1,675.00	\$ 1,675.00	\$ 26,800.00	\$ -
Aug			17		\$ 425.00	\$ 2,100.00	\$ 6,800.00	\$ -
Sep		108 Terrace Hill		1	\$ 3,100.00	\$ 5,200.00	\$ 44,200.00	\$ -
Oct			13		\$ 325.00	\$ 5,525.00	\$ 5,200.00	\$ -
Nov			3 Residence at the COR	1	\$ 475.00	\$ 6,000.00	\$ 2,200.00	\$ -
Dec			0		\$ -	\$ 6,000.00	\$ -	\$ -
Jan	2024		2		\$ 50.00	\$ 6,050.00	\$ 800.00	\$ 800.00
Feb			3		\$ 75.00	\$ 6,125.00	\$ 1,200.00	\$ 2,000.00
Mar			1 Suite Living	1	\$ 425.00	\$ 6,550.00	\$ 1,400.00	\$ 3,400.00
Apr			0		\$ -	\$ 6,550.00	\$ -	\$ 3,400.00
May			3 Savannah Oaks	1	\$ 475.00	\$ 7,025.00	\$ 2,200.00	\$ 5,600.00
Jun			13 Stone River	1	\$ 725.00	\$ 7,750.00	\$ 6,200.00	\$ 11,800.00
Jul			8		\$ 200.00	\$ 7,950.00	\$ 3,200.00	\$ 15,000.00
Aug			7		\$ 175.00	\$ 8,125.00	\$ 2,800.00	\$ 17,800.00
Sep			7		\$ 175.00	\$ 8,300.00	\$ 2,800.00	\$ 20,600.00
Oct			7		\$ 175.00	\$ 8,475.00	\$ 2,800.00	\$ 23,400.00
Nov			10		\$ 250.00	\$ 8,725.00	\$ 4,000.00	\$ 27,400.00
Dec			6		\$ 150.00	\$ 8,875.00	\$ 2,400.00	\$ 29,800.00
Jan	2025		11		\$ 275.00	\$ 9,150.00	\$ 4,400.00	\$ 34,200.00
Feb			5 Greenway Terrace	1	\$ 525.00	\$ 9,675.00	\$ 3,000.00	\$ 37,200.00
Mar			5		\$ 125.00	\$ 9,800.00	\$ 2,000.00	\$ 39,200.00
Apr			10 Sunwood Village	1	\$ 650.00	\$ 10,450.00	\$ 5,000.00	\$ 44,200.00
May			8		\$ 200.00	\$ 10,650.00	\$ 3,200.00	\$ 47,400.00
Jun			11		\$ 275.00	\$ 10,925.00	\$ 4,400.00	\$ 51,800.00
Jul			4		\$ 100.00	\$ 11,025.00	\$ 1,600.00	\$ 53,400.00
Aug			6		\$ 150.00	\$ 11,175.00	\$ 2,400.00	\$ 55,800.00
Sep			11 Affinity at the COR	1	\$ 675.00	\$ 11,850.00	\$ 5,400.00	\$ 61,200.00
Oct			4 Parkview East, Sapphire	2	\$ 900.00	\$ 12,750.00	\$ 3,600.00	\$ 64,800.00
Nov			2		\$ 50.00	\$ 12,800.00	\$ 800.00	\$ 65,600.00
Dec			0		\$ -	\$ 12,800.00	\$ -	\$ 65,600.00
Jan	2026		6		\$ 150.00	\$ 12,950.00	\$ 2,400.00	\$ 68,000.00
Feb			5		\$ 125.00	\$ 13,075.00	\$ 2,000.00	\$ 70,000.00
Mar			3		\$ 75.00	\$ 13,150.00	\$ 1,200.00	\$ 71,200.00
Apr			4		\$ 100.00	\$ 13,250.00	\$ 1,600.00	\$ 72,800.00
May			2		\$ 50.00	\$ 13,300.00	\$ 800.00	\$ 73,600.00
Jun			94		\$ 2,350.00	\$ 15,650.00	\$ 37,600.00	\$ 111,200.00
Jul			8		\$ 200.00	\$ 15,850.00	\$ 3,200.00	\$ 114,400.00
			<b>474</b>	<b>10</b>	<b>\$ 15,850.00</b>		<b>\$ 199,600.00</b>	

SF/TH Currently  
SF/TH Proposed  
Apartments Currently  
Apartments Proposed

\$25
\$400
\$400
\$1,000

**CC Work Session****Meeting Date:** 08/08/2023**Primary Strategic Plan Initiative:** Identify and implement operational efficiencies, cost savings and additional funding sources.**Information****Title:**

Continued Discussion on 2024 Budget/Levies

**Purpose/Background:**

Continuation of the discussion pertaining to the 2024 General Fund Budget and tax levies of General, EDA, Pavement Management and Debt.

Several of the attachments reflect a tax levy of a 9% increase - would need to reduce status quo (2023 budget + city council authorizations in 2023 ) budget by approximately \$247,000, 10.35% status quo budget & 12.67% which adds back personnel requests and funds capital requests through the issuance of capital equipment certificates.

The preliminary levy is proposed to be adopted on September 26, 2023.

**Timeframe:**

60 minutes

**Funding Source:****Responsible Party(ies):**

Finance Director and City Administrator

**Outcome:**

Continued discussion of the 2024 budget and levies.

**Attachments**

Calculation of General Fund Levy with Priorities  
 Non Discretionary budget items  
 Possible changes from status quo to 12.67%  
 Examples of % increase in Levy & effect on tax rate  
 Tax Capacity Rate Calculation - Estimated  
 Residential tax impact - 9%, 10.35% & 12.67%  
 Commercial tax impact - 9%, 10.35% & 12.67%  
 2024 Personnel Requests  
 2024 Capital Requests  
 2024-2026 Capital requests (equipment certificate option)

2024 Draft General Fund Budget

2024 Draft EDA budget

### Form Review

**Inbox**

Brian Hagen

Form Started By: Diana Lund

Final Approval Date: 08/03/2023

**Reviewed By**

Brian Hagen

**Date**

08/03/2023 12:30 PM

Started On: 07/27/2023 01:24 PM

## General Fund Budget

2023 Levy \$

13,145,820

	<u>Levy Increase</u>	<u>% Increase</u>
<b>All Requests</b>	\$ 4,220,361	32.10%
Updated 7-18-23 (add'l \$126,000)		
<b>Low Priority</b>		
Org Study	\$ (60,000)	
Chev Equinox Rental Insp	\$ (30,000)	
Laserfische automation	\$ (20,000)	
Dictation software	\$ (27,000)	
Unmanned Aerial Vehicle	\$ (18,000)	
Total Low Priority	<u>\$ (155,000)</u>	
Total Increase	\$ 4,065,361	30.93%
<b>High Priority</b>		
Personnel:		
Accountant I Reclass to Acct II	\$ (2,530)	
Accountant I New	\$ (43,312)	
Plan Admin Asst Increase Hours	\$ (8,715)	
Rental Housing Insp	\$ (55,063)	
Building Maint Worker - New	\$ (73,720)	
Patrol Officer Reclass to Sergeant	\$ (1,919)	
Permit Tech Reclass	\$ (3,391)	
Fire Inspec Reclass to Fire Marshall	\$ (3,542)	
Fire-On-Call increase hourly wage	\$ (22,000)	
Building Admin Asst Increase Hours	\$ (13,307)	
Street Maint Worker (Signs) - New	\$ (78,867)	
Street Maint Worker - New	\$ (78,867)	
Street Maint Woker (free Lead Worker) - New	\$ (78,867)	
Mechanic - New	\$ (85,457)	
Seasonals-Increase wage	\$ (16,933)	
Park Maint Worker - New	<u>\$ (85,781)</u>	
Total Personnel	\$ (652,271)	25.96%
Capital:		
Replace 3 Mowers	\$ (54,000)	
Replace 2009 F-250 (# 674)	\$ (72,000)	
Front End Loader	\$ (226,000)	
F550 Dump & Plow	\$ (109,000)	
Trailer Mounted Boom Lift	\$ (58,000)	
Bobcat compact track loader	\$ (81,000)	
Scissor Lift	\$ (26,500)	
Stainless steel auger spreader	\$ (14,000)	
Hydraulic hose crimping machine	\$ (15,000)	
Bobcat wheel loader with blower	\$ (108,000)	
F550 2-ton withplow	\$ (101,200)	
turbine debris blower	\$ (9,000)	
Snoquip snow blower	<u>\$ (35,000)</u>	
Total Capital	\$ (908,700)	19.05%
Misc Line Items:		
PW Repairs-Garage Doors	\$ (43,340)	18.72%
Parking Ramp Repairs	\$ (32,660)	18.47%
LOGIS Software Upgrade (puts Entire \$160K on 2025 Budget)	\$ (80,000)	17.86%
Pothole Contract	<u>\$ (500,000)</u>	14.06%
<b>Net General Fund Levy Increase</b>	<b>\$ 1,848,390</b>	<b>14.06%</b>

## 2024 Budget -General Fund Only Non Discretionary Items (Not offset with other funding sources)

3% COLA, & 2.5% MRA for Public Works Building Maint, Parks/Streets & Lead workers

**Wages Only: No Benefits included**

Cola & Steps for positions included in 2023 budget (includes 8 hours leap year)	\$ 270,849
Holiday Buy Back - Patrol contracts from 54 hours to 104 hours	\$ 59,143
2 cso's (authorized by cc 6-13-23)	\$ 71,260
Engineering Tech II (authorized by cc 3-14-23)	\$ 45,447
CSO from PT to FT (from 25 to 40 hours) (authorized by cc 12-13-22)	\$ 22,545
PW Assistant (authorized by CC 6-13-23)	\$ 45,102
Rec Specialist to Rec Coordinator (5/23/23 ccws)	\$ 8,017
Total Wages	<u>\$ 522,363</u>

**Benefits:**

Pera (Includes the added postions noted above)	\$ 54,174
Fica/Medicare (Included the added positons noted above)	\$ 34,935
Health Insurance (avg 8% increase) Included added positions noted above	\$ 65,203
Total Benefits	<u>\$ 154,312</u>

Total Wages & Benefits \$ 676,675

**Other:**

General Liability	\$ 60,046
Election Year	\$ 34,560
Spray Patching (No ARPA Funds to offset- used in 2023)	\$ 375,000
2-Single Axle Plow Trucks (Authorized by cc 1-24-23)	\$ 544,318
Salt Price Increase (Salt shed depleted with 2022/2023 Snow Events)	\$ 115,240
Total Other	<u>\$ 1,129,164</u>

**Total Non-Discretionary Items** \$ 1,805,839

**Possible Changes to Levy from Status Quo Levy increase of 10.35%**

General Fund Levy	\$ 14,994,210
Remove 2 Plow Trucks	\$ (544,318)
Add Back: Logis software update	\$ 80,000
PW Repairs	\$ 43,340
Add Back Position Requests	\$ 652,271
Total General Fund Levy	<u>\$ 15,225,503</u>
Debt Levy	\$ 3,196,622
Cap Equip Cert for 2024 Capital Only & Add Back 2 plows	\$ 190,777
Total Debt Levy	<u>\$ 3,387,399</u>
Total EDA Levy	\$ 87,390
Total Pavement Management Levy	<b>\$ 1,844,733</b>
Total Proposed Levy	\$ 20,545,025
Total 2023 Levy	<u>\$ 18,235,180</u>
Levy Increase	\$ 2,309,845
% Levy Increase	12.67%

2024 Proposed Levy  
All In Request

	\$ 22,494,924	\$ 4,259,744	\$ 2,371,969	23.36%	45.473%
	\$ 21,882,216	\$ 3,647,036	\$ 1,759,261	20.00%	44.094%
	\$ 21,699,864	\$ 3,464,684	\$ 1,576,909	19.00%	43.684%
	\$ 21,517,512	\$ 3,282,332	\$ 1,394,557	18.00%	43.273%
	\$ 21,335,161	\$ 3,099,981	\$ 1,212,206	17.00%	42.863%
	\$ 21,152,809	\$ 2,917,629	\$ 1,029,854	16.00%	42.453%
	\$ 20,970,457	\$ 2,735,277	\$ 847,502	15.00%	42.042%
	\$ 20,788,105	\$ 2,552,925	\$ 665,150	14.00%	41.632%
	\$ 20,605,753	\$ 2,370,573	\$ 482,798	13.00%	41.222%
	\$ 20,423,402	\$ 2,188,222	\$ 300,447	12.00%	40.811%
	\$ 20,241,050	\$ 2,005,870	\$ 118,095	11.00%	40.401%
<b>Status Quo Budget</b>	\$ 20,122,955	\$ 1,887,775	-	10.35%	40.135%
	\$ 19,876,346	\$ 1,641,166	\$ (246,609)	9.00%	39.580%

## 2024 - Preliminary-Status Quo Remove Plow Trucks General Levy & Issue Cap Equip Cert for ALL Equipment

Add Back LOGIS Upgrade/ Staffing Requests/PW Repairs

	Certified	Estimated Fiscal Disp Dist	Local Levy	County #'s 7-20-23 Taxable Value	Estimated Tax Capacity
General	15,225,503 *	1,951,337	13,274,166	44,439,169	29.870%
Pavement Levy	1,844,733 **		1,844,733	44,439,169	4.151%
EDA	87,390 ***	9,150	78,240	44,439,169	0.176%
Bonds	3,387,399 ****	327,130	3,060,269	44,439,169	6.886%
Total Levy	20,545,025 *****	2,287,617	18,257,408		41.085%

\* General Fund Levy increase of 15.82% over 2023 adopted - \$2,079,683 increase

\*\*\*\*\* Total Levy increase of 12.67% over 2023 adopted -\$2,309,845 increase

\*\* Pavement Levy = 5% increase over prior year pavement levy \$87,844 increase

\*\*\*\*Bond Levy - \$137,538 Increase od 4.23%

\*\*\*EDA Levy - \$4,780 increase over 2023 adopted

## 2024 - Preliminary-Status Quo

	Certified	Estimated Fiscal Disp Dist	Local Levy	County #'s 7-20-23 Taxable Value	Estimated Tax Capacity
General	14,994,210 *	1,951,337	13,042,873	44,439,169	29.350%
Pavement Levy	1,844,733 **		1,844,733	44,439,169	4.151%
EDA	87,390 ***	9,150	78,240	44,439,169	0.176%
Bonds	3,196,622 ****	327,130	2,869,492	44,439,169	6.457%
Total Levy	20,122,955 *****	2,287,617	17,835,338		40.135%

\* General Fund Levy increase of 14.06% over 2023 adopted - \$1,848,390 increase

\*\*\*\*\* Total Levy increase of 10.35% over 2023 adopted -\$1,887,775 increase

\*\* Pavement Levy = 5% increase over prior year pavement levy \$87,844 increase

\*\*\*EDA Levy - \$4,780 increase over 2023 adopted

## 2024 - Preliminary-9% increase

	Certified	Estimated Fiscal Disp Dist	Local Levy	County #'s 7-20-23 Taxable Value	Estimated Tax Capacity
General	14,747,601 *	1,951,337	12,796,264	44,439,169	28.795%
Pavement Levy	1,844,733 **		1,844,733	44,439,169	4.151%
EDA	87,390 ***	9,150	78,240	44,439,169	0.176%
Bonds	3,196,622 ****	327,130	2,869,492	44,439,169	6.457%
Total Levy	19,876,346 *****	2,287,617	17,588,729		39.580%

\* General Fund Levy increase of 12.18% over 2023 adopted - \$1,601,781 increase

\*\*\*\*\* Total Levy increase of 9.00% over 2023 adopted -\$1,641,166 increase

\*\* Pavement Levy = 5% increase over prior year pavement levy \$87,844 increase

\*\*\*EDA Levy - \$4,780 increase over 2023 adopted

## 2024 - Preliminary-All Requests

	Certified	Estimated Fiscal Disp Dist	Local Levy	County #'s Taxable Value	Estimated Tax Capacity
General	<b>17,366,179</b> *	1,951,337	15,414,842	44,439,169	34.688%
Pavement Levy	<b>1,844,733</b> **		1,844,733	44,439,169	4.151%
EDA	87,390 ***	9,150	78,240	44,439,169	0.176%
Bonds	<b>3,196,622</b> ****	327,130	2,869,492	44,439,169	6.457%
Total Levy	<b>22,494,924</b> *****	2,287,617	20,207,307		<b>45.473%</b>

11.89%

- \* General Fund Levy increase of 32.10% over 2023 adopted - \$4,220,359 increase
- \*\*\*\*\* Total Levy increase of 23.36% over 2023 adopted - \$4,259,744 increase
- \*\* Pavement Levy = 5% increase over prior year pavement levy \$87,844 increase
- \*\*\*EDA Levy - \$4,780 increase over 2023 adopted

## 2023 - Adopted

	Certified	Fiscal Disp Dist	Local Levy	County #'s Taxable Value	Estimated Tax Capacity
General	13,145,820 *	1,780,530	11,365,290	39,715,956	28.616%
Pavement Levy	1,756,889 **		1,756,889	39,715,956	4.424%
EDA	82,610 ***	9,870	72,740	39,715,956	0.183%
Bonds	3,249,861 ****	388,283	2,861,578	39,715,956	7.205%
<b>Total Levy</b>	<b>18,235,180 *****</b>	<b>2,178,683</b>	<b>16,056,497</b>		<b>40.429%</b>

\* General Fund Levy increase of 12.24% over 2023 adopted - \$1,433,230 increase

\*\*\*\*\* Total Levy increase of 19.00% over 2023 adopted -\$2,922,324 increase

\*\* Pavement Levy = 5% increase over prior year pavement levy \$83,662 increase

\*\*\*EDA Levy - \$7,250 increase over 2022 adopted

\*\*\*\*\$1,455,247 Increase - 78.59% Increase. Muni Debt was reduced by \$300,000 in 2022 for 2022 Only  
Additional Debt levy for Pavement Management - \$1,145,607

## 2022 Adopted

### MUNI Debt Reduced

	Certified	Fiscal Disp	Local Levy	County #'s Taxable Value	Estimated Tax Capacity
General	11,712,590 *	1,779,967	9,932,623	31,432,767	31.600%
Pavement Levy	1,673,227 **		1,673,227	31,432,767	5.323%
EDA	75,360 ***	10,021	65,339	31,432,767	0.208%
Bonds	1,851,679 ****	246,225	1,605,454	31,432,767	5.108%
<b>Total Levy</b>	<b>15,312,856 *****</b>	<b>2,036,213</b>	<b>13,276,643</b>		<b>42.238%</b>

\* Levy increase of 5.00% over 2021 adopted - \$557,742 increase

\*\*\*\*\* Total Levy increase of 17.70% over 2021 adopted -\$2,303,048 increase

\*\* Pavement Levy = 15% over 2021 General Fund levy of \$11,154,848

\*\*EDA Levy constant with 2021 adopted

\*\*\*Muni Debt reduced by \$300,000 to debt service fund balance - 2022 Only (would add approx .85% to tax cap rate)

## 2021 Adopted

	Certified	Fiscal Disp	Local Levy	County #'s Taxable Value	Estimated Tax Capacity
General	11,154,848 *	1,655,238	9,499,610	28,227,332	33.654%
EDA	75,360 **	11,182	64,178	28,227,332	0.228%
Bonds	1,779,600 ***	264,070	1,515,530	28,227,332	5.369%
<b>Total Levy</b>	<b>13,009,808</b>	<b>1,930,490</b>	<b>11,079,318</b>		<b>39.251%</b>

\* Levy increase of 4.53% over 2020 adopted

\*\*EDA Levy reduced by \$13,000 per EDA 8/13/20

\*\*\*Muni Debt reduced by \$362,300 to debt service fund balance, \$2M internal loan for PW Campus, & Fund Balance from CARES Fund Balance

\*\*\*Fire Station Debt Reduced by \$93,000 from closed debt service fund in 2019

### Effect on Taxpayers of Proposed 2024 Preliminary Levy (Home Values Provided from Anoka County)

TAX CAPACITY BASED ONLY LEVY - NOT INVT REFERENDUMS - ANOKA SCHOOL DISTRICT

**2024 Proposed: Levy Increase of \$1,641,166 (9.00%)**

2023 House Market Value	RESIDENTIAL 2023 House Tax Value Mkt Value Excl	2023 40.429% (Tax Cap. Based Only)	2023 City Portion of Taxes 49.25%	2024 House Market Value	2024 House Tax Value After Mkt Value Excl	2024 Increase 39.580% Tax Cap	2024 48.719% City Portion of Taxes	City Portion Tax Increase Over 2023	House Tax Market Value Increase	City Portion Tax % Increase
\$ 193,600	\$ 173,784	\$ 1,427	\$ 703	\$ 189,000	\$ 168,770	\$ 1,371	\$ 668	\$ (35)	-2.89%	-4.92%
\$ 254,700	\$ 240,383	\$ 1,973	\$ 972	\$ 264,100	\$ 250,629	\$ 2,036	\$ 992	\$ 19	4.26%	1.95%
\$ 252,300	\$ 237,767	\$ 1,952	\$ 961	\$ 255,500	\$ 241,255	\$ 1,960	\$ 955	\$ (5)	1.47%	-0.56%
\$ 312,200	\$ 303,058	\$ 2,488	\$ 1,225	\$ 314,400	\$ 305,456	\$ 2,482	\$ 1,209	\$ (16)	0.79%	-1.33%
\$ 308,200	\$ 298,698	\$ 2,452	\$ 1,208	\$ 312,200	\$ 303,058	\$ 2,462	\$ 1,200	\$ (7)	1.46%	-0.58%
\$ 316,100	\$ 307,309	\$ 2,523	\$ 1,242	\$ 312,300	\$ 303,167	\$ 2,463	\$ 1,200	\$ (43)	-1.35%	-3.49%
\$ 331,900	\$ 324,531	\$ 2,664	\$ 1,312	\$ 336,800	\$ 329,872	\$ 2,680	\$ 1,306	\$ (6)	1.65%	-0.47%
\$ 330,200	\$ 322,678	\$ 2,649	\$ 1,305	\$ 334,200	\$ 327,038	\$ 2,657	\$ 1,294	\$ (10)	1.35%	-0.80%
\$ 346,700	\$ 340,663	\$ 2,797	\$ 1,377	\$ 350,100	\$ 344,369	\$ 2,798	\$ 1,363	\$ (14)	1.09%	-1.04%
\$ 384,300	\$ 381,647	\$ 3,133	\$ 1,543	\$ 391,200	\$ 389,168	\$ 3,162	\$ 1,540	\$ (2)	1.97%	-0.15%
\$ 392,500	\$ 390,585	\$ 3,206	\$ 1,579	\$ 399,100	\$ 397,779	\$ 3,232	\$ 1,574	\$ (6)	1.84%	-0.36%
\$ 364,600	\$ 360,174	\$ 2,957	\$ 1,456	\$ 364,900	\$ 360,501	\$ 2,929	\$ 1,427	\$ (29)	0.09%	-2.02%
\$ 414,000	\$ 414,000	\$ 3,399	\$ 1,674	\$ 421,500	\$ 421,500	\$ 3,424	\$ 1,668	\$ (6)	1.81%	-0.39%
\$ 416,700	\$ 416,700	\$ 3,421	\$ 1,685	\$ 424,900	\$ 424,900	\$ 3,452	\$ 1,682	\$ (4)	1.97%	-0.23%
\$ 473,700	\$ 473,700	\$ 3,889	\$ 1,915	\$ 488,900	\$ 488,900	\$ 3,972	\$ 1,935	\$ 20	3.21%	1.04%
\$ 524,100	\$ 524,100	\$ 4,352	\$ 2,143	\$ 536,900	\$ 536,900	\$ 4,437	\$ 2,161	\$ 17	2.44%	0.81%
\$ 520,800	\$ 520,800	\$ 4,318	\$ 2,127	\$ 571,300	\$ 571,300	\$ 4,786	\$ 2,332	\$ 205	9.70%	9.64%
\$ 521,500	\$ 521,500	\$ 4,325	\$ 2,130	\$ 526,700	\$ 526,700	\$ 4,333	\$ 2,111	\$ (19)	1.00%	-0.89%
\$ 556,500	\$ 556,500	\$ 4,684	\$ 2,307	\$ 538,300	\$ 538,300	\$ 4,451	\$ 2,169	\$ (139)	-3.27%	-6.04%
\$ 584,400	\$ 584,400	\$ 4,971	\$ 2,448	\$ 565,300	\$ 565,300	\$ 4,725	\$ 2,302	\$ (147)	-3.27%	-6.01%
\$ 583,600	\$ 583,600	\$ 4,962	\$ 2,444	\$ 690,400	\$ 690,400	\$ 5,996	\$ 2,921	\$ 478	18.30%	19.56%
\$ 606,800	\$ 606,800	\$ 5,200	\$ 2,561	\$ 578,500	\$ 578,500	\$ 4,859	\$ 2,367	\$ (194)	-4.66%	-7.57%
\$ 667,600	\$ 667,600	\$ 5,824	\$ 2,868	\$ 674,300	\$ 674,300	\$ 5,832	\$ 2,841	\$ (26)	1.00%	-0.91%

\* Median Market Value home was \$346,700 for pay 2023 and \$350,100 for pay 2024

Effect on Taxpayers of Proposed 2024 Preliminary Levy (Home Values Provided from Anoka County)

TAX CAPACITY BASED ONLY LEVY - NOT MV REFERENDUMS - ANOKA SCHOOL DISTRICT

2024 Proposed: Levy Increase of \$1,887,775 (10.35%)

2023 House Market Value	RESIDENTIAL 2023 House Tax Value Mkt Value Excl	2023 40.429% (Tax Cap. Based Only)	2023 City Portion of Taxes 49.25%	2024 House Market Value	2024 House Tax Value After Mkt Value Excl	2024 Increase 40.135% Tax Cap	2024 49.067% City Portion of Taxes	City Portion Tax Increase Over 2023	House Tax Market Value Increase	City Portion Tax % Increase
\$ 193,600	\$ 173,784	\$ 1,427	\$ 703	\$ 189,000	\$ 168,770	\$ 1,381	\$ 677	\$ (25)	-2.89%	-3.58%
\$ 254,700	\$ 240,383	\$ 1,973	\$ 972	\$ 264,100	\$ 250,629	\$ 2,050	\$ 1,006	\$ 33	4.26%	3.38%
\$ 252,300	\$ 237,767	\$ 1,952	\$ 961	\$ 255,500	\$ 241,255	\$ 1,974	\$ 968	\$ 8	1.47%	0.84%
\$ 312,200	\$ 303,058	\$ 2,488	\$ 1,225	\$ 314,400	\$ 305,456	\$ 2,499	\$ 1,226	\$ 1	0.79%	0.06%
\$ 308,200	\$ 298,698	\$ 2,452	\$ 1,208	\$ 312,200	\$ 303,058	\$ 2,479	\$ 1,216	\$ 10	1.46%	0.82%
\$ 316,100	\$ 307,309	\$ 2,523	\$ 1,242	\$ 312,300	\$ 303,167	\$ 2,480	\$ 1,217	\$ (27)	-1.35%	-2.13%
\$ 331,900	\$ 324,531	\$ 2,664	\$ 1,312	\$ 336,800	\$ 329,872	\$ 2,698	\$ 1,324	\$ 12	1.65%	0.92%
\$ 330,200	\$ 322,678	\$ 2,649	\$ 1,305	\$ 334,200	\$ 327,038	\$ 2,675	\$ 1,312	\$ 8	1.35%	0.59%
\$ 346,700	\$ 340,663	\$ 2,797	\$ 1,377	\$ 350,100	\$ 344,369	\$ 2,817	\$ 1,382	\$ 5	1.09%	0.35%
\$ 384,300	\$ 381,647	\$ 3,133	\$ 1,543	\$ 391,200	\$ 389,168	\$ 3,184	\$ 1,562	\$ 19	1.97%	1.25%
\$ 392,500	\$ 390,585	\$ 3,206	\$ 1,579	\$ 399,100	\$ 397,779	\$ 3,254	\$ 1,597	\$ 16	1.84%	1.04%
\$ 364,600	\$ 360,174	\$ 2,957	\$ 1,456	\$ 364,900	\$ 360,501	\$ 2,949	\$ 1,447	\$ (9)	0.09%	-0.65%
\$ 414,000	\$ 414,000	\$ 3,399	\$ 1,674	\$ 421,500	\$ 421,500	\$ 3,448	\$ 1,692	\$ 17	1.81%	1.01%
\$ 416,700	\$ 416,700	\$ 3,421	\$ 1,685	\$ 424,900	\$ 424,900	\$ 3,476	\$ 1,705	\$ 20	1.97%	1.17%
\$ 473,700	\$ 473,700	\$ 3,889	\$ 1,915	\$ 488,900	\$ 488,900	\$ 3,999	\$ 1,962	\$ 47	3.21%	2.46%
\$ 524,100	\$ 524,100	\$ 4,352	\$ 2,143	\$ 536,900	\$ 536,900	\$ 4,467	\$ 2,192	\$ 48	2.44%	2.22%
\$ 520,800	\$ 520,800	\$ 4,318	\$ 2,127	\$ 571,300	\$ 571,300	\$ 4,819	\$ 2,364	\$ 238	9.70%	11.18%
\$ 521,500	\$ 521,500	\$ 4,325	\$ 2,130	\$ 526,700	\$ 526,700	\$ 4,363	\$ 2,141	\$ 11	1.00%	0.50%
\$ 556,500	\$ 556,500	\$ 4,684	\$ 2,307	\$ 538,300	\$ 538,300	\$ 4,482	\$ 2,199	\$ (109)	-3.27%	-4.72%
\$ 584,400	\$ 584,400	\$ 4,971	\$ 2,448	\$ 565,300	\$ 565,300	\$ 4,757	\$ 2,334	\$ (115)	-3.27%	-4.69%
\$ 583,600	\$ 583,600	\$ 4,962	\$ 2,444	\$ 690,400	\$ 690,400	\$ 6,037	\$ 2,962	\$ 519	18.30%	21.24%
\$ 606,800	\$ 606,800	\$ 5,200	\$ 2,561	\$ 578,500	\$ 578,500	\$ 4,892	\$ 2,400	\$ (161)	-4.66%	-6.28%
\$ 667,600	\$ 667,600	\$ 5,824	\$ 2,868	\$ 674,300	\$ 674,300	\$ 5,872	\$ 2,881	\$ 14	1.00%	0.48%

Effect on Taxpayers of Proposed 2024 Preliminary Levy (Home Values Provided from Anoka County)

TAX CAPACITY BASED ONLY LEVY - NOT MV REFERENDUMS - ANOKA SCHOOL DISTRICT

2024 Proposed: Levy Increase of \$2,309,845 (12.67%)

2023 House Market Value	RESIDENTIAL 2023 House Tax Value Mkt Value Excl	2023 40.429% (Tax Cap. Based Only)	2023 City Portion of Taxes 49.25%	2024 House Market Value	2024 House Tax Value After Mkt Value Excl	2024 Increase 41.085% Tax Cap	2024 49.652% City Portion of Taxes	City Portion Tax Increase Over 2023	House Tax Market Value Increase	City Portion Tax % Increase
\$ 193,600	\$ 173,784	\$ 1,427	\$ 703	\$ 189,000	\$ 168,770	\$ 1,397	\$ 694	\$ (9)	-2.89%	-1.30%
\$ 254,700	\$ 240,383	\$ 1,973	\$ 972	\$ 264,100	\$ 250,629	\$ 2,074	\$ 1,030	\$ 57	4.26%	5.83%
\$ 252,300	\$ 237,767	\$ 1,952	\$ 961	\$ 255,500	\$ 241,255	\$ 1,997	\$ 991	\$ 31	1.47%	3.22%
\$ 312,200	\$ 303,058	\$ 2,488	\$ 1,225	\$ 314,400	\$ 305,456	\$ 2,528	\$ 1,255	\$ 30	0.79%	2.43%
\$ 308,200	\$ 298,698	\$ 2,452	\$ 1,208	\$ 312,200	\$ 303,058	\$ 2,508	\$ 1,245	\$ 39	1.46%	3.20%
\$ 316,100	\$ 307,309	\$ 2,523	\$ 1,242	\$ 312,300	\$ 303,167	\$ 2,509	\$ 1,246	\$ 2	-1.35%	0.19%
\$ 331,900	\$ 324,531	\$ 2,664	\$ 1,312	\$ 336,800	\$ 329,872	\$ 2,730	\$ 1,355	\$ 43	1.65%	3.31%
\$ 330,200	\$ 322,678	\$ 2,649	\$ 1,305	\$ 334,200	\$ 327,038	\$ 2,706	\$ 1,343	\$ 39	1.35%	2.98%
\$ 346,700	\$ 340,663	\$ 2,797	\$ 1,377	\$ 350,100	\$ 344,369	\$ 2,850	\$ 1,415	\$ 38	1.09%	2.73%
\$ 384,300	\$ 381,647	\$ 3,133	\$ 1,543	\$ 391,200	\$ 389,168	\$ 3,220	\$ 1,599	\$ 56	1.97%	3.65%
\$ 392,500	\$ 390,585	\$ 3,206	\$ 1,579	\$ 399,100	\$ 397,779	\$ 3,292	\$ 1,634	\$ 54	1.84%	3.43%
\$ 364,600	\$ 360,174	\$ 2,957	\$ 1,456	\$ 364,900	\$ 360,501	\$ 2,949	\$ 1,464	\$ 8	0.09%	0.54%
\$ 414,000	\$ 414,000	\$ 3,399	\$ 1,674	\$ 421,500	\$ 421,500	\$ 3,488	\$ 1,732	\$ 57	1.81%	3.40%
\$ 416,700	\$ 416,700	\$ 3,421	\$ 1,685	\$ 424,900	\$ 424,900	\$ 3,516	\$ 1,746	\$ 60	1.97%	3.56%
\$ 473,700	\$ 473,700	\$ 3,889	\$ 1,915	\$ 488,900	\$ 488,900	\$ 4,045	\$ 2,009	\$ 94	3.21%	4.88%
\$ 524,100	\$ 524,100	\$ 4,352	\$ 2,143	\$ 536,900	\$ 536,900	\$ 4,519	\$ 2,244	\$ 99	2.44%	4.64%
\$ 520,800	\$ 520,800	\$ 4,318	\$ 2,127	\$ 571,300	\$ 571,300	\$ 4,875	\$ 2,420	\$ 294	9.70%	13.81%
\$ 521,500	\$ 521,500	\$ 4,325	\$ 2,130	\$ 526,700	\$ 526,700	\$ 4,414	\$ 2,191	\$ 61	1.00%	2.88%
\$ 556,500	\$ 556,500	\$ 4,684	\$ 2,307	\$ 538,300	\$ 538,300	\$ 4,534	\$ 2,251	\$ (57)	-3.27%	-2.46%
\$ 584,400	\$ 584,400	\$ 4,971	\$ 2,448	\$ 565,300	\$ 565,300	\$ 4,813	\$ 2,390	\$ (59)	-3.27%	-2.43%
\$ 583,600	\$ 583,600	\$ 4,962	\$ 2,444	\$ 690,400	\$ 690,400	\$ 6,107	\$ 3,032	\$ 589	18.30%	24.10%
\$ 606,800	\$ 606,800	\$ 5,200	\$ 2,561	\$ 578,500	\$ 578,500	\$ 4,949	\$ 2,457	\$ (104)	-4.66%	-4.06%
\$ 667,600	\$ 667,600	\$ 5,824	\$ 2,868	\$ 674,300	\$ 674,300	\$ 5,940	\$ 2,949	\$ 82	1.00%	2.86%

\* Median Market Value home was \$346,700 for pay 2023 and \$350,100 for pay 2024

**Effect on Taxpayers of Proposed 2024 Preliminary Levy (Comm/Ind Values Provided from Anoka County)**

TAX CAPACITY BASED ONLY LEVY - NOT MV REFERENDUMS - ANOKA SCHOOL DISTRICT

FD ratio held constant with 2023 rate for 2024

**2024 Proposed: Levy Increase of \$1,641,166 (9.00%)**

2023 Commercial Value	2023 Tax Capacity Based Only)	2023 City Portion of Taxes	2024 Commercial Value	2024 Tax Capacity Based Only)	2024 City Portion of Taxes	City Portion Tax Increase over 2023	Commercial Value Increase	City Portion Tax % Increase
\$ 967,100	\$ 10,052	\$ 4,951	\$ 1,270,500	\$ 13,195	\$ 6,429	\$ 1,478	31.37%	29.85%
\$ 3,035,400	\$ 32,418	\$ 15,966	\$ 4,342,600	\$ 46,072	\$ 22,446	\$ 6,480	43.07%	40.58%
\$ 4,513,000	\$ 48,396	\$ 23,835	\$ 5,202,500	\$ 55,274	\$ 26,929	\$ 3,094	15.28%	12.98%
\$ 4,443,300	\$ 47,643	\$ 23,464	\$ 5,107,600	\$ 54,258	\$ 26,434	\$ 2,970	14.95%	12.66%
\$ 9,400,000	\$ 101,242	\$ 49,861	\$ 10,391,300	\$ 110,803	\$ 53,982	\$ 4,121	10.55%	8.26%
\$ 7,954,600	\$ 85,612	\$ 42,164	\$ 12,953,400	\$ 138,222	\$ 67,340	\$ 25,176	62.84%	59.71%
\$ 17,630,500	\$ 190,242	\$ 93,694	\$ 26,205,200	\$ 280,039	\$ 136,432	\$ 42,737	48.64%	45.61%

**2024 Proposed: Levy Increase of \$1,887,775 (10.35%)**

2023 Commercial Value	2023 Tax Capacity Based Only)	2023 City Portion of Taxes	2024 Commercial Value	2024 Tax Capacity Based Only)	2024 City Portion of Taxes	City Portion Tax Increase over 2023	Commercial Value Increase	City Portion Tax % Increase
\$ 967,100	\$ 10,052	\$ 4,951	\$ 1,270,500	\$ 13,285	\$ 6,519	\$ 1,568	31.37%	31.68%
\$ 3,035,400	\$ 32,418	\$ 15,966	\$ 4,342,600	\$ 46,387	\$ 22,760	\$ 6,795	43.07%	42.56%
\$ 4,513,000	\$ 48,396	\$ 23,835	\$ 5,202,500	\$ 55,652	\$ 27,307	\$ 3,471	15.28%	14.56%
\$ 4,443,300	\$ 47,643	\$ 23,464	\$ 5,107,600	\$ 54,629	\$ 26,805	\$ 3,341	14.95%	14.24%
\$ 9,400,000	\$ 101,242	\$ 49,861	\$ 10,391,300	\$ 111,560	\$ 54,739	\$ 4,878	10.55%	9.78%
\$ 7,954,600	\$ 85,612	\$ 42,164	\$ 12,953,400	\$ 139,166	\$ 68,285	\$ 26,120	62.84%	61.95%
\$ 17,630,500	\$ 190,242	\$ 93,694	\$ 26,205,200	\$ 281,952	\$ 138,345	\$ 44,650	48.64%	47.66%

**Proposed: Levy Increase of \$2,309,845 (12.67%)**

2023 Commercial Value	2023 Tax Capacity Based Only)	2023 City Portion of Taxes	2024 Commercial Value	2024 Tax Capacity Based Only)	2024 City Portion of Taxes	City Portion Tax Increase over 2023	Commercial Value Increase	City Portion Tax % Increase
\$ 967,100	\$ 10,052	\$ 4,951	\$ 1,270,500	\$ 13,440	\$ 6,673	\$ 1,722	31.37%	34.79%
\$ 3,035,400	\$ 32,418	\$ 15,966	\$ 4,342,600	\$ 46,925	\$ 23,299	\$ 7,333	43.07%	45.93%
\$ 4,513,000	\$ 48,396	\$ 23,835	\$ 5,202,500	\$ 56,298	\$ 27,953	\$ 4,118	15.28%	17.28%
\$ 4,443,300	\$ 47,643	\$ 23,464	\$ 5,107,600	\$ 55,264	\$ 27,439	\$ 3,976	14.95%	16.94%
\$ 9,400,000	\$ 101,242	\$ 49,861	\$ 10,391,300	\$ 112,856	\$ 56,035	\$ 6,174	10.55%	12.38%
\$ 7,954,600	\$ 85,612	\$ 42,164	\$ 12,953,400	\$ 140,782	\$ 69,901	\$ 27,737	62.84%	65.79%
\$ 17,630,500	\$ 190,242	\$ 93,694	\$ 26,205,200	\$ 285,226	\$ 141,621	\$ 47,925	48.64%	51.15%



024 PERSONNEL REQUESTS	NEW POSITION	NEW POSITION	NEW POSITION	HOURLY WAGE INCREASE	HOURLY WAGE INCREASE	HOURLY WAGE INCREASE	TOTALS
2024 Cost Center	Streets 311 Full-Time	Streets 311 Full-Time	Parks 452 Full-Time	Fire 220 On-Call	Parks 452 Seasonals		
Budget	Street Maintenance Worker	Public Works Mechanic	Park Maintenance Worker				
6102 Full-Time Regular	56,760	58,693	56,760				432,279
6104 Part-Time Regular	-	-	-	22,000			40,982
6105 Temp	4,257	4,402	4,257		16,933		16,933
6121 Penn	5,206	4,490	4,257				34,231
6122 FICA/Medicare	15,449	15,449	15,449				38,970
6131 Group Insurance	5,648	2,747	4,649				114,091
6103 Current Rec & Summer Interns	87,520	85,781	85,457	22,000			29,269
Total Funding Required	87,520	85,781	85,457	22,000	16,933		706,755
Additional Expense:							
Uniform & training							
Add'l Net Funding Required	87,520	85,781	85,457	22,000	16,933		706,755
Offset Funding:							
PT Fire Tech							
Utility Funds							
Net Funding Required	87,520	85,781	85,457	22,000	16,933		652,271
(8,653)							(54,484)
STATUS OF REQUEST	NEW (Step 1) 2088 Hours	NEW (Step 1) 2088 Hours	NEW (Step 1) 2088 Hours	HOURLY WAGE INCREASE	HOURLY WAGE INCREASE		
Annual hours for 2024	\$27,184/yr	\$28,109/yr	\$27,184/yr				
Full-Time Equivalent	1	1	1				
PERSONNEL JUSTIFICATION for Reclassifications, New Positions, Additional Hours	Requesting an additional Street Maintenance Worker to backfill the field duties of the current Street Maintenance Worker handling all sign shop duties that have become secondary to their daily functions. The increasing amount of sign requests due to new developments and additional roads/parks/trails have taken a body away from daily work requests. Other work requests include: Making city event signs & event setup/takedown. Set up & takedown of road restriction signs, locates, placing and moving readerboards, etc. (See full list from PW Director).	Requesting an additional Public Works Mechanic to cover increasing amounts of maintenance with vehicles and equipment in Public Works, Fire Department, Police Department, Building Maintenance and City Hall vehicles. The benefits of an additional Mechanic are as follows: Maintenance on non-PD/ Building Maintenance/ City Hall, money saved from doing in-house work, DOT inspections, fixing broken equipment when time is crucial. Requesting additional personnel to be more efficient in time while covering multiple depts. that need their vehicles/equipment in order to go about daily	The addition of a Park Maintenance Worker will benefit the department as it tries to meet an ever increasing work load. With one new park coming in 2023 and the potential for another in 2024 or 2025, the workload will be overwhelming to the department, which already struggles to meet the demands of residents and athletic organizations.	It has been 5 years since the last increase for paid on-call firefighters and they are substantially below neighboring/similar departments. The increase included a 6% wage increase and related FICA/SS & Workers Comp.	Average pay of \$17.35 hour for 640 hours each.		

ITEM #	COST CNTR	DESCRIPTION	ESTIMATED PURCHASE PRICE	USEFUL LIFE	TOTAL OF PURCH PRC	NOTES	OTHER FUND AVAILABLE	OTHER FUND SOURCE	Fund	Net 2024 FUNDING REQUIRED
<b>2024 CAPITAL OUTLAY</b>										
<b>Community Development #191</b>										
6550	191	New Chevy Equinox	30,000.00	5	30,000.00	Currently 1 vehicle shared by Sr Planner, City Planner & Code Enforcement				30,000.00
<b>Total Data Processing #192</b>			<b>30,000.00</b>		<b>30,000.00</b>		<b>0.00</b>	<b>0.00</b>		<b>30,000.00</b>
<b>Data Processing #192</b>										
6585	192	Replace Networking Switches All muni buildings	37,000.00	7	37,000.00	Current switches are near 7 years old	37,000.00	Equip Fund		0.00
<b>Total Data Processing #192</b>			<b>37,000.00</b>		<b>37,000.00</b>		<b>0.00</b>	<b>37,000.00</b>		<b>0.00</b>
<b>Government Buildings #194</b>										
6550	194	Replace 2005 Chev Colorado	58,000.00	15	58,000.00	Replace 2005 - #401 Chev Colorado	48,000.00	Fleet Fund		10,000.00
6580	194	NEW Building Security Improvements	25,000.00	15	25,000.00		25,000.00	Facility Fund		0.00
6580	194	Replace City Hall Repairs-Caulking/carpeting/countertop	50,000.00	20	50,000.00	Included in 2023-2032 CIP	50,000.00	Cap Maint		0.00
6580	194	Replace/repair exterior City Hall Limestone retaining wa	75,000.00	25	75,000.00	Included in 2023-2032 CIP	75,000.00	Cap Maint		0.00
6580	194	NEW PD Front end staff cubicles	11,000.00	15	11,000.00	Add'l Room staff/dividers screening	11,000.00	Facility Fund		0.00
<b>Total Government Buildings #194</b>			<b>219,000.00</b>		<b>219,000.00</b>		<b>209,000.00</b>			<b>10,000.00</b>
<b>POLICE PROTECTION #211</b>										
6550	211	Replace 2019 Chev Tahoe with Chev Tahoe	48,800.00	4	48,800.00	Replace 2019-#395 Chev Tahoe	48,800.00	2023 Legis		0.00
6550	211	Replace 2019 Ford Sedan with Ford Utility Hybrid	47,829.00	4	47,829.00	Replace 2019 - #396 Ford Taurus	47,829.00	2023 Legis		0.00
6550	211	Replace 2005 Ford F-150 with Dodge Ram 1500 4X4	50,000.00	8	50,000.00	Replace 2005 - #359 Ford F-150	50,000.00	2023 Legis		0.00
6550	211	Replace 2016 Chev Impala with Dodge Durango	48,000.00	8	48,000.00	Replace 2016 - #366 Chev Impala	48,000.00	2023 Legis		0.00
6550	211	Replace 2006 Panasonic Squad Car Cameras with Axon	215,816.00	4	215,816.00	approved by CC on 12-13-22	215,816.00	2023 Legis		0.00
6580	211	NEW Unmanned Aerial Vehicle (Drone)	18,000.00	10	18,000.00	Locate lost persons-Not used for surveillance				18,000.00
<b>Total Police Protection #211</b>			<b>428,445.00</b>		<b>428,445.00</b>		<b>410,445.00</b>			<b>18,000.00</b>
<b>FIRE #220</b>										
6540	220	Replace 1994 Ford L9000 with International Chassis Tan	600,000.00	25	600,000.00	Replace 1994 - #501 Ford L9000	600,000.00	2023 Legis		0.00
6580	220	Replace 2013 Chev Tahoe with chev Tahoe	45,000.00	15	45,000.00	Replace 2013 - #333 Chev Tahoe	45,000.00	2023 Legis		0.00
<b>Total Fire #220</b>			<b>645,000.00</b>		<b>645,000.00</b>		<b>645,000.00</b>			<b>0.00</b>
<b>CIVIL DEFENSE #250</b>										
6580	250	Replace 2 emergency sirens	35,000.00	15	35,000.00	12 sirens remain installed between 2003-2008				35,000.00
<b>Total Civil Defense #250</b>			<b>35,000.00</b>		<b>35,000.00</b>		<b>0.00</b>			<b>35,000.00</b>
<b>ENGINEERING #301</b>										
6550	301	New GMC Sierra	56,000.00	10	56,000.00	2-28-23 CC Worksession	56,000.00	Pavement Mgmt		0.00
6580	301	Replace 2006 Survey Equipment with Trimble TSC7	42,000.00	15	42,000.00	2006 Trimble TSC2 w/R8 Rover	42,000.00	Equip Fund		0.00
<b>Total Engineering #301</b>			<b>98,000.00</b>		<b>98,000.00</b>		<b>98,000.00</b>			<b>0.00</b>
<b>PUBLIC WORKS #311</b>										
6540	311	2 New Single Axle Plow Trucks	544,318.00	15	544,318.00	approved by CC on 1-24-23				544,318.00
6540	311	New Front-End Loader	226,000.00	15	226,000.00	Would be 2nd in fleet.				226,000.00
6540	311	New F550 4X4 Dump & plow	109,000.00	15	109,000.00	With liftgate for multi-use functions				109,000.00
6580	311	New Trailer Mounted Boom Lift	58,000.00	15	58,000.00	Remove Overhanging tree branches out of reach ground level				58,000.00
6580	311	New T66 Bobcat Compact Track Loader	81,000.00	15	81,000.00	Multi-department & multi-use				81,000.00
6580	311	New Scissor Lift	26,500.00	15	26,500.00	For PW Facility for multi-function use				26,500.00
6580	311	New 10' Stainless Steel Auger Slide-in Sand/Salt	14,000.00	15	14,000.00	Truck mount salt spreader for winter months				14,000.00
6580	311	New Hydraulic Hose Crimping Machine	15,000.00	20	15,000.00	For making a hose in-house				15,000.00
<b>Total Public Works #311</b>			<b>1,073,818.00</b>		<b>1,073,818.00</b>		<b>0.00</b>			<b>1,073,818.00</b>
<b>PARK &amp; RECREATION #452</b>										
6540	452	New Bobcat Wheel Loader with blower	108,000.00	15	108,000.00	Used for plowing/blowing trails				108,000.00
6540	452	New F550 2-ton dump with plow	101,200.00	10	101,200.00	New park in 23, Emerald Ash borer				101,200.00
6550	452	Replace 2009 2WD Pickup	72,000.00	15	72,000.00	Replace #674 - 2009 Ford F-250				72,000.00
6580	452	Replace 2019 Exmark Mowers (3)	54,000.00	10	54,000.00	Replace Units # 683-685 - 2019 Exmark Mowers				54,000.00
6580	452	New Turbine debris blower	9,000.00	10	9,000.00	Remove leaves & Debris from trails/sidewalks				9,000.00
6580	452	New Trackless "Snoquip" Snow blower	35,000.00	15	35,000.00	Help wth snow removal sidewalks/trails/rinks				35,000.00
<b>Total Park &amp; Recreation #452</b>			<b>379,200.00</b>		<b>379,200.00</b>		<b>0.00</b>			<b>379,200.00</b>
<b>TOTAL GENERAL FUND - 2024</b>			<b>2,945,463.00</b>		<b>2,945,463.00</b>		<b>1,399,445.00</b>			<b>1,546,018.00</b>

<b>Funding Sources:</b>	
Fleet Vehicle Fund	48,000.00
Capital Maintenance Fund	125,000.00
Equipment Fund	79,000.00
Facility Fund	36,000.00
Pavement Management	56,000.00
2023 Legislation for Public Safety	1,055,445.00
<b>Property Tax Levy</b>	<b>1,546,018.00</b>
<b>Total</b>	<b>2,945,463.00</b>

NOTE: Public Safety is proposed to receive \$1,248,000 from 2023 Legislative session by 12-26-23  
Above would use \$1,055,445 of this total

<b>ENTERPRISE FUNDED</b>										
6550	9601/9602/9605	Replace 2015 F-350	175,000.00	15	175,000.00	Unit #681 - 2015 Ford F-350				175,000.00
6540	9605	Replace 2016 Street Sweeper	300,000.00	7	300,000.00	Unit #691 - 2016 Elgin				300,000.00
6580	9602/9605	New Sanitary Sewer & Storm Sewer Televising Trailer	75,000.00	15	75,000.00	Televis sanitary sewers & Storm Sewer Pipes				75,000.00

		\$50,000-9602 , \$25,000-9605								0.00					
6580	9605	New Flail Bo+C30om with Duals	45,000.00	15	45,000.00	Used for Stormwater Maintenance				45,000.00					
6580	9605	NEW Front Mounted Flail	15,000.00	15	15,000.00	Used for Stormwater Maintenance				15,000.00					
<b>TOTAL ENTERPRISE FUNDS - 2024</b>			<b>610,000.00</b>		<b>610,000.00</b>			<b>0.00</b>		<b>610,000.00</b>					

2024-2026 Capital Requests - Does not include Enterprise Funded, if had internal funding in 2024, or 2 authorized plow trucks)

Status **2024 Capital Requests:**

Replace	Replace 3 Mowers	\$	(54,000)
Replace	Replace 2009 F-250 (# 674)	\$	(72,000)
New	Front End Loader	\$	(226,000)
New	F550 Dump & Plow	\$	(109,000)
New	Trailer Mounted Boom Lift	\$	(58,000)
New	Bobcat compact track loader	\$	(81,000)
New	Scissor Lift	\$	(26,500)
New	Stainless steel auger spreader	\$	(14,000)
New	Hydraulic hose crimping machine	\$	(15,000)
New	Bobcat wheel loader with blower	\$	(108,000)
New	F550 2-ton withplow	\$	(101,200)
New	turbine debris blower	\$	(9,000)
New	Snoquip snow blower	\$	(35,000)
	Total Funding Requests	\$	(908,700)

Capital Equipment Cert : \$119,476 annually (10 Years)  
(2024 Requests)

Capital Equipment Cert:  
(2024 Requests & add back 2 Authorized plow Trucks:  
\$190,777 annually

Status **2025 Capital Requests:**

Replace	Engineering Plotter	\$	(10,000)
Replace	2nd Floor Workroom Copier	\$	(13,000)
Replace	Building Dept Copier	\$	(13,000)
Replace	1st Floor Workroom Copier	\$	(13,000)
Replace	2 Civil Defense Sirens	\$	(35,000)
Replace	2008 Fire Engine #21 (First Half) (#565)	\$	(450,000)
Replace	2004 Fire Rescue 11 (#559)	\$	(180,000)
Replace	2019 Asst Chief Vehicle (#571)	\$	(50,000)
Replace	2017 Duty Officer Vehicle (#569)	\$	(45,000)
Replace	2013 F-250 Maintenance (#410)	\$	(58,000)
Replace	3 squad replacement	\$	(105,000)
Replace	2004 Snow Thrower	\$	(130,000)
Replace	1991 Brush chipper	\$	(52,000)
Replace	2007 Chevy Pickup (#665)	\$	(60,000)
Replace	2015 Case Loader (#688)	\$	(235,000)
Replace	2015 Kubota UTV (#689)	\$	(29,000)
Replace	2015 Kubota Mower	\$	(20,000)
Replace	2009 Sterling Plow (#672)	\$	(280,000)
New	Electric Utility Vehicle	\$	(35,000)
	Total Funding Requests	\$	(1,279,000)

Capital Equipment Cert : \$287,128 annually (10 Years)  
(2024 & 2025 Requests)

Capital Equipment Cert:  
(2024 & 2025 Requests & add 2 Authorized plow Trucks:  
\$358,429 annually

Status **2026 Capital Requests:**

Replace	Core Switch	\$	(52,000)
Replace	Virtual Server Refresh	\$	(33,000)
Replace	2 Civil Defense Sirens	\$	(35,000)
Replace	2008 Fire Engine #21 (Second Half) (#565)	\$	(450,000)
Replace	2003 Grass II (#562)	\$	(45,000)
Replace	2020 Fire Prevention Vehicle (#572)	\$	(50,000)
Replace	2020 Fire Chief Vehicle (#573)	\$	(50,000)
Replace	2 PD Squads	\$	(88,000)
Replace	2008 Water Truck (1/2 funding) (#669)	\$	(125,000)
Replace	2012 1-ton Truck (#678)	\$	(100,000)
Replace	2013 1-ton Truck (680)	\$	(100,000)
Replace	2015 Kubota Tractor (#686)	\$	(75,000)
Replace	2015 Tool cat (#687)	\$	(60,000)
Replace	2016 1-ton (#692)	\$	(100,000)
Replace	2015 Int Plow (#682)	\$	(290,000)
	Total Funding Requests	\$	(1,568,000)

Capital Equipment Cert : \$493,321 annually (10 Years)  
(2024-2026 Requests)

Capital Equipment Cert:  
(2024-2026 Requests & add back 2 Authorized plow Trucks:  
\$429,730 annually

**Grand Total 2024-2026** \$ **(3,755,700)**

GENERAL FUND 101 - BUDGET SUMMARY

**REVENUES**

	-2019 Actual-	-2020 Actual-	-2021 Actual-	-2022 Actual-	-2023 Adopted-	-2024 Requested-
TAXES	9,902,004	10,577,806	11,184,493	11,961,591	13,088,820	14,937,210
LICENSES AND PERMITS	901,222	850,504	917,645	843,010	699,400	721,900
INTERGOVERNMENTAL REVENUES	442,366	2,497,148	513,730	885,575	696,700	1,934,000
CHARGES FOR SERVICES	790,112	731,187	760,740	814,985	622,300	686,800
FINES AND FORFEITS	49,479	34,735	51,153	45,717	50,000	48,000
MISCELLANEOUS	16,637	12,861	29,201	235,737	15,750	16,830
INVESTMENT EARNINGS	174,930	185,750	(29,897)	(57,081)	25,000	50,000
OTHER FINANCING SOURCES	953,354	766,049	1,321,201	659,892	1,857,183	784,000
<b>TOTAL REVENUES</b>	<b>13,230,103</b>	<b>15,656,038</b>	<b>14,748,266</b>	<b>15,389,426</b>	<b>17,055,153</b>	<b>19,178,740</b>

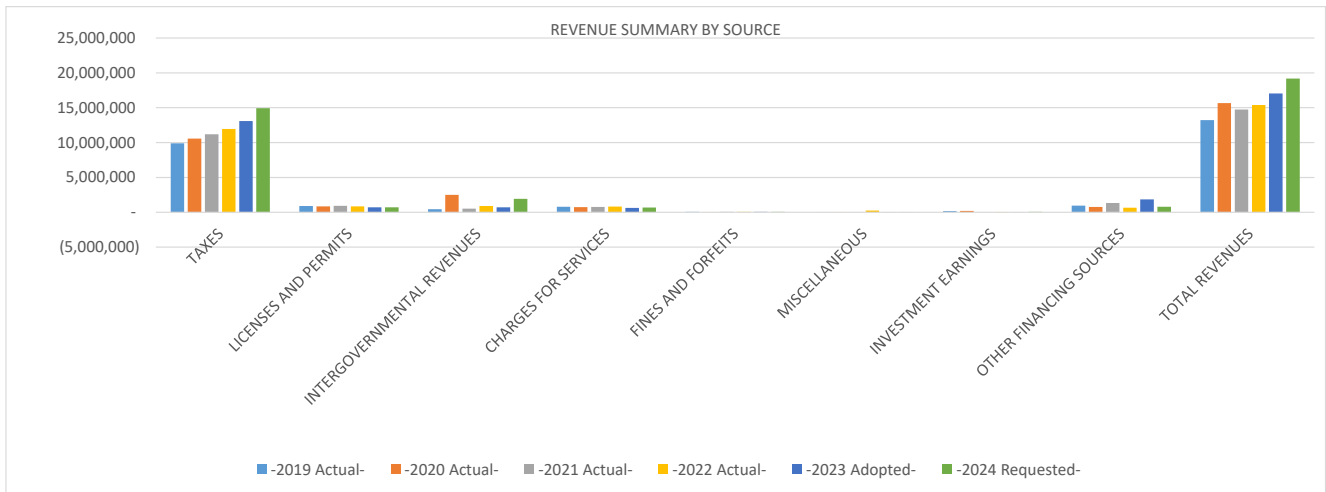
**EXPENDITURES**

	-2019 Actual-	-2020 Actual-	-2021 Actual-	-2022 Actual-	-2023 Adopted-	-2024 Requested-
GENERAL GOVERNMENT	3,467,555	3,390,435	3,540,820	3,814,959	4,203,044	4,750,061
PUBLIC SAFETY	5,511,745	6,112,194	6,526,621	6,822,296	8,166,229	9,155,678
PUBLIC WORKS	2,047,054	2,009,196	2,393,459	2,153,946	2,899,371	3,347,223
PARKS AND RECREATION	1,303,410	1,418,871	1,481,802	1,445,077	1,661,536	1,799,405
MISCELLANEOUS/CONTINGENCY	637,670	1,875,063	474,396	334,541	124,973	126,373
<b>TOTAL EXPENDITURES</b>	<b>12,967,434</b>	<b>14,805,758</b>	<b>14,417,097</b>	<b>14,570,820</b>	<b>17,055,153</b>	<b>19,178,740</b>

GENERAL FUND 101 - REVENUE SUMMARY	-2019 Actual-	-2020 Actual-	-2021 Actual-	-2022 Actual-	-2023 Adopted-	-2024 Requested-
TAXES	9,902,004	10,577,806	11,184,493	11,961,591	13,088,820	14,937,210
LICENSES AND PERMITS	901,222	850,504	917,645	843,010	699,400	721,900
INTERGOVERNMENTAL REVENUES	442,366	2,497,148	513,730	885,575	696,700	1,934,000
CHARGES FOR SERVICES	790,112	731,187	760,740	814,985	622,300	686,800
FINES AND FORFEITS	49,479	34,735	51,153	45,717	50,000	48,000
MISCELLANEOUS	16,637	12,861	29,201	235,737	15,750	16,830
INVESTMENT EARNINGS	174,930	185,750	(29,897)	(57,081)	25,000	50,000
OTHER FINANCING SOURCES	953,354	766,049	1,321,201	659,892	1,857,183	784,000
<b>TOTAL REVENUES</b>	<b>13,230,103</b>	<b>15,656,038</b>	<b>14,748,266</b>	<b>15,389,426</b>	<b>17,055,153</b>	<b>19,178,740</b>

**HISTORICAL LEVY AMOUNTS**

2019 LEVY	\$	9,972,432	6.14%
2020 LEVY	\$	10,670,932	7.00%
2021 LEVY	\$	11,060,589	3.65%
2022 LEVY	\$	11,712,590	5.89%
2023 LEVY	\$	13,145,820	12.24%
2024 LEVY	\$	14,994,210	14.06%



GENERAL FUND 101 - REVENUE BY SOURCE		-2019 Actual-	-2020 Actual-	-2021 Actual-	-2022 Actual-	-2023 Adopted-	-2024 Requested-
<b>TAXES</b>							
4011	CURRENT-AD VALOREM TAXES	8,383,643	8,929,345	9,415,148	10,068,520	11,570,820	13,419,210
401A	CURRENT-UNCOLLECTED ALLOWANCE	-	-	-	-	(100,000)	(100,000)
4012	DELINQUENT-AD VALOREM TAXES	37,958	39,951	112,159	50,370	40,000	40,000
4014	FISCAL DISPARITIES	1,477,121	1,607,454	1,645,441	1,535,653	1,575,000	1,575,000
4015	EXCESS TAX INCREMENTS	179	-	-	304,151	-	-
4018	PENALTY/INT-AD VALOREM TAXES	3,104	1,056	11,745	2,742	3,000	3,000
4019	FORFEITED TAX SALE APPROPRIATION	-	-	-	153	-	-
<b>TAXES Total</b>		<b>9,902,004</b>	<b>10,577,806</b>	<b>11,184,493</b>	<b>11,961,591</b>	<b>13,088,820</b>	<b>14,937,210</b>
<b>LICENSES AND PERMITS</b>							
<b>- BUSINESS LICENSES/PERMITS</b>							
4140	CREDIT CARD PROCESSING FEES	(5,960)	(2,032)	(2,994)	(3,967)	(4,000)	(4,500)
4155	LIQUOR-ON SALE	48,740	49,348	47,360	48,185	50,000	50,000
4156	LIQUOR-OFF SALE	-	-	-	-	-	-
4159	MECHANICAL LICENSE	14,300	13,550	13,850	18,265	13,000	15,000
4163	PAWNSHOP LICENSE	9,868	4,250	4,250	4,000	4,000	-
4164	CIGARETTE SALES LICENSE	3,050	3,050	3,700	3,988	3,000	4,000
4165	REFUSE HAULERS LICENSE	450	350	350	400	400	400
4168	PEDDLERS LICENSE	2,820	1,910	6,500	4,100	5,000	4,000
4170	OTHER BUSINESS LICENSES & PERM	2,180	2,080	1,360	2,210	2,000	2,000
4171	INVESTIGATIVE FEES	3,451	1,906	2,684	2,441	2,000	3,000
<b>- NON-BUSINESS LICENSES/PERMITS</b>							
4205	BUILDING PERMIT	577,644	522,922	566,419	520,770	400,000	400,000
4206	PLUMBING PERMIT	46,218	39,175	52,806	46,037	40,000	45,000
4207	ANIMAL LICENSE	1,250	1,110	1,930	2,000	-	-
4208	HEATING PERMIT	53,963	62,471	69,045	53,494	50,000	55,000
4209	CONDITIONAL USE PERMIT	8,750	6,864	8,450	9,600	8,000	20,000
4211	SIGN PERMITS	2,625	2,155	1,550	1,500	2,000	2,000
4212	RENTAL LICENSE	1,525	10,700	5,135	4,010	4,000	4,000
4213	FIRE PERMIT	8,386	10,963	7,550	10,750	10,000	12,000
4214	ELECTRICAL INSPECTION PERMIT	92,148	85,140	90,306	80,988	80,000	80,000
4220	SEPTIC SYSTEM PERMIT	21,159	22,920	21,310	21,685	15,000	15,000
4221	URBAN SEWER PERMIT	2,850	4,408	4,350	6,025	5,000	5,000
4222	URBAN WATER PERMIT	3,525	5,138	5,050	6,925	5,000	5,000
4230	OTHER NON-BUSINESS LIC & PERM	2,280	2,125	6,685	(395)	5,000	5,000
<b>LICENSES AND PERMITS Total</b>		<b>901,222</b>	<b>850,504</b>	<b>917,645</b>	<b>843,010</b>	<b>699,400</b>	<b>721,900</b>
<b>INTERGOVERNMENTAL REVENUES</b>							
<b>- FEDERAL INTERGOVERNMENTAL</b>							
4253	FEDERAL EXCISE TAX REFUND	8,863	9,432	9,310	1,333	9,200	1,500
4252	FEDERAL GRANTS	-	-	-	-	-	-
<b>- STATE INTERGOVERNMENTAL</b>							
4255	FEDERAL CARES ACT	-	2,050,863	-	55,624	-	-
4263	MARKET VALUE HOMESTEAD CREDIT	2,689	2,834	2,963	3,644	-	-
4268	MSA FOR STREETS	150,000	150,000	180,000	302,316	210,000	240,000
4269	POLICE - INSURANCE PREMIUM TAX	228,225	241,001	248,199	277,956	240,000	250,000
4271	POST BOARD REIMBURSEMENT	23,860	24,464	27,820	29,430	20,000	25,000
4272	STATE EXCISE TAX REFUND	364	522	571	525	500	500
4273	OTHER STATE GRANTS & AIDS	28,365	17,282	28,867	214,747	217,000	1,417,000
<b>- LOCAL INTERGOVERNMENTAL</b>							
4287	OTHER LOCAL GOVERNMENT GRANTS	-	750	16,000	-	-	-
<b>INTERGOVERNMENTAL REVENUES Total</b>		<b>442,366</b>	<b>2,497,148</b>	<b>513,730</b>	<b>885,575</b>	<b>696,700</b>	<b>1,934,000</b>

<b>CHARGES FOR SERVICES</b>							
4304	RENTAL FEES - REAL PROPERTY	153,799	155,808	156,109	160,542	135,000	135,000
4305	RENTAL FEES	11,042	4,804	12,224	13,672	12,000	20,000
4306	ZONING & SUBDIVISION FEES	2,082	1,130	2,585	2,490	2,000	2,000
4307	PLAN CHECKING FEES	241,565	184,169	199,008	249,663	200,000	200,000
4308	SALES OF MAPS & PUBLICATIONS	358	73	123	137	100	100
4309	ASSESSMENT SEARCHES	630	90	540	270	200	200
4312	GENERAL GOVERNMENT STAFF TIME	39,694	41,045	31,870	36,184	25,000	15,000
4326	SPECIAL POLICE SERVICES	21,082	3,325	7,808	15,939	5,000	5,000
4327	SPECIAL FIRE PROTECTION SERVIC	86,157	72,414	23,144	130	-	-
4328	ACCIDENT REPORTS	1,373	1,114	1,033	763	1,000	1,000
4329	OPEN BURN PERMIT FEES	975	750	500	1,000	1,000	500
4330	OTHER PUBLIC SAFETY	4,935	2,400	5,370	4,325	3,000	3,000
4337	ENGINEERING	200,453	243,514	302,408	299,006	225,000	275,000
4338	PLAN & SPECIFICATION FEES	-	570	-	-	-	-
4339	OTHER PUBLIC WORKS	13,460	15,647	7,860	16,994	8,000	20,000
4347	OTHER CULTURE-RECREATION	12,507	4,334	10,159	13,869	5,000	10,000
<b>CHARGES FOR SERVICES Total</b>		<b>790,112</b>	<b>731,187</b>	<b>760,740</b>	<b>814,985</b>	<b>622,300</b>	<b>686,800</b>

<b>FINES AND FORFEITS</b>							
4452	COURT FINES	45,404	32,505	46,250	40,563	45,000	45,000
4453	OTHER FINES & FORFEITS	405	291	-	-	-	-
4454	ADMINISTRATIVE FINES	3,669	1,940	4,903	5,155	5,000	3,000
<b>FINES AND FORFEITS Total</b>		<b>49,479</b>	<b>34,735</b>	<b>51,153</b>	<b>45,717</b>	<b>50,000</b>	<b>48,000</b>

<b>MISCELLANEOUS</b>							
4604	SURCHARGES	690	608	675	708	700	800
4605	ELECTION FILING FEES	20	50	-	30	50	30
4609	OTHER MISCELLANEOUS REVENUES	15,927	12,202	28,526	234,999	15,000	16,000
4608	CONTRIBUTIONS & DONATIONS	-	-	-	-	-	-
<b>MISCELLANEOUS Total</b>		<b>16,637</b>	<b>12,861</b>	<b>29,201</b>	<b>235,737</b>	<b>15,750</b>	<b>16,830</b>

<b>INVESTMENT EARNINGS</b>							
4701	INTEREST ON INVESTMENTS	174,930	185,750	(29,897)	(57,081)	25,000	50,000
<b>INVESTMENT EARNINGS Total</b>		<b>174,930</b>	<b>185,750</b>	<b>(29,897)</b>	<b>(57,081)</b>	<b>25,000</b>	<b>50,000</b>

<b>OTHER FINANCING SOURCES</b>							
<b>TRANSFERS IN</b>							
4901	TRANSFER IN FROM OTHER FUNDS	953,354	766,049	1,321,201	659,892	1,857,183	784,000
<b>OTHER FINANCING SOURCES Total</b>		<b>953,354</b>	<b>766,049</b>	<b>1,321,201</b>	<b>659,892</b>	<b>1,857,183</b>	<b>784,000</b>

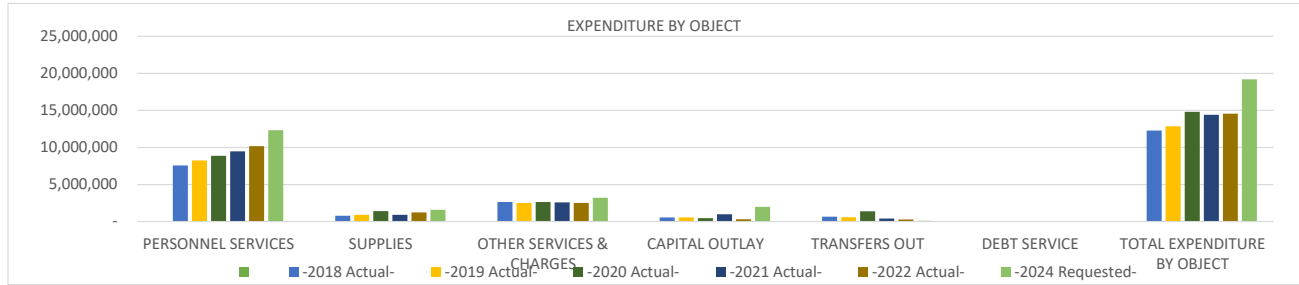
<b>TOTAL REVENUE</b>		<b>13,230,103</b>	<b>15,656,038</b>	<b>14,748,266</b>	<b>15,389,426</b>	<b>17,055,153</b>	<b>19,178,740</b>
----------------------	--	-------------------	-------------------	-------------------	-------------------	-------------------	-------------------

GENERAL FUND 101 - LINE ITEM DETAIL	-2019 Actual-	-2020 Actual-	-2021 Actual-	-2022 Adopted-	-2023 Adopted-	-2023 Adopted-
-------------------------------------	---------------	---------------	---------------	----------------	----------------	----------------

**4901 Other Finance Sources**

Water Fund Administrative Transfer	43,000	45,000	47,000	49,000	51,000	55,000
Sewer Fund Administrative Transfer	37,000	39,000	41,000	43,000	45,000	49,000
St. Lighting Fund Administrative Transfer	21,000	22,000	23,000	25,000	27,000	29,000
Recycling Fund Administrative Transfer	-	-	-	-	-	-
Storm Water Utility Fund Administrative Transfer	32,000	34,000	36,000	38,000	40,000	44,000
PW Campus Fund	-	-	-	-	750,000	-
ARPA Funds	-	-	-	-	375,000	-
Landfill Fund	-	-	989,201	63,000	-	-
Capital Maintenance Fund - For Trail Maintenance	50,000	60,000	60,000	60,000	70,000	70,000
Capital Maintenance Fund - For Capital Improvements	-	-	-	29,710	-	120,000
Facility Fund	-	-	-	-	-	36,000
Pavement Management Fund	-	-	-	-	-	56,000
Insurance Fund	-	-	-	-	-	-
Fleet Vehicle Fund	87,000	-	-	17,800	104,310	48,000
PIR Fund-Street Maintenance	125,000	125,000	125,000	150,000	175,000	200,000
Equipment Revolving Fund	558,354	441,049	-	184,382	219,873	77,000
	<b>953,354</b>	<b>766,049</b>	<b>1,321,201</b>	<b>659,892</b>	<b>1,857,183</b>	<b>784,000</b>

EXPENDITURE BY OBJECT SUMMARY	-2019 Actual-	-2020 Actual-	-2021 Actual-	-2022 Actual-	-2023 Adopted-	-2024 Requested-
PERSONNEL SERVICES	8,240,136	8,859,253	9,471,467	10,172,991	11,609,269	12,313,082
SUPPLIES	913,056	1,413,878	915,468	1,237,507	1,326,261	1,571,677
OTHER SERVICES & CHARGES	2,502,365	2,626,465	2,577,885	2,521,359	2,939,067	3,198,845
CAPITAL OUTLAY	549,084	467,070	977,809	295,957	1,074,183	1,988,763
TRANSFERS OUT	575,817	1,376,215	409,801	272,688	106,373	106,373
DEBT SERVICE	61,853	61,853	61,853	61,853	-	-
<b>TOTAL EXPENDITURE BY OBJECT</b>	<b>12,842,311</b>	<b>14,804,733</b>	<b>14,414,283</b>	<b>14,562,355</b>	<b>17,055,153</b>	<b>19,178,740</b>



EXPENDITURE BY OBJECT RECAP ALL SUB-FUNCTIONS		-2019 Actual-	-2020 Actual-	-2021 Actual-	-2022 Actual-	-2023 Adopted-	-2024 Requested-
<b>GENERAL GOVERNMENT</b>							
0111	MAYOR AND COUNCIL	118,969	104,534	100,563	106,114	129,607	127,315
0114	CHARTER/PLAN/HORSE COMMISSIONS	3,642	3,213	3,666	2,709	3,853	3,968
0130	ADMINISTRATION	811,654	795,368	852,730	913,981	1,019,778	1,076,533
0141	ELECTIONS	22,103	53,763	7,784	44,689	6,650	54,861
0153	FINANCE	367,590	379,167	408,717	362,854	386,910	394,821
0155	ASSESSING	143,667	147,722	120,463	125,272	130,000	133,000
0161	LEGAL	152,821	124,533	125,477	121,422	126,600	128,915
0191	PLANNING & ZONING	680,965	653,382	733,882	665,874	854,650	889,633
0192	DATA PROCESSING	623,164	582,467	606,281	773,912	818,662	983,589
0194	GENERAL GOVERNMENT BUILDINGS	494,094	501,162	529,125	643,514	667,254	894,359
0195	NEWSLETTER	48,885	45,123	52,132	54,618	59,080	63,067
<b>GENERAL GOVERNMENT Total</b>		<b>3,467,555</b>	<b>3,390,435</b>	<b>3,540,820</b>	<b>3,814,959</b>	<b>4,203,044</b>	<b>4,750,061</b>
<b>PUBLIC SAFETY</b>							
0211	POLICE PROTECTION	3,794,498	4,122,916	4,547,484	4,726,260	5,505,623	6,062,168
0220	FIRE PROTECTION	1,024,125	1,384,635	1,352,166	1,427,516	1,761,760	2,194,060
0240	PROTECTIVE INSPECTIONS	600,831	519,585	538,198	564,838	721,415	692,161
0250	CIVIL DEFENSE	15,164	2,288	3,287	9,637	43,350	47,800
0260	TRAFFIC ENGINEERING	59,904	68,686	71,628	79,873	111,706	133,289
0270	ANIMAL CONTROL	4,336	993	743	1,399	6,250	6,750
0280	COMMUNITY ORIENTING POLICING	12,888	13,092	13,115	12,774	16,125	19,450
<b>PUBLIC SAFETY Total</b>		<b>5,511,745</b>	<b>6,112,194</b>	<b>6,526,621</b>	<b>6,822,296</b>	<b>8,166,229</b>	<b>9,155,678</b>
<b>PUBLIC WORKS</b>							
0301	ENGINEERING	379,804	383,947	381,476	446,849	554,975	680,214
0311	STREET MAINTENANCE	1,306,948	1,336,038	1,747,168	1,332,827	2,001,574	2,183,337
0312	SNOW & ICE REMOVAL	360,301	289,211	264,815	374,270	342,822	483,672
<b>PUBLIC WORKS Total</b>		<b>2,047,054</b>	<b>2,009,196</b>	<b>2,393,459</b>	<b>2,153,946</b>	<b>2,899,371</b>	<b>3,347,223</b>
<b>PARKS AND RECREATION</b>							
0452	PARK & RECREATION	1,283,410	1,418,871	1,481,802	1,445,077	1,661,536	1,799,405
0455	COMMUNITY PROGRAMS	20,000	-	-	-	-	-
0461	ENVIRONMENTAL SERVICES	-	-	-	-	-	-
<b>PARKS AND RECREATION Total</b>		<b>1,303,410</b>	<b>1,418,871</b>	<b>1,481,802</b>	<b>1,445,077</b>	<b>1,661,536</b>	<b>1,799,405</b>
<b>MISCELLANEOUS/CONTINGENCY</b>							
0892	EXPENDITURE RESERVE	637,670	1,875,063	474,396	334,541	124,973	126,373
<b>MISCELLANEOUS/CONTINGENCY Total</b>		<b>637,670</b>	<b>1,875,063</b>	<b>474,396</b>	<b>334,541</b>	<b>124,973</b>	<b>126,373</b>
<b>TOTAL EXPENDITURES &amp; OTHER FINANCING</b>		<b>12,967,434</b>	<b>14,805,758</b>	<b>14,417,097</b>	<b>14,570,820</b>	<b>17,055,153</b>	<b>19,178,740</b>
<b>EXPENDITURE BY OBJECT RECAP ALL SUB-FUNCTIONS</b>							
<b>PERSONNEL SERVICES</b>							
<b>WAGES AND SALARIES</b>							
6102	F.T. REGULAR-WAGES & SALARIES	5,513,787	5,908,446	6,275,314	6,528,037	7,629,646	8,226,133
6103	FULL TIME-REGULAR-OVERTIME	146,188	148,960	166,477	183,834	134,000	153,000
6104	PART TIME-WAGES & SALARIES	496,943	539,851	577,699	746,543	809,700	744,136
6105	TEMPORARY-WAGES & SALARIES	148,935	167,447	133,432	179,828	158,862	166,375
6106	OVERTIME-TEMPORARY	926	259	878	636	-	-
6107	OVERTIME-PART TIME	1,905	1,408	-	4,686	-	-
<b>WAGES AND SALARIES</b>		<b>6,308,684</b>	<b>6,766,371</b>	<b>7,153,799</b>	<b>7,643,564</b>	<b>8,732,208</b>	<b>9,289,644</b>
<b>OTHER GROSS EARNINGS</b>							
6108	SEVERANCE PAY	45,355	-	67,885	95,310	-	-
<b>OTHER GROSS EARNINGS</b>		<b>45,355</b>	<b>-</b>	<b>67,885</b>	<b>95,310</b>	<b>-</b>	<b>-</b>
<b>EMPLOYER CONTRIBUTIONS</b>							
6121	PERA CONTRIBUTIONS	678,558	754,905	807,600	839,838	955,726	1,009,900
6122	FICA/MEDICARE CONTRIBUTIONS	315,349	327,544	350,762	367,731	446,291	481,226
6123	ICMA RETIREMENT TRUST	2,000	2,000	2,000	800	-	-
6131	GROUP INSURANCE	683,256	764,786	848,602	878,018	1,037,210	1,102,413
6132	DISABILITY INSURANCE	1,313	1,313	1,313	1,313	1,313	1,313
6133	WORKERS COMP INSURANCE PREMIUM	205,620	242,334	239,505	346,417	436,521	428,586
<b>EMPLOYER CONTRIBUTIONS</b>		<b>1,886,097</b>	<b>2,092,882</b>	<b>2,249,782</b>	<b>2,434,117</b>	<b>2,877,061</b>	<b>3,023,438</b>
<b>PERSONNEL SERVICES Total</b>		<b>8,240,136</b>	<b>8,859,253</b>	<b>9,471,467</b>	<b>10,172,991</b>	<b>11,609,269</b>	<b>12,313,082</b>

**SUPPLIES**

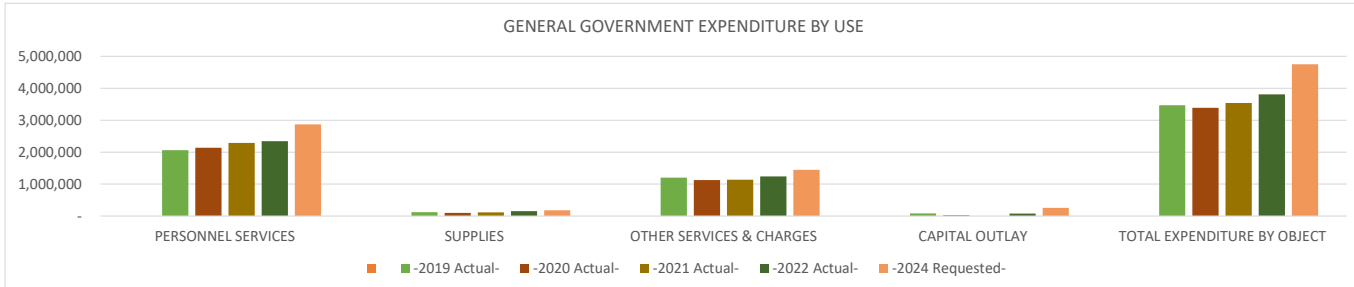
<b>OFFICE SUPPLIES</b>							
6203	DUPLICATING SUPPLY & COPY PAPER	2,174	4,725	2,174	2,198	5,000	5,000
6204	STATIONERY, ENVELOPES & FORMS	4,725	4,784	3,872	9,542	6,750	8,450
6205	DRAFTING SUPPLIES	-	-	-	-	-	-
6206	FILM, MICROFILM, TAPES, DISKS	1,983	837	568	370	1,600	1,400
6207	TRAINING SUPPLIES	2,565	3,609	3,154	3,562	12,700	9,100
6208	MISCELLANEOUS OFFICE SUPPLIES	12,357	9,440	8,460	9,670	12,375	12,525
<b>OFFICE SUPPLIES</b>		<b>23,804</b>	<b>23,395</b>	<b>18,228</b>	<b>25,343</b>	<b>38,425</b>	<b>36,475</b>
<b>OPERATING SUPPLIES</b>							
6221	CLEANING SUPPLIES	1,503	1,391	2,496	1,910	3,500	3,500
6223	GASOLINE	105,124	98,273	129,654	156,406	188,500	191,800
6225	DIESEL FUEL	57,591	39,882	42,031	73,397	71,900	84,000
6227	LUBRICANTS & ADDITIVES	6,247	4,486	7,580	7,730	6,200	9,000
6229	SHOP MATERIALS	2,537	4,149	5,781	8,830	4,800	8,000
6231	UNIFORMS & TURN-OUT GEAR	63,103	104,570	92,594	124,187	139,450	166,400
6233	BATTERIES	1,071	652	1,262	2,013	2,000	2,000
6235	AMMUNITION	9,386	15,970	1,700	13,725	12,000	15,000
6237	CRIME SCENE KIT MATERIALS	669	368	1,843	-	1,000	1,000
6239	FIRST AID SUPPLIES	2,560	12,345	5,922	5,444	10,500	11,000
6241	COMMUNITY POLICING SUPPLIES	7,750	10,310	9,190	9,967	10,000	12,500
6247	HAPPY DAYS SUPPLIES	12,000	-	7,000	7,000	12,000	12,000
6249	MISCELLANEOUS OPERATING SUPPLY	113,972	118,336	100,912	143,977	140,550	166,792
6246	MARKETING	1,210	-	1,051	198	3,000	2,500
<b>OPERATING SUPPLIES</b>		<b>384,725</b>	<b>410,732</b>	<b>409,016</b>	<b>554,783</b>	<b>605,400</b>	<b>685,492</b>
<b>REPAIR AND MAINTENANCE SUPPLIES</b>							
6251	BATTERIES	812	678	516	-	2,500	2,500
6253	BRAKES	2,342	3,421	3,466	3,238	3,500	3,700
6255	TIRES	7,271	7,458	10,708	6,616	9,000	9,500
6257	OTHER VEHICLE PARTS	98,407	122,447	77,127	122,472	118,700	126,800
6259	BUILDING MAINT/REPAIR SUPPLIES	14,227	4,028	20,639	51,453	45,522	55,200
6261	SAND & GRAVEL	4,726	2,907	-	2,300	4,400	5,300
6263	SALT	97,334	92,362	68,800	129,704	77,000	192,240
6265	ASPHALT	107,676	120,283	134,086	104,227	140,794	153,000
6266	SCBA-PARTS	4,843	4,679	4,055	5,899	20,000	20,000
6267	OTHER STREET MAINTENANCE SUPPL	7,353	4,798	5,303	10,675	13,100	16,500
6269	LANDSCAPE MATERIALS	24,972	18,304	12,623	17,795	27,500	27,500
6271	SIGN REPAIR MATERIALS	121	382	-	1,148	2,000	3,000
6275	OTHER EQUIPMENT PARTS	6,158	662	3,074	2,933	7,500	5,500
6268	IRRIGATION SUPPLIES	9,317	13,000	6,025	16,118	10,000	12,750
<b>REPAIR AND MAINTENANCE SUPPLIES</b>		<b>385,559</b>	<b>395,411</b>	<b>346,421</b>	<b>474,577</b>	<b>481,516</b>	<b>633,490</b>
<b>SMALL TOOLS AND MINOR EQUIPMENT</b>							
6282	EMERGENCY SUPPLIES - COVID	-	436,995	-	-	-	-
6281	SMALL TOOLS & MINOR EQUIPMENT	118,464	147,294	141,803	182,804	200,720	215,820
<b>SMALL TOOLS AND MINOR EQUIPMENT</b>		<b>118,464</b>	<b>584,290</b>	<b>141,803</b>	<b>182,804</b>	<b>200,720</b>	<b>215,820</b>
<b>MERCHANDISE FOR RESALE</b>							
6291	CULVERTS, SIGNS, STREET SUPPLY	505	50	-	-	200	400
<b>MERCHANDISE FOR RESALE</b>		<b>505</b>	<b>50</b>	<b>-</b>	<b>-</b>	<b>200</b>	<b>400</b>
<b>SUPPLIES Total</b>		<b>913,056</b>	<b>1,413,878</b>	<b>915,468</b>	<b>1,237,507</b>	<b>1,326,261</b>	<b>1,571,677</b>
<b>OTHER SERVICES &amp; CHARGES</b>							
<b>PROFESSIONAL SERVICES</b>							
6302	AUDITING & ACCOUNTING SERVICES	36,580	36,455	42,501	39,128	43,800	42,200
6304	LEGAL FEES	151,343	123,305	124,320	120,510	125,000	128,000
6305	MEDICAL/PSYCHOLOGICAL FEES	6,425	-	-	-	-	-
6306	PERSONNEL TESTING & RECRUITMT	800	14,042	16,825	24,634	20,000	25,000
6315	MISCELLANEOUS PROFESSIONAL SER	422,044	392,060	289,515	273,357	275,000	282,800
<b>PROFESSIONAL SERVICES</b>		<b>617,192</b>	<b>565,862</b>	<b>473,160</b>	<b>457,629</b>	<b>463,800</b>	<b>478,000</b>
<b>COMMUNICATION</b>							
6321	TELEPHONE	17,842	15,787	15,624	13,675	15,000	15,600
6322	POSTAGE	17,517	16,852	19,170	17,806	23,004	24,400
6323	CELLULAR PHONES	33,701	35,590	39,113	43,623	50,520	53,083
6325	LONG DISTANCE CHARGES	-	-	-	-	-	-
<b>COMMUNICATION</b>		<b>69,060</b>	<b>68,229</b>	<b>73,907</b>	<b>75,103</b>	<b>88,524</b>	<b>93,083</b>

<b>EMPLOYEE REIMBURSEMENTS</b>							
6331	TRAVEL & LODGING	11,972	3,012	6,500	9,975	15,650	18,500
6334	MILEAGE REIMBURSEMENT	639	170	93	559	1,250	1,000
6335	TRAINING	91,174	71,345	95,871	107,609	122,945	152,240
<b>EMPLOYEE REIMBURSEMENTS</b>		<b>103,785</b>	<b>74,528</b>	<b>102,463</b>	<b>118,143</b>	<b>139,845</b>	<b>171,740</b>
<b>ADVERTISING AND PUBLISHING</b>							
6352	GENERAL NOTICE & PUBLIC INFOR	34,969	30,311	35,265	38,966	42,500	46,100
6353	ORDINANCE PUBLICATION	876	2,575	1,301	2,322	2,000	2,000
6354	HELP WANTED ADVERTISEMENTS	2,305	1,905	3,276	7,302	3,500	3,500
<b>ADVERTISING AND PUBLISHING</b>		<b>38,150</b>	<b>34,790</b>	<b>39,841</b>	<b>48,591</b>	<b>48,000</b>	<b>51,600</b>
<b>INSURANCE</b>							
6361	GENERAL LIABILITY/PROPERTY INS	145,692	154,021	154,910	175,764	199,601	259,647
<b>INSURANCE</b>		<b>145,692</b>	<b>154,021</b>	<b>154,910</b>	<b>175,764</b>	<b>199,601</b>	<b>259,647</b>
<b>UTILITIES</b>							
6371	ELECTRIC UTILITIES	153,221	158,084	170,313	172,305	198,200	196,520
6372	WATER/IRRIGATION	15,205	22,127	24,446	18,053	27,200	24,800
6373	GAS	45,139	33,540	51,899	72,127	80,000	89,750
6374	REFUSE/RECYCLING	12,945	12,803	15,322	16,853	11,450	20,550
<b>UTILITIES</b>		<b>226,511</b>	<b>226,554</b>	<b>261,980</b>	<b>279,338</b>	<b>316,850</b>	<b>331,620</b>
<b>REPAIRS AND MAINTENANCE - LABOR</b>							
6381	BUILDING & STRUCTURE REPAIR	19,827	27,600	23,340	33,095	35,200	41,500
6382	MACHINERY & EQUIPMENT REPAIR	33,424	28,075	34,588	48,494	50,500	56,100
6383	OFFICE EQUIPMENT REPAIR	-	-	-	-	-	-
6386	BRAKE REPAIR	-	-	-	-	-	-
6387	TIRE MOUNTING & BALANCING	160	300	255	60	400	400
6388	OTHER VEHICLE REPAIR	102,635	72,106	73,784	78,514	89,500	97,000
6389	TOWING SERVICES	1,623	2,037	240	3,096	3,500	3,500
<b>REPAIRS AND MAINTENANCE - LABOR</b>		<b>157,669</b>	<b>130,118</b>	<b>132,207</b>	<b>163,259</b>	<b>179,100</b>	<b>198,500</b>
<b>REPAIRS AND MAINTENANCE - CONTRACTS</b>							
6404	MACHINERY & EQUIPMENT	1,332	1,332	1,221	3,458	-	3,500
6405	OFFICE & DATA PROCESSING EQUIP	344,102	366,660	415,748	434,785	439,497	510,100
<b>REPAIRS AND MAINTENANCE - CONTRACTS</b>		<b>345,433</b>	<b>367,991</b>	<b>416,968</b>	<b>438,243</b>	<b>439,497</b>	<b>513,600</b>
<b>RENTALS</b>							
6413	OFFICE EQUIPMENT RENTAL	4,837	5,995	5,265	3,483	6,000	9,000
6415	OTHER EQUIPMENT RENTAL	119,147	36,671	46,406	41,405	54,325	56,150
6416	MACHINERY RENTAL	275	-	-	-	300	-
6417	UNIFORM RENTAL	1,948	1,710	1,841	913	800	1,100
<b>RENTALS</b>		<b>126,208</b>	<b>44,376</b>	<b>53,512</b>	<b>45,800</b>	<b>61,425</b>	<b>66,250</b>
<b>DUES, SUBSCRIPTIONS, AND REGISTRATION FEES</b>							
6451	MEMBERSHIP DUES	58,318	48,325	44,801	47,023	50,725	55,055
6452	SUBSCRIPTIONS	2,238	1,321	1,216	1,458	1,900	1,450
<b>DUES, SUBSCRIPTIONS, AND REGISTRATION FEES</b>		<b>60,556</b>	<b>49,647</b>	<b>46,017</b>	<b>48,481</b>	<b>52,625</b>	<b>56,505</b>
<b>BOOKS AND PAMPHLETS</b>							
6471	BOOKS & PAMPHLETS	707	2,331	1,132	2,384	3,800	3,800
<b>BOOKS AND PAMPHLETS</b>		<b>707</b>	<b>2,331</b>	<b>1,132</b>	<b>2,384</b>	<b>3,800</b>	<b>3,800</b>
<b>CONTRACTED SERVICES</b>							
6488	STREET MAINTENANCE CONTRACT	237,483	500,000	462,784	294,998	575,000	555,000
6489	OTHER CONTRACTED SERVICES	373,918	408,019	359,004	373,625	371,000	419,500
<b>CONTRACTED SERVICES</b>		<b>611,401</b>	<b>908,019</b>	<b>821,788</b>	<b>668,623</b>	<b>946,000</b>	<b>974,500</b>
<b>OTHER SERVICES &amp; CHARGES Total</b>		<b>2,502,365</b>	<b>2,626,465</b>	<b>2,577,885</b>	<b>2,521,359</b>	<b>2,939,067</b>	<b>3,198,845</b>
<b>CAPITAL OUTLAY</b>							
<b>CAPITAL OUTLAY</b>							
6520	BUILDINGS	-	-	-	-	-	-
6540	HEAVY MACHINERY	185,980	42,861	116,891	103,199	298,750	544,318
6550	MOTOR VEHICLES	145,289	351,094	477,246	47,226	701,578	953,629
6580	OTHER EQUIPMENT	136,289	48,692	383,672	118,639	73,855	453,816
6585	COMPUTER HARDWARE/SOFTWARE	81,526	24,423	-	26,894	-	37,000
<b>CAPITAL OUTLAY</b>		<b>549,084</b>	<b>467,070</b>	<b>977,809</b>	<b>295,957</b>	<b>1,074,183</b>	<b>1,988,763</b>
<b>CAPITAL OUTLAY Total</b>		<b>549,084</b>	<b>467,070</b>	<b>977,809</b>	<b>295,957</b>	<b>1,074,183</b>	<b>1,988,763</b>
<b>TRANSFERS OUT</b>							
<b>OPERATING TRANSFERS</b>							
6820	OPERATING TRANSFERS TO OTHER F	575,817	1,376,215	409,801	272,688	106,373	106,373
<b>OPERATING TRANSFERS</b>		<b>575,817</b>	<b>1,376,215</b>	<b>409,801</b>	<b>272,688</b>	<b>106,373</b>	<b>106,373</b>
<b>TRANSFERS OUT Total</b>		<b>575,817</b>	<b>1,376,215</b>	<b>409,801</b>	<b>272,688</b>	<b>106,373</b>	<b>106,373</b>
<b>DEBT SERVICE</b>							
<b>DEBT SERVICE</b>							
6603	OTHER L.T. OBLIGATION PRINCIPA	61,853	61,853	61,853	61,853	-	-
<b>DEBT SERVICE</b>		<b>61,853</b>	<b>61,853</b>	<b>61,853</b>	<b>61,853</b>	<b>-</b>	<b>-</b>
<b>DEBT SERVICE Total</b>		<b>61,853</b>	<b>61,853</b>	<b>61,853</b>	<b>61,853</b>	<b>-</b>	<b>-</b>
<b>TOTAL EXPENDITURES &amp; OTHER FINANCING</b>		<b>12,842,311</b>	<b>14,804,733</b>	<b>14,414,283</b>	<b>14,562,355</b>	<b>17,055,153</b>	<b>19,178,740</b>

FUND: GENERAL

Business Unit	2020 Actual	2021 Actual	2022 Actual	2023 Adopted Budget	2024 Requested Budget
<b>REVENUE</b>					
9101 - GENERAL FUND REVENUE	15,656,715	14,748,266	15,389,426	17,055,153	19,178,740
<b>TOTAL REVENUE</b>	<b>15,656,715</b>	<b>14,748,266</b>	<b>15,389,426</b>	<b>17,055,153</b>	<b>19,178,740</b>
<b>EXPENDITURES</b>					
111 - MAYOR AND COUNCIL	104,534	100,563	106,114	129,607	127,315
114 - COMMISSIONS	3,213	3,666	2,709	3,853	3,968
130 - ADMINISTRATION	795,368	852,730	913,981	1,019,778	1,076,533
141 - ELECTIONS	53,763	7,784	44,689	6,650	54,861
153 - FINANCE	379,167	408,717	362,854	386,910	394,821
155 - ASSESSING	147,722	120,463	125,272	130,000	133,000
161 - LEGAL SERVICES	124,533	125,477	121,422	126,600	128,915
191 - PLANNING AND ZONING	653,382	733,882	665,874	854,650	889,633
192 - DATA PROCESSING	582,467	606,281	773,912	818,662	983,589
194 - GENERAL GOVERNMENT BUILDINGS	501,162	529,125	643,514	667,254	894,359
195 - NEWSLETTER	45,123	52,132	54,618	59,080	63,067
211 - POLICE PROTECTION	4,122,916	4,547,484	4,726,260	5,505,623	6,062,168
220 - FIRE PROTECTION	1,384,635	1,352,166	1,427,516	1,761,760	2,194,060
240 - BUILDING INSPECTION	519,585	538,198	564,838	721,415	692,161
250 - CIVIL DEFENSE	2,288	3,287	9,637	43,350	47,800
260 - TRAFFIC ENGINEERING	68,686	71,628	79,873	111,706	133,289
270 - ANIMAL CONTROL	993	743	1,399	6,250	6,750
280 - COMMUNITY ORIENTING POLICING	13,092	13,115	12,774	16,125	19,450
301 - ENGINEERING	383,947	381,476	446,849	554,975	680,214
311 - STREET MAINTENANCE	1,336,038	1,747,168	1,332,827	2,001,574	2,183,337
312 - SNOW AND ICE REMOVAL	289,211	264,815	374,270	342,822	483,672
452 - PARK AND RECREATION	1,418,871	1,481,802	1,445,077	1,661,536	1,799,405
892 - MISCELLANEOUS/CONTINGENCY	1,875,063	474,396	334,541	124,973	126,373
<b>TOTAL EXPENDITURES</b>	<b>14,805,758</b>	<b>14,417,097</b>	<b>14,570,820</b>	<b>17,055,153</b>	<b>19,178,740</b>

EXPENDITURE BY OBJECT SUMMARY	-2019 Actual-	-2020 Actual-	-2021 Actual-	-2022 Actual-	-2023 Adopted-	-2024 Requested-
PERSONNEL SERVICES	2,064,191	2,140,494	2,289,527	2,342,157	2,711,907	2,866,621
SUPPLIES	120,179	98,236	112,476	150,454	166,295	179,487
OTHER SERVICES & CHARGES	1,201,503	1,127,282	1,138,745	1,240,724	1,324,842	1,447,953
CAPITAL OUTLAY	81,526	24,423	-	74,120	-	256,000
<b>TOTAL EXPENDITURE BY OBJECT</b>	<b>3,467,400</b>	<b>3,390,435</b>	<b>3,540,747</b>	<b>3,807,456</b>	<b>4,203,044</b>	<b>4,750,061</b>



LINE ITEM DETAIL BY COST CENTER OR SUB-FUNCTION

GENERAL GOVERNMENT

111-195

EXPENDITURE BY OBJECT RECAP ALL SUB-FUNCTIONS	-2019 Actual-	-2020 Actual-	-2021 Actual-	-2022 Actual-	-2023 Adopted-	-2024 Requested-
<b>PERSONNEL SERVICES</b>						
<b>WAGES AND SALARIES</b>						
6102 F.T. REGULAR-WAGES & SALARIES	1,432,355	1,520,613	1,599,305	1,618,640	1,923,768	2,029,308
6103 FULL TIME-REGULAR-OVERTIME	2,645	4,762	2,051	4,477	-	-
6104 PART TIME-WAGES & SALARIES	154,597	120,512	124,988	144,822	167,400	177,782
6105 TEMPORARY-WAGES & SALARIES	31,147	37,425	20,245	62,028	3,500	38,060
6107 OVERTIME-PART TIME	1,905	1,408	-	4,686	-	-
<b>TOTAL WAGES AND SALARIES</b>	<b>1,622,649</b>	<b>1,684,720</b>	<b>1,746,589</b>	<b>1,834,652</b>	<b>2,094,668</b>	<b>2,245,150</b>
<b>OTHER GROSS EARNINGS</b>						
6108 SEVERANCE PAY	14,464	-	63,330	8,699	-	-
<b>TOTAL OTHER GROSS EARNINGS</b>	<b>14,464</b>	<b>-</b>	<b>63,330</b>	<b>8,699</b>	<b>-</b>	<b>-</b>
<b>EMPLOYER CONTRIBUTIONS</b>						
6121 PERA CONTRIBUTIONS	112,726	117,717	124,209	129,895	151,514	163,532
6122 FICA/MEDICARE CONTRIBUTIONS	117,515	119,590	128,509	133,584	168,547	178,234
6123 ICMA RETIREMENT TRUST	2,000	2,000	2,000	800	-	-
6131 GROUP INSURANCE	178,168	197,561	209,243	215,835	263,827	257,339
6133 WORKERS COMP INSURANCE PREMIUM	16,670	18,906	15,646	18,693	33,351	22,366
<b>TOTAL EMPLOYER CONTRIBUTIONS</b>	<b>427,079</b>	<b>455,775</b>	<b>479,607</b>	<b>498,806</b>	<b>617,239</b>	<b>621,471</b>
<b>Total PERSONNEL SERVICES</b>	<b>2,064,191</b>	<b>2,140,494</b>	<b>2,289,527</b>	<b>2,342,157</b>	<b>2,711,907</b>	<b>2,866,621</b>
<b>SUPPLIES</b>						
<b>OFFICE SUPPLIES</b>						
6203 DUPLICATING SUPPLY & COPY PAPE	2,174	4,725	2,174	2,198	5,000	5,000
6204 STATIONERY, ENVELOPES & FORMS	1,472	1,242	1,579	5,830	3,600	4,100
6206 FILM, MICROFILM, TAPES, DISKS	-	-	-	-	-	-
6208 MISCELLANEOUS OFFICE SUPPLIES	4,052	5,918	4,711	4,680	6,675	6,775
<b>TOTAL OFFICE SUPPLIES</b>	<b>7,698</b>	<b>11,886</b>	<b>8,464</b>	<b>12,708</b>	<b>15,275</b>	<b>15,875</b>
<b>OPERATING SUPPLIES</b>						
6221 CLEANING SUPPLIES	1,503	1,391	2,496	1,910	3,500	3,500
6223 GASOLINE	2,466	1,543	2,455	3,390	4,000	4,000
6225 DIESEL FUEL	793	758	451	2,172	1,500	2,000
6231 UNIFORMS & TURN-OUT GEAR	1,605	2,269	1,575	2,199	2,000	2,500
6247 HAPPY DAYS SUPPLIES	12,000	-	7,000	7,000	12,000	12,000
6249 MISCELLANEOUS OPERATING SUPPLY	32,969	35,036	35,526	53,046	42,800	50,792
6246 MARKETING	1,210	-	1,051	198	3,000	2,500
<b>TOTAL OPERATING SUPPLIES</b>	<b>52,547</b>	<b>40,997</b>	<b>50,554</b>	<b>69,915</b>	<b>68,800</b>	<b>77,292</b>
<b>REPAIR AND MAINTENANCE SUPPLIES</b>						
6257 OTHER VEHICLE PARTS	4,101	623	280	3,200	1,500	2,000
6259 BUILDING MAINT/REPAIR SUPPLIES	4,001	1,994	4,036	5,313	7,000	7,500
<b>TOTAL REPAIR AND MAINTENANCE SUPPLIES</b>	<b>8,103</b>	<b>2,617</b>	<b>4,316</b>	<b>8,513</b>	<b>8,500</b>	<b>9,500</b>
<b>SMALL TOOLS AND MINOR EQUIPMENT</b>						
6281 SMALL TOOLS & MINOR EQUIPMENT	51,832	42,736	49,142	59,318	73,720	76,820
<b>TOTAL SMALL TOOLS AND MINOR EQUIPMENT</b>	<b>51,832</b>	<b>42,736</b>	<b>49,142</b>	<b>59,318</b>	<b>73,720</b>	<b>76,820</b>
<b>Total SUPPLIES</b>	<b>120,179</b>	<b>98,236</b>	<b>112,476</b>	<b>150,454</b>	<b>166,295</b>	<b>179,487</b>
<b>OTHER SERVICES &amp; CHARGES</b>						
<b>PROFESSIONAL SERVICES</b>						
6302 AUDITING & ACCOUNTING SERVICES	32,680	32,405	38,260	34,712	39,500	37,000
6304 LEGAL FEES	151,343	123,305	124,320	120,510	125,000	128,000
6305 MEDICAL/PSYCHOLOGICAL FEES	6,425	-	-	-	-	-
6306 PERSONNEL TESTING & RECRUITMT	800	14,042	16,825	24,634	20,000	25,000
6315 MISCELLANEOUS PROFESSIONAL SER	148,577	110,803	60,556	64,693	85,000	82,600
<b>TOTAL PROFESSIONAL SERVICES</b>	<b>339,824</b>	<b>280,554</b>	<b>239,961</b>	<b>244,549</b>	<b>269,500</b>	<b>272,600</b>
<b>COMMUNICATION</b>						
6321 TELEPHONE	10,261	8,838	9,368	13,675	15,000	15,600
6322 POSTAGE	13,119	14,202	14,529	14,867	17,050	17,700
6323 CELLULAR PHONES	5,136	4,554	5,743	43,623	50,520	53,083
6325 LONG DISTANCE CHARGES	-	-	-	-	-	-
<b>TOTAL COMMUNICATION</b>	<b>28,515</b>	<b>27,594</b>	<b>29,640</b>	<b>72,165</b>	<b>82,570</b>	<b>86,383</b>

<b>EMPLOYEE REIMBURSEMENTS</b>							
6331	TRAVEL & LODGING	7,938	155	804	1,460	6,500	7,500
6334	MILEAGE REIMBURSEMENT	111	-	-	84	500	500
6335	TRAINING	19,771	7,611	16,580	17,959	29,300	39,300
<b>TOTAL EMPLOYEE REIMBURSEMENTS</b>		<b>27,820</b>	<b>7,765</b>	<b>17,385</b>	<b>19,504</b>	<b>36,300</b>	<b>47,300</b>
<b>ADVERTISING AND PUBLISHING</b>							
6352	GENERAL NOTICE & PUBLIC INFOR	34,969	30,311	35,265	38,966	42,500	46,100
6353	ORDINANCE PUBLICATION	876	2,575	1,301	2,322	2,000	2,000
6354	HELP WANTED ADVERTISEMENTS	2,305	1,905	3,276	7,302	3,500	3,500
<b>TOTAL ADVERTISING AND PUBLISHING</b>		<b>38,150</b>	<b>34,790</b>	<b>39,841</b>	<b>48,591</b>	<b>48,000</b>	<b>51,600</b>
<b>INSURANCE</b>							
6361	GENERAL LIABILITY/PROPERTY INS	33,983	34,162	35,616	30,378	45,401	32,669
<b>TOTAL INSURANCE</b>		<b>33,983</b>	<b>34,162</b>	<b>35,616</b>	<b>30,378</b>	<b>45,401</b>	<b>32,669</b>
<b>UTILITIES</b>							
6371	ELECTRIC UTILITIES	90,508	94,612	99,184	99,439	112,000	112,000
6372	WATER/IRRIGATION	2,057	2,853	2,412	2,928	3,200	3,300
6373	GAS	29,313	20,395	30,273	40,961	42,000	49,000
6374	REFUSE/RECYCLING	4,790	5,230	4,852	5,569	5,650	7,050
<b>TOTAL UTILITIES</b>		<b>126,668</b>	<b>123,090</b>	<b>136,723</b>	<b>148,896</b>	<b>162,850</b>	<b>171,350</b>
<b>REPAIRS AND MAINTENANCE - LABOR</b>							
6381	BUILDING & STRUCTURE REPAIR	7,641	9,855	7,747	9,127	22,000	23,000
6382	MACHINERY & EQUIPMENT REPAIR	11,461	12,554	13,193	19,344	22,000	23,000
6388	OTHER VEHICLE REPAIR	1,845	343	2,043	241	1,500	2,000
<b>TOTAL REPAIRS AND MAINTENANCE - LABOR</b>		<b>20,947</b>	<b>22,752</b>	<b>22,982</b>	<b>28,712</b>	<b>45,500</b>	<b>48,000</b>
<b>REPAIRS AND MAINTENANCE - CONTRACTS</b>							
6405	OFFICE & DATA PROCESSING EQUIP	302,488	314,997	366,110	387,787	358,971	458,671
<b>TOTAL REPAIRS AND MAINTENANCE - CONTRACTS</b>		<b>302,488</b>	<b>314,997</b>	<b>366,110</b>	<b>387,787</b>	<b>358,971</b>	<b>458,671</b>
<b>RENTALS</b>							
6415	OTHER EQUIPMENT RENTAL	-	-	-	-	-	-
<b>TOTAL RENTALS</b>		<b>-</b>	<b>-</b>	<b>-</b>	<b>-</b>	<b>-</b>	<b>-</b>
<b>DUES, SUBSCRIPTIONS, AND REGISTRATION FEES</b>							
6451	MEMBERSHIP DUES	51,387	39,559	38,598	38,014	39,850	42,930
6452	SUBSCRIPTIONS	1,551	1,280	589	1,458	1,900	1,450
<b>TOTAL DUES, SUBSCRIPTIONS, AND REGISTRATION FEES</b>		<b>52,938</b>	<b>40,840</b>	<b>39,187</b>	<b>39,472</b>	<b>41,750</b>	<b>44,380</b>
<b>BOOKS AND PAMPHLETS</b>							
6471	BOOKS & PAMPHLETS	-	-	-	-	-	-
<b>TOTAL BOOKS AND PAMPHLETS</b>		<b>-</b>	<b>-</b>	<b>-</b>	<b>-</b>	<b>-</b>	<b>-</b>
<b>CONTRACTED SERVICES</b>							
6489	OTHER CONTRACTED SERVICES	230,169	240,738	211,300	220,670	234,000	235,000
<b>TOTAL CONTRACTED SERVICES</b>		<b>230,169</b>	<b>240,738</b>	<b>211,300</b>	<b>220,670</b>	<b>234,000</b>	<b>235,000</b>
<b>Total OTHER SERVICES &amp; CHARGES</b>		<b>1,201,503</b>	<b>1,127,282</b>	<b>1,138,745</b>	<b>1,240,724</b>	<b>1,324,842</b>	<b>1,447,953</b>
<b>CAPITAL OUTLAY</b>							
<b>CAPITAL OUTLAY</b>							
6520	BUILDINGS	-	-	-	-	-	-
6550	MOTOR VEHICLES	-	-	-	47,226	-	58,000
6580	OTHER EQUIPMENT	-	-	-	-	-	161,000
6585	COMPUTER HARDWARE/SOFTWARE	81,526	24,423	-	26,894	-	37,000
<b>TOTAL CAPITAL OUTLAY</b>		<b>81,526</b>	<b>24,423</b>	<b>-</b>	<b>74,120</b>	<b>-</b>	<b>256,000</b>
<b>Total CAPITAL OUTLAY</b>		<b>81,526</b>	<b>24,423</b>	<b>-</b>	<b>74,120</b>	<b>-</b>	<b>256,000</b>
<b>TOTAL EXPENDITURES &amp; OTHER FINANCING</b>		<b>3,467,400</b>	<b>3,390,435</b>	<b>3,540,747</b>	<b>3,807,456</b>	<b>4,203,044</b>	<b>4,750,061</b>

3540820

**BUDGET SUMMARY:**

Business Unit	Object Account	Description	2019 Actual	2020 Actual	2021 Actual	2022 Actual	2023 Adopted Budget	2024 Requested Budget
0111	6104	PART TIME-WAGES & SALARIES	36,932	33,605	40,350	38,000	46,400	44,000
0111	6121	PERA CONTRIBUTIONS	775	1,002	1,300	1,300	1,300	1,300
0111	6122	FICA/MEDICARE CONTRIBUTIONS	2,838	2,571	3,093	2,907	3,366	3,366
0111	6131	GROUP INSURANCE	3,648	7,895				
0111	6133	WORKERS COMP INSURANCE PREMIUM	130	148	242	116	250	233
0111	6247	HAPPY DAYS	12,000	-	7,000	7,000	12,000	12,000
0111	6249	MISCELLANEOUS OPERATING SUPPLY	11,485	6,530	13,684	21,308	14,000	17,200
0111	6315	MISCELLANEOUS PROFESSIONAL SER	-	15,170		-	15,000	7,000
0111	6322	POSTAGE		-	-			
0111	6331	TRAVEL & LODGING	2,268	136	-	-	1,000	2,000
0111	6335	TRAINING	753	903	175	-	1,000	2,500
0111	6361	GENERAL LIABILITY/PROPERTY INS	1,177	1,070	1,011	823	1,291	936
0111	6451	MEMBERSHIP DUES	46,963	35,504	33,708	34,661	34,000	36,780
<b>Total Expenditure</b>			<b>118,969</b>	<b>104,534</b>	<b>100,563</b>	<b>106,114</b>	<b>129,607</b>	<b>127,315</b>

**PERSONNEL COMPLEMENT**

Mayor	1.00	1.00	1.00	1.00	1.00	1.00
Council	6.00	6.00	6.00	6.00	6.00	6.00
<b>Mayor and Council Total</b>	<b>7.00</b>	<b>7.00</b>	<b>7.00</b>	<b>7.00</b>	<b>7.00</b>	<b>7.00</b>

**6249 Miscellaneous Operating Supplies**

Mayor's Prayer Breakfast	400	-	270	340	400	400
Meals for Council Work sessions	2,861	3,435	3,364	2,353	4,000	4,000
Employee Recognition Event (January Event)	3,153	2,193	-	4,047	2,750	3,500
Tree Lighting/Outside Lights & Light Contest	1,400	-	8,932	10,438	750	750
Gala/Fundraising Events	1,340	-	225	805	2,000	2,000
Miscellaneous	2,331	902	893	3,325	4,100	4,100
	<b>11,485</b>	<b>6,530</b>	<b>13,684</b>	<b>21,308</b>	<b>14,000</b>	<b>14,750</b>

**6315 Miscellaneous Professional Services**

Citizen Survey		15,170			15,000	7,000
	-	15,170	-	-	15,000	7,000

**6451 Dues**

Anoka County Mediation Services	2,882	-	-			
Mississippi River Cities & Towns Initiatives (MRCTI)	-	-	-			
North Metro Mayors Association	12,008	11,768	11,533	11,417	11,575	11,575
North Metro Chamber (EDA)	660	-	-			
Missippi/Champlin Streamgange Agreement		620	620	620	350	620
Anoka Area Chamber of Commerce (EDA)	410	410	-			
Association of Metro Municipalities	8,429	-	-			
League of Minnesota Cities	20,627	20,723	21,525	22,594	22,046	24,555
MN Mayors Assoc	30	30	30	30	30	30
Metro Cities		-	-			
National League of Cities	1,917	1,953	-			
	<b>46,963</b>	<b>35,504</b>	<b>33,708</b>	<b>34,661</b>	<b>34,000</b>	<b>36,780</b>

**DESCRIPTION OF SERVICES:**

The Mayor and Council budget provides for legislative and policy making activities of the city on behalf of the citizens of Ramsey. They provide for the planning and control of all financial activities including approving the tax levy, rates and charges, and approval of expenditures.

**BUDGET HIGHLIGHTS**

- Bi-Annual Survey included in 2023 budget for \$15,000 -Encumbered for 2024
- Additional \$7,000 needed for study for total of \$22,000
- 

**GOALS OF CURRENT YEAR BUDGET:**

Establish and implement a Strategic Action Plan  
 Establish legislative priorities for the City  
 Maintain a stable tax levy rate

**Performance Measurements:**

	2019 Actual	2020 Actual	2021 Actual	2022 Actual	2023 Estimate	2024 Projected
Tax Levy Rate	40.35%	39.59%	39.25%	42.24%	40.54%	TBD

Business Unit	Object Account	Description	2019 Actual	2020 Actual	2021 Actual	2022 Actual	2023 Adopted Budget	2024 Requested Budget
0114	6105	TEMPORARY-WAGES & SALARIES	3,335	2,940	3,360	2,490	3,500	3,500
0114	6122	FICA/MEDICARE CONTRIBUTIONS	255	225	257	191	268	383
0114	6133	WORKERS COMP INSURANCE PREMIUM	16	15	12	7	25	25
0114	6322	POSTAGE		-				
0114	6361	GENERAL LIABILITY/PROPERTY INS	36	33	36	21	60	60
<b>Total Expenditure</b>			<b>3,642</b>	<b>3,213</b>	<b>3,666</b>	<b>2,709</b>	<b>3,853</b>	<b>3,968</b>

**PERSONNEL COMPLEMENT**

Charter Commission Members	9.00	9.00	9.00	9.00	9.00	9.00	9.00
Planning Commission Members	7.00	7.00	7.00	7.00	7.00	7.00	7.00
Commission Total	16.00	16.00	16.00	16.00	16.00	16.00	16.00

**DESCRIPTION OF SERVICES:**  
 The Commissions budget provides council-appointed committee members tasked to review and provide feedback on city plans, initiatives, and policies. Commissions include: Charter Commission, Economic Development Authority Commission, Environmental Policy Board Commission, Parks and Recreation Commission, and Planning Commission.

**BUDGET HIGHLIGHTS**

- No Changes

**GOALS OF CURRENT YEAR BUDGET:**  
 Assist the City Council in the implementation of the City's 3-Year Strategic Action Plan  
 Implement individual commissions' work plans and missions  
 Implement and manage individual commissions' budgets

Performance Measurements:						
	2019 Actual	2020 Actual	2021 Projected	2022 Projected	2023 Projected	2024 Projected
# of Meetings: Charter Commission	2	1	2	2	2	2
# of Meetings: Economic Development Authority Commission	10	12	12	12	12	12
# of Meetings: Environmental Policy Board Commission	10	10	11	11	11	11
# of Meetings: Parks and Recreation Commission	11	11	10	10	10	10
# of Meetings: Planning Commission	13	15	17	17	17	17
# of Meetings: City Council Regular Session	23	23	23	23	23	23
# of Meetings: City Council Work Session	31	26	25	25	25	25
# of Meetings: Public Works Committee	9	10	8	8	8	8

Business Unit	Object Account	Description	2019 Actual	2020 Actual	2021 Actual	2022 Actual	2023 Adopted Budget	2024 Requested Budget
0130	6102	F.T. REGULAR-WAGES & SALARIES	497,636	524,501	554,618	562,006	649,108	686,538
0130	6103	FULL TIME-REGULAR-OVERTIME	261	1,315				
0130	6104	PART TIME-WAGES & SALARIES	36,677	580		16,383	24,553	25,389
0130	6105	TEMPORARY-WAGES & SALARIES	9,336	-	9,394	37,276		
0130	6108	SEVERANCE PAY	14,464					
0130	6121	PERA CONTRIBUTIONS	36,244	38,391	40,765	42,721	50,525	53,395
0130	6122	FICA/MEDICARE CONTRIBUTIONS	38,717	37,053	40,080	43,360	56,154	59,336
0130	6123	ICMA RETIREMENT TRUST	2,000	2,000	2,000	800	-	
0130	6131	GROUP INSURANCE	58,925	73,945	80,105	71,806	81,197	81,529
0130	6133	WORKERS COMP INSURANCE PREMIUM	3,007	3,210	2,447	3,077	5,941	3,931
0130	6203	DUPLICATING SUPPLY & COPY PAPE	2,174	4,725	2,174	2,198	5,000	5,000
0130	6204	STATIONERY, ENVELOPES & FORMS	1,039	870	738	5,458	3,000	3,500
0130	6208	MISCELLANEOUS OFFICE SUPPLIES	3,046	3,455	2,570	3,413	5,000	5,000
0130	6246	MARKETING	1,210	-	1,051	198	3,000	2,500
0130	6249	MISCELLANEOUS OPERATING SUPPLY	4,305	6,527	2,707	4,204	6,500	6,500
0130	6305	MEDICAL/PSYCHOLOGICAL FEES	6,425	-	-	-	-	-
0130	6306	PERSONNEL TESTING	800	14,042	16,825	24,634	20,000	25,000
0130	6315	MISCELLANEOUS PROFESSIONAL SER	44,262	52,159	57,453	63,894	60,000	65,600
0130	6321	TELEPHONE	1,006	1,044	1,082	-	-	-
0130	6322	POSTAGE	356	424	385	121	1,000	1,000
0130	6323	CELLULAR PHONES	1,397	883	933	-	-	-
0130	6331	TRAVEL & LODGING	4,409	-	804	491	4,000	4,000
0130	6334	MILEAGE REIMBURSEMENT	111	-	-	84	-	-
0130	6335	TRAINING	14,233	4,787	11,598	10,128	20,000	26,600
0130	6352	GENERAL NOTICE & PUBLIC INFOR	285	570	188	172	1,000	1,000
0130	6353	ORDINANCE PUBLICATION	876	2,575	1,301	2,322	2,000	2,000
0130	6354	HELP WANTED ADVERTISEMENTS	2,305	1,905	3,276	7,302	3,500	3,500
0130	6361	GENERAL LIABILITY/PROPERTY INS	8,008	8,108	8,410	7,067	10,000	7,365
0130	6405	OFFICE & DATA PROCESSING EQUIP	14,129	9,462	9,130	2,231	4,400	4,400
0130	6451	MEMBERSHIP DUES	3,247	2,418	2,109	1,919	3,000	3,000
0130	6452	SUBSCRIPTIONS	764	421	589	714	900	450
0130	6489	OTHER CONTRACTED SERVICES	-	-	-	-	-	-
<b>Total Expenditure</b>			<b>811,654</b>	<b>795,368</b>	<b>852,730</b>	<b>913,981</b>	<b>1,019,778</b>	<b>1,076,533</b>

**PERSONNEL COMPLEMENT**

City Administrator	1.00	1.00	1.00	1.00	1.00	1.00
Assistant City Administrator/Econ Dev Dir	-	-	-	-	-	-
Human Resources Manager	-	-	-	-	-	-
Director of Administrative Services	1.00	1.00	1.00	1.00	1.00	1.00
City Clerk	0.50	-	-	1.00	0.80	0.80
Deputy City Clerk	-	-	1.00	-	-	-
HR Generalist	-	1.00	1.00	1.00	1.00	1.00
HR Specialist	-	-	-	1.00	1.00	1.00
Administrative Clerks	1.00	1.00	1.00	1.00	1.00	1.00
Mgmt Intern	0.50	0.50	0.50	-	-	-
Administrative Assistant	1.73	1.00	-	-	-	-
Public Information & Events Specialist	1.00	1.00	1.00	-	-	-
Communications Coordinator	-	-	-	1.00	1.00	1.00
Receptionist	1.00	1.00	1.00	1.50	1.50	1.50
Administration Total	7.73	7.50	7.50	8.50	8.30	8.30

**6249 Miscellaneous Operating Supplies**

Employee Recognition	1,813	1,703	1,713	2,253	2,900	2,900
Expenses for staff workshops and other misc. operating supplies.	2,492	4,824	994	1,951	3,600	3,600
	4,305	6,527	2,707	4,204	6,500	6,500

**6315 Miscellaneous Professional Services**

Insurance Agent of Record Annual Fee	7,000	7,000	7,000	7,000	7,000	7,000
Flex Spending(admin & deposit)	4,248	4,301	5,436	3,621	5,500	5,500
Employee Assistance Program-Cobra/HSA/Group Health	1,300	4,211	3,468	3,687	3,500	3,500
City Code Codification	1,677	2,016	8,266	6,363	8,000	8,000
Miscellaneous department charges-WC Deduction/Unemployment	5,417	6,070	5,193	12,039	10,000	15,000
Recruiting Software	3,000	3,440	3,681	3,920	4,000	4,000
Health admin/enrollment	2,900	4,320				
Minute Taking	18,720	20,801	24,410	27,263	22,000	22,600
	44,262	52,159	57,453	63,894	60,000	65,600

**6451 Dues**

IPMA - National	150	156	-	-	-	-
ICMA	1,200	1,300	1,259	1,356	1,375	1,400
MCCMA	168	338	188	174	350	275
MAMA	45		-		45	50
Miscellaneous	1,084	474	524	389	1,230	1,275
HR organizations-misc			138			
Rotary	600	150	-	-		
	3,247	2,418	2,109	1,919	3,000	3,000

**DESCRIPTION OF SERVICES:**

The Administration Department is generally responsible for the execution of city policy/ strategic plan as adopted by the City Council, prepares and maintains official records, provides for the licensing of local businesses and activities as required by state law or city ordinance, provides Human Resource services, and generally oversees the coordination of events and communications for the City.

**BUDGET HIGHLIGHTS**

- COLA & Steps

**GOALS OF CURRENT YEAR BUDGET:**

Oversee implementation of the Council Strategic Action Plan and Legislative Priorities  
Optimize use of non-city funding through joint projects, grants, and partnerships

Business Unit	Object Account	Description	2019 Actual	2020 Actual	2021 Actual	2022 Actual	2023 Adopted Budget	2024 Requested Budget
0141	6102	F.T. REGULAR-WAGES & SALARIES	1,716	5,842	388	8,041	-	9,000
0141	6103	FULL TIME-REGULAR-OVERTIME	1,309	1,583		1,095	-	
0141	6104	PART TIME-WAGES & SALARIES	392	1,562	128		-	
0141	6105	TEMPORARY-WAGES & SALARIES	9,264	34,485	1,583	22,261	-	34,560
0141	6121	PERA CONTRIBUTIONS	256	671	39	706	-	675
0141	6122	FICA/MEDICARE CONTRIBUTIONS	246	677	36	642	-	689
0141	6133	WORKERS COMP INSURANCE PREMIUM	57	212	7	130	-	270
0141	6208	MISCELLANEOUS OFFICE SUPPLIES	-	-	-	-	-	
0141	6249	MISCELLANEOUS OPERATING SUPPLY	1,184	2,602	-	5,631	500	3,267
0141	6281	SMALL TOOLS & MINOR EQUIPMENT	7,425	5,476	5,524	5,717	6,000	5,800
0141	6322	POSTAGE	36	105	3	120	50	100
0141	6361	GENERAL LIABILITY/PROPERTY INS	219	550	77	346	100	500
0141	6451	MEMBERSHIP DUES	-	-	-	-		
0141	6580	OTHER EQUIPMENT	-					
<b>Total Expenditure</b>			<b>22,103</b>	<b>53,763</b>	<b>7,784</b>	44,689	6,650	54,861

**DESCRIPTION OF SERVICES:**  
 The Elections budget provides funds needed to conduct the national, state, and local elections in accordance with statutory requirements.

- BUDGET HIGHLIGHTS**
- Election Year
  -

Performance Measurements:					
	2016	2018	2020	2022	2024
Number of Votes	16927	11764	16483	TBD	
Number of Voters registered Election Day	17280	15890	17428	TBD	
Percent (votes/registered)	97.96%	74.03%	94.58%	#VALUE!	#DIV/0!
Number of Wards	4	4	4	4	4
Number of Precincts	8	8	8	9	9

Business Unit	Object Account	Description	2019 Actual	2020 Actual	2021 Actual	2022		2023 Adopted Budget	2024 Requested Budget
						Actual	Actual		
0153	6102	F.T. REGULAR-WAGES & SALARIES	256,779	265,330	276,264	247,373	260,839	271,599	
0153	6108	SEVERANCE PAY	-	-	11,013	8,699	-	-	
0153	6121	PERA CONTRIBUTIONS	18,954	19,489	20,428	18,501	19,563	20,370	
0153	6122	FICA/MEDICARE CONTRIBUTIONS	18,222	19,025	20,511	19,299	20,957	21,833	
0153	6131	GROUP INSURANCE	28,896	27,432	26,242	19,708	25,801	27,194	
0153	6133	WORKERS COMP INSURANCE PREMIUM	1,395	1,568	1,190	1,246	2,400	1,680	
0153	6204	STATIONERY, ENVELOPES & FORMS	433	372	841	372	600	600	
0153	6208	MISCELLANEOUS OFFICE SUPPLIES	390	1,861	264	312	400	400	
0153	6302	AUDITING & ACCOUNTING SERVICES	32,680	32,405	38,260	34,712	39,500	37,000	
0153	6321	TELEPHONE	447	464	443	-	-	-	
0153	6322	POSTAGE	1,689	1,574	1,571	1,716	2,000	2,000	
0153	6335	TRAINING	225	1,739	3,002	2,218	2,000	3,000	
0153	6352	GENERAL NOTICE & PUBLIC INFOR	263	296	409	306	500	500	
0153	6361	GENERAL LIABILITY/PROPERTY INS	3,637	3,874	4,052	2,800	4,500	2,795	
0153	6451	MEMBERSHIP DUES	544	623	777	640	850	850	
0153	6489	OTHER CONTRACTED SERVICES	3,035	3,114	3,450	4,952	7,000	5,000	
<b>Total Expenditure</b>			<b>367,590</b>	<b>379,167</b>	<b>408,717</b>	<b>362,854</b>	<b>386,910</b>	<b>394,821</b>	

**PERSONNEL COMPLEMENT**

Finance Director	1.00	1.00	1.00	1.00	1.00	1.00	1.00
Asst. Finance Director	1.00	1.00	1.00	1.00	1.00	1.00	1.00
Accountant I	-	-	-	-	-	1.00	1.00
Accountant II	1.00	1.00	-	-	-	-	-
Accountant III	-	-	1.00	1.00	-	-	-
Accounting Clerk	-	-	-	-	1.00	1.00	1.00
Sr. Accounting Clerk	1.00	1.00	1.00	-	-	-	-
<b>Finance Total</b>	<b>4.00</b>	<b>4.00</b>	<b>4.00</b>	<b>4.00</b>	<b>4.00</b>	<b>4.00</b>	<b>4.00</b>

**DESCRIPTION OF SERVICES:**

The Finance Department is responsible for financial reporting and budgeting, assessments, cash receipts, accounts receivable, accounts payable, payroll processing, debt service management and investment of all city funds.

**BUDGET HIGHLIGHTS**

- COLA & Steps
- 
- 

**GOALS OF CURRENT YEAR BUDGET:**

- Continued long-term financial planning (5-Year Budget & 10-Year CIP)
- Continued CAFR award recognition
- Ensure compliance with state and federal laws

**Performance Measurements:**

	2019 Actual	2020 Actual	2021 Actual	2022 Actual	2023 Projected	2024 Projected
Average Rate of Return	2.18%	2.00%	1.53%	1.64%	2.00%	2.00%
Bond Rating	AA+	AA+	AA+	AA+	AA+	AA+

Business Unit	Object Account	Description	2019 Actual	2020 Actual	2021 Actual	2022 Actual	2023 Adopted Budget	2024 Requested Budget
0155	6489	OTHER CONTRACTED SERVICES	143,667	147,722	120,463	125,272	130,000	133,000
<b>Total Expenditure</b>			<b>143,667</b>	<b>147,722</b>	<b>120,463</b>	<b>125,272</b>	<b>130,000</b>	<b>133,000</b>

**DESCRIPTION OF SERVICES:**  
 The Assessing budget provides contractual assessing services provided by Anoka County.

**BUDGET HIGHLIGHTS**

- No changes

**GOALS OF CURRENT YEAR BUDGET:**  
 Increase number of in-person assessment appraisals to better reflect market values

<b>Performance Measurements:</b>						
	2019 Actual	2020 Actual	2021 Actual	2022 Actual	2023 Projected	2024 Projected
Number of Assessed Parcels - Residential Properties	8,848	8,993	8,987	9,347	9,122	9,487
Number of Assessed Parcels - Commercial Properties	384	383	387	402	393	408

Business Unit	Object Account	Description	2019 Actual	2020 Actual	2021 Actual	2022 Actual	2023 Adopted Budget	2024 Requested Budget
0161	6304	LEGAL FEES	151,343	123,305	124,320	120,510	125,000	128,000
0161	6361	GENERAL LIABILITY/PROPERTY INS	1,479	1,229	1,157	913	1,600	915
<b>Total Expenditure</b>			<b>152,821</b>	<b>124,533</b>	<b>125,477</b>	<b>121,422</b>	<b>126,600</b>	<b>128,915</b>

**DESCRIPTION OF SERVICES:**  
 The Legal budget provides for legal counsel to the City Council and city staff, reviews ordinances, resolutions, contracts and other legal documents. The budget also provides for prosecution services. The City's prosecution services are provided by Eckberg, Lammers Attorneys at Law and other legal services are provided by Holstad & Knaak, PLC

**BUDGET HIGHLIGHTS**

- No Changes

**GOALS OF CURRENT YEAR BUDGET:**  
 Ensure city compliance with all laws

Business Unit	Object Account	Description	2019 Actual	2020 Actual	2021 Actual	2022 Actual	2023 Adopted Budget	2024 Requested Budget
0191	6102	F.T. REGULAR-WAGES & SALARIES	408,399	446,437	486,561	442,889	572,465	599,284
0191	6104	PART-TIME WAGES & SALARIES	31,332	34,004	40,016	62,985	67,500	75,858
0191	6105	TEMPORARY-WAGES & SALARIES	9,212	-	5,908	-	-	-
0191	6108	SEVERANCE PAY	-	-	47,657	7,504	-	-
0191	6121	PERA CONTRIBUTIONS	32,796	33,872	37,293	37,800	44,853	50,636
0191	6122	FICA/MEDICARE CONTRIBUTIONS	33,750	35,801	40,393	38,380	51,824	54,727
0191	6131	GROUP INSURANCE	42,110	39,841	49,990	56,284	77,009	72,303
0191	6133	WORKERS COMP INSURANCE PREMIUM	2,415	2,792	2,350	2,566	5,499	3,088
0191	6208	MISCELLANEOUS OFFICE SUPPLIES	464	565	1,805	542	1,000	1,000
0191	6249	MISCELLANEOUS OPERATING SUPPLY	473	3,551	2,374	1,347	3,000	3,000
0191	6315	MISCELLANEOUS PROFESSIONAL SER	104,315	43,474	3,103	799	10,000	10,000
0191	6321	TELEPHONE	559	585	637	-	-	-
0191	6322	POSTAGE	481	754	851	565	1,000	1,000
0191	6323	CELLULAR PHONES	2,163	2,267	3,139	-	-	-
0191	6325	LONG DISTANCE CHARGES	-	-	-	-	-	-
0191	6331	TRAVEL & LODGING	1,261	19	-	969	1,500	1,500
0191	6334	MILEAGE REIMBURSEMENT	-	-	-	-	500	500
0191	6335	TRAINING	1,852	90	1,805	4,260	3,500	4,000
0191	6352	GENERAL NOTICE & PUBLIC INFOR	1,145	574	581	2,079	3,000	3,000
0191	6361	GENERAL LIABILITY/PROPERTY INS	6,663	6,884	7,415	5,366	9,000	6,437
0191	6451	MEMBERSHIP DUES	633	1,015	2,004	794	2,000	2,300
0191	6452	SUBSCRIPTIONS	787	859	-	744	1,000	1,000
0191	6471	BOOKS & PAMPHLETS	155	-	-	-	-	-
0191	6550	VEHICLES	-	-	-	-	-	-
<b>Total Expenditure</b>			<b>680,965</b>	<b>653,382</b>	<b>733,882</b>	<b>665,874</b>	<b>854,650</b>	<b>889,633</b>

**PERSONNEL COMPLEMENT**

City Planner	2.00	2.00	1.00	-	1.00	1.00
Planning Manager				1.00	1.00	1.00
Senior City Planner	-	1.00	1.00	1.00	1.00	1.00
Community Development Director	1.00	-	-	-	-	-
Zoning Code Enforcement Officer	-	-	1.00	1.00	1.00	1.00
Deputy City Administrator/Community Development Director	-	1.00	1.00	1.00	-	-
Community Development Director					1.00	1.00
Planning Technician	-	-	1.00	1.00	-	-
Economic Development Manager	1.00	1.00	1.00	1.00	1.00	1.00
Community Development Assistant	1.00	0.40	0.40	0.50	0.50	0.50
Planning Intern	0.50	0.50	0.50	-	-	-
Administrative Assistant	0.73	0.73	0.73	0.73	0.73	0.73
<b>Planning &amp; Zoning Total</b>	<b>6.23</b>	<b>6.63</b>	<b>7.63</b>	<b>7.23</b>	<b>7.23</b>	<b>7.23</b>

**DESCRIPTION OF SERVICES:**

The mission of the Community Development Department is to guide residential and commercial growth through comprehensive planning processes and administer the city's building and zoning codes in a equitable and professional manner to promote and sustain public safety, quality of life, and the health and well being of the whole community.

The Planning Division's function is to prepare and implement the City's Comprehensive Plan (the City's land use guide) and comprises of two (2) major functions: long-range land use planning and zoning administration.

- BUDGET HIGHLIGHTS**
- COLA & Steps

**GOALS OF CURRENT YEAR BUDGET:**

All Land Use Applications processed with 60 days.  
Standard plan review completed within 5 business day (previously 10 business days).  
Improve Responsiveness to Code Violation Complaints  
Improve image of key nodes/corridors and be proactive on site plans due to Ramsey Gateway  
Improve the application process for land use applications.

**Performance Measurements:**

	2019 Actual	2020 Actual	2021 Projected	2022 Actual	2023 Projected	2024 Projected
Number of Land Use Applications	53	43	40	44	40	40
Number of Permits	3,313	3,600	2,500	2,500	2,500	2,500
Number of Code Enforcement Cases	147	183	300	470	300	300

Business Unit	Object Account	Description	2019 Actual	2020 Actual	2021 Actual	2022 Actual	2023 Adopted Budget	2024 Requested Budget
0192	6102	F.T. REGULAR-WAGES & SALARIES	149,915	158,179	146,476	189,159	246,091	266,191
0192	6104	PART TIME-WAGES & SALARIES	-	-	-	-	-	-
0192	6108	SEVERANCE PAY	-	-	4,660	-	-	-
0192	6121	PERA CONTRIBUTIONS	11,173	11,761	10,880	13,959	18,457	19,964
0192	6122	FICA/MEDICARE CONTRIBUTIONS	11,182	11,752	11,118	14,080	18,826	20,364
0192	6131	GROUP INSURANCE	20,645	22,369	22,400	28,513	37,888	40,557
0192	6133	WORKERS COMP INSURANCE PREMIUM	836	967	691	976	2,264	1,276
0192	6206	FILM, MICROFILM, TAPES, DISKS	-	-	-	-	-	-
0192	6208	MISCELLANEOUS OFFICE SUPPLIES	153	37	71	414	275	375
0192	6249	MISCELLANEOUS OPERATING SUPPLY	1,060	455	299	542	800	825
0192	6281	SMALL TOOLS & MINOR EQUIPMENT	41,290	34,196	39,098	49,366	61,720	64,520
0192	6321	TELEPHONE	8,249	6,746	7,206	13,675	15,000	15,600
0192	6323	CELLULAR PHONES	-	-	72	43,623	50,520	53,083
0192	6335	TRAINING	2,708	91	-	1,354	2,800	3,200
0192	6361	GENERAL LIABILITY/PROPERTY INS	6,070	5,957	6,329	5,802	9,000	5,913
0192	6374	REFUSE/RECYCLING	-	-	-	-	450	450
0192	6405	OFFICE & DATA PROCESSING EQUIP	288,359	305,535	356,981	385,556	354,571	454,271
0192	6580	OTHER EQUIPMENT	-	-	-	-	-	-
0192	6585	COMPUTER HARDWARE/SOFTWARE	81,526	24,423	-	26,894	-	37,000
<b>Total Expenditure</b>			<b>623,164</b>	<b>582,467</b>	<b>606,281</b>	<b>773,912</b>	<b>818,662</b>	<b>983,589</b>

**PERSONNEL COMPLEMENT**

IT Manager	1.00	1.00	1.00	1	1	1
Systems & Security				1	1	1
IT Tech	0.73	1.00	1.00	1	1	1
<b>Data Processing Total</b>	<b>1.73</b>	<b>2.00</b>	<b>2.00</b>	<b>3.00</b>	<b>3.00</b>	<b>3.00</b>

**6405 Office Equipment Contracts**

Support & Licensing (LOGIS)	10,000	4,120	7,519	6,470		9,800
Financial Support (General Ledger, P/R, S/A, F/A & System Dev) (LOGIS)	93,222	100,741	108,545	96,110	100,795	104,530
PIMS becomes Accella System Support (LOGIS)	35,169	44,271	46,115	47,875	49,880	67,126
Tungsten (LOGIS)	-	-	5,000	3,860	4,055	4,260
GIS (LOGIS)	38,500	42,753	48,415	50,115	52,620	55,251
Laser Fiche Licensing	7,000	8,000	8,000	6,423	14,250	23,940
Licensing/maintenance through Logis	65,417	58,783	57,290	37,247	15,191	22,171
Malware Bytes (3-Year Renewal)				10,411		
Digital Signage				5,870		3,300
Other Licensing/Maintenance (Civic Rec/Engineering-Autocad)			10,877	17,055	25,180	38,244
Internet (Included in LOGIS Support)	12,344	15,219	16,660	17,560	18,440	19,360
Server Backup/Hosting LOGIS		26,648	35,975	39,790	54,270	53,030
Copier/Printer Support	5,180	5,000	4,772	13,595	13,849	16,691
Agenda Quick				3,500		3,500
Phone Support				6,041	6,041	6,041
Miscellaneous				15,430		15,893
Website Annual Fee	21,527		7,814	8,205		11,135
	<b>288,359</b>	<b>305,535</b>	<b>356,981</b>	<b>385,556</b>	<b>354,571</b>	<b>454,271</b>

**6585 Computer Hardware / Software**

Server Virtualization	81,526	24,423	-	-	-	-
Universal Power Supply				26,894	-	-
Networking Switches - All Municipal Buildings				-	-	37,000
	<b>81,526</b>	<b>24,423</b>	<b>-</b>	<b>26,894</b>	<b>-</b>	<b>37,000</b>

**DESCRIPTION OF SERVICES:**

The Information Technology Department manages and maintains all voice, network, and data systems for the city. They also handle long-term project planning, technology implementations and helpdesk support for city staff.

**BUDGET HIGHLIGHTS**

- COLA & Steps
- \$37,000 for network switches at City Hall, PW, Parking Ramp & Fire Stations (6585)

**GOALS OF CURRENT YEAR BUDGET:**

Ensure staff access to tools and resources in order to provide effective services to citizens.  
 Identify efficiency, security, and cost-saving opportunities that improve/maintain city services using staff.

<b>Performance Measurements:</b>						
	<b>2019 Actual</b>	<b>2020 Actual</b>	<b>2021 Actual</b>	<b>2022 Actual</b>	<b>2023 Projected</b>	<b>2024 Projected</b>
Number of Physical Servers	4	4	2	3	3	3
Number of Virtualized Servers	7	7	12	14	13	13
Number of Desktop PCs / Laptops	162	162	173	177	180	180
Number of Phones	105	105	105	109	112	112
Number of Mobile Phones	62	62	62	65	65	65
Number of Tablets	18	18	20	23	30	30
Number of Wireless Access Points	8	8	11	18	28	28

Business Unit	Object Account	Description	2019 Actual	2020 Actual	2021 Actual	2022		2023 Adopted Budget	2024 Requested Budget
							Actual		
0194	6102	F.T. REGULAR-WAGES & SALARIES	113,982	116,505	130,000		164,491	189,035	190,279
0194	6103	FULL TIME-REGULAR-OVERTIME	1,075	1,864	2,051		3,382		
0194	6104	PART TIME-WAGES & SALARIES	49,263	50,761	44,495		27,454	28,947	32,535
0194	6108	SEVERANCE PAY	1,905	1,408			4,686		
0194	6121	PERA CONTRIBUTIONS	12,232	12,245	13,130		14,556	16,349	16,711
0194	6122	FICA/MEDICARE CONTRIBUTIONS	11,980	12,171	12,608		14,339	16,676	17,045
0194	6131	GROUP INSURANCE	23,944	26,079	30,506		39,524	41,932	35,756
0194	6133	WORKERS COMP INSURANCE PREMIUM	8,796	9,975	8,687		10,552	16,915	11,813
0194	6221	CLEANING SUPPLIES	1,503	1,391	2,496		1,910	3,500	3,500
0194	6223	GASOLINE	2,466	1,543	2,455		3,390	4,000	4,000
0194	6225	DIESEL FUEL	793	758	451		2,172	1,500	2,000
0194	6231	UNIFORMS & TURN-OUT GEAR	1,605	2,269	1,575		2,199	2,000	2,500
0194	6249	MISCELLANEOUS OPERATING SUPPLY	14,463	15,371	16,462		20,014	18,000	20,000
0194	6257	OTHER VEHICLE PARTS	4,101	623	280		3,200	1,500	2,000
0194	6259	BUILDING MAINT/REPAIR SUPPLIES	4,001	1,994	4,036		5,313	7,000	7,500
0194	6275	OTHER EQUIPMENT PARTS	-						
0194	6281	SMALL TOOLS & MINOR EQUIPMENT	3,117	3,064	4,520		4,235	6,000	6,500
0194	6323	CELLULAR PHONES	1,575	1,403	1,671		-		
0194	6361	GENERAL LIABILITY/PROPERTY INS	6,210	5,995	6,609		6,816	9,000	7,320
0194	6371	ELECTRIC UTILITIES	90,508	94,612	99,184		99,439	112,000	112,000
0194	6372	WATER/IRRIGATION	2,057	2,853	2,412		2,928	3,200	3,300
0194	6373	GAS	29,313	20,395	30,273		40,961	42,000	49,000
0194	6374	REFUSE/RECYCLING	4,790	5,230	4,852		5,569	5,200	6,600
0194	6381	BUILDING & STRUCTURE REPAIR	7,641	9,855	7,747		9,127	22,000	23,000
0194	6382	MACHINERY & EQUIPMENT REPAIR	11,461	12,554	13,193		19,344	22,000	23,000
0194	6388	OTHER VEHICLE REPAIR	1,845	343	2,043		241	1,500	2,000
0194	6415	OTHER EQUIPMENT RENTAL	-						
0194	6417	UNIFORM RENTAL	-						
0194	6489	OTHER CONTRACTED SERVICES	83,467	89,902	87,387		90,445	97,000	97,000
0194	6520	BUILDINGS	-	-	-			-	-
0194	6550	MOTOR VEHICLES	-	-	-		47,226	-	58,000
0194	6580	OTHER EQUIPMENT	-	-	-		-	-	161,000
<b>Total Expenditure</b>			<b>494,094</b>	<b>501,162</b>	<b>529,125</b>		<b>643,514</b>	<b>667,254</b>	<b>894,359</b>

**PERSONNEL COMPLEMENT**

**Gen. Gov't. Bldgs.**

Building Maintenance	3.13	3.13	3.13	3.50	3.50	3.50
Gen Govt Bldgs Total	3.13	3.13	3.13	3.50	3.50	3.50

**6550 Motor Vehicles**

Utility Tractor (net of \$10,000 trade in)	-	-	-	47,226		
--	---	---	---	--------	--	--

**6580 Other Equipment**

	-	-	-			
--	---	---	---	--	--	--

**DESCRIPTION OF SERVICES:**

The General Government Buildings Department is responsible for cleaning city buildings and the repair and maintenance of all building systems, as well as two cemeteries.

**BUDGET HIGHLIGHTS**

- \$58,000 Replace 2005 Chev Silverado (6550)
- \$50,000 City Hall Repairs - Caulking, carpeting & countertops (6580)
- \$75,000 Repair Exterior City Hall - Retaining wall (6580)
- \$11,000 PD Front-end cubicles (6580)
- \$25,000 Security Improvements in City Hall (6580)

<b>GOALS OF CURRENT YEAR BUDGET:</b>
Clean and maintain our municipal buildings to the highest level possible
Continue to prepare and support voting precincts during elections
Respond to all maintenance requests in a timely manner

<b>Performance Measurements:</b>						
	<b>2019 Projected</b>	<b>2020 Projected</b>	<b>2021 Actual</b>	<b>2022 Projected</b>	<b>2023 Projected</b>	<b>2024 Projected</b>
Buildings Maintained	12	12	13	13	13	13
Rooms Prepared for Meetings Annually	1210	1210	1210	1210	1210	1250
Maintenance Request Cleared	40	40	45	45	45	50

Business Unit	Object Account	Description	2019 Actual	2020 Actual	2021 Actual	2022 Actual	2023 Adopted Budget	2024 Requested Budget
0195	6102	F.T. REGULAR-WAGES & SALARIES	3,928	3,819	4,997	4,682	6,230	6,417
0195	6121	PERA CONTRIBUTIONS	295	286	375	351	467	481
0195	6122	FICA/MEDICARE CONTRIBUTIONS	327	316	413	386	476	491
0195	6133	WORKERS COMP INSURANCE PREMIUM	20	21	19	22	57	50
0195	6322	POSTAGE	10,557	11,346	11,721	12,345	13,000	13,600
0195	6352	GENERAL NOTICE & PUBLIC INFOR	33,276	28,872	34,088	36,409	38,000	41,600
0195	6361	GENERAL LIABILITY/PROPERTY INS	484	463	519	424	850	428
<b>Total Expenditure</b>			<b>48,885</b>	<b>45,123</b>	<b>52,132</b>	<b>54,618</b>	<b>59,080</b>	<b>63,067</b>

**DESCRIPTION OF SERVICES:**  
 The community newsletter, The Ramsey Resident, is distributed to residential homes every two months. It is intended to provide public information about community events and local government.

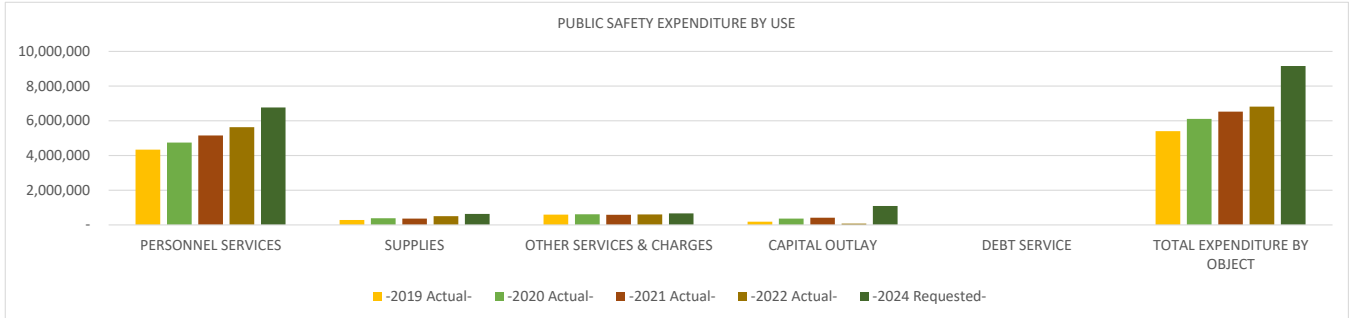
- BUDGET HIGHLIGHTS**
- Paper Cost increase for newsletter
  -

**GOALS OF CURRENT YEAR BUDGET:**  
 Implement refreshed Ramsey branding items into the newsletter

Performance Measurements:	2019 Actual	2020 Actual	2021 Actual	2022 Projected	2023 Projected	2024 Projected
Number of newsletters completed annually	6	6	6	6	6	6
Number of full color newsletters completed annually	6	6	6	6	6	6
Number of pages published annually	100	100	100	100	100	100
Annual quantity of paid ads	60	60	60	60	60	60

**PUBLIC SAFETY** 211-280

EXPENDITURE BY OBJECT SUMMARY	-2019 Actual-	-2020 Actual-	-2021 Actual-	-2022 Actual-	-2023 Adopted-	-2024 Requested-
PERSONNEL SERVICES	4,337,124	4,749,611	5,155,607	5,635,599	6,446,330	6,768,870
SUPPLIES	284,616	382,703	369,266	503,417	585,872	634,550
OTHER SERVICES & CHARGES	596,473	611,818	587,273	604,391	599,401	661,813
CAPITAL OUTLAY	187,166	367,037	414,474	77,929	534,626	1,090,445
DEBT SERVICE	-	-	-	-	-	-
<b>TOTAL EXPENDITURE BY OBJECT</b>	<b>5,405,379</b>	<b>6,111,169</b>	<b>6,526,621</b>	<b>6,821,335</b>	<b>8,166,229</b>	<b>9,155,678</b>



LINE ITEM DETAIL BY COST CENTER OR SUB-FUNCTION

PUBLIC SAFETY

211-280

EXPENDITURE BY OBJECT RECAP ALL SUB-FUNCTIONS	-2019 Actual-	-2020 Actual-	-2021 Actual-	-2022 Actual-	-2023 Adopted-	-2024 Requested-
<b>PERSONNEL SERVICES</b>						
<b>WAGES AND SALARIES</b>						
6102 F.T. REGULAR-WAGES & SALARIES	2,867,497	3,073,112	3,322,106	3,495,004	4,100,645	4,383,010
6103 FULL TIME-REGULAR-OVERTIME	100,480	107,397	124,171	135,588	101,000	120,000
6104 PART TIME-WAGES & SALARIES	342,346	419,339	452,711	601,722	642,300	566,354
6105 TEMPORARY-WAGES & SALARIES	-	7,697	2,964	270	-	-
6107 OVERTIME-PART TIME	-	-	-	-	-	-
<b>TOTAL WAGES AND SALARIES</b>	<b>3,310,324</b>	<b>3,607,545</b>	<b>3,901,953</b>	<b>4,232,583</b>	<b>4,843,945</b>	<b>5,069,364</b>
<b>OTHER GROSS EARNINGS</b>						
6108 SEVERANCE PAY	22,719	-	-	20,982	-	-
<b>TOTAL OTHER GROSS EARNINGS</b>	<b>22,719</b>	<b>-</b>	<b>-</b>	<b>20,982</b>	<b>-</b>	<b>-</b>
<b>EMPLOYER CONTRIBUTIONS</b>						
6121 PERA CONTRIBUTIONS	471,042	538,587	577,818	598,194	678,390	709,439
6122 FICA/MEDICARE CONTRIBUTIONS	92,679	100,100	109,484	115,980	138,589	148,760
6131 GROUP INSURANCE	315,534	353,522	404,748	421,109	491,187	531,937
6132 DISABILITY INSURANCE	1,313	1,313	1,313	1,313	1,313	1,313
6133 WORKERS COMP INSURANCE PREMIUM	123,514	148,543	160,291	245,437	292,906	308,057
<b>TOTAL EMPLOYER CONTRIBUTIONS</b>	<b>1,004,081</b>	<b>1,142,066</b>	<b>1,253,655</b>	<b>1,382,034</b>	<b>1,602,385</b>	<b>1,699,506</b>
<b>Total PERSONNEL SERVICES</b>	<b>4,337,124</b>	<b>4,749,611</b>	<b>5,155,607</b>	<b>5,635,599</b>	<b>6,446,330</b>	<b>6,768,870</b>
<b>SUPPLIES</b>						
<b>OFFICE SUPPLIES</b>						
6204 STATIONERY, ENVELOPES & FORMS	3,253	3,541	2,293	3,712	3,150	4,350
6206 FILM, MICROFILM, TAPES, DISKS	1,983	837	568	370	1,600	1,400
6207 TRAINING SUPPLIES	2,565	3,609	3,154	3,562	12,700	9,100
6208 MISCELLANEOUS OFFICE SUPPLIES	3,487	2,164	2,152	1,800	4,000	3,500
<b>TOTAL OFFICE SUPPLIES</b>	<b>11,288</b>	<b>10,151</b>	<b>8,167</b>	<b>9,444</b>	<b>21,450</b>	<b>18,350</b>
<b>OPERATING SUPPLIES</b>						
6223 GASOLINE	70,208	63,697	90,220	109,192	126,000	120,000
6225 DIESEL FUEL	3,783	4,315	5,959	7,163	8,400	9,000
6227 LUBRICANTS & ADDITIVES	951	934	1,312	1,624	1,200	1,500
6229 SHOP MATERIALS	962	906	3,149	1,538	1,000	1,500
6231 UNIFORMS & TURN-OUT GEAR	52,434	95,064	79,822	108,626	127,750	150,750
6233 BATTERIES	1,071	652	1,262	2,013	2,000	2,000
6235 AMMUNITION	9,386	15,970	1,700	13,725	12,000	15,000
6237 CRIME SCENE KIT MATERIALS	669	368	1,843	-	1,000	1,000
6239 FIRST AID SUPPLIES	2,560	12,345	5,922	5,444	10,500	11,000
6241 COMMUNITY POLICING SUPPLIES	7,750	10,310	9,190	9,967	10,000	12,500
6249 MISCELLANEOUS OPERATING SUPPLY	35,512	40,731	27,675	48,417	55,250	70,750
<b>TOTAL OPERATING SUPPLIES</b>	<b>185,286</b>	<b>245,292</b>	<b>228,054</b>	<b>307,710</b>	<b>355,100</b>	<b>395,000</b>
<b>REPAIR AND MAINTENANCE SUPPLIES</b>						
6251 BATTERIES	812	678	516	-	2,500	2,500
6253 BRAKES	2,342	3,421	3,466	3,238	3,500	3,700
6255 TIRES	7,271	7,458	10,708	6,616	9,000	9,500
6257 OTHER VEHICLE PARTS	9,690	19,967	17,590	18,440	29,000	23,000
6259 BUILDING MAINT/REPAIR SUPPLIES	7,844	357	16,040	43,518	36,022	45,000
6266 SCBA-PARTS	4,843	4,679	4,055	5,899	20,000	20,000
6271 SIGN REPAIR MATERIALS	121	382	-	1,148	2,000	3,000
6275 OTHER EQUIPMENT PARTS	6,158	662	3,074	2,933	7,500	5,500
<b>TOTAL REPAIR AND MAINTENANCE SUPPLIES</b>	<b>39,081</b>	<b>37,604</b>	<b>55,448</b>	<b>81,792</b>	<b>109,522</b>	<b>112,200</b>
<b>SMALL TOOLS AND MINOR EQUIPMENT</b>						
6281 SMALL TOOLS & MINOR EQUIPMENT	48,456	89,606	77,596	104,472	99,600	108,600
<b>TOTAL SMALL TOOLS AND MINOR EQUIPMENT</b>	<b>48,456</b>	<b>89,606</b>	<b>77,596</b>	<b>104,472</b>	<b>99,600</b>	<b>108,600</b>
<b>MERCHANDISE FOR RESALE</b>						
6291 CULVERTS, SIGNS, STREET SUPPLY	505	50	-	-	200	400
<b>TOTAL MERCHANDISE FOR RESALE</b>	<b>505</b>	<b>50</b>	<b>-</b>	<b>-</b>	<b>200</b>	<b>400</b>
<b>Total SUPPLIES</b>	<b>284,616</b>	<b>382,703</b>	<b>369,266</b>	<b>503,417</b>	<b>585,872</b>	<b>634,550</b>

<b>OTHER SERVICES &amp; CHARGES</b>							
<b>PROFESSIONAL SERVICES</b>							
6302	AUDITING & ACCOUNTING SERVICES	3,900	4,050	4,241	4,416	4,300	5,200
6315	MISCELLANEOUS PROFESSIONAL SER	212,959	225,996	170,096	150,362	112,400	112,700
<b>TOTAL PROFESSIONAL SERVICES</b>		<b>216,859</b>	<b>230,046</b>	<b>174,337</b>	<b>154,778</b>	<b>116,700</b>	<b>117,900</b>
<b>COMMUNICATION</b>							
6321	TELEPHONE	4,459	4,400	4,045	-	-	-
6322	POSTAGE	1,991	2,029	4,547	2,584	4,450	4,350
6323	CELLULAR PHONES	17,549	22,235	24,384	-	-	-
<b>TOTAL COMMUNICATION</b>		<b>24,000</b>	<b>28,664</b>	<b>32,975</b>	<b>2,584</b>	<b>4,450</b>	<b>4,350</b>
<b>EMPLOYEE REIMBURSEMENTS</b>							
6331	TRAVEL & LODGING	3,962	2,765	5,695	8,515	9,000	11,000
6334	MILEAGE REIMBURSEMENT	528	170	93	474	750	500
6335	TRAINING	60,763	56,199	72,214	81,528	83,800	94,500
<b>TOTAL EMPLOYEE REIMBURSEMENTS</b>		<b>65,253</b>	<b>59,135</b>	<b>78,002</b>	<b>90,517</b>	<b>93,550</b>	<b>106,000</b>
<b>INSURANCE</b>							
6361	GENERAL LIABILITY/PROPERTY INS	71,100	80,624	75,223	106,710	97,200	149,414
<b>TOTAL INSURANCE</b>		<b>71,100</b>	<b>80,624</b>	<b>75,223</b>	<b>106,710</b>	<b>97,200</b>	<b>149,414</b>
<b>UTILITIES</b>							
6371	ELECTRIC UTILITIES	32,858	32,059	31,983	31,828	36,200	35,520
6372	WATER/IRRIGATION	4,397	4,797	3,847	2,117	5,000	3,500
6373	GAS	7,072	5,034	8,552	11,838	9,000	12,000
6374	REFUSE/RECYCLING	1,250	1,363	1,431	1,571	1,600	1,700
<b>TOTAL UTILITIES</b>		<b>45,576</b>	<b>43,253</b>	<b>45,813</b>	<b>47,354</b>	<b>51,800</b>	<b>52,720</b>
<b>REPAIRS AND MAINTENANCE - LABOR</b>							
6382	MACHINERY & EQUIPMENT REPAIR	4,542	5,491	15,907	15,015	16,500	21,500
6383	OFFICE EQUIPMENT REPAIR	-	-	-	-	-	-
6386	BRAKE REPAIR	-	-	-	-	-	-
6388	OTHER VEHICLE REPAIR	70,917	55,013	53,322	68,786	58,000	65,000
6389	TOWING SERVICES	1,623	2,037	240	3,096	3,500	3,500
<b>TOTAL REPAIRS AND MAINTENANCE - LABOR</b>		<b>77,081</b>	<b>62,541</b>	<b>69,470</b>	<b>86,897</b>	<b>78,000</b>	<b>90,000</b>
<b>REPAIRS AND MAINTENANCE - CONTRACTS</b>							
6405	OFFICE & DATA PROCESSING EQUIP	41,614	50,694	49,637	43,253	80,526	51,429
<b>TOTAL REPAIRS AND MAINTENANCE - CONTRACTS</b>		<b>41,614</b>	<b>50,694</b>	<b>49,637</b>	<b>43,253</b>	<b>80,526</b>	<b>51,429</b>
<b>RENTALS</b>							
6413	OFFICE EQUIPMENT RENTAL	4,837	5,995	5,265	3,483	6,000	9,000
6415	OTHER EQUIPMENT RENTAL	31,014	33,601	37,295	38,215	37,125	39,150
<b>TOTAL RENTALS</b>		<b>35,851</b>	<b>39,596</b>	<b>42,560</b>	<b>41,698</b>	<b>43,125</b>	<b>48,150</b>
<b>DUES, SUBSCRIPTIONS, AND REGISTRATION FEES</b>							
6451	MEMBERSHIP DUES	5,546	6,067	4,887	7,039	8,250	8,550
6452	SUBSCRIPTIONS	688	41	627	-	-	-
<b>TOTAL DUES, SUBSCRIPTIONS, AND REGISTRATION FEES</b>		<b>6,234</b>	<b>6,108</b>	<b>5,514</b>	<b>7,039</b>	<b>8,250</b>	<b>8,550</b>
<b>BOOKS AND PAMPHLETS</b>							
6471	BOOKS & PAMPHLETS	626	2,331	1,132	2,384	3,800	3,800
<b>TOTAL BOOKS AND PAMPHLETS</b>		<b>626</b>	<b>2,331</b>	<b>1,132</b>	<b>2,384</b>	<b>3,800</b>	<b>3,800</b>
<b>CONTRACTED SERVICES</b>							
6489	OTHER CONTRACTED SERVICES	12,279	8,826	12,611	21,177	22,000	29,500
<b>TOTAL CONTRACTED SERVICES</b>		<b>12,279</b>	<b>8,826</b>	<b>12,611</b>	<b>21,177</b>	<b>22,000</b>	<b>29,500</b>
<b>Total OTHER SERVICES &amp; CHARGES</b>		<b>596,473</b>	<b>611,818</b>	<b>587,273</b>	<b>604,391</b>	<b>599,401</b>	<b>661,813</b>
<b>CAPITAL OUTLAY</b>							
<b>CAPITAL OUTLAY</b>							
6540	HEAVY MACHINERY	-	-	-	-	-	-
6550	MOTOR VEHICLES	111,789	351,094	414,474	-	479,626	839,629
6580	OTHER EQUIPMENT	75,378	15,943	-	77,929	55,000	250,816
<b>TOTAL CAPITAL OUTLAY</b>		<b>187,166</b>	<b>367,037</b>	<b>414,474</b>	<b>77,929</b>	<b>534,626</b>	<b>1,090,445</b>
<b>Total CAPITAL OUTLAY</b>		<b>187,166</b>	<b>367,037</b>	<b>414,474</b>	<b>77,929</b>	<b>534,626</b>	<b>1,090,445</b>
<b>DEBT SERVICE</b>							
<b>DEBT SERVICE</b>							
6603	OTHER L.T. OBLIGATION PRINCIPA	-	-	-	-	-	-
<b>TOTAL DEBT SERVICE</b>		<b>-</b>	<b>-</b>	<b>-</b>	<b>-</b>	<b>-</b>	<b>-</b>
<b>TOTAL DEBT SERVICE</b>		<b>-</b>	<b>-</b>	<b>-</b>	<b>-</b>	<b>-</b>	<b>-</b>
<b>TOTAL EXPENDITURES &amp; OTHER FINANCING</b>		<b>5,405,379</b>	<b>6,111,169</b>	<b>6,526,621</b>	<b>6,821,335</b>	<b>8,166,229</b>	<b>9,155,678</b>

Business Unit	Object Account	Description	2019 Actual	2020 Actual	2021 Actual	2022 Actual	2023 Adopted Budget	2024 Requested Budget
0211	6102	F.T. REGULAR-WAGES & SALARIES	2,382,526	2,566,863	2,778,260	2,865,943	3,277,345	3,510,054
0211	6103	FULL TIME-REGULAR-OVERTIME	100,248	95,476	117,561	131,945	101,000	120,000
0211	6104	PART TIME-WAGES & SALARIES	77,511	84,498	115,637	90,750	137,311	70,930
0211	6105	TEMPORARY-WAGES & SALARIES	-	-	-	-	-	-
0211	6108	SEVERANCE PAY	22,719	-	-	14,582	-	-
0211	6121	PERA CONTRIBUTIONS	408,862	466,528	499,077	511,012	568,131	592,566
0211	6122	FICA/MEDICARE CONTRIBUTIONS	53,390	55,299	62,071	66,062	78,141	85,712
0211	6131	GROUP INSURANCE	258,970	294,930	336,074	339,894	383,719	390,703
0211	6133	WORKERS COMP INSURANCE PREMIUM	94,302	111,190	129,942	191,818	229,078	242,258
0211	6204	STATIONERY, ENVELOPES & FORMS	2,567	2,654	1,602	3,134	1,900	3,100
0211	6206	FILM, MICROFILM, TAPES, DISKS	1,101	837	568	370	1,300	1,100
0211	6207	TRAINING SUPPLIES	2,565	3,609	3,154	3,562	12,700	9,100
0211	6208	MISCELLANEOUS OFFICE SUPPLIES	2,561	1,838	1,718	1,271	3,000	2,500
0211	6223	GASOLINE	55,400	50,539	72,247	85,351	101,000	91,000
0211	6227	LUBRICANTS & ADDITIVES	951	934	1,312	1,624	1,200	1,500
0211	6229	SHOP MATERIALS	962	906	3,149	1,538	1,000	1,500
0211	6231	UNIFORMS & TURN-OUT GEAR	30,905	65,867	40,663	48,896	72,000	85,000
0211	6233	BATTERIES	1,071	652	1,262	2,013	2,000	2,000
0211	6235	AMMUNITION	9,386	15,970	1,700	13,725	12,000	15,000
0211	6237	CRIME SCENE KIT MATERIALS	669	368	1,843	-	1,000	1,000
0211	6239	FIRST AID SUPPLIES	1,164	4,304	2,488	4,287	4,500	8,000
0211	6249	MISCELLANEOUS OPERATING SUPPLY	9,644	8,940	7,865	10,886	17,500	25,000
0211	6251	BATTERIES	812	678	516	-	1,500	1,500
0211	6253	BRAKES	2,342	3,421	3,466	3,238	3,500	3,700
0211	6255	TIRES	7,271	7,458	10,708	6,616	9,000	9,500
0211	6257	OTHER VEHICLE PARTS	6,795	8,724	13,015	13,425	15,000	15,000
0211	6259	BUILDING MAINT/REPAIR SUPPLIES	7,844	357	16,040	13,502	16,022	15,000
0211	6275	OTHER EQUIPMENT PARTS	1,268	443	1,770	220	2,500	2,500
0211	6281	SMALL TOOLS & MINOR EQUIPMENT	31,268	42,701	56,920	76,843	64,000	72,500
0211	6315	MISCELLANEOUS PROFESSIONAL SER	4,730	8,190	6,198	11,892	10,000	10,300
0211	6321	TELEPHONE	2,124	2,203	2,072	-	-	-
0211	6322	POSTAGE	1,259	1,331	3,141	1,182	2,600	2,600
0211	6323	CELLULAR PHONES	10,072	13,184	15,313	-	-	-
0211	6331	TRAVEL & LODGING	3,549	2,492	5,421	5,159	6,000	8,000
0211	6334	MILEAGE REIMBURSEMENT	-	-	-	-	250	-
0211	6335	TRAINING	26,762	21,693	32,990	28,335	35,000	40,000
0211	6361	GENERAL LIABILITY/PROPERTY INS	49,548	56,773	52,507	86,707	64,000	115,000
0211	6382	MACHINERY & EQUIPMENT REPAIR	235	410	1,244	509	500	500
0211	6383	OFFICE EQUIPMENT REPAIR	-	-	-	-	-	-
0211	6386	BRAKE REPAIR	-	-	-	-	-	-
0211	6388	OTHER VEHICLE REPAIR	5,643	10,152	16,616	10,675	13,000	15,000
0211	6389	TOWING SERVICES	1,623	2,037	240	3,096	3,500	3,500
0211	6405	OFFICE & DATA PROCESSING EQUIP	2,445	10,419	7,856	9,179	12,000	12,000
0211	6413	OFFICE EQUIPMENT RENTAL	4,837	5,995	5,265	3,483	6,000	9,000
0211	6415	OTHER EQUIPMENT RENTAL	31,014	33,601	37,295	38,215	37,000	39,000
0211	6451	MEMBERSHIP DUES	3,018	3,473	2,757	3,246	3,800	4,100
0211	6489	OTHER CONTRACTED SERVICES	5,410	3,195	8,942	12,625	10,000	15,000
0211	6550	MOTOR VEHICLES	67,155	35,841	69,000	-	184,626	194,629
0211	6580	OTHER EQUIPMENT	-	15,943	-	9,453	-	215,816
<b>Total Expenditure</b>			<b>3,794,498</b>	<b>4,122,916</b>	<b>4,547,484</b>	<b>4,726,260</b>	<b>5,505,623</b>	<b>6,062,168</b>

<b>PERSONNEL COMPLEMENT</b>						
Police Chief	1.00	1.00	1.00	1.00	1.00	1.00
Captain	2.00	2.00	2.00	2.00	2.00	2.00
Sergeant	4.00	4.00	4.00	4.00	4.00	4.00
Drug Task Force Officer	1.00	1.00	1.00	1.00	1.00	1.00
Patrol Officer	19.00	19.00	21.00	21.00	22.00	22.00
Community Service Officer	1.26	1.26	1.26	1.26	2.00	3.07
Police Office Supervisor	1.00	1.00	1.00	1.00	1.00	1.00
Clerical/Support Personnel	2.50	2.63	3.26	3.64	3.64	3.64
<b>Public Safety Total</b>	<b>31.76</b>	<b>31.89</b>	<b>34.52</b>	<b>34.90</b>	<b>36.64</b>	<b>37.71</b>

<b>6550 Motor Vehicles</b>						
Ford Interceptor	-	35,841	-	-	-	-
Ford Utility Hybrid	-	-	-	-	-	47,829
Dodge Ram 1500 4X4	-	-	-	-	-	50,000
Dodge Durango	-	-	-	-	-	48,000
Malibu	-	-	28,479	-	-	-
Taurus	29,592	-	-	-	-	-
2 Ford Explorers	-	-	40,521	-	-	-
Ford F150	-	-	-	-	38,521	-
2 Chargers	-	-	-	-	64,000	-
Ford Interceptor	-	35,841	-	-	41,230	-
Tahoe	-	-	-	-	40,875	48,800
	29,592	35,841	69,000	-	184,626	194,629

<b>6580 Other Equipment</b>						
Panasonic Squad Car Cameras	-	-	-	-	-	215,816
ATV-2020 Tire Balancer-2022	-	15,943	-	9,453	-	-
	-	15,943	-	9,453	-	215,816

**DESCRIPTION OF SERVICES:**

The Police Department is responsible for the protection of life and property and a sense of community security and responds to all emergencies in the city. The Police Department will deter criminal activity by visible patrols; the enforcement of traffic laws; and the apprehension of criminal offenders. The department investigates criminal incidents and apprehends offenders through the gathering, analysis, preservation and presentation of evidence. The Police department provides other community services such as nuisance code enforcement, animal control, crime prevention, and school liaison.

- BUDGET HIGHLIGHTS**
- COLA & Steps
  - \$82,612 2-Additional CSO's approved by CC on 6-13-23 (6104)
  - \$59,143 Holiday Buy Back increasing from 54 hours to 104 hours (22 Officers) (6102-6133)
  - \$10,000 - Garage Floor resurface (6259)
  - 4 Squad Replacements - \$194,629 Additional Squad Car to the fleet (6550)
  - \$215,816 - Squad Axon Squad Car VideoCameras. Approved by cc 12-13-22 (6580)
  -

**GOALS OF CURRENT YEAR BUDGET:**

Reduce criminal activity in the community  
Adequately staff public safety based on changing demographics and needs  
Leverage technology to create operational efficiencies  
Enhance traffic safety in the community

<b>Performance Measurements:</b>						
Police Department Activity	2019 Actual	2020 Actual	2021 Actual	2022 Actual	2023 Projected	2024 Projected
Dispatched Calls for Service	13484	14918	16258	15609	16700	16700
Motor Vehicle Accidents	423	335	443	465	450	450
Citations and Warnings	1278	1207	1340	1042	1300	1300
Criminal	1217	1020	988	869	1000	1000
Non-Criminal	8531	8834	8500	9000	9000	9000
<b>State CPM Performance Measurement Results</b>	<b>2019</b>	<b>2020</b>	<b>2021</b>	<b>2022</b>	<b>2023</b>	<b>2024</b>
Part 1 and Part 2 Crime Rates (per 1000)	11.59/21.24	8.76/15.74	11.22/23.74	>15/>25	>15/>25	>15/>25
Part 1 and Part 2 Crime Clearance Rates (per 1000)	43%	32%	2020 last yr avail	>15/>25	>15/>25	>15/>25
Average police response time - highest priority calls	5:42	5:44	5:54	6:08	under 7 min	under 7 min

Business Unit	Object Account	Description	2019 Actual	2020 Actual	2021 Actual	2022 Actual	2023 Adopted Budget	2024 Requested Budget
0220	6102	F.T. REGULAR-WAGES & SALARIES	260,037	292,458	305,378	352,050	437,888	465,204
0220	6103	FULL TIME-REGULAR-OVERTIME	232	9,814	6,610	3,373		
0220	6104	PART TIME-WAGES & SALARIES	264,836	321,487	283,535	459,516	443,925	432,659
0220	6105	TEMPORARY-WAGES & SALARIES						
0220	6108	SEVERANCE PAY				6,400		
0220	6121	PERA CONTRIBUTIONS	45,362	55,059	56,867	62,760	76,772	81,584
0220	6122	FICA/MEDICARE CONTRIBUTIONS	21,479	26,860	25,281	25,178	26,292	27,054
0220	6131	GROUP INSURANCE	35,216	36,495	39,920	45,603	54,178	66,632
0220	6132	DISABILITY INSURANCE	1,313	1,313	1,313	1,313	1,313	1,313
0220	6133	WORKERS COMP INSURANCE PREMIUM	26,414	34,093	27,527	49,688	55,066	60,385
0220	6206	FILM, MICROFILM, TAPES, DISKS	-					
0220	6208	MISCELLANEOUS OFFICE SUPPLIES	602	242	393	316	500	500
0220	6223	GASOLINE	12,643	11,675	15,187	21,492	21,000	25,000
0220	6225	DIESEL FUEL	3,783	4,315	5,959	7,163	8,400	9,000
0220	6231	UNIFORMS & TURN-OUT GEAR	21,515	29,057	38,926	57,894	55,000	65,000
0220	6233	BATTERIES			-			
0220	6239	FIRST AID SUPPLIES	1,396	8,041	3,434	1,157	6,000	3,000
0220	6249	MISCELLANEOUS OPERATING SUPPLY	14,880	17,523	12,117	16,920	21,000	21,000
0220	6255	TIRES	-					
0220	6257	OTHER VEHICLE PARTS	2,895	11,243	4,575	5,016	14,000	8,000
0220	6259	BUILDING MAINT/REPAIR SUPPLIES				30,016	20,000	30,000
0220	6266	SCBA-PARTS	4,843	4,679	4,055	5,899	20,000	20,000
0220	6275	OTHER EQUIPMENT PARTS	-					
0220	6281	SMALL TOOLS & MINOR EQUIPMENT	16,725	46,706	20,676	26,684	35,000	35,000
0220	6302	AUDITING & ACCOUNTING SERVICES	3,900	4,050	4,241	4,416	4,300	5,200
0220	6315	MISCELLANEOUS PROFESSIONAL SER	-					
0220	6321	TELEPHONE	2,000	1,849	1,624	-		
0220	6322	POSTAGE	146	111	70	4	300	200
0220	6323	CELLULAR PHONES	6,906	6,960	6,448	-		
0220	6335	TRAINING	27,851	32,432	36,629	47,504	40,000	45,000
0220	6361	GENERAL LIABILITY/PROPERTY INS	14,493	17,229	16,241	14,421	23,000	26,000
0220	6371	ELECTRIC UTILITIES	17,327	17,774	17,688	17,091	20,000	18,000
0220	6372	WATER/IRRIGATION	4,397	4,797	3,847	2,117	5,000	3,500
0220	6373	GAS	7,072	5,034	8,552	11,838	9,000	12,000
0220	6374	REFUSE/RECYCLING	1,250	1,363	1,431	1,571	1,600	1,700
0220	6388	OTHER VEHICLE REPAIR	65,273	44,861	36,706	58,111	45,000	50,000
0220	6405	OFFICE & DATA PROCESSING EQUIP	14,685	15,792	17,298	18,183	18,526	29,429
0220	6451	MEMBERSHIP DUES	1,236	2,003	1,214	2,029	2,200	2,200
0220	6452	SUBSCRIPTIONS	688	41	627			
0220	6471	BOOKS & PAMPHLETS	275	518	280	1,052	1,500	1,500
0220	6489	OTHER CONTRACTED SERVICES	2,444	3,508	2,045	2,266	5,000	3,000
0220	6550	MOTOR VEHICLES	44,634	315,253	345,474		265,000	645,000
0220	6580	OTHER EQUIPMENT	75,378			68,475	25,000	-
<b>Total Expenditure</b>			<b>1,024,125</b>	<b>1,384,635</b>	<b>1,352,166</b>	<b>1,427,516</b>	<b>1,761,760</b>	<b>2,194,060</b>

**PERSONNEL COMPLEMENT**

Fire Chief	1.00	1.00	1.00	1.00	1.00	1.00
Fire Secretary	0.70	0.70	0.70	0.70	-	-
Fire Captain of Administration	-	-	-	1.00	1.00	1.00
Fire Inspector	1.00	1.00	1.00	1.00	1.00	1.00
Fire Marshall	1.00	1.00	1.00	1.00	1.00	1.00
Firefighters	7.58	7.58	7.58	7.58	7.58	7.58
<b>Fire Total</b>	<b>11.28</b>	<b>11.28</b>	<b>11.28</b>	<b>12.28</b>	<b>11.58</b>	<b>11.58</b>

**6550 Motor Vehicles**

1st half funding Replace 1999 Fire Engine #556		270,626	-			
2nd half funding Replace 1999 Fire Engine #556		-	345,474			
Replace Tanker #II Veh #501						600,000
Replace Fire Admin Cap Veh #333						45,000
Replace Rescue #21					265,000	
Replace Fire Prevention Veh #386		44,627	-			
Replace Grass Truck #21	44,634	-	-			
	<b>44,634</b>	<b>315,253</b>	<b>345,474</b>	<b>-</b>	<b>265,000</b>	<b>645,000</b>

**6580 Other Equipment**

SCBA Compressor	-	-	-		25,000	
SCBA's - 28	-	-	-			
Thermal Imaging Camera	23,897					
Bullex Attack Training Prop	16,515					
Fire Training Room Table & Chairs				21,039		
Epoxy Flooring Fire 1 (Capital Maintenance Funded)				-		
Appratus Bay Painting Fire 1 (Capital Maintenance Funded)				-		
Extrication Tools	34,966			47,436		
Refurbish Tanker II	-	-	-	-		
	<b>75,378</b>	<b>-</b>	<b>-</b>	<b>68,475</b>	<b>25,000</b>	

**BUDGET HIGHLIGHTS**

- COLA & Steps
- Increase in shared cost of new County Records Management System (6405)
- Replacement of original carpet and worn countertops (year 2000) - \$10,000 (6259)
- Replace Tanker II - \$600,000 (6550)
- Replace Fire Captain of Admin Veh - \$45,000 (6550)
- Replacement of expired structural fire turn out gear - \$10,000 (6231)

Revise and update department policies/procedures and Standard Operating Guidelines  
 Establish and maintain outreach programs that enhance fire safety within community  
 Ensure adequate staff numbers to meet increased demand of calls for service

**Performance Measurements:**

	2019 Actual	2020 Actual	2021 Actual	2022 Actual	2023 Projected	2024 Projected
Number of Calls for Service	975	1133	1301	1381	1450	1500
Mutual Aid	41	47	35	66	50	50
Given	19	29	20	44	30	30
Received	22	18	15	22	20	20
Number of firefighters	52	53	42	47	50	52
Prevention:						
# of Public Education contacts	57	28	38	45	70	80
# of commercial property inspections	282	177	304	320	365	400
# of permits issued	96	83	70	106	150	175

<i>State CPM Performance Measurement Results</i>	<b>2019</b>	<b>2020</b>	<b>2021</b>	<b>2022</b>	<b>2023 Estimated</b>	<b>2024 Estimated</b>
Insurance industry rating of fire services	4/7	4/7	4/7	4/7	4/7	4/7
Fire calls per 1,000 population	15.3	15.6	14	13	13	13
Average response times	8:41	6:19	6:20	6:15	6:15	6:15
EMS calls per 1,000 population	20.8	26.3	33	36	38	40

Business Unit	Object Account	Description	2019 Actual	2020 Actual	2021 Actual	2022		2023 Adopted Budget	2024 Requested Budget
						Actual	Actual		
0240	6102	F.T. REGULAR-WAGES & SALARIES	199,091	184,625	209,127	253,395		331,776	349,404
0240	6103	FULL TIME-REGULAR-OVERTIME	-	2,045					
0240	6104	PART TIME-WAGES & SALARIES	-	13,354	53,539	51,455		61,064	62,765
0240	6105	TEMPORARY-WAGES & SALARIES	-	7,697	2,964				
0240	6108	SEVERANCE PAY	16,493			961			
0240	6121	PERA CONTRIBUTIONS	14,888	14,847	19,644	22,626		29,464	30,913
0240	6122	FICA/MEDICARE CONTRIBUTIONS	15,876	15,747	19,869	22,794		30,053	31,530
0240	6131	GROUP INSURANCE	21,348	22,097	28,754	35,612		53,290	74,602
0240	6133	WORKERS COMP INSURANCE PREMIUM	1,160	1,232	1,124	1,911		3,618	2,797
0240	6204	STATIONERY, ENVELOPES & FORMS	393	654	330	552		750	750
0240	6208	MISCELLANEOUS OFFICE SUPPLIES	323	84	41	213		500	500
0240	6223	GASOLINE	2,165	1,482	2,787	2,349		4,000	4,000
0240	6231	UNIFORMS & TURN-OUT GEAR	14	140	234	1,836		750	750
0240	6249	MISCELLANEOUS OPERATING SUPPLY	2,404	1,723	176	630		2,000	2,000
0240	6315	MISCELLANEOUS PROFESSIONAL SER	208,230	217,807	163,898	138,470		102,400	102,400
0240	6321	TELEPHONE	335	348	349	-			
0240	6322	POSTAGE	585	586	1,334	1,399		1,500	1,500
0240	6323	CELLULAR PHONES	570	1,073	1,505	-			
0240	6331	TRAVEL AND LODGING		135	274	2,710		1,500	1,500
0240	6334	MILEAGE REIMBURSEMENT	528	170	93	474		500	500
0240	6335	TRAINING	5,496	2,075	940	5,509		7,500	7,500
0240	6361	GENERAL LIABILITY/PROPERTY INS	6,237	5,787	5,668	4,809		8,000	6,000
0240	6405	OFFICE & DATA PROCESSING EQUIP	24,484	24,484	24,484	15,891		50,000	10,000
0240	6451	MEMBERSHIP DUES	360	165	470	245		750	750
0240	6471	BOOKS & PAMPHLETS	100	1,228	595	997		2,000	2,000
0240	6550	MOTOR VEHICLES	79,752					30,000	
<b>Total Expenditure</b>			<b>600,831</b>	<b>519,585</b>	<b>538,198</b>	<b>564,838</b>		<b>721,415</b>	<b>692,161</b>

**PERSONNEL COMPLEMENT**

Building Official	1.00	1.00	1.00	1.00	1.00	1.00
Building Inspector	-	-	1.00	2.00	2.00	2.00
Permit Technicians	1.81	1.81	1.81	1.81	1.85	1.85
Inspectors	0.25	0.25	0.25	0.25	-	-
<b>Building Inspection Total</b>	<b>3.06</b>	<b>3.06</b>	<b>4.06</b>	<b>5.06</b>	<b>4.85</b>	<b>4.85</b>

**6550 Motor Vehicles**

Replace Veh #401	26,584	-	-			
Replace Veh #405	26,584	-	-			
New Vehicle for building inspector					30,000	
Replace Veh #406	26,584	-	-			
<b>Total</b>	<b>79,752</b>	<b>-</b>	<b>-</b>	<b>-</b>	<b>30,000</b>	<b>-</b>

**DESCRIPTION OF SERVICES:**

The mission of the Community Development Department is to guide residential and commercial growth through comprehensive planning processes and administer the city's building and zoning codes in a equitable and professional manner to promote and sustain public safety, quality of life, and the health and well being of the whole community.

The purpose of the Building Division is to help ensure all your construction projects meet the requirements of both the Minnesota State Building Code and the City Zoning regulations.

**BUDGET HIGHLIGHTS**

- COLA & Steps

**GOALS OF CURRENT YEAR BUDGET:**

Complete standard residential plan review within 10 business days.  
Complete standard commercial plan review within 30 business days.  
Allow for inspection availability within 48 hours.

<b>Performance Measurements:</b>						
	<b>2019 Actual</b>	<b>2020 Actual</b>	<b>2021 Actual</b>	<b>2022 YTD</b>	<b>2023 Projected</b>	<b>2024 Projected</b>
New Residential Units	135	176	183	125	190	190
Total Permits	3,339	3,630	3,458	2,932	3,700	3,700
Number of Inspections	9,764	12,765	12,449-Est.	7,356	13,500	13,500

Business Unit	Object Account	Description	2019 Actual	2020 Actual	2021 Actual	2022 Actual	2023 Adopted Budget	2024 Requested Budget
0250	6251	BATTERIES	-	-	-	-	1,000	1,000
0250	6275	OTHER EQUIPMENT PARTS	4,891	219	1,303	2,713	5,000	3,000
0250	6361	GENERAL LIABILITY/PROPERTY INS	150	23	23	75	150	1,780
0250	6371	ELECTRIC UTILITIES	1,020	1,020	1,020	1,020	1,200	1,020
0250	6382	MACHINERY & EQUIPMENT REPAIR	9,104	1,025	940	5,829	6,000	6,000
0250	6580	OTHER CAPITAL EQUIPMENT	-	-	-	-	30,000	35,000
<b>Total Expenditure</b>			<b>15,164</b>	<b>2,288</b>	<b>3,287</b>	<b>9,637</b>	<b>43,350</b>	<b>47,800</b>

**DESCRIPTION OF SERVICES:**  
 The Civil Defence budget funds expenditures related to the city-wide emergency siren notification system.

**BUDGET HIGHLIGHTS**  
 · Replace 2 Civil Defense Sirens - \$35,000 (6580)

**GOALS OF CURRENT YEAR BUDGET:**  
 Maintain infrastructure of siren warning system

Performance Measurements:						
	2019 Actual	2020 Actual	2021 Actual	2022 Actual	2023 Projected	2024 Projected
Number of Sirens	17	17	17	17	17	17

Business Unit	Object Account	Description	2019 Actual	2020 Actual	2021 Actual	2022 Actual	2023 Adopted Budget	2024 Requested Budget
0260	6102	F.T. REGULAR-WAGES & SALARIES	25,844	29,166	29,341	23,616	53,636	58,348
0260	6103	FULL TIME-REGULAR-OVERTIME	-	62		270		
0260	6105	TEMPORARY-WAGES & SALARIES	-			270		
0260	6121	PERA CONTRIBUTIONS	1,930	2,154	2,231	1,797	4,023	4,376
0260	6122	FICA/MEDICARE CONTRIBUTIONS	1,934	2,195	2,264	1,946	4,103	4,464
0260	6133	WORKERS COMP INSURANCE PREMIUM	1,639	2,027	1,699	2,020	5,144	2,617
0260	6249	MISCELLANEOUS OPERATING SUPPLY	8,448	11,868	7,108	19,641	14,000	22,000
0260	6271	SIGN REPAIR MATERIALS	121	382	-	1,148	2,000	3,000
0260	6361	GENERAL LIABILITY/PROPERTY INS	572	680	697	599	1,800	484
0260	6371	ELECTRIC UTILITIES	14,511	13,265	13,275	13,717	15,000	16,500
0260	6382	MACHINERY & EQUIPMENT REPAIR	4,307	5,081	13,723	8,677	10,000	15,000
0260	6489	CONTRACTED SERVICES	600	1,807	1,291	6,172	2,000	6,500
0260	6580	OTHER EQUIPMENT	-					
<b>Total Expenditure</b>			<b>59,904</b>	<b>68,686</b>	<b>71,628</b>	<b>79,873</b>	<b>111,706</b>	<b>133,289</b>

**DESCRIPTION OF SERVICES:**  
 The Traffic Engineering budget funds the installation and maintenance of traffic signage on, above, and/or near city streets.

**BUDGET HIGHLIGHTS**

- No major changes. Staff time redistributed between streets, traffic engr & snow plowing

**GOALS OF CURRENT YEAR BUDGET:**

- Continue to meet FHWA guidelines for traffic signage
- Replace damaged or defective signs within 48 hours
- Bring signage up to current standards on all reconstruct and overlay projects
- Continue to support Engineering and Community Development departments with traffic issues

Performance Measurements:						
	2019 Actual	2020 Projected	2021 Projected	2022 Projected	2023 Projected	2024 Projected
Total Hours	539	610				2080
Number of Traffic Signs in System	2390	2390				
Number of Traffic Counts Performed	15	15				

Business Unit	Object Account	Description	2019 Actual	2020 Actual	2021 Actual	2022 Actual	2023 Adopted Budget	2024 Requested Budget
0270	6249	MISCELLANEOUS OPERATING SUPPLY	136	678	411	340	750	750
0270	6281	SMALL TOOLS & MINOR EQUIPMENT	375			945	500	1,000
0270	6489	OTHER CONTRACTED SERVICES	3,825	315	332	114	5,000	5,000
<b>Total Expenditure</b>			<b>4,336</b>	<b>993</b>	<b>743</b>	<b>1,399</b>	<b>6,250</b>	<b>6,750</b>

**DESCRIPTION OF SERVICES:**  
 This fund covers expenditures related to animal control. Ramsey PD provides animal containment services and incurs expenses for boarding animals at Anoka PD.

**BUDGET HIGHLIGHTS**

- No major changes

**GOALS OF CURRENT YEAR BUDGET:**  
 Provide animal containment services to residents

<b>Performance Measurements:</b>						
	2019 Actual	2020 Actual	2021 Projected	2022 Actual	2023 Projected	2024 Projected
Animal Complaints	375	539	390	270	390	390
Number of Animals Impounded	33	53	45	20	45	45
Number of Animals Released to Owners	26	47	45	15	45	45
Number of Euthanizations	0	0	0	0	0	0

Business Unit	Object Account	Description	2019 Actual	2020 Actual	2021 Actual	2022 Actual	2023 Adopted Budget	2024 Requested Budget
0280	6204	STATIONERY, ENVELOPES & FORMS	293	233	361	27	500	500
0280	6206	FILM, MICROFILM, TAPES, DISKS	883	-	-	-	300	300
0280	6241	COMMUNITY POLICING SUPPLIES	7,750	10,310	9,190	9,967	10,000	12,500
0280	6281	SMALL TOOLS & MINOR EQUIPMENT	88	199	-	-	100	100
0280	6291	CULVERTS, SIGNS, STREET SUPPLY	505	50	-	-	200	400
0280	6322	POSTAGE	-	-	1	-	50	50
0280	6323	CELLULAR PHONES	1,018	1,018	1,118	-	-	-
0280	6331	TRAVEL & LODGING	413	138	-	646	1,500	1,500
0280	6335	TRAINING	655	-	1,655	180	1,300	2,000
0280	6361	GENERAL LIABILITY/PROPERTY INS	101	131	88	99	250	150
0280	6415	OTHER EQUIPMENT RENTAL	-	-	-	-	125	150
0280	6451	MEMBERSHIP DUES	933	427	446	1,520	1,500	1,500
0280	6471	BOOKS & PAMPHLETS	251	585	257	335	300	300
<b>Total Expenditure</b>			<b>12,888</b>	<b>13,092</b>	<b>13,115</b>	<b>12,774</b>	<b>16,125</b>	<b>19,450</b>

**DESCRIPTION OF SERVICES:**  
 The Community Orientating Policing funds expenditures related to community programs such as: Kids Safety Camp, Car Seat Inspections, Night to Unite, Pet Clinics, Bike Helmet Fitting and Sale, Police Explorers, and Drug Take Back Program

**BUDGET HIGHLIGHTS**

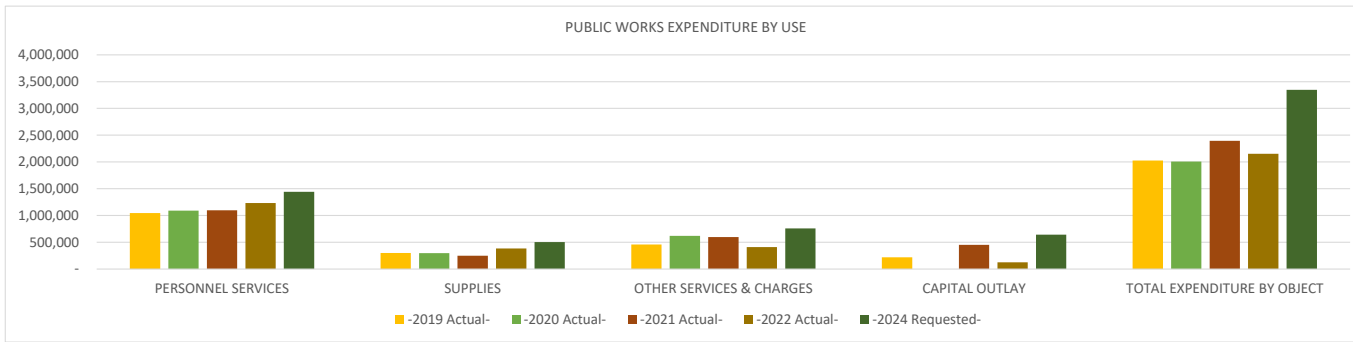
- No Major Changes

**GOALS OF CURRENT YEAR BUDGET:**  
 Increase participation in community based programs

Performance Measurements:	2019 Actual	2020 Actual	2021 Actual	2022 Projected	2023 Projected	2024 Projected
# of participants attending Kids Safety Camp	144	0	0	145	145	145
# of car seat inspections	29	9	15	30	30	30
Night to Unite - # of Parties	48	26	50	48	48	48
# of participants at Kids Summer Safety Series			139	150	150	150

**PUBLIC WORKS** 301-312

EXPENDITURE BY OBJECT SUMMARY	-2019 Actual-	-2020 Actual-	-2021 Actual-	-2022 Actual-	-2023 Adopted-	-2024 Requested-
PERSONNEL SERVICES	1,047,527	1,091,120	1,096,459	1,232,690	1,332,390	1,443,636
SUPPLIES	301,182	297,565	247,499	383,218	335,000	502,490
OTHER SERVICES & CHARGES	460,263	620,510	598,537	410,981	751,524	758,779
CAPITAL OUTLAY	219,480	-	450,964	127,057	480,457	642,318
<b>TOTAL EXPENDITURE BY OBJECT</b>	<b>2,028,451</b>	<b>2,009,196</b>	<b>2,393,459</b>	<b>2,153,946</b>	<b>2,899,371</b>	<b>3,347,223</b>



LINE ITEM DETAIL BY COST CENTER OR SUB-FUNCTION

PUBLIC WORKS

301-312

EXPENDITURE BY OBJECT RECAP ALL SUB-FUNCTIONS		-2019 Actual-	-2020 Actual-	-2021 Actual-	-2022 Actual-	-2023 Adopted-	-2024 Requested-
<b>PERSONNEL SERVICES</b>							
<b>WAGES AND SALARIES</b>							
6102	F.T. REGULAR-WAGES & SALARIES	697,857	742,654	735,374	797,269	883,813	993,894
6103	FULL TIME-REGULAR-OVERTIME	38,755	36,306	38,417	42,299	32,000	32,000
6105	TEMPORARY-WAGES & SALARIES	28,718	23,232	24,632	30,256	61,255	34,208
6106	OVERTIME-TEMPORARY	926	259	878	636	-	-
<b>TOTAL WAGES AND SALARIES</b>		<b>766,256</b>	<b>802,452</b>	<b>799,301</b>	<b>870,461</b>	<b>977,068</b>	<b>1,060,102</b>
<b>OTHER GROSS EARNINGS</b>							
6108	SEVERANCE PAY	8,173	-	4,555	65,629	-	-
<b>TOTAL OTHER GROSS EARNINGS</b>		<b>8,173</b>	<b>-</b>	<b>4,555</b>	<b>65,629</b>	<b>-</b>	<b>-</b>
<b>EMPLOYER CONTRIBUTIONS</b>							
6121	PERA CONTRIBUTIONS	53,931	52,794	57,508	62,881	71,183	76,942
6122	FICA/MEDICARE CONTRIBUTIONS	58,394	57,007	58,852	64,665	76,690	82,937
6131	GROUP INSURANCE	120,893	135,034	140,084	124,889	152,531	167,707
6133	WORKERS COMP INSURANCE PREMIUM	39,881	43,834	36,159	44,165	54,918	55,948
<b>TOTAL EMPLOYER CONTRIBUTIONS</b>		<b>273,098</b>	<b>288,669</b>	<b>292,604</b>	<b>296,601</b>	<b>355,322</b>	<b>383,534</b>
<b>Total PERSONNEL SERVICES</b>		<b>1,047,527</b>	<b>1,091,120</b>	<b>1,096,459</b>	<b>1,232,690</b>	<b>1,332,390</b>	<b>1,443,636</b>
<b>SUPPLIES</b>							
<b>OFFICE SUPPLIES</b>							
6205	DRAFTING SUPPLIES	-	-	-	-	-	-
6208	MISCELLANEOUS OFFICE SUPPLIES	3,377	1,010	1,096	2,006	1,100	1,550
<b>TOTAL OFFICE SUPPLIES</b>		<b>3,377</b>	<b>1,010</b>	<b>1,096</b>	<b>2,006</b>	<b>1,100</b>	<b>1,550</b>
<b>OPERATING SUPPLIES</b>							
6221	CLEANING SUPPLIES	-	-	-	-	-	-
6223	GASOLINE	13,344	17,893	17,420	21,314	30,500	39,800
6225	DIESEL FUEL	48,516	34,544	32,384	54,169	50,000	61,000
6227	LUBRICANTS & ADDITIVES	5,296	3,553	6,269	6,106	5,000	7,500
6229	SHOP MATERIALS	922	2,720	1,692	3,825	2,800	4,000
6231	UNIFORMS & TURN-OUT GEAR	5,176	3,825	6,315	7,231	5,500	8,150
6249	MISCELLANEOUS OPERATING SUPPLY	9,669	9,794	7,331	10,983	9,500	12,250
<b>TOTAL OPERATING SUPPLIES</b>		<b>82,923</b>	<b>72,328</b>	<b>71,411</b>	<b>103,627</b>	<b>103,300</b>	<b>132,700</b>
<b>REPAIR AND MAINTENANCE SUPPLIES</b>							
6257	OTHER VEHICLE PARTS	66,918	85,883	52,237	83,858	71,200	84,800
6259	BUILDING MAINT/REPAIR SUPPLIES	2,382	1,677	563	2,622	2,500	2,700
6261	SAND & GRAVEL	4,726	2,907	-	2,300	4,400	5,300
6263	SALT	97,334	92,362	68,800	129,704	77,000	192,240
6265	ASPHALT	14,235	22,316	32,491	32,311	32,500	33,000
6267	OTHER STREET MAINTENANCE SUPPL	7,353	4,798	5,303	10,675	13,100	16,500
6269	LANDSCAPE MATERIALS	5,675	1,520	1,174	952	7,500	7,500
6275	OTHER EQUIPMENT PARTS	-	-	-	-	-	-
<b>TOTAL REPAIR AND MAINTENANCE SUPPLIES</b>		<b>198,622</b>	<b>211,463</b>	<b>160,568</b>	<b>262,422</b>	<b>208,200</b>	<b>342,040</b>
<b>SMALL TOOLS AND MINOR EQUIPMENT</b>							
6281	SMALL TOOLS & MINOR EQUIPMENT	16,261	12,764	14,424	15,163	22,400	26,200
<b>TOTAL SMALL TOOLS AND MINOR EQUIPMENT</b>		<b>16,261</b>	<b>12,764</b>	<b>14,424</b>	<b>15,163</b>	<b>22,400</b>	<b>26,200</b>
<b>Total SUPPLIES</b>		<b>301,182</b>	<b>297,565</b>	<b>247,499</b>	<b>383,218</b>	<b>335,000</b>	<b>502,490</b>

<b>OTHER SERVICES &amp; CHARGES</b>							
<b>PROFESSIONAL SERVICES</b>							
6315	MISCELLANEOUS PROFESSIONAL SER	28,986	21,794	28,146	29,897	26,000	32,500
<b>TOTAL PROFESSIONAL SERVICES</b>		<b>28,986</b>	<b>21,794</b>	<b>28,146</b>	<b>29,897</b>	<b>26,000</b>	<b>32,500</b>
<b>COMMUNICATION</b>							
6321	TELEPHONE	2,337	2,394	2,211	-	-	-
6322	POSTAGE	2,328	531	40	143	1,404	2,200
6323	CELLULAR PHONES	6,427	5,653	5,816	-	-	-
<b>TOTAL COMMUNICATION</b>		<b>11,092</b>	<b>8,578</b>	<b>8,067</b>	<b>143</b>	<b>1,404</b>	<b>2,200</b>
<b>EMPLOYEE REIMBURSEMENTS</b>							
6331	TRAVEL & LODGING	72	92	-	-	150	-
6335	TRAINING	7,726	4,821	6,623	6,952	7,345	15,940
<b>TOTAL EMPLOYEE REIMBURSEMENTS</b>		<b>7,798</b>	<b>4,913</b>	<b>6,623</b>	<b>6,952</b>	<b>7,495</b>	<b>15,940</b>
<b>INSURANCE</b>							
6361	GENERAL LIABILITY/PROPERTY INS	25,244	21,831	26,966	25,801	35,000	32,564
<b>TOTAL INSURANCE</b>		<b>25,244</b>	<b>21,831</b>	<b>26,966</b>	<b>25,801</b>	<b>35,000</b>	<b>32,564</b>
<b>UTILITIES</b>							
6371	ELECTRIC UTILITIES	7,555	7,382	8,153	8,319	15,000	15,000
6372	WATER/IRRIGATION	2,656	7,034	7,020	2,238	7,000	7,000
6373	GAS	5,240	4,690	6,001	6,924	15,000	15,000
6374	REFUSE/RECYCLING	2,167	2,353	3,611	2,180	3,400	3,800
<b>TOTAL UTILITIES</b>		<b>17,618</b>	<b>21,458</b>	<b>24,785</b>	<b>19,662</b>	<b>40,400</b>	<b>40,800</b>
<b>REPAIRS AND MAINTENANCE - LABOR</b>							
6381	BUILDING & STRUCTURE REPAIR	3,393	3,645	1,248	1,582	3,200	3,500
6382	MACHINERY & EQUIPMENT REPAIR	4,820	-	4,944	5,172	5,000	5,600
6387	TIRE MOUNTING & BALANCING	160	300	255	60	400	400
6388	OTHER VEHICLE REPAIR	23,444	15,523	15,242	9,487	25,000	27,000
<b>TOTAL REPAIRS AND MAINTENANCE - LABOR</b>		<b>31,817</b>	<b>19,468</b>	<b>21,689</b>	<b>16,300</b>	<b>33,600</b>	<b>36,500</b>
<b>REPAIRS AND MAINTENANCE - CONTRACTS</b>							
6404	MACHINERY & EQUIPMENT	1,332	1,332	1,221	3,458	-	3,500
6405	OFFICE & DATA PROCESSING EQUIP	-	968	-	3,745	-	-
<b>TOTAL REPAIRS AND MAINTENANCE - CONTRACTS</b>		<b>1,332</b>	<b>2,300</b>	<b>1,221</b>	<b>7,203</b>	<b>-</b>	<b>3,500</b>
<b>RENTALS</b>							
6415	OTHER EQUIPMENT RENTAL	86,565	1,581	8,333	2,205	15,200	16,000
6417	UNIFORM RENTAL	1,672	1,479	1,583	689	400	800
<b>TOTAL RENTALS</b>		<b>88,237</b>	<b>3,061</b>	<b>9,916</b>	<b>2,894</b>	<b>15,600</b>	<b>16,800</b>
<b>DUES, SUBSCRIPTIONS, AND REGISTRATION FEES</b>							
6451	MEMBERSHIP DUES	1,084	2,279	1,017	1,670	2,025	2,975
<b>TOTAL DUES, SUBSCRIPTIONS, AND REGISTRATION FEES</b>		<b>1,084</b>	<b>2,279</b>	<b>1,017</b>	<b>1,670</b>	<b>2,025</b>	<b>2,975</b>
<b>BOOKS AND PAMPHLETS</b>							
6471	BOOKS & PAMPHLETS	82	-	-	-	-	-
<b>TOTAL BOOKS AND PAMPHLETS</b>		<b>82</b>	<b>-</b>	<b>-</b>	<b>-</b>	<b>-</b>	<b>-</b>
<b>CONTRACTED SERVICES</b>							
6488	STREET MAINTENANCE CONTRACT	237,483	500,000	462,784	294,998	575,000	555,000
6489	OTHER CONTRACTED SERVICES	9,489	14,830	7,324	5,461	15,000	20,000
<b>TOTAL CONTRACTED SERVICES</b>		<b>246,971</b>	<b>514,830</b>	<b>470,108</b>	<b>300,459</b>	<b>590,000</b>	<b>575,000</b>
<b>Total OTHER SERVICES &amp; CHARGES</b>		<b>460,263</b>	<b>620,510</b>	<b>598,537</b>	<b>410,981</b>	<b>751,524</b>	<b>758,779</b>
<b>CAPITAL OUTLAY</b>							
<b>CAPITAL OUTLAY</b>							
6540	HEAVY MACHINERY	185,980	-	116,891	103,199	298,750	544,318
6550	MOTOR VEHICLES	33,500	-	62,772	-	162,852	56,000
6580	OTHER EQUIPMENT	-	-	271,302	23,858	18,855	42,000
<b>TOTAL CAPITAL OUTLAY</b>		<b>219,480</b>	<b>-</b>	<b>450,964</b>	<b>127,057</b>	<b>480,457</b>	<b>642,318</b>
<b>Total CAPITAL OUTLAY</b>		<b>219,480</b>	<b>-</b>	<b>450,964</b>	<b>127,057</b>	<b>480,457</b>	<b>642,318</b>
<b>TOTAL EXPENDITURES &amp; OTHER FINANCING</b>		<b>2,028,451</b>	<b>2,009,196</b>	<b>2,393,459</b>	<b>2,153,946</b>	<b>2,899,371</b>	<b>3,347,223</b>

Business Unit	Object Account	Description	2019 Actual	2020 Actual	2021 Actual	2022 Actual	2023 Adopted Budget	2024 Requested Budget
0301	6102	F.T. REGULAR-WAGES & SALARIES	206,802	245,602	240,248	293,930	327,183	386,389
0301	6103	FULL TIME-REGULAR-OVERTIME	9,788	17,702	20,287	23,675	20,000	20,000
0301	6104	PART TIME-WAGES & SALARIES	-	-	-	-	-	-
0301	6105	TEMPORARY-WAGES & SALARIES	11,915	11,110	14,550	14,752	33,280	-
0301	6106	OVERTIME-TEMPORARY	926	259	878	636	-	-
0301	6108	SEVERANCE PAY	18,602	-	-	-	-	-
0301	6121	PERA CONTRIBUTIONS	15,192	19,434	19,411	23,597	28,535	30,479
0301	6122	FICA/MEDICARE CONTRIBUTIONS	17,825	18,924	19,849	23,812	29,106	31,089
0301	6131	GROUP INSURANCE	36,693	41,855	42,747	40,296	57,480	69,543
0301	6133	WORKERS COMP INSURANCE PREMIUM	1,180	1,445	1,198	2,078	3,367	3,385
0301	6205	DRAFTING SUPPLIES	-	-	-	-	-	-
0301	6208	MISCELLANEOUS OFFICE SUPPLIES	2,755	734	795	1,279	700	850
0301	6223	GASOLINE	3,917	3,677	4,789	5,650	7,000	8,800
0301	6231	UNIFORMS & TURN-OUT GEAR	2,156	1,327	1,170	1,331	1,500	1,650
0301	6249	MISCELLANEOUS OPERATING SUPPLY	841	2,255	-	854	-	750
0301	6257	OTHER VEHICLE PARTS	893	1,122	2,108	1,397	1,200	1,800
0301	6281	SMALL TOOLS & MINOR EQUIPMENT	218	86	-	-	400	2,700
0301	6315	MISCELLANEOUS PROFESSIONAL SER	967	4,139	197	1,288	4,000	7,500
0301	6321	TELEPHONE	1,285	1,334	1,239	-	-	-
0301	6322	POSTAGE	2,298	460	7	87	1,204	2,000
0301	6323	CELLULAR PHONES	2,660	2,589	3,427	-	-	-
0301	6331	TRAVEL & LODGING	72	92	-	-	150	-
0301	6335	TRAINING	4,090	2,112	3,699	3,059	3,245	8,440
0301	6361	GENERAL LIABILITY/PROPERTY INS	4,415	4,799	4,131	3,990	6,000	4,464
0301	6405	OFFICE & DATA PROCESSING EQUIP	-	968	-	3,745	-	-
0301	6451	MEMBERSHIP DUES	732	1,919	748	1,393	1,625	2,375
0301	6471	BOOKS & PAMPHLETS	82	-	-	-	-	-
0301	6580	OTHER EQUIPMENT	-	-	-	-	-	42,000
0301	6550	MOTOR VEHICLES	33,500	-	-	-	29,000	56,000
<b>Total Expenditure</b>			<b>379,804</b>	<b>383,947</b>	<b>381,476</b>	<b>446,849</b>	<b>554,975</b>	<b>680,214</b>

**PERSONNEL COMPLEMENT**

PW Director/City Engineer	-	-	-	-	1.00	1.00
City Engineer	1.00	1.00	1.00	1.00	-	-
Assistant City Engineer	-	-	-	0.50	1.00	1.00
Engineering Tech IV	0.50	1.00	1.00	1.00	-	-
Engineering Tech II	1.00	1.00	1.00	1.00	1.00	2.00
Engineering Tech III	1.00	-	-	-	1.00	1.00
Senior Engineering Technician	-	-	-	-	1.00	1.00
Civil Engineer IV	1.00	1.00	1.00	1.00	1.00	1.00
Civil Engineer II	-	1.00	1.00	0.50	0.00	-
Secretary (Moved to PW)	-	-	-	-	-	-
Administrative Assistant	0.50	1.00	1.00	1.00	1.00	1.00
Interns (2)	1.00	1.00	1.00	1.00	1.00	-
<b>Engineering Total</b>	<b>6.00</b>	<b>7.00</b>	<b>7.00</b>	<b>7.00</b>	<b>8.00</b>	<b>8.00</b>

**DESCRIPTION OF SERVICES:**

The Engineering budget covers engineering functions not charged to specific projects. The City Engineer oversees all engineering including working with the Minnesota Department of Transportation, Anoka County, other cities and regulating agencies, maintaining mapping and GIS data, managing stormwater runoff, responding to citizen and staff requests, and general engineering functions.

**BUDGET HIGHLIGHTS**

- Engineering Tech II approved by CC 3-14-23 - \$55,915
- GMC Sierra - Approved 2-28-23 CC worksession-Pavement Mgmt- \$56,000 (6550)
- Survey Equipment - \$42,000 (6580)
- 
- 

**GOALS OF CURRENT YEAR BUDGET:**

- Ensure stable and sustainable funding exists for Pavement Management Program.
- Support construction of Water Treatment Plant.
- Support improvements identified in Anoka County CSAH 5/Nowthen Blvd. transportation
- Conduct well siting study for new municipal well #9.
- Develop and plan for key infrastructure improvements (AUAR, utilities, transportation).
- Support construction of Ramsey Gateway Highway 10 improvements.
- Investigate improved pavement condition rating systems.
- Continue pavement rejuvenation program to replace suspended sealcoat program.

**Performance Measurements:**

	2019 Actual	2020 Actual	2021 Actual	2022 Actual	2023 Projected	2024 Projected
Active Engineering Projects	12	12	13	14	18	24
Completed Engineering Projects	10	10	11	11	14	17
Infrastructure Asset Management System Upgrades	0	0	0	0	0	0

Business Unit	Object Account	Description	2019 Actual	2020 Actual	2021 Actual	2022 Actual	2023 Adopted Budget	2024 Requested Budget
0311	6102	F.T. REGULAR-WAGES & SALARIES	379,894	422,342	403,503	393,338	448,809	493,053
0311	6103	FULL TIME-REGULAR-OVERTIME	1,533	679	1,008	1,220	2,000	2,000
0311	6105	TEMPORARY-WAGES & SALARIES	9,361	9,971	5,160	6,422	19,200	22,208
0311	6108	SEVERANCE PAY	8,173		4,555	65,629		
0311	6121	PERA CONTRIBUTIONS	28,192	31,401	30,100	30,106	33,811	37,129
0311	6122	FICA/MEDICARE CONTRIBUTIONS	29,153	31,632	30,462	30,807	37,899	41,409
0311	6131	GROUP INSURANCE	84,200	93,179	97,338	84,593	95,051	98,164
0311	6133	WORKERS COMP INSURANCE PREMIUM	29,349	35,662	28,331	30,800	39,447	40,256
0311	6208	MISCELLANEOUS OFFICE SUPPLIES	622	276	301	727	400	700
0311	6221	CLEANING SUPPLIES	-					
0311	6223	GASOLINE	9,427	7,580	10,759	15,664	15,500	20,000
0311	6225	DIESEL FUEL	22,378	20,148	13,194	31,077	22,000	26,000
0311	6227	LUBRICANTS & ADDITIVES	5,296	3,553	6,269	6,106	5,000	7,500
0311	6229	SHOP MATERIALS	865	2,697	1,548	3,825	2,600	3,500
0311	6231	UNIFORMS & TURN-OUT GEAR	3,020	2,497	5,145	5,900	4,000	6,500
0311	6249	MISCELLANEOUS OPERATING SUPPLY	8,828	7,538	7,331	10,129	9,500	11,500
0311	6257	OTHER VEHICLE PARTS	30,149	30,188	21,869	39,496	32,000	41,000
0311	6259	BUILDING MAINT/REPAIR SUPPLIES	2,382	1,677	563	2,622	2,500	2,700
0311	6261	SAND & GRAVEL	-	-	-	-	1,000	1,500
0311	6265	ASPHALT	14,235	22,316	32,491	32,311	32,500	33,000
0311	6267	OTHER STREET MAINTENANCE SUPPL	1,577	19	1,019	9,599	2,100	4,000
0311	6269	LANDSCAPE MATERIALS	5,675	1,520	1,174	952	7,500	7,500
0311	6275	OTHER EQUIPMENT PARTS	-					
0311	6281	SMALL TOOLS & MINOR EQUIPMENT	16,043	12,678	14,424	15,163	22,000	23,500
0311	6315	MISCELLANEOUS PROFESSIONAL SER	28,019	17,655	27,948	28,610	22,000	25,000
0311	6321	TELEPHONE	1,052	1,060	973	-	-	
0311	6322	POSTAGE	30	71	33	56	200	200
0311	6323	CELLULAR PHONES	3,767	3,063	2,389	-	-	
0311	6335	TRAINING	3,636	2,709	2,924	3,893	4,100	7,500
0311	6361	GENERAL LIABILITY/PROPERTY INS	17,277	14,126	20,250	18,960	23,000	25,000
0311	6371	ELECTRIC UTILITIES	7,555	7,382	8,153	8,319	15,000	15,000
0311	6372	WATER/IRRIGATION	2,656	7,034	7,020	2,238	7,000	7,000
0311	6373	GAS	5,240	4,690	6,001	6,924	15,000	15,000
0311	6374	REFUSE/RECYCLING	2,167	2,353	3,611	2,180	3,400	3,800
0311	6381	BUILDING & STRUCTURE REPAIR	3,393	3,645	1,248	1,582	3,200	3,500
0311	6382	MACHINERY & EQUIPMENT REPAIR	4,820	-	4,944	5,172	5,000	5,600
0311	6387	TIRE MOUNTING & BALANCING	160	300	255	60	400	400
0311	6388	OTHER VEHICLE REPAIR	13,953	14,814	12,400	4,205	11,000	12,000
0311	6404	MACHINERY & EQUIPMENT	1,332	1,332	1,221	3,458		3,500
0311	6415	OTHER EQUIPMENT RENTAL	86,565	1,581	8,333	2,205	15,200	16,000
0311	6417	UNIFORM RENTAL	1,672	1,479	1,583	689	400	800
0311	6451	MEMBERSHIP DUES	353	360	269	278	400	600
0311	6488	STREET MAINTENANCE CONTRACT	237,483	500,000	462,784	294,998	575,000	555,000
0311	6489	OTHER CONTRACTED SERVICES	9,489	14,830	7,324	5,461	15,000	20,000
0311	6540	HEAVY MACHINERY	185,980		116,891	103,199	298,750	544,318
0311	6550	MOTOR VEHICLES	-		62,772		133,852	
0311	6580	OTHER EQUIPMENT			271,302	23,858	18,855	
<b>Total Expenditure</b>			<b>1,306,948</b>	<b>1,336,038</b>	<b>1,747,168</b>	<b>1,332,827</b>	<b>2,001,574</b>	<b>2,183,337</b>

<b>PERSONNEL COMPLEMENT</b>						
Public Works Superintendent	1.00	1.00	1.00	1.00	1.00	1.00
Secretary (Formerly under Engineering)	1.00	1.00	1.00	1.00	1.00	1.00
Mechanic	2.00	2.00	2.00	2.00	2.00	3.00
Street Supervisor	-	-	-	1.00	1.00	1.00
Streets Lead Worker	1.00	1.00	1.00	1.00	1.00	1.00
PW Maintenance Worker	5.00	5.00	5.00	5.00	5.00	8.00
Temporary - Streets	0.50	0.50	0.50	0.50	0.50	0.50
Street Maintenance Total	10.50	10.50	10.50	11.50	11.50	14.50

<b>6488/6489 Other Contracted Services</b>						
Pavement Management Program Funding (Transfer to Pavement Management Fund)		260,742	300,000	-	-	-
Contract services for Pothole patching						
Cracksealing/Rejuvenation/Spray Patching	237,483	239,258	162,784	200,000	200,000	200,000
Spray Patching	-	-	-	-	375,000	355,000
Curb Repair/Tree Removal	-	-	-	15,000	15,000	20,000
	237,483	500,000	462,784	215,000	590,000	575,000

<b>6540 - Heavy Machinery</b>						
F350 truck with plow (2021 & 2022 total cost)	-	-	116,891	103,199		
1-Ton Truck	-	-	-			
2-Single Axle Plow Trucks	148,292	-	-			544,318
Tractor Backhoe (\$84,000 total remainder utility funded)	37,688	-	-			
Tandem Axle Truck with Plow	-	-	-		298,750	
721 G Front End Loader						
	185,980	-	116,891	103,199	298,750	544,318

<b>6550-Motor Vehicle</b>						
1-ton truck			62,772			
2-3/4 ton trucks with plows (1 new & 1 replacement)	-	-	-	-	133,852	
F550 4x4 Truck with 9' 2" V-plow (New) with lift gate						
F350 4x4 with utility box and 9' 2" Boss V-Plow Sign truck						
	-	-	62,772	-	133,852	-

<b>6580 - Other Equipment</b>						
Sidewalk Machine	-	-	162,723			
Snow Pusher Box for Front End Loader					18,855	
Trailer for skidsteer	-	-	15,102			
Toolcat			36,105			
Skidsteer	-	-	57,372			
Tire balancer (1/2 cost other 1/2 police)				9,453		
Asphalt floater				14,405		
ATV Athletic Field Maintenance Machine	14,032	-	-			
Hydraulic hose Crimping Machine						
Trailer Mounted Boom Lift						
Bobcat T66 Skidsteer						
Scissor Lift JLG 2646						
10-Foot Slide in Removable Salt/Sander Spreader (Truck Mounted)						
Hydraulic hose Crimping Machine						
	14,032	-	271,302	23,858	18,855	-

**DESCRIPTION OF SERVICES:**  
The Street Maintenance Department is responsible for maintaining city streets, sidewalks, traffic signs, boulevards, ROW mowing and the storm water collection system.

- BUDGET HIGHLIGHTS**
- COLA & Steps
  - Spray Patching - ARPA funds of \$375,000 spent in 2023 (6488-6489)
  - 2-Single Axle Plow Trucks (CC Authorized 1-24-23) - \$544,318

**GOALS OF CURRENT YEAR BUDGET:**  
Maintain and improve city's rating of 7.0 average of road condition  
Increase use of contracted services on pothole repair (velocity patching)  
Increase preventative maintenance to prolong the life of our public streets  
Maintain our city vehicles and equipment to the highest level possible

Performance Measurements:						
	2019 Actual	2020 Actual	2021 Actual	2022 Actual	2023 Projected	2024 Projected
Crack filling (miles)	21.5	7	20.88	10.37	15	19
Sealcoating (miles)	0	0	0	0	0	0
Asphalt patching (tons)	532	500		380	385	390

Business Unit	Object Account	Description	2019 Actual	2020 Actual	2021 Actual	2022 Actual	2023 Adopted Budget	2024 Requested Budget
0312	6102	F.T. REGULAR-WAGES & SALARIES	111,161	74,710	91,623	110,001	107,821	114,452
0312	6103	FULL TIME-REGULAR-OVERTIME	27,433	17,925	17,122	17,405	10,000	10,000
0312	6105	TEMPORARY-WAGES & SALARIES	7,443	2,151	4,922	9,082	8,775	12,000
0312	6121	PERA CONTRIBUTIONS	10,547	1,959	7,997	9,179	8,837	9,334
0312	6122	FICA/MEDICARE CONTRIBUTIONS	11,416	6,451	8,541	10,046	9,685	10,439
0312	6133	WORKERS COMP INSURANCE PREMIUM	9,353	6,726	6,629	11,287	12,104	12,307
0312	6223	GASOLINE	-	6,636	1,873	-	8,000	11,000
0312	6225	DIESEL FUEL	26,138	14,396	19,191	23,092	28,000	35,000
0312	6229	SHOP MATERIALS	57	24	144	-	200	500
0312	6251	BATTERIES	-	-	-	-	-	-
0312	6257	OTHER VEHICLE PARTS	35,875	54,572	28,260	42,965	38,000	42,000
0312	6261	SAND & GRAVEL	4,726	2,907	-	2,300	3,400	3,800
0312	6263	SALT	97,334	92,362	68,800	129,704	77,000	192,240
0312	6267	OTHER STREET MAINTENANCE SUPPL	5,777	4,779	4,284	1,076	11,000	12,500
0312	6361	GENERAL LIABILITY/PROPERTY INS	3,553	2,906	2,586	2,851	6,000	3,100
0312	6388	OTHER VEHICLE REPAIR	9,491	709	2,842	5,282	14,000	15,000
0312	6489	OTHER CONTRACTED SERVICES	-	-	-	-	-	-
<b>Total Expenditure</b>			<b>360,301</b>	<b>289,211</b>	<b>264,815</b>	<b>374,270</b>	<b>342,822</b>	<b>483,672</b>

**DESCRIPTION OF SERVICES:**  
 The Snow and Ice Removal budget provides for snow removal and for ice control on city streets, parking lots, and pathways.

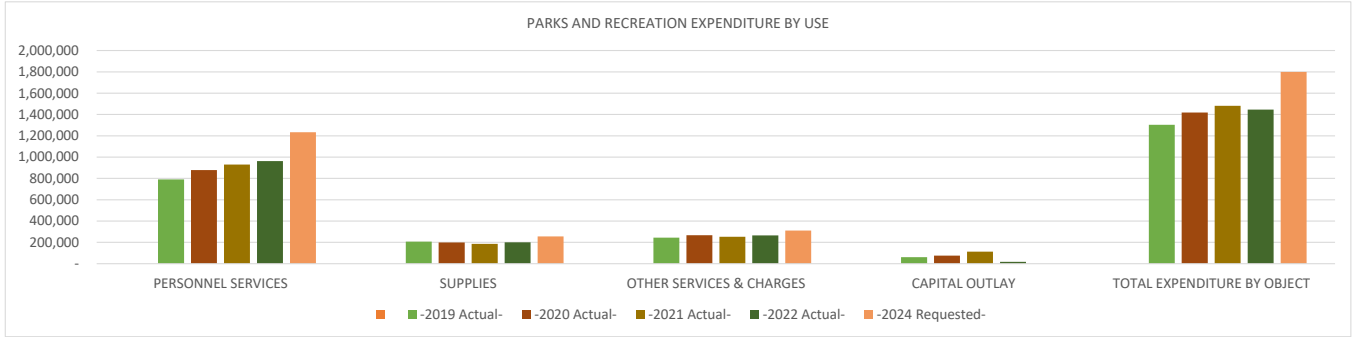
- BUDGET HIGHLIGHTS**
- Staff time redistributed between streets, traffic engr & snow plowing
  - Salt Costs Increase - \$115,240 (6263)

**GOALS OF CURRENT YEAR BUDGET:**  
 Clearing of parking ramp utilizing PW Staff (full time, temp on call, & seasonal staff) See PUM/  
 Continue to monitor and reduce salt usage  
 Continue to complete citywide plowing in 8 hours or less  
 Upgrade weather service to MDSS (maintenance decision support software)  
 Equip cul-de-sac trucks and sidewalk plowing equipment with AVL to track snow removal

Performance Measurements:	2019 Actual	2020 Actual	2021 Actual	2022 Actual	2023 Projected	2024 Projected
Miles of Streets Plowed	181.8	181.8				
Cul-de-sacs	283	283				
Salt/Sand Purchased (tons)	1200	1200				
Snow Removal Hours	5161	3090				
Full Scale Plowing Events	9.00	9.00				

**PARKS AND RECREATION** 452-455

EXPENDITURE BY OBJECT SUMMARY	-2019 Actual-	-2020 Actual-	-2021 Actual-	-2022 Actual-	-2023 Adopted-	-2024 Requested-
PERSONNEL SERVICES	791,294	878,027	929,874	962,545	1,118,642	1,233,955
SUPPLIES	207,079	198,379	186,228	200,417	239,094	255,150
OTHER SERVICES & CHARGES	244,126	266,854	253,330	265,263	244,700	310,300
CAPITAL OUTLAY	60,911	75,610	112,370	16,852	59,100	-
<b>TOTAL EXPENDITURE BY OBJECT</b>	<b>1,303,410</b>	<b>1,418,871</b>	<b>1,481,802</b>	<b>1,445,077</b>	<b>1,661,536</b>	<b>1,799,405</b>



LINE ITEM DETAIL BY COST CENTER OR SUB-FUNCTION

PARKS AND RECREATION

452-455

EXPENDITURE BY OBJECT RECAP ALL SUB-FUNCTIONS	-2019 Actual-	-2020 Actual-	-2021 Actual-	-2022 Actual-	-2023 Adopted-	-2024 Requested-
<b>PERSONNEL SERVICES</b>						
<b>WAGES AND SALARIES</b>						
6102 F.T. REGULAR-WAGES & SALARIES	516,077	572,067	618,528	617,124	721,420	819,921
6103 FULL TIME-REGULAR-OVERTIME	4,308	494	1,837	1,469	1,000	1,000
6105 TEMPORARY-WAGES & SALARIES	89,070	99,094	85,592	87,275	94,107	94,107
<b>TOTAL WAGES AND SALARIES</b>	<b>609,455</b>	<b>671,654</b>	<b>705,957</b>	<b>705,868</b>	<b>816,527</b>	<b>915,028</b>
<b>EMPLOYER CONTRIBUTIONS</b>						
6121 PERA CONTRIBUTIONS	40,860	45,806	48,065	48,867	54,639	59,987
6122 FICA/MEDICARE CONTRIBUTIONS	46,762	50,846	53,916	53,502	62,465	71,295
6131 GROUP INSURANCE	68,662	78,670	94,527	116,186	129,665	145,430
6133 WORKERS COMP INSURANCE PREMIUM	25,555	31,051	27,409	38,121	55,346	42,215
<b>TOTAL EMPLOYER CONTRIBUTIONS</b>	<b>181,839</b>	<b>206,373</b>	<b>223,916</b>	<b>256,677</b>	<b>302,115</b>	<b>318,927</b>
<b>Total PERSONNEL SERVICES</b>	<b>791,294</b>	<b>878,027</b>	<b>929,874</b>	<b>962,545</b>	<b>1,118,642</b>	<b>1,233,955</b>
<b>SUPPLIES</b>						
<b>OFFICE SUPPLIES</b>						
6208 MISCELLANEOUS OFFICE SUPPLIES	1,441	348	501	1,185	600	700
<b>TOTAL OFFICE SUPPLIES</b>	<b>1,441</b>	<b>348</b>	<b>501</b>	<b>1,185</b>	<b>600</b>	<b>700</b>
<b>OPERATING SUPPLIES</b>						
6223 GASOLINE	19,107	15,140	19,559	22,510	28,000	28,000
6225 DIESEL FUEL	4,500	265	3,238	9,893	12,000	12,000
6229 SHOP MATERIALS	654	523	939	3,467	1,000	2,500
6231 UNIFORMS & TURN-OUT GEAR	3,888	3,412	4,882	6,130	4,200	5,000
6249 MISCELLANEOUS OPERATING SUPPLY	35,821	32,775	30,380	31,531	33,000	33,000
<b>TOTAL OPERATING SUPPLIES</b>	<b>63,970</b>	<b>52,116</b>	<b>58,998</b>	<b>73,531</b>	<b>78,200</b>	<b>80,500</b>
<b>REPAIR AND MAINTENANCE SUPPLIES</b>						
6257 OTHER VEHICLE PARTS	17,698	15,975	7,020	16,974	17,000	17,000
6265 ASPHALT	93,441	97,967	101,594	71,915	108,294	120,000
6269 LANDSCAPE MATERIALS	19,297	16,785	11,449	16,843	20,000	20,000
6268 IRRIGATION SUPPLIES	9,317	13,000	6,025	16,118	10,000	12,750
<b>TOTAL REPAIR AND MAINTENANCE SUPPLIES</b>	<b>139,753</b>	<b>143,727</b>	<b>126,088</b>	<b>121,851</b>	<b>155,294</b>	<b>169,750</b>
<b>SMALL TOOLS AND MINOR EQUIPMENT</b>						
6281 SMALL TOOLS & MINOR EQUIPMENT	1,915	2,189	641	3,851	5,000	4,200
<b>TOTAL SMALL TOOLS AND MINOR EQUIPMENT</b>	<b>1,915</b>	<b>2,189</b>	<b>641</b>	<b>3,851</b>	<b>5,000</b>	<b>4,200</b>
<b>Total SUPPLIES</b>	<b>207,079</b>	<b>198,379</b>	<b>186,228</b>	<b>200,417</b>	<b>239,094</b>	<b>255,150</b>

<b>OTHER SERVICES &amp; CHARGES</b>							
<b>PROFESSIONAL SERVICES</b>							
6315	MISCELLANEOUS PROFESSIONAL SER	31,522	33,468	30,717	28,405	33,000	35,000
<b>TOTAL PROFESSIONAL SERVICES</b>		<b>31,522</b>	<b>33,468</b>	<b>30,717</b>	<b>28,405</b>	<b>33,000</b>	<b>35,000</b>
<b>COMMUNICATION</b>							
6321	TELEPHONE	784	155	-	-	-	-
6322	POSTAGE	79	90	54	211	100	150
6323	CELLULAR PHONES	4,590	3,149	3,171	-	-	-
<b>TOTAL COMMUNICATION</b>		<b>5,453</b>	<b>3,394</b>	<b>3,225</b>	<b>211</b>	<b>100</b>	<b>150</b>
<b>EMPLOYEE REIMBURSEMENTS</b>							
6331	TRAVEL & LODGING	-	-	-	-	-	-
6334	MILEAGE REIMBURSEMENT	-	-	-	-	-	-
6335	TRAINING	2,914	2,714	453	1,169	2,500	2,500
<b>TOTAL EMPLOYEE REIMBURSEMENTS</b>		<b>2,914</b>	<b>2,714</b>	<b>453</b>	<b>1,169</b>	<b>2,500</b>	<b>2,500</b>
<b>ADVERTISING AND PUBLISHING</b>							
6352	GENERAL NOTICE & PUBLIC INFOR	-	-	-	-	-	-
<b>TOTAL ADVERTISING AND PUBLISHING</b>		<b>-</b>	<b>-</b>	<b>-</b>	<b>-</b>	<b>-</b>	<b>-</b>
<b>INSURANCE</b>							
6361	GENERAL LIABILITY/PROPERTY INS	15,364	17,404	17,104	12,875	22,000	45,000
<b>TOTAL INSURANCE</b>		<b>15,364</b>	<b>17,404</b>	<b>17,104</b>	<b>12,875</b>	<b>22,000</b>	<b>45,000</b>
<b>UTILITIES</b>							
6371	ELECTRIC UTILITIES	22,301	24,032	30,992	32,719	35,000	34,000
6372	WATER/IRRIGATION	6,095	7,444	11,167	10,771	12,000	11,000
6373	GAS	3,514	3,421	7,073	12,404	14,000	13,750
6374	REFUSE/RECYCLING	4,739	3,857	5,428	7,533	800	8,000
<b>TOTAL UTILITIES</b>		<b>36,648</b>	<b>38,753</b>	<b>54,660</b>	<b>63,427</b>	<b>61,800</b>	<b>66,750</b>
<b>REPAIRS AND MAINTENANCE - LABOR</b>							
6381	BUILDING & STRUCTURE REPAIR	8,793	14,100	14,346	22,387	10,000	15,000
6382	MACHINERY & EQUIPMENT REPAIR	12,601	10,031	543	8,964	7,000	6,000
6388	OTHER VEHICLE REPAIR	6,429	1,226	3,177	-	5,000	3,000
<b>TOTAL REPAIRS AND MAINTENANCE - LABOR</b>		<b>27,823</b>	<b>25,357</b>	<b>18,066</b>	<b>31,350</b>	<b>22,000</b>	<b>24,000</b>
<b>RENTALS</b>							
6415	OTHER EQUIPMENT RENTAL	1,568	1,489	777	985	2,000	1,000
6416	MACHINERY RENTAL	275	-	-	-	300	-
6417	UNIFORM RENTAL	276	231	258	224	400	300
<b>TOTAL RENTALS</b>		<b>2,119</b>	<b>1,719</b>	<b>1,036</b>	<b>1,209</b>	<b>2,700</b>	<b>1,300</b>
<b>DUES, SUBSCRIPTIONS, AND REGISTRATION FEES</b>							
6451	MEMBERSHIP DUES	300	420	300	300	600	600
<b>TOTAL DUES, SUBSCRIPTIONS, AND REGISTRATION FEES</b>		<b>300</b>	<b>420</b>	<b>300</b>	<b>300</b>	<b>600</b>	<b>600</b>
<b>CONTRACTED SERVICES</b>							
6489	OTHER CONTRACTED SERVICES	121,982	143,625	127,769	126,317	100,000	135,000
<b>TOTAL CONTRACTED SERVICES</b>		<b>121,982</b>	<b>143,625</b>	<b>127,769</b>	<b>126,317</b>	<b>100,000</b>	<b>135,000</b>
<b>Total OTHER SERVICES &amp; CHARGES</b>		<b>244,126</b>	<b>266,854</b>	<b>253,330</b>	<b>265,263</b>	<b>244,700</b>	<b>310,300</b>
<b>CAPITAL OUTLAY</b>							
<b>CAPITAL OUTLAY</b>							
6540	HEAVY MACHINERY	-	42,861	-	-	-	-
6550	VEHICLES	-	-	-	-	59,100	-
6580	OTHER EQUIPMENT	60,911	32,749	112,370	16,852	-	-
<b>TOTAL CAPITAL OUTLAY</b>		<b>60,911</b>	<b>75,610</b>	<b>112,370</b>	<b>16,852</b>	<b>59,100</b>	<b>-</b>
<b>Total CAPITAL OUTLAY</b>		<b>60,911</b>	<b>75,610</b>	<b>112,370</b>	<b>16,852</b>	<b>59,100</b>	<b>-</b>
<b>TOTAL EXPENDITURES &amp; OTHER FINANCING</b>		<b>1,303,410</b>	<b>1,418,871</b>	<b>1,481,802</b>	<b>1,445,077</b>	<b>1,661,536</b>	<b>1,799,405</b>

Business Unit	Object Account	Description	2019 Actual	2020 Actual	2021 Actual	2022 Actual	2023 Adopted Budget	2024 Requested Budget
0452	6102	F.T. REGULAR-WAGES & SALARIES	516,077	572,067	618,528	617,124	721,420	819,921
0452	6103	FULL TIME-REGULAR-OVERTIME	4,308	494	1,837	1,469	1,000	1,000
0452	6104	PART TIME-WAGES & SALARIES	23,517	30,275	17,113	36,452		
0452	6105	TEMPORARY-WAGES & SALARIES	65,553	68,819	68,479	50,823	94,107	94,107
0452	6121	PERA CONTRIBUTIONS	40,860	45,806	48,065	48,867	54,639	59,987
0452	6122	FICA/MEDICARE CONTRIBUTIONS	46,762	50,846	53,916	53,502	62,465	71,295
0452	6131	GROUP INSURANCE	68,662	78,670	94,527	116,186	129,665	145,430
0452	6133	WORKERS COMP INSURANCE PREMIUM	25,555	31,051	27,409	38,121	55,346	42,215
0452	6208	MISCELLANEOUS OFFICE SUPPLIES	1,441	348	501	1,185	600	700
0452	6223	GASOLINE	19,107	15,140	19,559	22,510	28,000	28,000
0452	6225	DIESEL FUEL	4,500	265	3,238	9,893	12,000	12,000
0452	6229	SHOP MATERIALS	654	523	939	3,467	1,000	2,500
0452	6231	UNIFORMS & TURN-OUT GEAR	3,888	3,412	4,882	6,130	4,200	5,000
0452	6249	MISCELLANEOUS OPERATING SUPPLY	35,821	32,775	30,380	31,531	33,000	33,000
0452	6257	OTHER VEHICLE PARTS	17,698	15,975	7,020	16,974	17,000	17,000
0452	6265	ASPHALT	93,441	97,967	101,594	71,915	108,294	120,000
0452	6268	IRRIGATION SUPPLIES	9,317	13,000	6,025	16,118	10,000	12,750
0452	6269	LANDSCAPE MATERIALS	19,297	16,785	11,449	16,843	20,000	20,000
0452	6281	SMALL TOOLS & MINOR EQUIPMENT	1,915	2,189	641	3,851	5,000	4,200
0452	6315	MISCELLANEOUS PROFESSIONAL SER	31,522	33,468	30,717	28,405	33,000	35,000
0452	6321	TELEPHONE	784	155	-	-		
0452	6322	POSTAGE	79	90	54	211	100	150
0452	6323	CELLULAR PHONES	4,590	3,149	3,171	-		
0452	6335	TRAINING	2,914	2,714	453	1,169	2,500	2,500
0452	6361	GENERAL LIABILITY/PROPERTY INS	15,364	17,404	17,104	12,875	22,000	45,000
0452	6371	ELECTRIC UTILITIES	22,301	24,032	30,992	32,719	35,000	34,000
0452	6372	WATER/IRRIGATION	6,095	7,444	11,167	10,771	12,000	11,000
0452	6373	GAS	3,514	3,421	7,073	12,404	14,000	13,750
0452	6374	REFUSE/RECYCLING	4,739	3,857	5,428	7,533	800	8,000
0452	6381	BUILDING & STRUCTURE REPAIR	8,793	14,100	14,346	22,387	10,000	15,000
0452	6382	MACHINERY & EQUIPMENT REPAIR	12,601	10,031	543	8,964	7,000	6,000
0452	6388	OTHER VEHICLE REPAIR	6,429	1,226	3,177	-	5,000	3,000
0452	6415	OTHER EQUIPMENT RENTAL	1,568	1,489	777	985	2,000	1,000
0452	6416	MACHINERY RENTAL	275	-	-	-	300	-
0452	6417	UNIFORM RENTAL	276	231	258	224	400	300
0452	6451	MEMBERSHIP DUES	300	420	300	300	600	600
0452	6489	OTHER CONTRACTED SERVICES	101,982	143,625	127,769	126,317	100,000	135,000
0452	6540	HEAVY MACHINERY	-	42,861				
0452	6550	MOTOR VEHICLES	-	-	-		59,100	
0452	6580	OTHER EQUIPMENT	60,911	32,749	112,370	16,852		
<b>Total Expenditure</b>			<b>1,283,410</b>	<b>1,418,871</b>	<b>1,481,802</b>	<b>1,445,077</b>	<b>1,661,536</b>	<b>1,799,405</b>



Business Unit	Object Account	Description	2019 Actual	2020 Actual	2021 Actual	2022 Actual	2023 Adopted Budget	2024 Requested Budget
0455	6489	OTHER CONTRACTED SERVICES	20,000					
<b>Total Expenditure</b>			<b>20,000</b>	-	-	-	-	-

<b>6489 Other Contracted Services</b>								
Alexandra House (Gambling Funds)			10,000	-	-	-	-	-
Family Promise Donation			-	-	-	-	-	-
Ramsey Foundation - Draw Park Events (Gambling Funds)			10,000	-	-	-	-	-
			<u>20,000</u>	<u>-</u>	<u>-</u>	<u>-</u>	<u>-</u>	<u>-</u>

**DESCRIPTION OF SERVICES:**  
 The Community Programs budget provides funding for those organizations that provide programs and support to Ramsey residents in need.

- BUDGET HIGHLIGHTS**
- Funding For Alexandra House and Draw Park Events Funded via Gambling Fund

**GOALS OF CURRENT YEAR BUDGET:**  
 Increase citizens knowledge of programs offered

Business Unit	Object Account	Description	2019 Actual	2020 Actual	2021 Actual	2022 Actual	2023 Adopted Budget	2024 Requested Budget
0892	6102-6133	2024 NEW PERSONNEL REQUESTS	-	-	-			
0892	6282	EMERGENCY SUPPLIES - COVID	-	436,995	2,741			
0892	6315	MISCELLANEOUS PROFESSIONAL SER	-	-	-	-	18,600	20,000
0892	6603	OTHER L.T. OBLIGATION PRINCIPA	61,853	61,853	61,853	61,853		
0892	6820	OPERATING TRANSFERS TO OTHER F	575,817	1,376,215	409,801	272,688	106,373	106,373
<b>Total Expenditure</b>			<b>637,670</b>	<b>1,875,063</b>	<b>474,396</b>	<b>334,541</b>	<b>124,973</b>	<b>126,373</b>

6603/6820 Principal & Transfers								
Bury Carlson Internal Loan (PIR Fund)*	44,520	44,520	44,520	44,520	44,520	44,520	44,520	44,520
Municipal Center debt transfer interfund	61,853	61,853	61,853	61,853	61,853	61,853	61,853	61,853
	<u>106,373</u>	<u>106,373</u>	<u>106,373</u>	<u>106,373</u>	<u>106,373</u>	<u>106,373</u>	<u>106,373</u>	<u>106,373</u>

\*Coded directly against property tax when collected

**6820 Transfers to Other Funds**

Excess Revenue Transfer	575,817	1,376,215	-
	<u>-</u>	<u>-</u>	<u>-</u>
	575,817	1,376,215	-

**DESCRIPTION OF SERVICES:**

The Contingency budget is to be used for unforeseen expenditures or for anticipated expenditures of uncertain amounts.

**BUDGET HIGHLIGHTS**

- All Personnel Requests (Reclasses, Additional Hours & New) - \$595,491

**GOALS OF CURRENT YEAR BUDGET:**

Minimize unbudgeted/unallocated expenses

BUDGET SUMMARY:								
Business Unit	Object Account	Description	2019 Actual	2020 Actual	2021 Actual	2022 Actual	2023 Adopted Budget	2024 Requested Budget
9230	4011	CURRENT-AD VALOREM TAXES	85,062	76,787	63,927	66,843	82,610	87,390
9230	4012	DELINQUENT-AD VALOREM TAXES	434	410	1,060	348		
9230	4014	FISCAL DISPARITIES	14,360	13,753	11,146	9,838		
9230	4273	OTHER STATE GRANTS & AIDS	-					
9230	4609	OTHER MISCELLANEOUS REVENUES	46,972		10	198,638		
9230	4701	INTEREST ON INVESTMENTS	35,028	40,633	(3,673)	(11,202)	5,000	5,000
9230	4901	TRANSFER IN FROM OTHER FUNDS	-					
<b>Total Revenue</b>			<b>181,856</b>	<b>131,583</b>	<b>72,470</b>	<b>264,465</b>	<b>87,610</b>	<b>92,390</b>

Business Unit	Object Account	Description	2019 Actual	2020 Actual	2021 Actual	2022 Actual	2023 Adopted Budget	2024 Requested Budget
9230	6102	F.T. REGULAR-WAGES & SALARIES	-					
9230	6105	TEMPORARY-WAGES & SALARIES	840	755	560	660	1,500	1,000
9230	6121	PERA CONTRIBUTIONS	-		-			
9230	6122	FICA/MEDICARE CONTRIBUTIONS	64	58	43	50	100	80
9230	6131	GROUP INSURANCE	-					
9230	6133	WORKERS COMP INSURANCE PREMIUM	4	4	2	4	10	10
9230	6246	MARKETING	22,027	2,430	7,190	24,154	25,000	25,000
9230	6249	MISCELLANEOUS OPERATING SUPPLY	10,771	9,562	2,364	8,769	19,000	18,000
9230	6304	LEGAL FEES	-					
9230	6315	MISCELLANEOUS PROFESSIONAL SER	20,999	70,426	46,082	43,193	35,000	36,200
9230	6322	POSTAGE	-					
9230	6323	CELLULAR PHONES	-					
9230	6331	TRAVEL & LODGING	850	-	312	449	2,300	2,300
9230	6335	TRAINING	2,048	483	575	660	1,500	6,600
9230	6361	GENERAL LIABILITY/PROPERTY INS	590	877	3,242	624	1,000	1,000
9230	6371	ELECTRIC UTILITIES	-					
9230	6433	REFUNDS/REIMBURSEMENTS	-	-	250,000			
9230	6530	IMPROVEMENTS OTHER THAN BUILDINGS	-		15,151			
9230	6451	MEMBERSHIP DUES	1,437	940	1,121	1,798	2,200	2,200
9230	6452	SUBSCRIPTIONS	-	-	5	17	-	
9230	6530	IMPROVEMENTS OTHER THAN BUILDINGS	-	-	-	20,143	-	
<b>Total Expenditure</b>			<b>59,630</b>	<b>85,534</b>	<b>326,645</b>	<b>100,521</b>	<b>87,610</b>	<b>92,390</b>

**DESCRIPTION OF SERVICES:**  
The primary objective of the Economic Development Authority is to aid, assist and promote the growth and expansion of commercial, retail and industrial development in the City of Ramsey.

**GOALS OF CURRENT YEAR BUDGET:**  
Enhance Business Retention and Expansion Program  
Increase number of jobs  
Increase retail base  
Reduce the amount of land owned by City for development

**CC Work Session**

**Meeting Date:** 08/08/2023

**Primary Strategic Plan Initiative:** Enhance City’s communication through transparency and accountability.

**Information**

**Title:**

Review Future Topics/Calendar

**Purpose/Background:**

Attached is the current list of future topics for work session discussions. Items are drawn from Council requests at meetings, or are related to topics that have been identified in the City's strategic plan. Tentative dates have been assigned.

**Timeframe:**

**Funding Source:**

**Responsible Party(ies):**

**Outcome:**

For Council review - no formal action necessary.

**Attachments**

Future Topics List

**Form Review**

**Inbox**

Brian Hagen

Form Started By: Katie Schmidt

Final Approval Date: 08/03/2023

**Reviewed By**

Brian Hagen

**Date**

08/03/2023 08:05 AM

Started On: 08/01/2023 10:12 AM

Row #		<u><i>Tentative City Council Future Work Session Topics</i></u>	
	Proposed Date	Topic	Minutes (Estimate)
	<b>2023</b>		
	August 22	Preliminary Budget	90
	August 22	Discuss THC Moratorium	20
	Sept 12	Preliminary Budget	90
	October 24	Final Budget	60
	TBD	Continue Policy Project Discussion – continue Park Policy discussion – Riverblood	30
	TBD	Happy Days Program Update/25th Anniversary	20
	TBD	Draft Trail Maintenance Policy – Riverblood	30
	TBD	Draft Stormwater Pond Maintenance Policy – Westby	30
	TBD	Review procedure/policy/best practice for introduction of resolutions/proclamations – Staff	20
	TBD	Discuss Council and B/C Remote Meetings Policy - Staff	15