


**CITY OF RAMSEY
FINANCIAL STATEMENT**



JANUARY 1, 2023 THROUGH PERIOD ENDING: November 30, 2023

**GENERAL FUND EXPENDITURES
- BY DEPARTMENT -**

Dept	2023 BUDGET	2023 YTD GENERAL LEDGER
Admin (incld elections, legal & newsletter)	1,212,108.00	1,037,879.77
Building Inspections	721,415.00	624,330.46
Council/Commissions (incld charter, council contingen	258,433.00	105,528.90
Data Processing	818,662.00	764,831.79
Engineering	554,975.00	823,341.60
Finance (incld assessing)	516,910.00	584,187.33
Fire (incld Civil Defense)	1,805,110.00	1,672,388.10
Gen Govt Buildings	667,254.00	480,744.75
Parks	1,661,536.00	1,439,055.73
Planning & Zoning	854,650.00	752,494.84
Police (incld animal control & comm orient)	5,527,998.00	4,444,382.37
Streets (incld traffic eng & snow/ice)	2,456,102.00	2,752,527.68
Grand Total	17,055,153.00	15,481,693.32

**GENERAL FUND EXPENDITURES
- BY CATEGORY -**

Category	2023 BUDGET	2023 YTD GENERAL LEDGER
Capital Outlay	1,074,183.00	854,009.09
Other Services & Charges	2,939,067.00	3,290,713.21
Personal Services	11,609,269.00	10,234,591.73
Supplies	1,326,261.00	1,101,780.77
Transfers out	106,373.00	-
Grand Total	17,055,153.00	15,481,094.80

**GENERAL FUND REVENUES
- BY CATEGORY -**

Category	2023 BUDGET	2023 YTD GENERAL LEDGER
Taxes	13,088,820.00	6,888,400.02
Charges for Services	622,300.00	970,952.62
Business Licenses/Permits	75,400.00	75,136.73
Fines and Forfeits	50,000.00	35,084.35
Federal Intergovernmental	9,200.00	70,054.68
State Intergovernmental	687,500.00	771,203.51
Interest	25,000.00	-
Miscellaneous	15,750.00	27,584.38
Non-Business Licenses/Permits	624,000.00	960,529.80
Transfers in	1,857,183.00	-
Grand Total	17,055,153.00	9,798,946.09

This report reflects year to date revenue and expenditures as compared to annual budget.

It does not reflect fund balance.

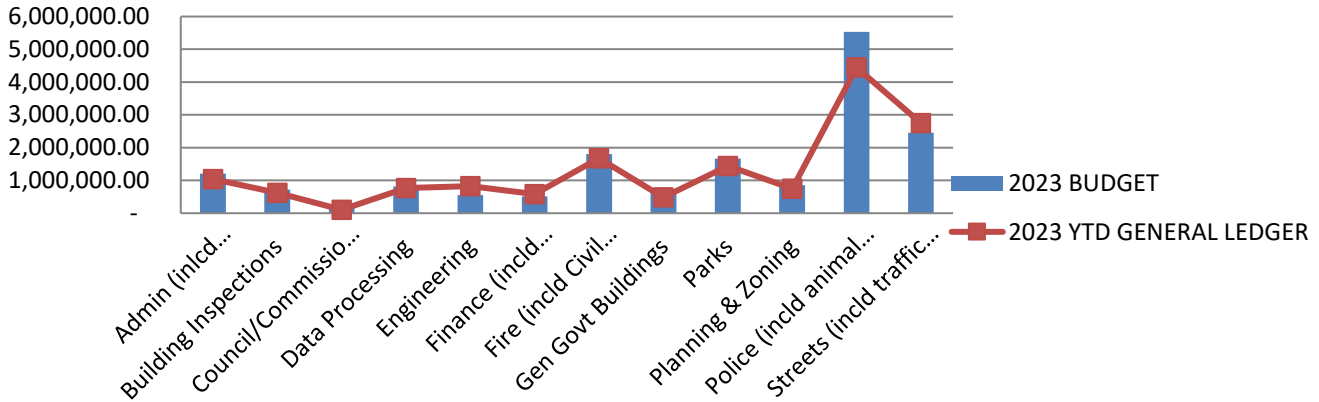
PREPARED BY: FINANCE DEPARTMENT

CITY OF RAMSEY FINANCIAL STATEMENT

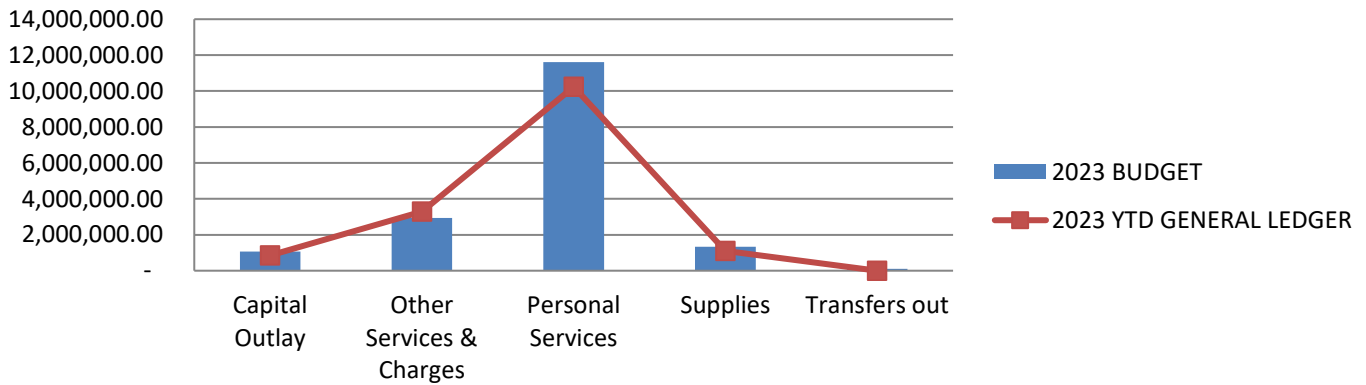


JANUARY 1, 2023 THROUGH PERIOD ENDING: November 30, 2023

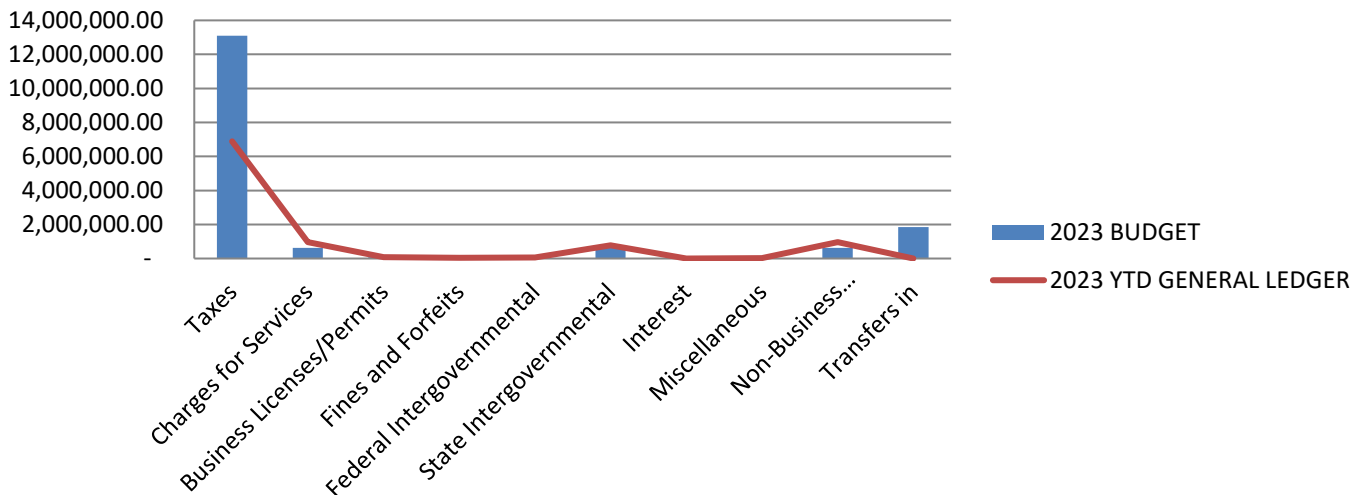
GENERAL FUND EXPENDITURES - BY DEPARTMENT



GENERAL FUND EXPENDITURES - BY CATEGORY



GENERAL FUND REVENUES



This report reflects year to date revenue and expenditures as compared to annual budget. It does not reflect fund balance.

PREPARED BY: FINANCE DEPARTMENT