

221-105


Contractor's Application for Payment

Owner:	<u>City of Ramsey</u>	Owner's Project No.:	<u>23-20</u>
Engineer:	<u>Bolton & Menk, Inc.</u>	Engineer's Project No.:	<u>OR1.130893</u>
Contractor:	<u>Enebak Construction Company</u>	Agency's Project No.:	
Project:	<u>The COR Grading Improvements</u>		
Contract:			
Application No.:	<u>6</u>	Application Date:	<u>6/4/2024</u>
Application Period:	From <u>2/1/2024</u>	to	<u>5/31/2024</u>

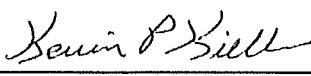

1. Original Contract Price	\$	4,197,240.34
2. Net change by Change Orders	\$	56,955.69
3. Current Contract Price (Line 1 + Line 2)	\$	4,254,196.03
4. Total Work completed and materials stored to date (Sum of Column G Lump Sum Total and Column J Unit Price Total)	\$	4,226,106.51
5. Retainage		
a. <u>5%</u> X \$ <u>4,226,106.51</u> Work Completed	\$	211,305.33
b. _____ X \$ _____ Stored Materials	\$	-
c. Total Retainage (Line 5.a + Line 5.b)	\$	211,305.33
6. Amount eligible to date (Line 4 - Line 5.c)	\$	4,014,801.18
7. Less previous payments	\$	3,961,207.62
8. Amount due this application	\$	53,593.56
9. Balance to finish, including retainage (Line 3 - Line 4)	\$	28,089.52

Contractor's Certification
The undersigned Contractor certifies, to the best of its knowledge, the following:
(1) All previous progress payments received from Owner on account of Work done under the Contract have been applied on account to discharge Contractor's legitimate obligations incurred in connection with the Work covered by prior Applications for Payment;
(2) Title to all Work, materials and equipment incorporated in said Work, or otherwise listed in or covered by this Application for Payment, will pass to Owner at time of payment free and clear of all liens, security interests, and encumbrances (except such as are covered by a bond acceptable to Owner indemnifying Owner against any such liens, security interest, or encumbrances); and
(3) All the Work covered by this Application for Payment is in accordance with the Contract Documents and is not defective.

Contractor: Enebak Construction Company: 16972 Brandtjen Farm Drive, Lakeville, MN 55044

Signature:  Date: 6-13-24

Name: Tim Malecha Title: Project Manager

Recommended by Engineer	Approved by Owner
By: <u></u>	By: <u></u>
Name: <u>Kevin Kielb</u>	Name: <u>Bruce Westby</u>
Title: <u>Principal Engineer</u>	Title: <u>City Engineer / Public Works Dir.</u>
Date: <u>6/4/2024</u>	Date: <u>6/13/2024</u>

Progress Estimate - Unit Price Work

City of Ramsey
 Bottom & Meek, Inc.
 Enebak Construction Company
 The CDR Grading Improvements

Contractor's Application for Payment
 Owner's Project No.: 23-20
 Engineer's Project No.: 0811.130893
 Contractor's Project No.:
 Agency's Project No.:

Bid Item No.	Description	Contract Information		Application Period: From 02/01/24 to 05/31/24		Application Dates: 06/04/24		G	H	I	J	K	L
		C	D	E	F	F1	F2						
		Item Quantity	Units	Unit Price (\$)	Value of Bid Item (C X E) (\$)	Quantity Previous Estimate	Value Previous Estimate	Estimated Quantity Incorporated in the Work	Value of Work Completed to Date (EX G) (\$)	Materials Currently Stored (not in G) (\$)	Work Completed and Materials Stored to Date (H+I) (\$)	% of Value of Item (J/F) (%)	Balance to Finish (F-I) (\$)
1	MOBILIZATION	1.00	LUMP SUM	84,337.50	84,337.50	1.00	84,337.50	1.00	84,337.50	-	84,337.50	100%	-
2	REMOVE MANHOLE OR CATCH BASIN (STORM)	10.00	EACH	1,428.01	14,280.10	10.00	14,280.10	10.00	14,280.10	-	14,280.10	100%	-
3	REMOVE SHEET PILING AND CONCRETE END CAP	1.00	EACH	1,022.95	1,022.95	1.00	1,022.95	1.00	1,022.95	-	1,022.95	100%	-
4	REMOVE MANHOLE (SANITARY)	4.00	EACH	2,194.87	8,779.48	4.00	8,779.48	4.00	8,779.48	-	8,779.48	100%	-
5	REMOVE GATE VALVE & BOX	1.00	EACH	426.12	426.12	1.00	426.12	1.00	426.12	-	426.12	100%	-
6	REMOVE HYDRANT	2.00	EACH	426.12	852.24	2.00	852.24	2.00	852.24	-	852.24	100%	-
7	REMOVE STORM PIPE	1,235.00	LIN FT	39.48	48,757.80	1,235.00	48,757.80	1,235.00	48,757.80	-	48,757.80	100%	-
8	REMOVE SANITARY PIPE	532.00	LIN FT	18.81	10,006.92	532.00	10,006.92	532.00	10,006.92	-	10,006.92	100%	-
9	REMOVE WATERMAIN	659.00	LIN FT	13.71	9,094.89	650.00	8,911.50	650.00	8,911.50	-	8,911.50	99%	123.39
10	REMOVE AND REPLACE CURB & GUTTER	25.00	LIN FT	3,023.75	75,593.75	-	-	-	-	-	-	-	3,023.75
11	SAW CUT BITUMINOUS PAVEMENT (FULL DEPTH)	48.00	LIN FT	3.00	144.00	48.00	144.00	48.00	144.00	-	144.00	100%	-
12	REMOVE BITUMINOUS PAVEMENT	2,440.00	SQ YD	2.50	6,100.00	2,440.00	6,100.00	2,440.00	6,100.00	-	6,100.00	100%	-
13	BITUMINOUS PATCH SPECIAL	30.00	SQ YD	138.82	4,164.60	-	-	64.00	8,884.48	-	8,884.48	213%	(4,719.88)
14	SALVAGE & REINSTALL RIPRAP	100.00	CU YD	87.12	8,712.00	30.00	2,613.60	30.00	2,613.60	-	2,613.60	30%	6,098.40
15	EXCAVATION - COMMON (EV)	366,900.00	CU YD	1.47	539,343.00	357,845.00	526,032.15	357,845.00	526,032.15	-	526,032.15	98%	13,310.85
16	EXCAVATION - SUBGRADE (EV)	5,550.00	CU YD	1.47	8,158.50	-	-	-	-	-	-	-	8,158.50
17	COMMON EMBANKMENT (CV)	284,250.00	CU YD	0.01	2,842.50	262,316.00	2,623.16	262,316.00	2,623.16	-	2,623.16	92%	219.34
18	DEWATERING	1.00	LUMP SUM	500,000.00	500,000.00	1.00	500,000.00	1.00	500,000.00	-	500,000.00	100%	-
19	EXCAVATION SPECIAL (EV)	180,920.00	CU YD	1.47	266,552.40	189,142.00	278,038.74	189,142.00	278,038.74	-	278,038.74	118%	(41,486.34)
20	EMBANKMENT SPECIAL (CV)	146,310.00	CU YD	0.01	1,463.10	174,532.00	1,745.32	174,532.00	1,745.32	-	1,745.32	119%	(28.22)
21	CLAY LINER (CV) (P)	26,100.00	CU YD	35.47	925,767.00	26,303.00	932,967.41	26,303.00	932,967.41	-	932,967.41	106%	(54,730.21)
22	STOCKPILE EXCESS TOPSOIL (SV)	10,070.00	CU YD	0.01	104.70	10,470.00	104.70	10,470.00	104.70	-	104.70	100%	-
23	STREET SWEEPER (WITH PICKUP BROOM)	25.00	HOUR	165.00	4,125.00	136.50	22,522.50	136.50	22,522.50	-	22,522.50	546%	(18,397.50)
24	SKID LOADER	2.00	HOUR	203.00	406.00	42.00	8,526.00	42.00	8,526.00	-	8,526.00	84%	1,624.00
25	15" CMP APRON	2.00	EACH	453.21	906.42	-	-	-	-	-	-	-	906.42
26	15" RC PIPE APRON	2.00	EACH	2,016.77	4,033.54	2.00	4,033.54	2.00	4,033.54	-	4,033.54	100%	-
27	21" RC PIPE APRON	2.00	EACH	2,707.74	5,415.48	-	-	-	-	-	-	-	5,415.48
28	24" RC PIPE APRON	1.00	EACH	5,723.94	5,723.94	-	-	-	-	-	-	-	5,723.94
29	30" RC PIPE APRON	1.00	EACH	3,921.84	3,921.84	1.00	3,921.84	1.00	3,921.84	-	3,921.84	100%	-
30	36" RC PIPE APRON	1.00	EACH	5,312.46	5,312.46	-	-	-	-	-	-	-	5,312.46
31	TRENCHLESS STORM SEWER	136.00	LIN FT	1,731.76	235,519.36	136.00	235,519.36	136.00	235,519.36	-	235,519.36	100%	-
32	8" CONCRETE HEADWALL	3.00	EACH	19,173.00	57,519.00	3.00	57,519.00	3.00	57,519.00	-	57,519.00	100%	-
33	15" CMP	100.00	LIN FT	35.75	3,575.00	-	-	-	-	-	-	-	3,575.00
34	15" RC PIPE SEWER CLASS V	217.00	LIN FT	52.80	11,457.60	217.00	11,457.60	217.00	11,457.60	-	11,457.60	100%	-
35	21" RC PIPE SEWER CLASS IV	47.00	LIN FT	65.36	3,072.92	47.00	3,072.92	47.00	3,072.92	-	3,072.92	100%	-
36	24" RC PIPE SEWER CLASS III	448.00	LIN FT	72.39	32,490.72	448.00	32,490.72	448.00	32,490.72	-	32,490.72	100%	-
37	30" RC PIPE SEWER CLASS IV	417.00	LIN FT	122.33	51,011.61	417.00	51,011.61	417.00	51,011.61	-	51,011.61	100%	-
38	36" RC PIPE SEWER CLASS III	122.00	LIN FT	141.50	17,263.00	13.00	1,859.50	13.00	1,859.50	-	1,859.50	11%	15,403.50
39	48" RC PIPE SEWER CLASS III	1,715.00	LIN FT	245.81	421,564.15	1,715.00	421,564.15	1,715.00	421,564.15	-	421,564.15	100%	-
40	CONNECT TO EXISTING STORM SEWER	7.00	EACH	3,057.85	21,404.95	6.00	18,347.58	6.00	18,347.58	-	18,347.58	86%	3,057.37
41	6" DIP WATERMAIN CL 53	32.00	LIN FT	64.17	2,053.44	32.00	2,053.44	32.00	2,053.44	-	2,053.44	100%	-
42	8" DIP WATERMAIN CL 52	120.00	LIN FT	61.05	7,326.00	120.00	7,326.00	120.00	7,326.00	-	7,326.00	100%	-

Progress Estimate - Unit Price Work

Owner: City of Ramsey
 Engineer: Bolton & Menk, Inc.
 Contractor: Enebak Construction Company
 Project: The COR Grading Improvements
 Contract:

Contractor's Application for Payment

Owner's Project No.: 23-20
 Engineer's Project No.: DR1130833
 Contractor's Project No.:
 Agency's Project No.:

Bid Item No.	Description	C		D		E		F		G		H	I	J	K	L	
		Item Quantity	Units	Unit Price (\$)	Value of Bid Item (C X E)	Quantity Previous Estimate	Value Previous Estimate	Estimated Quantity Incorporated in the Work	Value of Work Completed to Date (E X G)	Materials Currently Stored (net in G)	Work Completed and Materials Stored to Date (H + I)						% of Value of Item (J / F)
43	12" DIP WATERMAIN CL 52	620.00	LIN FT	87.16	54,039.20	620.00	54,039.20	620.00	54,039.20	620.00	54,039.20	54,039.20	54,039.20	54,039.20	100%	-	
44	6" GATE VALVE AND BOX	2.00	EACH	2,224.94	4,449.88	2.00	4,449.88	2.00	4,449.88	2.00	4,449.88	4,449.88	4,449.88	4,449.88	100%	-	
45	8" GATE VALVE AND BOX	2.00	EACH	3,041.71	6,083.42	2.00	6,083.42	2.00	6,083.42	2.00	6,083.42	6,083.42	6,083.42	6,083.42	100%	-	
46	12" GATE VALVE AND BOX	3.00	EACH	5,315.48	15,946.44	3.00	15,946.44	3.00	15,946.44	3.00	15,946.44	15,946.44	15,946.44	15,946.44	100%	-	
47	HYDRANT	2.00	EACH	5,844.34	11,688.68	2.00	11,688.68	2.00	11,688.68	2.00	11,688.68	11,688.68	11,688.68	11,688.68	100%	-	
48	WATERMAIN FITTINGS	1,700.00	LBS	14.36	24,412.00	1,700.00	24,412.00	1,700.00	24,412.00	1,700.00	24,412.00	24,412.00	24,412.00	24,412.00	100%	-	
49	CONNECT TO EXISTING WATER MAIN	3.00	EACH	1,747.39	5,242.17	3.00	5,242.17	3.00	5,242.17	3.00	5,242.17	5,242.17	5,242.17	5,242.17	100%	-	
50	CONNECT TO EXISTING SANITARY SEWER	2.00	EACH	4,368.47	8,736.94	2.00	8,736.94	2.00	8,736.94	2.00	8,736.94	8,736.94	8,736.94	8,736.94	100%	-	
51	CLEAN & VIDEO TAPE PIPE SEWER	740.00	LIN FT	4.03	2,982.20	740.00	2,982.20	740.00	2,982.20	740.00	2,982.20	2,982.20	2,982.20	2,982.20	100%	-	
52	8" PVC PIPE SEWER	170.00	LIN FT	32.12	5,460.40	170.00	5,460.40	170.00	5,460.40	170.00	5,460.40	5,460.40	5,460.40	5,460.40	100%	-	
53	18" PVC PIPE SEWER	570.00	LIN FT	66.64	37,984.80	570.00	37,984.80	570.00	37,984.80	570.00	37,984.80	37,984.80	37,984.80	37,984.80	100%	-	
54	4" INSULATION	20.00	SQ YD	75.45	1,509.00	20.00	1,509.00	20.00	1,509.00	20.00	1,509.00	1,509.00	1,509.00	1,509.00	100%	-	
55	CONSTRUCT SANITARY SEWER MANHOLE	46.50	LIN FT	409.90	19,060.35	46.50	19,060.35	46.50	19,060.35	46.50	19,060.35	19,060.35	19,060.35	19,060.35	100%	-	
56	CONSTRUCT DRAINAGE STRUCTURE DES 48-4020	19.50	LIN FT	481.25	9,384.38	19.50	9,384.38	19.50	9,384.38	19.50	9,384.38	9,384.38	9,384.38	9,384.38	100%	-	
57	CONSTRUCT DRAINAGE STRUCTURE DES 60-4020	11.20	LIN FT	864.88	9,686.77	11.20	9,686.77	11.20	9,686.77	11.20	9,686.77	9,686.77	9,686.77	9,686.77	100%	-	
58	CONSTRUCT DRAINAGE STRUCTURE DES 72-4020	31.00	LIN FT	848.50	26,303.50	31.00	26,303.50	31.00	26,303.50	31.00	26,303.50	26,303.50	26,303.50	26,303.50	100%	-	
59	CONSTRUCT DRAINAGE STRUCTURE DES 84-4020	17.80	LIN FT	1,252.62	22,421.90	17.80	22,421.90	17.80	22,421.90	17.80	22,421.90	22,421.90	22,421.90	22,421.90	101%	(125.26)	
60	CONSTRUCT DRAINAGE STRUCTURE DES 108-4020	12.40	LIN FT	2,138.96	26,523.10	12.40	26,523.10	12.40	26,523.10	12.40	26,523.10	26,523.10	26,523.10	26,523.10	100%	-	
61	CONSTRUCT DRAINAGE STRUCTURE DESIGN 84-4022	15.30	LIN FT	1,363.21	20,857.10	15.30	20,857.10	15.30	20,857.10	15.30	20,857.10	20,857.10	20,857.10	20,857.10	100%	-	
62	CONSTRUCT DRAINAGE STRUCTURE DESIGN 84-4022	12.40	LIN FT	628.38	7,791.91	12.40	7,791.91	12.40	7,791.91	12.40	7,791.91	7,791.91	7,791.91	7,791.91	100%	-	
63	CONSTRUCT DRAINAGE STRUCTURE DESIGN 84-4022	15.30	LIN FT	1,363.21	20,857.10	15.30	20,857.10	15.30	20,857.10	15.30	20,857.10	20,857.10	20,857.10	20,857.10	100%	-	
64	CONSTRUCT DRAINAGE STRUCTURE DESIGN SPECIAL (SPUTTER STRUCTURE 7)	1.00	EACH	9,003.19	9,003.19	1.00	9,003.19	1.00	9,003.19	1.00	9,003.19	9,003.19	9,003.19	9,003.19	100%	-	
65	CONSTRUCT DRAINAGE STRUCTURE DESIGN SPECIAL (SPUTTER STRUCTURE 7)	1.00	EACH	86,978.28	86,978.28	1.00	86,978.28	1.00	86,978.28	1.00	86,978.28	86,978.28	86,978.28	86,978.28	100%	-	
66	CONSTRUCT DRAINAGE STRUCTURE DESIGN SPECIAL (SPUTTER STRUCTURE 7)	1.00	EACH	98,761.35	98,761.35	1.00	98,761.35	1.00	98,761.35	1.00	98,761.35	98,761.35	98,761.35	98,761.35	100%	-	
67	CASTING ASSEMBLY, STORM	15.00	EACH	467.09	7,006.35	15.00	7,006.35	15.00	7,006.35	15.00	7,006.35	7,006.35	7,006.35	7,006.35	80%	1,401.27	
68	ADJUST FRAME & RING CASTING	4.00	EACH	428.52	1,714.08	4.00	1,714.08	4.00	1,714.08	4.00	1,714.08	1,714.08	1,714.08	1,714.08	100%	-	
69	RANDOM RIPRAP CLASS III	10.00	EACH	603.18	6,031.80	10.00	6,031.80	10.00	6,031.80	10.00	6,031.80	6,031.80	6,031.80	6,031.80	100%	-	
70	TRAFFIC CONTROL	85.00	CU YD	143.00	12,155.00	271.09	38,765.87	271.09	38,765.87	271.09	38,765.87	38,765.87	38,765.87	38,765.87	319%	(26,610.87)	
71	F&I PERMANENT TYPE III BARRICADES	1.00	LUMP SUM	5,000.00	5,000.00	1.00	5,000.00	1.00	5,000.00	1.00	5,000.00	5,000.00	5,000.00	5,000.00	100%	-	
72	EROSION CONTROL SUPERVISOR	2.00	EACH	450.00	900.00	2.00	900.00	2.00	900.00	2.00	900.00	900.00	900.00	900.00	100%	-	
73	STABILIZED CONSTRUCTION EXIT	1.00	LUMP SUM	0.01	0.01	1.00	0.01	1.00	0.01	1.00	0.01	0.01	0.01	0.01	100%	-	
74	STORM DRAIN INLET PROTECTION	48.00	EACH	412.65	19,877.20	48.00	19,877.20	48.00	19,877.20	48.00	19,877.20	19,877.20	19,877.20	19,877.20	100%	-	
75	SILT FENCE, TYPE MS	9,130.00	LIN FT	1.80	16,434.00	9,130.00	16,434.00	9,130.00	16,434.00	9,130.00	16,434.00	16,434.00	16,434.00	16,434.00	62%	6,292.00	
76	TEMPORARY STABILIZATION	50.00	ACRE	650.00	32,500.00	8.00	5,200.00	8.00	5,200.00	8.00	5,200.00	5,200.00	5,200.00	5,200.00	16%	27,300.00	
77	TOPSOIL PLACEMENT (CV)	39,400.00	CU YD	1.88	72,102.00	39,400.00	72,102.00	39,400.00	72,102.00	39,400.00	72,102.00	72,102.00	72,102.00	72,102.00	100%	-	
78	ROLLED EROSION PREVENTION CATEGORY 20	15,500.00	SQ YD	1.54	23,870.00	2,000.00	3,080.00	2,000.00	3,080.00	2,000.00	3,080.00	3,080.00	3,080.00	3,080.00	13%	20,790.00	
79	SEED MIXTURE 25-141	3,700.00	POUND	4.28	15,856.00	2,697.00	11,543.16	2,697.00	11,543.16	2,697.00	11,543.16	11,543.16	11,543.16	11,543.16	73%	4,292.84	
80	SEED MIXTURE 34-263	70.00	POUND	62.90	4,403.00	14.00	880.60	14.00	880.60	14.00	880.60	880.60	880.60	880.60	20%	3,522.40	
81	SEED MIXTURE 38-631	70.00	POUND	43.42	3,039.40	-	-	-	-	-	-	-	-	-	-	3,039.40	
82	HYDRAULIC MULCH MATRIX	117,300.00	POUND	0.90	105,570.00	117,300.00	105,570.00	117,300.00	105,570.00	117,300.00	105,570.00	105,570.00	105,570.00	105,570.00	100%	-	
83	SEED MIXTURE NATIVE GRASS - CUSTOM	60.00	POUND	13.20	792.00	12.00	158.40	12.00	158.40	12.00	158.40	158.40	158.40	158.40	20%	633.60	
84	WATER FOR DUST CONTROL	2,000.00	M GAL	9.38	18,760.00	1,680.69	15,764.90	1,680.69	15,764.90	1,680.69	15,764.90	15,764.90	15,764.90	15,764.90	84%	2,995.10	
										Original Contract Totals		\$	4,119,643.22	\$	4,176,057.50	\$	21,182.84

Progress Estimate - Unit Price Work

Owner: City of Ramsey
 Engineer: Bolton & Menk, Inc.
 Contractor: Enebak Construction Company
 Project: The CDR Grading Improvements
 Contract:

Contractor's Application for Payment

Owner's Project No.: 23-20
 Engineer's Project No.: OR1.130893
 Contractor's Project No.:
 Agency's Project No.:

Application No. 6		Application Period: From 02/01/24 to 05/31/24		Application Date: 06/04/24											
Bid Item No.	Description	Contract Information				F1	F2	G	H	I	J	K	L		
		C	D	E	F										
		Item	Quantity	Units	Unit Price (\$)	Value of Bid Item (C X E) (\$)	Quantity Previous Estimate	Value Previous Estimate	Estimated Quantity Incorporated in the Work	Value of Work Completed to Date (E X G) (\$)	Materials Currently Stored (not in G) (\$)	Work Completed and Materials Stored to Date (H + I) (\$)	% of Value of Item (J / F) (%)	Balance to Finish (F - J) (\$)	
CHANGE ORDER NO. 1															
CO-1.1	15" BULKHEAD		3.00	EACH	1,000.00	3,000.00	3.00	3,000.00	3.00	3,000.00		3,000.00	100%	-	
CO-1.2	24" BULKHEAD		1.00	EACH	1,500.00	1,500.00	-	-	-	-		-	-	1,500.00	
CO-1.3	36" BULKHEAD		2.00	BACH	2,000.00	4,000.00	1.00	2,000.00	1.00	2,000.00		2,000.00	50%	2,000.00	
CO-1.4	6' DIA STRUCTURE (BA)		1.00	LS	7,757.38	7,757.38	1.00	7,757.38	1.00	7,757.38		7,757.38	100%	-	
CO-1.5	6' DIA STRUCTURE (DA)		1.00	LS	9,820.02	9,820.02	1.00	9,820.02	1.00	9,820.02		9,820.02	100%	-	
CO-1.6	UPSIZE MANHOLE 19 FROM 60" TO 72"		1.00	LS	2,057.94	2,057.94	1.00	2,057.94	1.00	2,057.94		2,057.94	100%	-	
CO-1.7	UPSIZE MANHOLE 11 FROM 72" TO 84"		1.00	LS	3,640.73	3,640.73	1.00	3,640.73	1.00	3,640.73		3,640.73	100%	-	
CO-1.8	UPSIZE MANHOLE 10 FROM 72" TO 84"		1.00	LS	4,723.08	4,723.08	1.00	4,723.08	1.00	4,723.08		4,723.08	100%	-	
CO-1.9	UPSIZE MANHOLE 9 FROM 84" TO 96"		1.00	LS	3,217.83	3,217.83	1.00	3,217.83	1.00	3,217.83		3,217.83	100%	-	
CHANGE ORDER NO. 2															
CO-2.1	SAWCUT BITUMINOUS PAVEMENT		50.00	LIN FT	3.00	150.00	45.00	135.00	45.00	135.00		135.00	90%	15.00	
CO-2.2	REMOVE BITUMINOUS PAVEMENT		70.00	SQ YD	2.50	175.00	46.00	115.00	46.00	115.00		115.00	66%	60.00	
CO-2.3	BITUMINOUS PATCH SPECIAL		70.00	SQ YD	138.82	9,717.40	46.00	6,385.72	46.00	6,385.72		6,385.72	66%	3,331.68	
CO-2.4	30" RCP STORM SEWER CLASS IV		47.00	LIN FT	122.33	5,749.51	47.00	5,749.51	47.00	5,749.51		5,749.51	100%	-	
CO-2.5	MODIFY STORM STRUCTURE NO. 6 (REALIGNMENT)		1.00	LS	5,000.00	5,000.00	1.00	5,000.00	1.00	5,000.00		5,000.00	100%	-	
CO-2.6	REMOVE STORM PIPE		(90.00)	LF	39.48	(3,553.20)	(90.00)	(3,553.20)	(90.00)	(3,553.20)		(3,553.20)	100%	-	
		Change Order Totals			\$	56,855.69	\$	50,049.01	\$	50,049.01	\$	50,049.01	88%	\$	6,906.68
Original Contract and Change Orders															
		Project Totals			\$	4,254,156.03	\$	4,159,692.23	\$	4,226,106.51	\$	4,226,106.51	99%	\$	28,089.52