

**CITY OF RAMSEY
FINANCIAL STATEMENT**



JANUARY 1, 2024 THROUGH PERIOD ENDING: May 31, 2024

**GENERAL FUND EXPENDITURES
- BY DEPARTMENT -**

Dept	2024 BUDGET	2024 YTD GENERAL LEDGER
Admin (incld elections, legal & newsletter)	1,323,376.00	540,186.43
Building Inspections	708,859.00	318,925.09
Council/Commissions (incld charter, council contingen	257,656.00	62,956.96
Data Processing	1,063,589.00	346,515.20
Engineering	680,214.00	532,176.31
Finance (incld assessing)	573,666.00	251,521.58
Fire (incld Civil Defense)	2,267,402.00	633,587.06
Gen Govt Buildings	968,079.00	289,863.21
Parks	2,277,155.00	1,014,096.87
Planning & Zoning	974,899.00	409,461.25
Police (incld animal control & comm orient)	6,090,287.00	2,766,848.11
Streets (incld traffic eng & snow/ice)	3,614,586.00	1,545,133.57
Grand Total	20,799,768.00	8,711,271.64

**GENERAL FUND EXPENDITURES
- BY CATEGORY -**

Category	2024 BUDGET	2024 YTD GENERAL LEDGER
Capital Outlay	2,897,463.00	1,507,210.86
Other Services & Charges	3,322,185.00	997,419.28
Personal Services	12,902,070.00	5,579,907.14
Supplies	1,571,677.00	626,734.36
Transfers out	106,373.00	-
Grand Total	20,799,768.00	8,711,271.64

**GENERAL FUND REVENUES
- BY CATEGORY -**

Category	2024 BUDGET	2024 YTD GENERAL LEDGER
Taxes	14,905,220.00	-
Charges for Services	686,800.00	423,266.58
Business Licenses/Permits	73,900.00	78,098.46
Fines and Forfeits	48,000.00	17,285.58
Federal Intergovernmental	1,500.00	-
State Intergovernmental	732,500.00	128,538.12
Interest	50,000.00	-
Miscellaneous	16,830.00	33,647.78
Non-Business Licenses/Permits	848,000.00	506,498.62
Transfers in	3,437,018.00	-
Grand Total	20,799,768.00	1,187,335.14

This report reflects year to date revenue and expenditures as compared to annual budget.
It does not reflect fund balance.

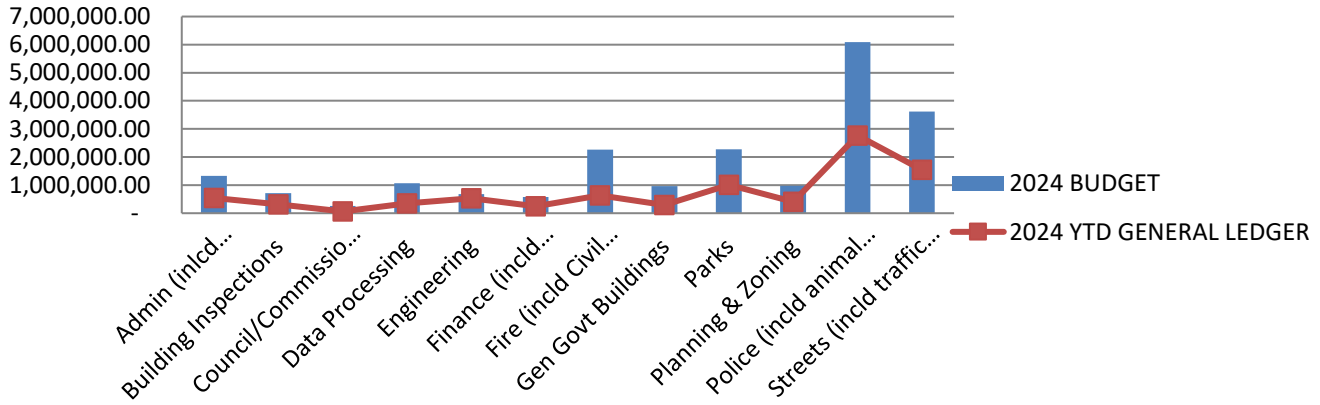
PREPARED BY: FINANCE DEPARTMENT

CITY OF RAMSEY FINANCIAL STATEMENT

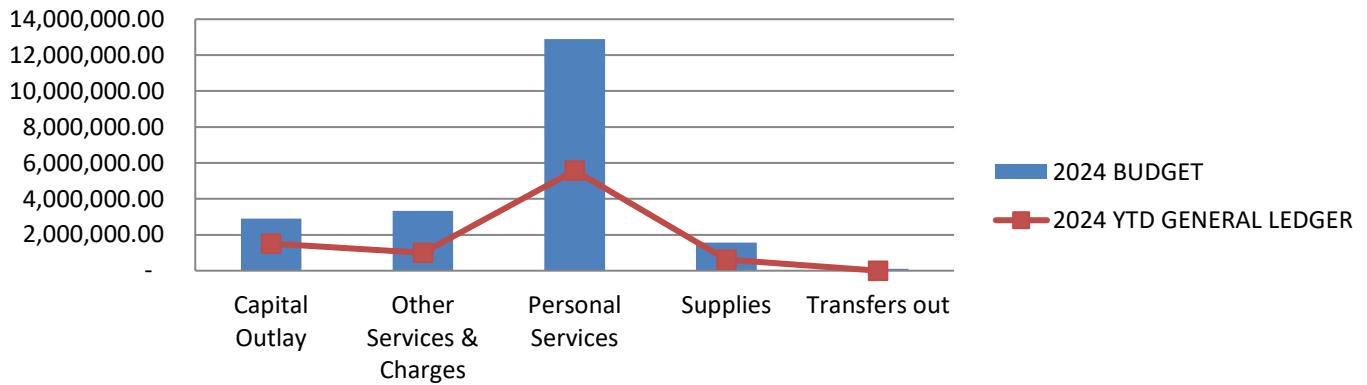


JANUARY 1, 2024 THROUGH PERIOD ENDING: May 31, 2024

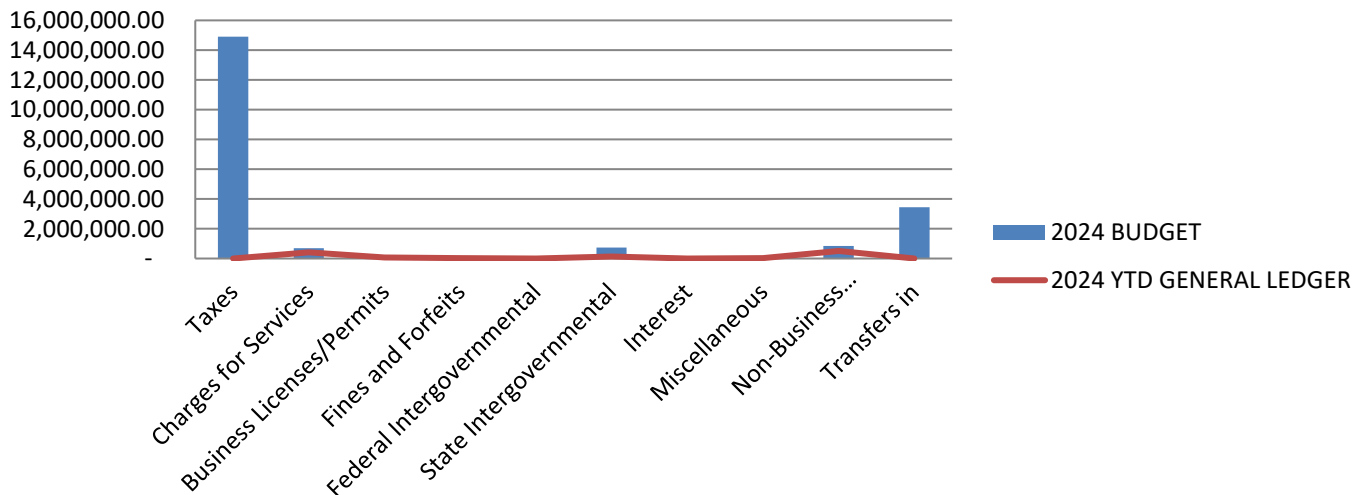
GENERAL FUND EXPENDITURES - BY DEPARTMENT



GENERAL FUND EXPENDITURES - BY CATEGORY



GENERAL FUND REVENUES



This report reflects year to date revenue and expenditures as compared to annual budget. It does not reflect fund balance.

PREPARED BY: FINANCE DEPARTMENT