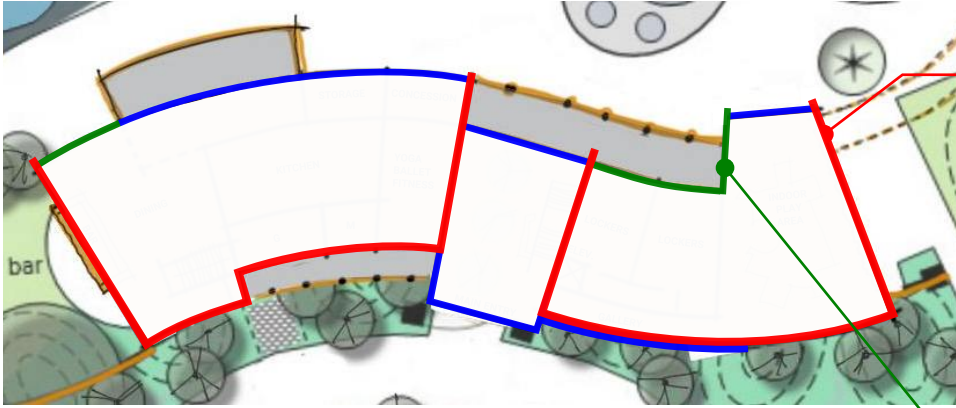




Ramsey Waterfront Community Building
 Floor Plan – Ground Floor



Ramsey Waterfront Community Building
 Floor Plan - Second Level



Ground Floor - Exterior Wall Type Key
Floor to Floor Height: 15'

Stone Finish Insulated Wall System

- Stone Veneer
- Rigid Insulation
- Exterior Sheathing
- Wall Framing w/Batt Insulation
- Interior Sheathing

Approximate Material Take-Offs

Level 1: 8,900 SF
Level 2: 4,300 SF
TOTAL: 13,200 SF

Insulated Plaster Wall System

- Exterior Plaster with Integral Color
- Rigid Insulation
- Exterior Sheathing
- Wall Framing w/Batt Insulation
- Interior Sheathing

Approximate Material Take-Offs

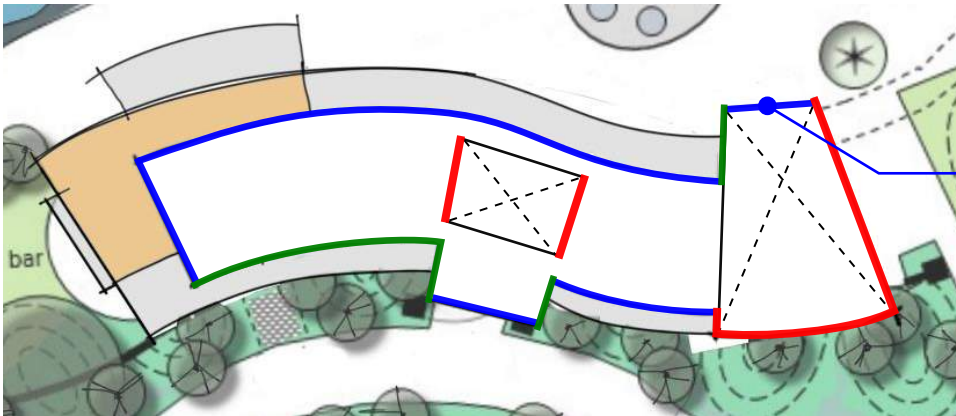
Level 1: 1,900 SF
Level 2: 3,200 SF
TOTAL: 5,100 SF

Timber Curtain Wall System


- Low-e Insulated Glazing Units
- Thermally broken framing

Approximate Material Take-Offs


Level 1: 4,800 SF
Level 2: 7,100 SF
TOTAL: 11,900 SF



Second Floor - Exterior Wall Type Key
Floor to Roof Height: 17'



3D View - Looking Southwest



3D View - Looking Northeast

Exterior/Interior Stone Finish




Exterior Plaster Finish

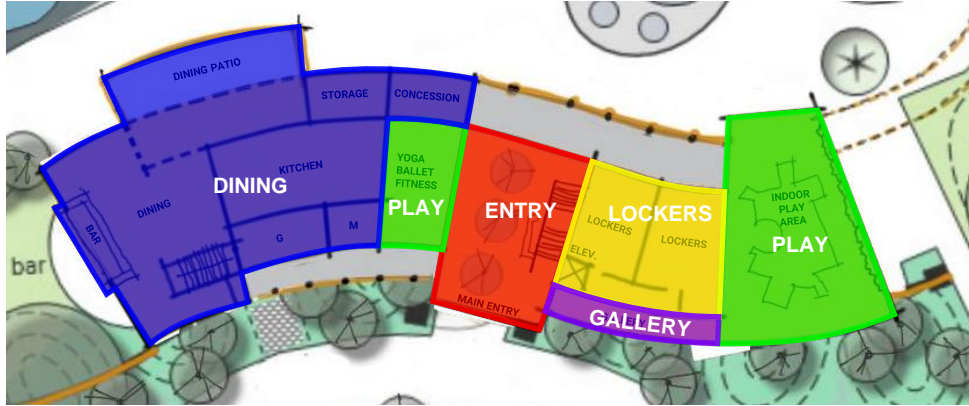


Timber Curtain Wall

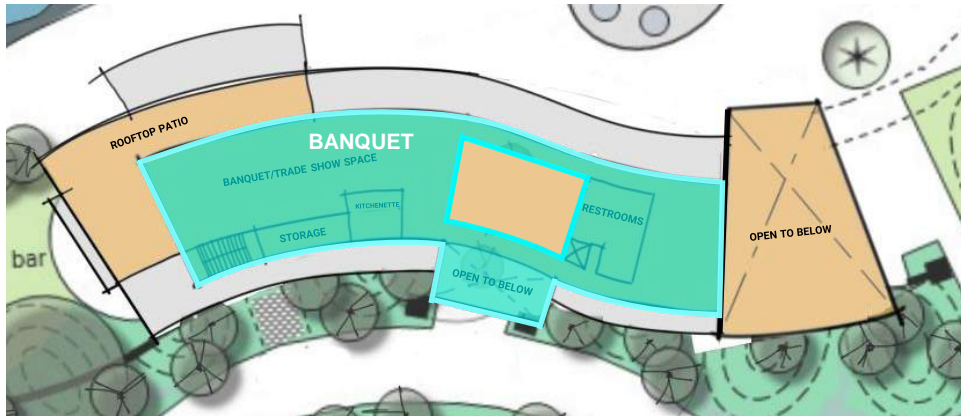


Heavy Timber Construction





Ground Floor - Room Type Categories



Second Floor - Room Type Categories

Interior Finishes by Room Type Category:

Dining Areas

- Upscale pub finishes, exposed timber structure and ceiling
- Kitchen areas: washable wall/ceiling surfaces

Play Areas (Yoga/Indoor Play Area)

- Durable finishes with rubberized flooring
- Sound insulation on the walls; acoustic ceiling tiles
- Indoor play area: ~75 linear feet of climbing wall + indoor play structure

Entry

- Interior stone veneer on walls to match exterior facades
- Expansive curtain wall with low-E glass
- Exposed timber structure and ceiling

Lockers

- Resilient/utilitarian finishes
- Expansive curtain wall with low-E glass
- Exposed timber structure and ceiling

Lockers

- Painted gypsum board walls
- Accommodations for mounted art on north/south wall
- Clerestory window on south wall for natural light

Banquet

- Painted gypsum board walls, exposed ceiling structure
- East wall: windows down into play area

Lockers/Play Area



Play Area



Gallery/Banquet



Dining

