

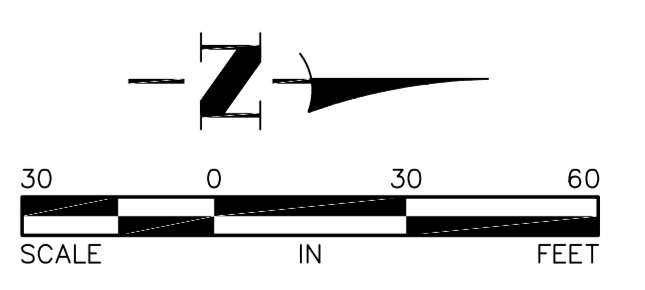
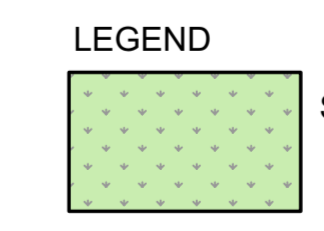
## LANDSCAPE REQUIREMENTS

DETERMINING NUMBER OF PLANTS		
LOT PERIMETER: 2,106 LF		
BUILDING FOOTPRINT: 15,912 SF		
PI PUBLIC/INSTITUTIONAL DISTRICT		
TREES BASED ON LOT PERIMETER	REQUIRED	ON THIS PLAN
DECIDUOUS/CONIFEROUS TREES PER 50 LF = 42 TREES, ADDITIONAL 30% FOR BUFFERYARD = 13 TREES	55	
PROPOSED TREES		17
EXISTING DECIDUOUS TREES TO REMAIN		58
EXISTING CONIFEROUS TREES TO REMAIN		246
SHRUBS BASED ON LOT PERIMETER	REQUIRED	ON THIS PLAN
SHRUBS PER 30 LF = 70 SHRUBS, ADDITIONAL 30% FOR BUFFERYARD = 21 SHRUBS	91	92
TREE DISTRIBUTION	REQUIRED	ON THIS PLAN
DECIDUOUS OVERSTORY TREES ≥ 25%	≥ 11	72
CONIFEROUS TREES ≥ 25%	≥ 11	249
DECIDUOUS UNDERSTORY TREES ≤ 25%	≤ 11	0
PARKING LOT LANDSCAPING - 98 STALLS	REQUIRED	ON THIS PLAN
1 TREE PER 10 STALLS	9	11
BUFFERYARDS		
SCREEN RESIDENTIAL TO THE EAST, ACCOMPLISHED WITH PRESERVATION OF EX. TREES & ADDITIONAL CONIFERS AND SHRUBS WHERE EXISTING BUFFER IS THIN.		

## PLANT SCHEDULE

SYMBOL	QTY	CODE	SCIENTIFIC NAME/COMMON NAME	SIZE	ROOT	REMARKS
<b>OVERSTORY TREES (ALL TREES TO HAVE STRAIGHT TRUNK &amp; SINGLE LEADER)</b>						
	4	AR	ACER RUBRUM 'RED SUNSET'	2"	BB	SPACE 35' O.C.
			REDSUNSET MAPLE			
	6	CO	CELTIS OCCIDENTALIS	2"	BB	SEE PLAN FOR SPACING
			HACKBERRY			
	4	GT	GLEDITSIA TRIACANTHOS 'HARVE'	2"	BB	SPACE 35' O.C.
			NORTHERN ACCLAIM HONEYLOCUST			
<b>CONIFEROUS TREES (ALL TREES TO HAVE STRAIGHT TRUNK &amp; SINGLE LEADER)</b>						
	3	PS	PINUS STROBUS	6"	BB	SPACE 15' O.C.
			WHITE PINE			
<b>ORNAMENTAL TREES (ALL TREES TO HAVE STRAIGHT TRUNK &amp; SINGLE LEADER)</b>						
	0	MS	MALUS 'SHOTIZAM'	1.5"	BB	SEE PLAN FOR SPACING
			SHOW TIME CRABAPPLE			
<b>SHRUBS (24" MIN. SHRUB SIZE AT TIME OF INSTALLATION)</b>						
	16	CF	CORNUS SERICEA 'BILADELIN'	#5	CONT.	SPACE 4.5' O.C.
			FIRE DANCE REDTIG DOGWOOD			
	10	CA	CORYLUS AMERICANA	#5	CONT.	SPACE 6' O.C.
			AMERICAN HAZELNUT			
	30	JV	JUNIPERUS VIRGINIANA 'GREY OWL'	#5	CONT.	SPACE 4.5' O.C.
			GREY OWL JUNIPER			
	12	FC	FORSYTHIA 'COURTASOL'	#2	CONT.	SPACE 4' O.C.
			GOLD TIDE FORSYTHIA			
	13	RA	RHUS AROMATIC 'GRO-LOW'	#5	CONT.	SPACE 4.5' O.C.
			GRO-LOW SUMAC			
	11	VT	VIBURNUM TRILOBUM	#5	CONT.	SPACE 6' O.C.
			AMERICAN CRANBERRYBUSH			
<b>PERENNIALS</b>						
	26	NF	NEPETA FAASSENII 'NOVANEPJUN'	#1	CONT.	SPACE 2' O.C.
			JUNIOR WALKER CATMINT			
	10	SS	SCHIZACHYRIUM SCOPARIUM	#1	CONT.	SPACE 2' O.C.
			LITTLE BLUESTEM			
	12	SH	SPOROBOLUS HETEROLEPIS	#1	CONT.	SPACE 2' O.C.
			PRAIRIE DROPSEED			

- NOTES:
- SEE SHEET L2 FOR PLANTING DETAILS & LANDSCAPE SPECIFICATIONS.
  - ALL SOD, TREES, AND PLANTING BEDS TO BE IRRIGATED.
  - ALL DISTURBED AREAS NOT CALLED OUT FOR SOD OR PLANTING BEDS TO BE SEEDED WITH LOW MAINTENANCE TURF SEED (SEE CIVIL RESTORATION PLAN AND SPECIFICATIONS).



DATE	REVISION

I hereby certify that this plan, specification, or report was prepared by me or under my direct supervision and that I am a duly Licensed Landscape Architect under the laws of the State of Minnesota. Name: Carmen Simonet  
 Signature: *Carmen Simonet*  
 License # 24236 Date: 02.08.24

LANDSCAPE ARCHITECT:  
 Carmen Simonet Design LLC  
 354 Stonebridge Blvd., St. Paul, MN 55105  
 (651) 695-0273 carmen@simonetdesign.com  
 www.simonetdesign.com

**Hakanson Anderson**  
 Civil Engineers and Land Surveyors  
 3601 Thurston Ave., Anoka, Minnesota 55303  
 763-427-5860 FAX: 763-427-0520  
 www.hakanson-anderson.com

ST. KATHARINE DREXEL

LANDSCAPE PLAN  
 CITY OF RAMSEY, MINNESOTA

SHEET  
 L1  
 OF  
 L2  
 SHEETS

**1 - Parking Lot Plantings**

Created by: Chris Anderson  
On: 02/20/2024 10:02 AM

As future parking is installed, additional landscaping will be required (1 tree for every ten [10] stalls).

----- 0 Replies -----

**2 - Move Shrubs**

Created by: Chris Anderson  
On: 02/20/2024 10:06 AM

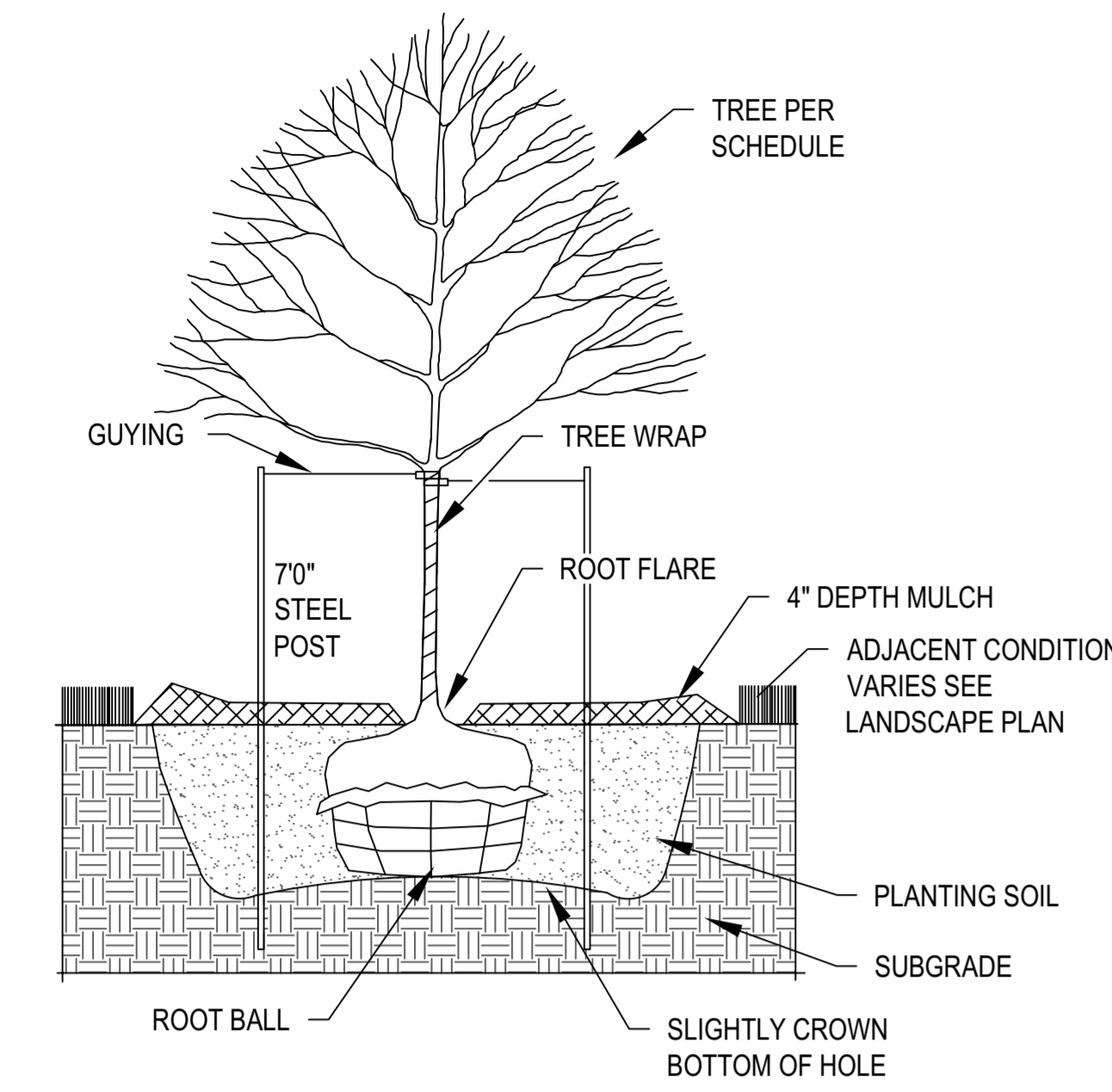
Please consider moving these shrubs to along 161st Ave interspersed between the red maples to provide a bit more screening for the residential parcel to the south.

----- 0 Replies -----

**PLANTING DETAILS**

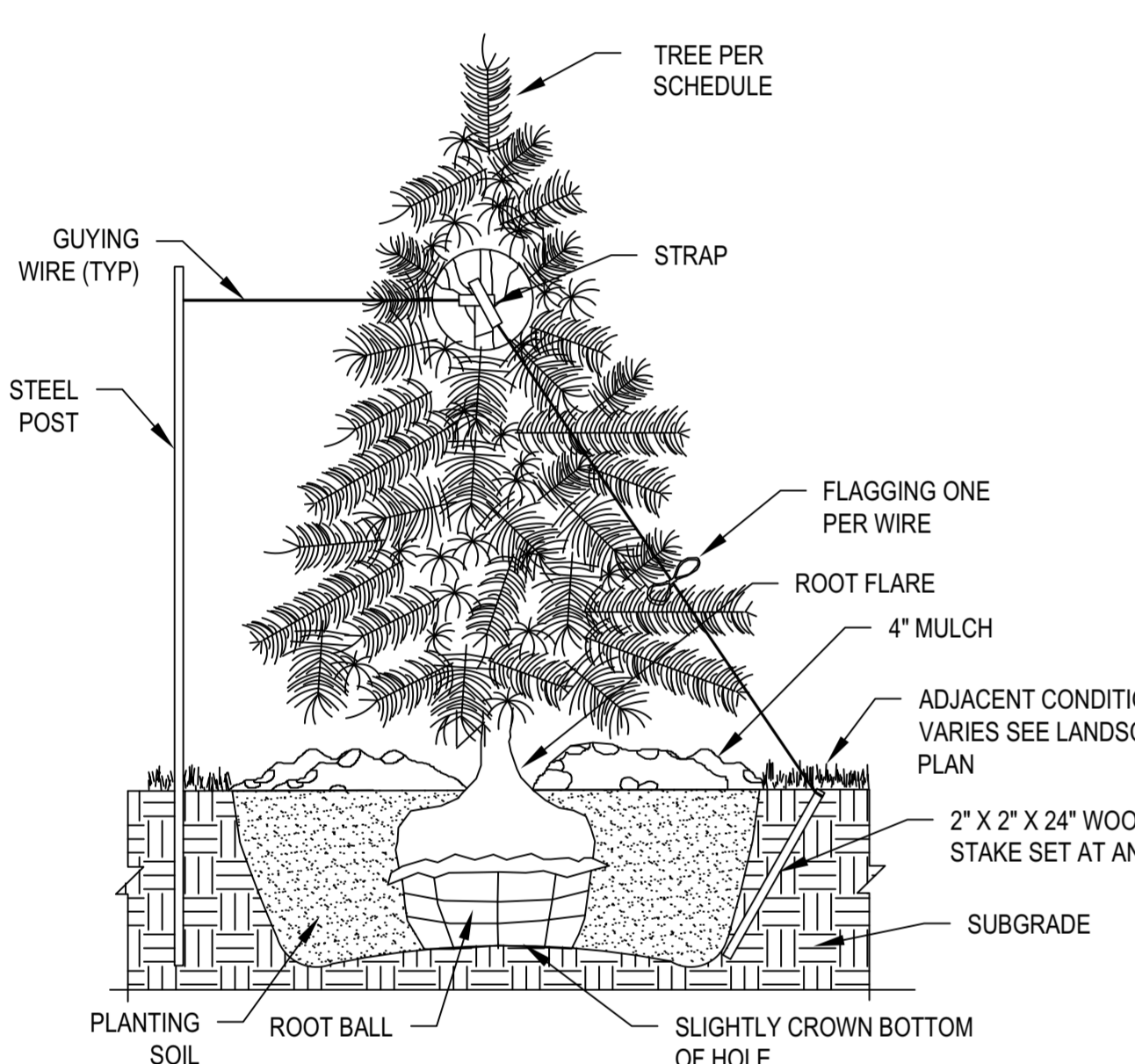
**LANDSCAPE SPECIFICATIONS**

**3**



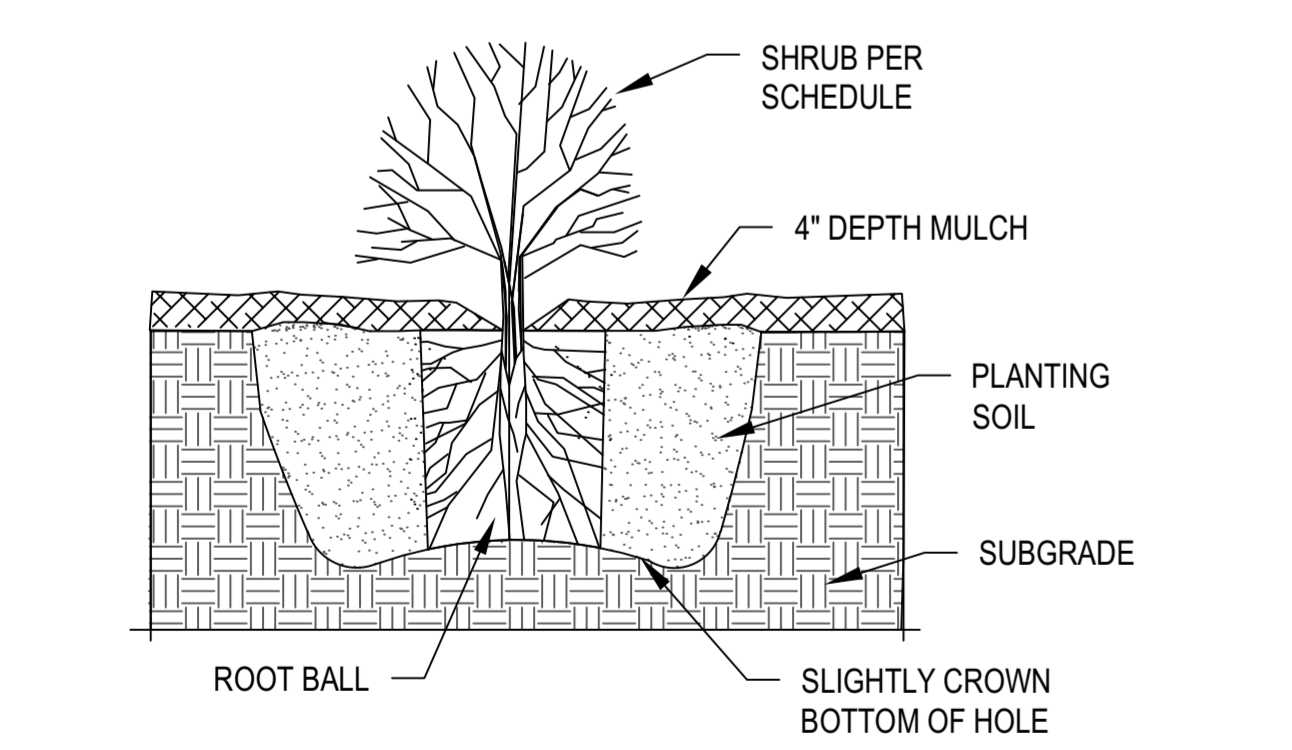
- NOTES:**
- REMOVE DEAD OR DAMAGED BRANCHES. RETAIN THE NATURAL FORM OF THE TREE. DO NOT CUT THE LEADER.
  - WIDTH OF PLANTING HOLES: 18" MIN. LARGER THAN ROOT BALL, ON ALL SIDES.
  - DEPTH OF HOLE: ROOT FLARE TO SIT AT, OR UP TO 2" ABOVE THE TOP OF THE FINISHED SOIL ELEVATION. LEAVE SOIL UNDISTURBED BENEATH THE ROOT BALL.
  - SCARIFY BOTTOM AND SIDES OF HOLE PRIOR TO PLANTING.
  - SET PLANT ON UNDISTURBED SOIL OR THOROUGHLY COMPACTED PLANTING SOIL.
  - REMOVE TOP 1/3 OF THE BASKET OR THE TOP TWO HORIZONTAL RINGS WHICHEVER IS GREATER. REMOVE ALL BURLAP FROM TOP 1/3 OF ROOT BALL. REMOVE ALL TWINE.
  - REMOVE OR CORRECT STEM GIRDLING ROOTS.
  - SLIT REMAINING BURLAP AT 6" INTERVALS.
  - PLUMB & BACKFILL WITH PLANTING SOIL AMENDED WITH COMPOST. THOROUGHLY WATER IN TREE WITHIN 2 HOURS TO SETTLE PLANTS AND FILL VOIDS.
  - BACKFILL VOIDS AND WATER A SECOND TIME.
  - PLACE 4" SHREDDED HARDWOOD MULCH WITHIN 48 HOURS OF THE SECOND WATERING. NO MULCH TO BE IN CONTACT W/ TRUNK.
  - CONTRACTOR IS RESPONSIBLE FOR MAINTAINING TREES IN A PLUMB POSITION THROUGHOUT THE GUARANTEE PERIOD. IF NEEDED, STAKE TREES USING 16" LONG, 1.5" WIDE STRAPS, AND ATTACH TO POST WITH WIRE. INSTALL POST 3' INTO GROUND. REMOVE WITHIN ONE YEAR.
  - WRAP TRUNK IN FALL REMOVE IN SPRING.
  - REFER TO SPECS. FOR ADDITIONAL INFORMATION.

**1**  
L2  
**TREE PLANTING DETAIL**



- NOTES:**
- WIDTH OF PLANTING HOLE: 18" MIN. LARGER THAN ROOT BALL, ON ALL SIDES.
  - DEPTH OF HOLE: ROOT FLARE TO SIT AT OR UP TO 2" ABOVE THE TOP OF THE FINISHED SOIL ELEVATION. LEAVE SOIL UNDISTURBED BENEATH THE ROOT BALL.
  - SCARIFY BOTTOM AND SIDES OF HOLE PRIOR TO PLANTING.
  - SET PLANT ON UNDISTURBED SOIL OR THOROUGHLY COMPACTED PLANTING SOIL.
  - REMOVE TOP 1/3 OF THE BASKET OR THE TOP TWO HORIZONTAL RINGS WHICHEVER IS GREATER. REMOVE ALL BURLAP FROM TOP 1/3 OF ROOT BALL. REMOVE ALL TWINE.
  - REMOVE OR CORRECT STEM GIRDLING ROOTS OR REJECT PLANT.
  - SLIT REMAINING BURLAP AT 6" INTERVALS.
  - PLUMB & BACKFILL WITH PLANTING SOIL AMENDED WITH COMPOST. THOROUGHLY WATER IN TREE WITHIN 2 HOURS TO SETTLE PLANT AND FILL VOIDS.
  - BACKFILL VOIDS AND WATER A SECOND TIME.
  - PLACE SHREDDED HARDWOOD MULCH WITHIN 48 HOURS OF THE SECOND WATERING. NO MULCH TO BE IN CONTACT W/ TRUNK OR BRANCHES.
  - TWO ALTERNATE METHODS OF STAKING TREES ARE ILLUSTRATED IN DETAIL.
  - CONTRACTOR IS RESPONSIBLE FOR MAINTAINING TREES IN A PLUMB POSITION THROUGHOUT THE GUARANTEE PERIOD. IF NEEDED, STAKE TREES USING 16" X 1.5" POLYPROPYLENE OR POLYETHYLENE STRAPS, ATTACH TO POST, OR STAKE WITH 10 GAUGE WIRE. REMOVE WITHIN ONE YEAR.
  - REFER TO PLAN AND SPECS. FOR ADDITIONAL INFORMATION.

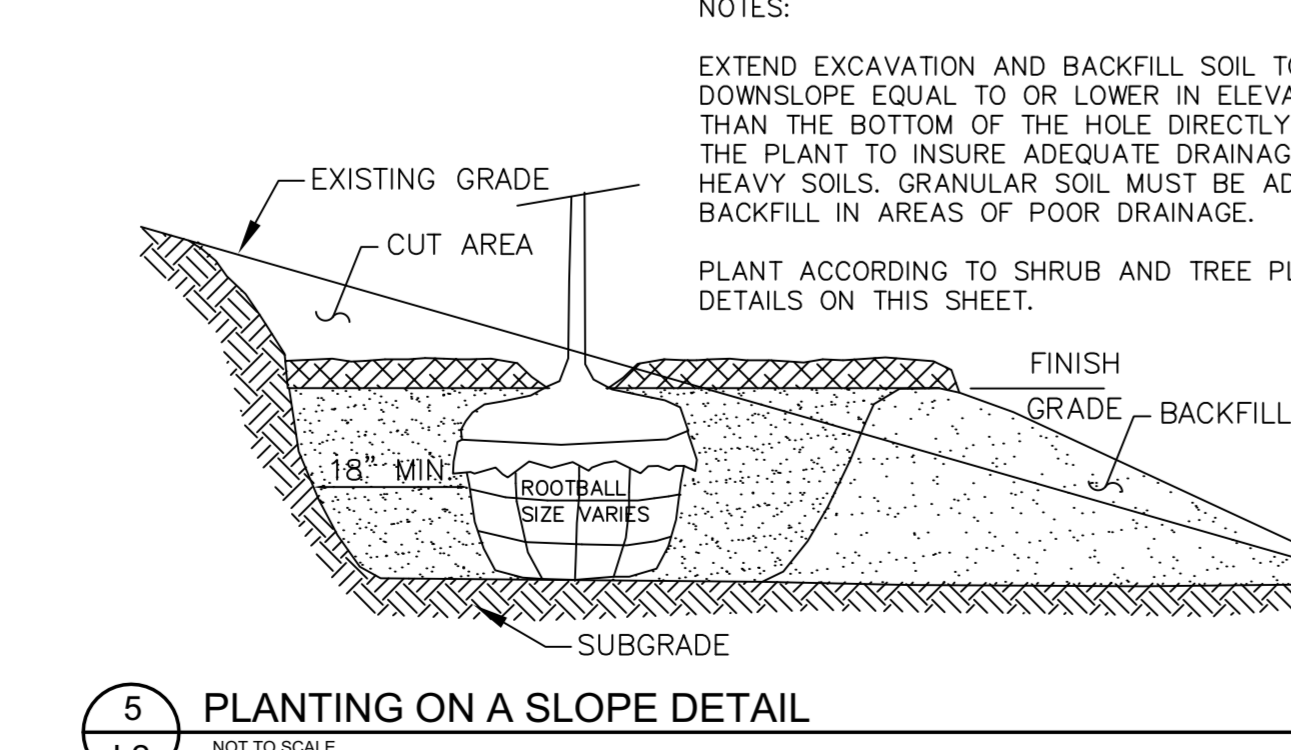
**2**  
L2  
**EVERGREEN TREE PLANTING DETAIL**



- NOTES:**
- DIG SHRUB HOLE 12" MIN. LARGER THAN CONTAINER SIZE, ALL SIDES.
  - SCARIFY BOTTOM AND SIDES OF HOLE PRIOR TO PLANTING.
  - REMOVE DEAD OR DAMAGED BRANCHES. RETAIN THE NATURAL FORM OF THE SHRUB.
  - HAND LOOSEN ROOTS OF CONTAINERIZED MATERIAL. SCORE OUTSIDE OF SOIL MASS TO REDIRECT CIRCLING FIBROUS ROOTS.
  - SET SHRUB ON UNDISTURBED SOIL OR ON THOROUGHLY COMPACTED PLANTING SOIL. INSTALL PLANT SO THE TOP OF ROOT FLARE IS AT OR UP TO 2" ABOVE THE FINISHED GRADE.
  - PLUMB AND BACKFILL WITH PLANTING SOIL AMENDED WITH COMPOST. THOROUGHLY WATER IN SHRUB PRIOR TO PLACING MULCH.
  - ALL SHRUB PLANTINGS RECEIVE 4" DEPTH MULCH.
  - REFER TO SPECS. FOR ADDITIONAL INFORMATION.

- NOTES:**
- DIG SHRUB HOLE 12" MIN. LARGER THAN CONTAINER SIZE, ALL SIDES.
  - SCARIFY BOTTOM AND SIDES OF HOLE PRIOR TO PLANTING.
  - REMOVE DEAD OR DAMAGED BRANCHES. RETAIN THE NATURAL FORM OF THE SHRUB.
  - HAND LOOSEN ROOTS OF CONTAINERIZED MATERIAL. SCORE OUTSIDE OF SOIL MASS TO REDIRECT CIRCLING FIBROUS ROOTS.
  - SET SHRUB ON UNDISTURBED SOIL OR ON THOROUGHLY COMPACTED PLANTING SOIL. INSTALL PLANT SO THE TOP OF ROOT FLARE IS AT OR UP TO 2" ABOVE THE FINISHED GRADE.
  - PLUMB AND BACKFILL WITH PLANTING SOIL AMENDED WITH COMPOST. THOROUGHLY WATER IN SHRUB PRIOR TO PLACING MULCH.
  - ALL SHRUB PLANTINGS RECEIVE 4" DEPTH MULCH.
  - REFER TO SPECS. FOR ADDITIONAL INFORMATION.

**3**  
L2  
**SHRUB PLANTING DETAIL**



**4**  
L2  
**PERENNIAL PLANTING DETAIL**



**5**  
L2  
**PLANTING ON A SLOPE DETAIL**

**TREES, SHRUBS, AND PERENNIALS**

- REFERENCES
  - MnDOT - Minnesota Department of Transportation, Standard Specifications for Construction, 2020 Edition.
  - American Standard for Nursery Stock, ANSI Z60.1-2014.
  - ASTM, American Society for Testing and Materials.
- QUALITY ASSURANCE
  - Work shall be performed by a landscape contractor with extensive horticulture knowledge, and a min. of 3 years of experience.
  - Handle plants in such a way as to protect from damage either physical or by exposure to sun and wind. Mishandled plants are subject to rejection by Landscape Architect.
  - Plants used on this project shall meet the grading standards recommended by the ANSI Z60.1-2014.
- PRODUCTS
  - Plants: Provide as specified on Plant Schedule.
  - Edging: Steel edging: 3/16" x 4" w/ 15" stakes, black color, Sure-loc or equal.
  - Mulch: Shredded hardwood mulch.
  - Water: Contractor to provide.
  - Planting Soil: rich friable, loam topsoil, free of debris and seeds, conforming to MnDOT 3877.2, Loam Topsoil Borrow.
  - Compost: Conforming to MnDOT 3890.2, Grade 2.
  - Tree Wrap: Two-ply weather resistant paper product.
- PLANTING DATES: Spring Planting: Apr. 1 - June 15. These dates may be extended if daytime temps. remain below 80 degrees. Fall: Sept. 30 - Oct. 30th. Daytime temps. need to drop below 80 degrees before planting begins, and may continue until freeze up. Coniferous trees Aug. 15 - Oct. 1st. Plant under favorable weather conditions, do not plant during days of extreme heat.
- EXECUTION
  - Prior to digging, Contractor to have utilities located.
  - Contractor to notify Owner and Landscape Architect 3 days in advance of when planting work will occur.
  - Plant into prepared planting beds.
  - Install trees, shrubs, and perennials per planting details, adjust location if in conflict with utilities. Verify new location with Landscape Architect prior to planting.
  - Separate all shrub and perennial beds from sod areas with edger.
  - Clean-up entire site following planting operations.
- ACCEPTANCE OF PLANTING WORK
  - Contractor to notify Owner when planting work is complete for review and punch list.
  - Contractor to water and maintain the trees, shrubs, and perennials until Owner Acceptance.
  - Owner will give Acceptance of Work following satisfactory correction of punch list items.
  - Watering and regular landscape maintenance of trees, shrubs, and perennials will be Owners responsibility following acceptance of work.
- GUARANTEE PERIOD
  - Contractor to warranty trees, shrubs and perennials for one year following acceptance of Work by Owner.
  - Contractor to maintain the trees in a plumb position throughout the guarantee period.
  - Contractor to remove all staking/wiring/ straps and plant tags from trees at the end of the guarantee period.
  - Replacements: At the end of the guarantee period, all plants which are unhealthy, dead, not having a normal density, size, shape or color shall be replaced. Replacements shall match caliper and/or height of the other plants at time of replacement. Selection of replacement material and installation practices shall follow the requirements of the Drawings and Specifications.

**1**

**2**

**SODDING**

- AREAS TO SOD
  - Sod areas as shown on plan
- REFERENCES
  - MnDOT - Minnesota Department of Transportation, Standard Specifications for Construction, 2020 Edition.
- PRODUCTS
  - Sod: Provide drought tolerant, strongly rooted sod, machine cut to pad thickness of 1", excluding top growth and thatch. Sod to be at least 2 years old, free of weeds, disease, or other material which might be detrimental to the development of the sod. Sod to be moist when cut and maintained in moist condition during transportation and storage at the site. Do not use sod that shows signs of visible heating on this project.
  - Fertilizer: Slow release 5-10-5 starter fertilizer.
  - Water: Contractor to provide.
  - Topsoil: provide rich friable, sandy loam, free of debris and seeds, and conforming to MnDOT 3877.2 Common Topsoil Borrow.
- SOIL PREPARATION
  - Verify all sod areas have a minimum of 4" of topsoil.
  - Immediately prior to sodding, loosen topsoil to minimum depth of 3".
  - On slopes operate cultivating equipment at right angles to the direction of surface drainage.
  - Contractor to work all areas to receive sod until the soil is smooth and an even grade is established. Fill all holes, depressions and rivulets to ensure an even grade and that proper elevation is established. Fill material shall be compacted sufficiently to provide uniform density and to resist erosion. Remove all rubble, sticks, branches, stones and other extraneous material over 1/2" in diameter on the surface prior to sodding.
  - For all areas to be sodded work in dry, free flowing slow release starter fertilizer into the top 1 inch of soil.
- EXECUTION
  - Install sod during favorable weather, do not sod if ground is frozen or sod is dormant.
  - Lay sod with tightly fitting joints, no overlapping joints, and stagger rows to offset joints. Anchor sod on slopes to prevent slippage.
  - Thoroughly water sod immediately after installing. Continue watering at frequency necessary to initiate rooting, and until the work is accepted by Owner.
  - Clean up and remove all debris resulting from sodding activity and dispose of property. Restore all areas disturbed by sodding operation to their original condition.
- ACCEPTANCE OF SOD WORK
  - Contractor to notify Owner when sod work is complete for review and punch list.
  - Owner to accept work following satisfactory correction of punch list items.
  - Contractor will maintain all turf areas in a healthy, growing condition by watering, mowing, and any other maintenance necessary to establish the lawn, for a minimum of 30 days from time of acceptance.
  - Any sod that does not show definite growth and establishment during the 30 days from time of acceptance, shall be replaced and established at the proper season by the Contractor at Contractor's expense.

**IRRIGATION**

- DESCRIPTION
  - Work includes: design, furnish, and install complete, fully automatic and programmable underground irrigation system, capable of alternate date watering for all landscape areas identified on sheet L1. The system shall provide full coverage with uniform levels of total precipitation throughout all irrigated areas.
  - The system is to include water efficient technologies including: a WaterSense labeled controller, a flow meter, soil moisture and/or evapotranspiration (ET) sensors, a rain sensor, and be calibrated to meet all applicable City Codes.
  - Drip line to be used in perennial and shrub beds not covered by lawn sprinklers.
  - The system is to meet state department of health standards and have a backflow preventer.
  - Materials, equipment, and methods of design and installation shall comply with, but not be limited to, the following codes and standards:
    - All local and state laws and ordinances, and with all the established codes applicable thereto.
    - National Electrical Code.
    - American Society for Testing and Materials (ASTM).
    - National Sanitation Foundation (NSF).
    - The best management practices developed by the Irrigation Association.
  - The designer shall provide balanced pressure and flow and optimum operating efficiency.
  - The contractor is responsible for obtaining all permits and licenses required for installation of irrigation system.
- QUALITY ASSURANCE
  - The irrigation system shall be designed and installed by a contractor specializing in irrigation work, and will have a minimum of 5 years of experience designing and installing systems of similar scope and size.
  - The contractor shall maintain a skilled foreman on site during the installation of all work and the foreman will have a Minnesota Power Limited Technician License.
- SUBMITTALS
  - Shop Drawings: submit irrigation plan, product schedule, and specifications for review and acceptance.
  - Operation and Maintenance Manual: following completion of work, provide the Owner with an operation and maintenance manual of the complete system in a digital pdf file format and one hard copy.
  - As-Built Plan: following completion of work, contractor to furnish Owner a scaled as-built irrigation map, with dimensions as needed, on durable paper or laminated to be mounted on wall with the main control panel and a digital file in pdf format. The map shall indicate the zones, location of all controls, piping and depths, heads (including type), drip-lines, valves, connection to water service, and other related components.
- PRODUCTS
  - Select products suitable to the landscape areas.
  - All products and materials used in the system shall be new and professional grade.
  - Provide sprinkler heads, driplines, electric valves, and automatic controller from one manufacturer: Toro, Rainbird, Hunter Industries, or equal.
- EXECUTION
  - Prior to digging, contractor to have utilities located.
  - Water Coverage: Provide uniform water coverage over sod areas, planting beds, and trees outside of sod areas.
  - Sod: Sod areas to be irrigated with spray heads. Locate heads to avoid overspray onto sidewalks, parking areas, signs and buildings.
  - Planting Beds: All continuous shrubs, trees, perennial beds to be irrigated with a drip system and spray heads where drip lines are impractical.
  - Trees: Trees outside of sod and planting beds to be irrigated.
  - Winterization: System to accommodate winterization by blowing system dry with compressed air.
  - Install the irrigation system per contractor's plan and specifications.
  - Instructions: Contractor to instruct the Owner in proper operation and maintenance of the system.
  - Cleanup: Replace landscaping disturbed by operations. Cleanup all debris and restore site to original condition.
- REVIEW AND ACCEPTANCE
  - Contractor to test system to a hydrostatic pressure of not less than 100 psi. Remove and replace any components that do not pass test.
  - Contractor to contact Owner and perform operational test after system is fully in place and demonstrate to the Owner that the irrigation system meets coverage requirements and that automatic controls function properly. Any corrective work identified shall be completed within two weeks of receipt of comments.
  - Owner to accept work following: satisfactory completion of any corrective work, receiving hands-on instructions for operation, and receiving as-built plan and operation and maintenance manual submittals.
- MAINTENANCE
  - Contractor to drain and winterize irrigation system in the fall, following first year of operation, and shall put the system back in service the following spring as part of the work of this contract at no additional cost to the Owner.
- GUARANTEE
  - Warranty irrigation system materials and labor for one year following acceptance of work by Owner. Contractor to promptly furnish and install, at no cost to Owner, any parts that prove defective in material or workmanship.

DATE	REVISION

I hereby certify that this plan, specification, or report was prepared by me or under my direct supervision and that I am a duly Licensed Landscape Architect under the laws of the State of Minnesota. Name: Carmen Simonet  
 Signature: *Carmen Simonet*  
 License # 24236 Date: 02.08.24

**LANDSCAPE ARCHITECT:**  
 Carmen Simonet Design LLC  
 354 Stonebridge Blvd., St. Paul, MN 55105  
 (651) 695-0273 carmen@simonetedesign.com  
 www.simonetedesign.com

**Hakanson Anderson**  
 Civil Engineers and Land Surveyors  
 3601 Thurston Ave., Anoka, Minnesota 55303  
 763-427-5860 FAX 763-427-0520  
 www.hakanson-anderson.com

ST. KATHARINE DREXEL

**PLANTING DETAILS & LANDSCAPE SPECS.**  
 CITY OF RAMSEY, MINNESOTA

SHEET  
 L2  
 OF  
 L2  
 SHEETS  
 4719.02

**1 - Warranty Period**

Created by: Chris Anderson  
On: 02/16/2024 11:42 AM

The City's Development Agreement requires a Landscape Maintenance Surety for a 2-year period.

----- 0 Replies -----

**2 - Substitutions**

Created by: Chris Anderson  
On: 02/16/2024 11:46 AM

Please add a note stating that any species substitutions require prior approval by the City of Ramsey.

----- 0 Replies -----

**3 - Topsoil**

Created by: Chris Anderson  
On: 02/16/2024 11:47 AM

Add note/specification stating that all disturbed areas not otherwise improved with impervious surfacing, requires 4" of topsoil with not more than 35% sand content.

----- 0 Replies -----