

**CITY OF RAMSEY  
FINANCIAL STATEMENT**



**JANUARY 1, 2024 THROUGH PERIOD ENDING: November 30, 2024**

**GENERAL FUND EXPENDITURES  
- BY DEPARTMENT -**

Dept	2024 BUDGET	2024 YTD GENERAL LEDGER
Admin (inclcd elections, legal & newsletter)	1,323,376.00	1,221,658.36
Building Inspections	708,859.00	697,180.08
Council/Commissions (inclcd charter, council contingen	257,656.00	104,946.04
Data Processing	1,063,589.00	900,762.74
Engineering	680,214.00	1,045,323.84
Finance (inclcd assessing)	573,666.00	692,280.40
Fire (inclcd Civil Defense)	2,267,402.00	2,210,219.38
Gen Govt Buildings	968,079.00	624,937.96
Parks	2,277,155.00	2,169,566.40
Planning & Zoning	974,899.00	907,220.16
Police (inclcd animal control & comm orient)	6,090,287.00	5,726,446.41
Streets (inclcd traffic eng & snow/ice)	3,614,586.00	3,514,714.50
<b>Grand Total</b>	<b>20,799,768.00</b>	<b>19,815,256.27</b>

**GENERAL FUND EXPENDITURES  
- BY CATEGORY -**

Category	2024 BUDGET	2024 YTD GENERAL LEDGER
Capital Outlay	2,897,463.00	3,398,454.28
Other Services & Charges	3,322,185.00	2,942,649.29
Personal Services	12,902,070.00	12,235,378.04
Supplies	1,571,677.00	1,238,774.66
Transfers out	106,373.00	-
<b>Grand Total</b>	<b>20,799,768.00</b>	<b>19,815,256.27</b>

**GENERAL FUND REVENUES  
- BY CATEGORY -**

Category	2024 BUDGET	2024 YTD GENERAL LEDGER
Taxes	14,905,220.00	7,403,326.34
Charges for Services	686,800.00	1,131,103.79
Business Licenses/Permits	73,900.00	101,175.28
Fines and Forfeits	48,000.00	1,660.53
Federal Intergovernmental	1,500.00	-
State Intergovernmental	732,500.00	909,874.25
Interest	50,000.00	-
Miscellaneous	16,830.00	83,932.10
Non-Business Licenses/Permits	848,000.00	1,368,487.36
Transfers in	3,437,018.00	-
<b>Grand Total</b>	<b>20,799,768.00</b>	<b>10,999,559.65</b>

This report reflects year to date revenue and expenditures as compared to annual budget.  
It does not reflect fund balance.

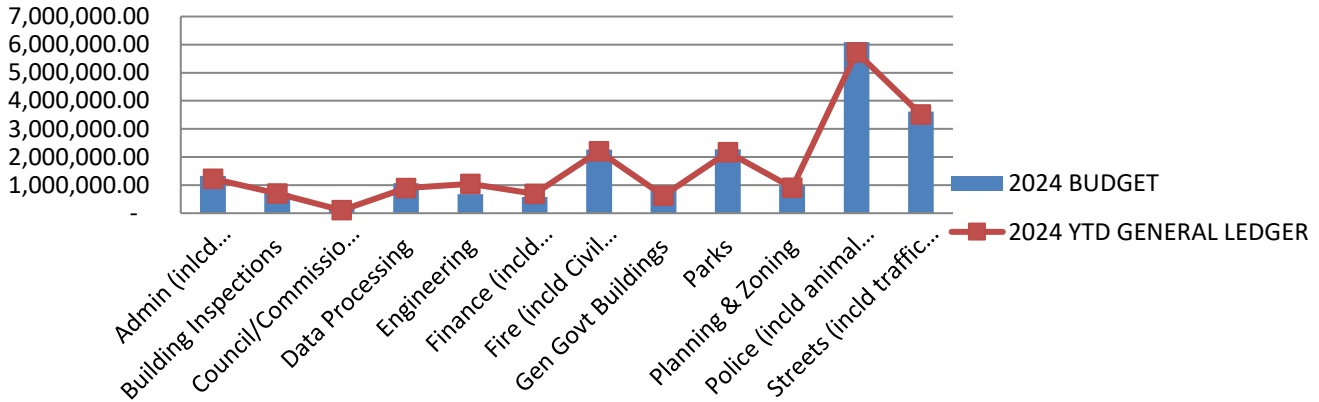
PREPARED BY: FINANCE DEPARTMENT

# CITY OF RAMSEY FINANCIAL STATEMENT

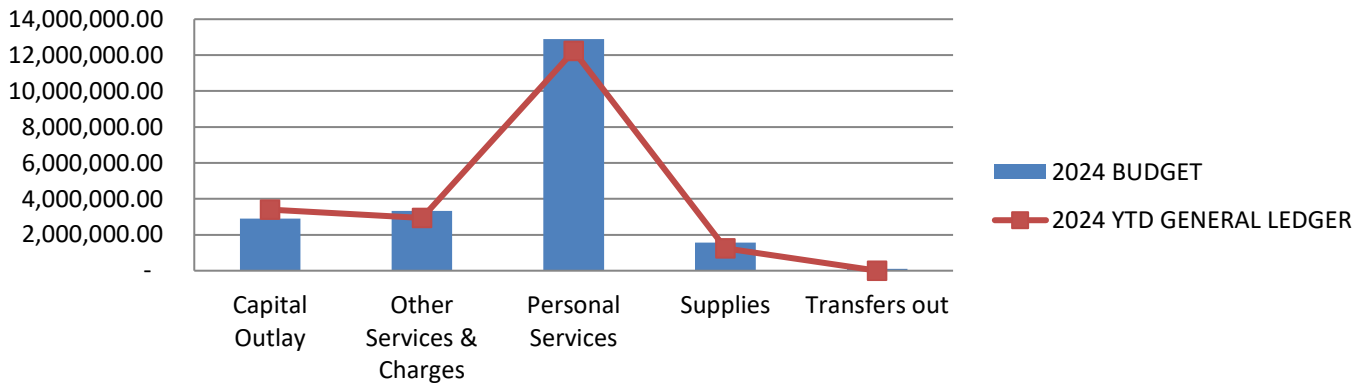


JANUARY 1, 2024 THROUGH PERIOD ENDING: November 30, 2024

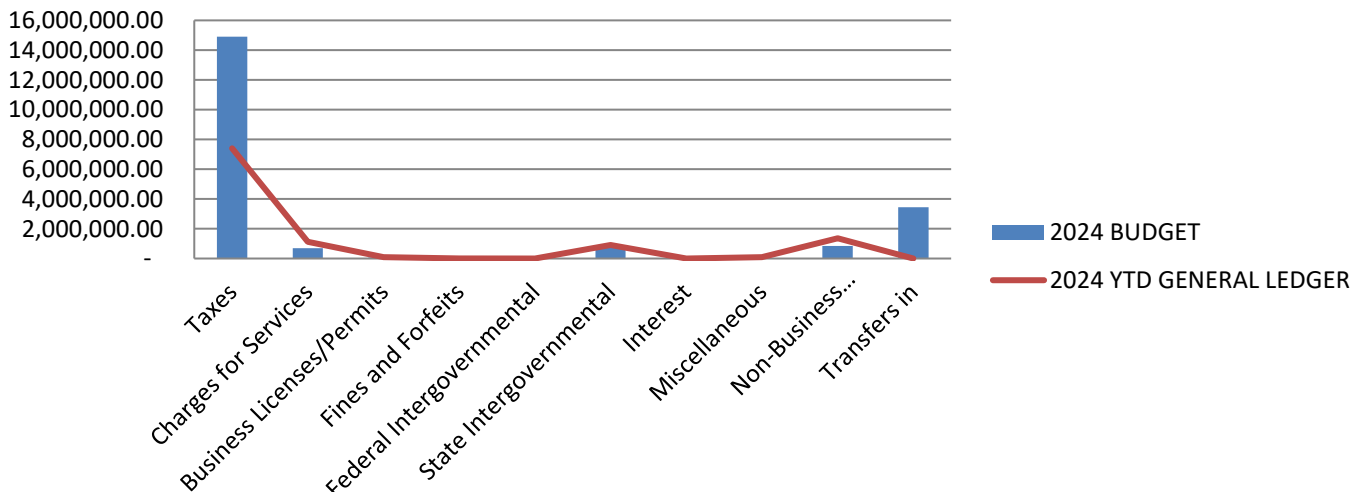
## GENERAL FUND EXPENDITURES - BY DEPARTMENT



## GENERAL FUND EXPENDITURES - BY CATEGORY



## GENERAL FUND REVENUES



This report reflects year to date revenue and expenditures as compared to annual budget. It does not reflect fund balance.

PREPARED BY: FINANCE DEPARTMENT