


**CITY OF RAMSEY  
FINANCIAL STATEMENT**



**JANUARY 1, 2025 THROUGH PERIOD ENDING: August 31, 2025**

**GENERAL FUND EXPENDITURES  
- BY DEPARTMENT -**

Dept	2025 BUDGET	2025 YTD GENERAL LEDGER
Admin (inclcd elections, legal & newsletter)	1,392,483.00	924,400.84
Building Inspections	888,040.00	523,411.91
Council/Commissions (inclcd charter, council contingen	245,486.00	75,228.96
Data Processing	1,097,132.00	754,221.25
Engineering	644,812.00	701,423.03
Finance (inclcd assessing)	666,692.00	639,974.63
Fire (inclcd Civil Defense)	2,096,484.00	1,471,638.00
Gen Govt Buildings	804,616.00	425,717.80
Parks	2,224,661.00	1,382,554.93
Planning & Zoning	1,149,903.00	727,570.85
Police (inclcd animal control & comm orient)	6,356,700.00	3,865,428.11
Streets (inclcd traffic eng & snow/ice)	2,806,601.00	1,580,776.37
<b>Grand Total</b>	<b>20,373,610.00</b>	<b>13,072,346.68</b>

**GENERAL FUND EXPENDITURES  
- BY CATEGORY -**

Category	2025 BUDGET	2025 YTD GENERAL LEDGER
Capital Outlay	577,000.00	593,681.15
Other Services & Charges	3,602,860.00	2,182,879.94
Personal Services	14,484,111.00	9,533,188.49
Supplies	1,603,266.00	762,597.10
Transfers out	106,373.00	-
<b>Grand Total</b>	<b>20,373,610.00</b>	<b>13,072,346.68</b>

**GENERAL FUND REVENUES  
- BY CATEGORY -**


Category	2025 BUDGET	2025 YTD GENERAL LEDGER
Taxes	16,874,046.00	8,567,282.08
Charges for Services	780,700.00	819,202.51
Business Licenses/Permits	86,350.00	85,827.07
Fines and Forfeits	48,000.00	36,140.73
Federal Intergovernmental	500.00	-
State Intergovernmental	755,500.00	290,635.28
Interest	50,000.00	-
Miscellaneous	20,600.00	22,246.76
Non-Business Licenses/Permits	874,520.00	927,957.81
Transfers in	883,394.00	-
<b>Grand Total</b>	<b>20,373,610.00</b>	<b>10,749,292.24</b>

This report reflects year to date revenue and expenditures as compared to annual budget.

It does not reflect fund balance.

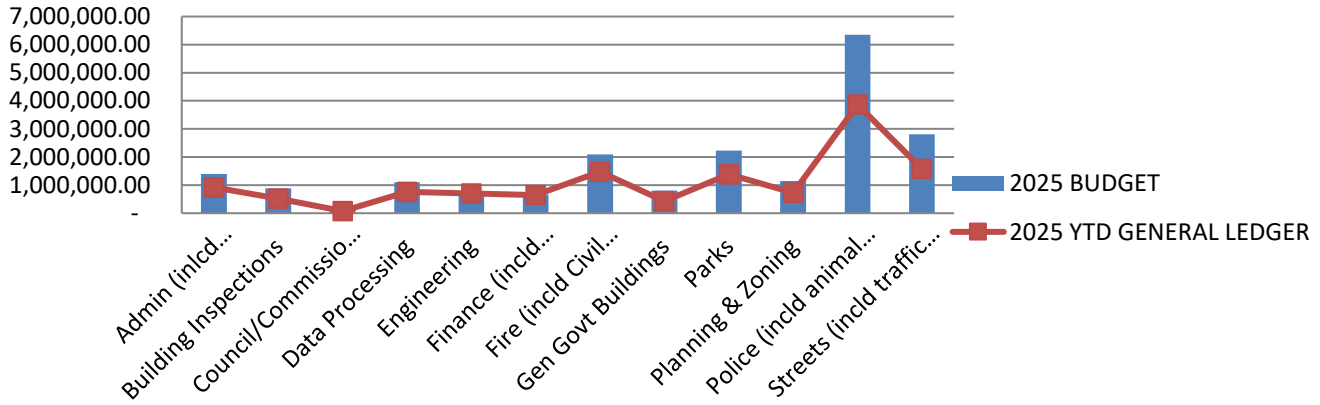
PREPARED BY: FINANCE DEPARTMENT

# CITY OF RAMSEY FINANCIAL STATEMENT

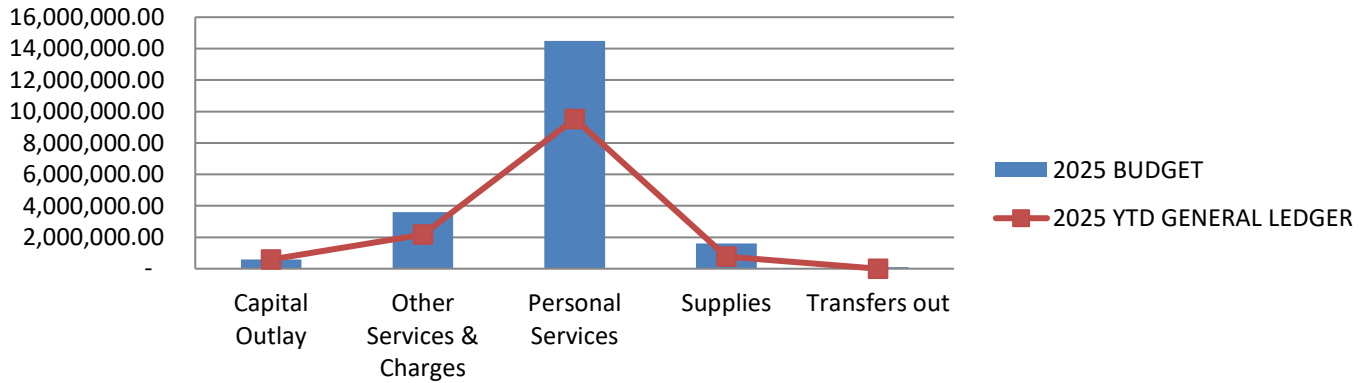


JANUARY 1, 2025 THROUGH PERIOD ENDING: August 31, 2025

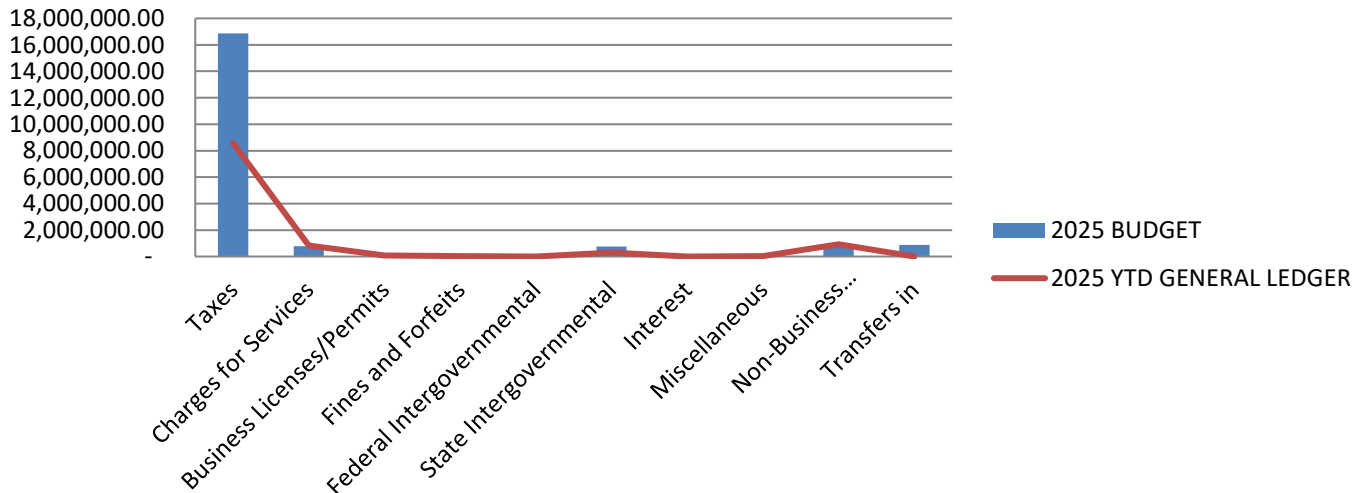
## GENERAL FUND EXPENDITURES - BY DEPARTMENT



## GENERAL FUND EXPENDITURES - BY CATEGORY



## GENERAL FUND REVENUES



This report reflects year to date revenue and expenditures as compared to annual budget. It does not reflect fund balance.

PREPARED BY: FINANCE DEPARTMENT