


**CITY OF RAMSEY
FINANCIAL STATEMENT**



JANUARY 1, 2026 THROUGH PERIOD ENDING: February 28, 2026

**GENERAL FUND EXPENDITURES
- BY DEPARTMENT -**

Dept	2026 BUDGET	2026 YTD GENERAL LEDGER
Admin (inclcd elections, legal & newsletter)	1,435,680.00	219,696.03
Building Inspections	925,013.00	110,471.52
Council/Commissions (inclcd charter, council contingen	316,674.00	46,666.18
Data Processing	1,302,634.00	217,679.67
Engineering	652,564.00	125,906.66
Finance (inclcd assessing)	697,837.00	112,722.19
Fire (inclcd Civil Defense)	2,471,671.00	300,815.82
Gen Govt Buildings	1,024,670.00	94,154.54
Parks	2,604,912.00	251,807.34
Planning & Zoning	1,210,213.00	180,710.82
Police (inclcd animal control & comm orient)	6,757,902.00	1,060,222.38
Streets (inclcd traffic eng & snow/ice)	3,389,829.00	393,209.08
Grand Total	22,789,599.00	3,114,062.23

**GENERAL FUND EXPENDITURES
- BY CATEGORY -**

Category	2026 BUDGET	2026 YTD GENERAL LEDGER
Capital Outlay	1,496,000.00	56,016.96
Other Services & Charges	3,886,154.00	385,804.20
Personal Services	15,703,113.00	2,449,235.58
Supplies	1,597,959.00	223,005.49
Transfers out	106,373.00	
Grand Total	22,789,599.00	3,114,062.23


**GENERAL FUND REVENUES
- BY CATEGORY -**

Category	2026 BUDGET	2026 YTD GENERAL LEDGER
Taxes	18,209,749.00	
Charges for Services	808,700.00	120,733.53
Business Licenses/Permits	89,350.00	6,637.33
Fines and Forfeits	48,000.00	6,417.27
State Intergovernmental	845,500.00	140,000.00
Interest	75,000.00	
Miscellaneous	21,050.00	5,160.37
Non-Business Licenses/Permits	903,500.00	165,999.97
Transfers in	1,788,750.00	
Grand Total	22,789,599.00	444,948.47

This report reflects year to date revenue and expenditures as compared to annual budget.
It does not reflect fund balance.

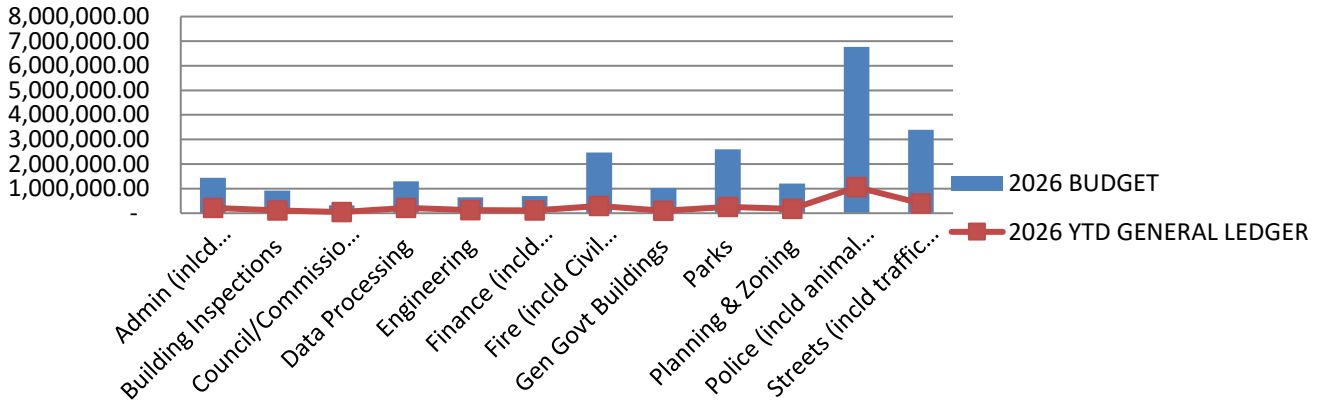
PREPARED BY: FINANCE DEPARTMENT

CITY OF RAMSEY FINANCIAL STATEMENT

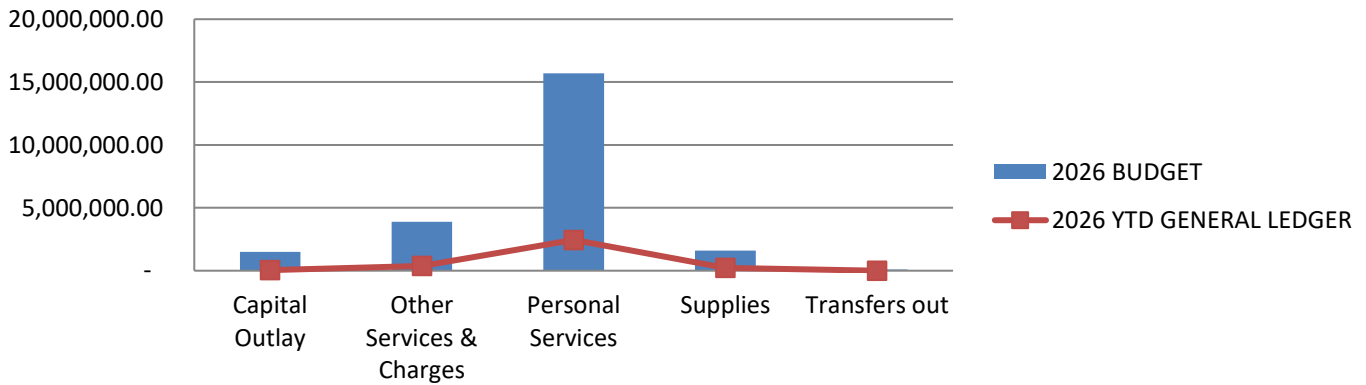


JANUARY 1, 2026 THROUGH PERIOD ENDING: February 28, 2026

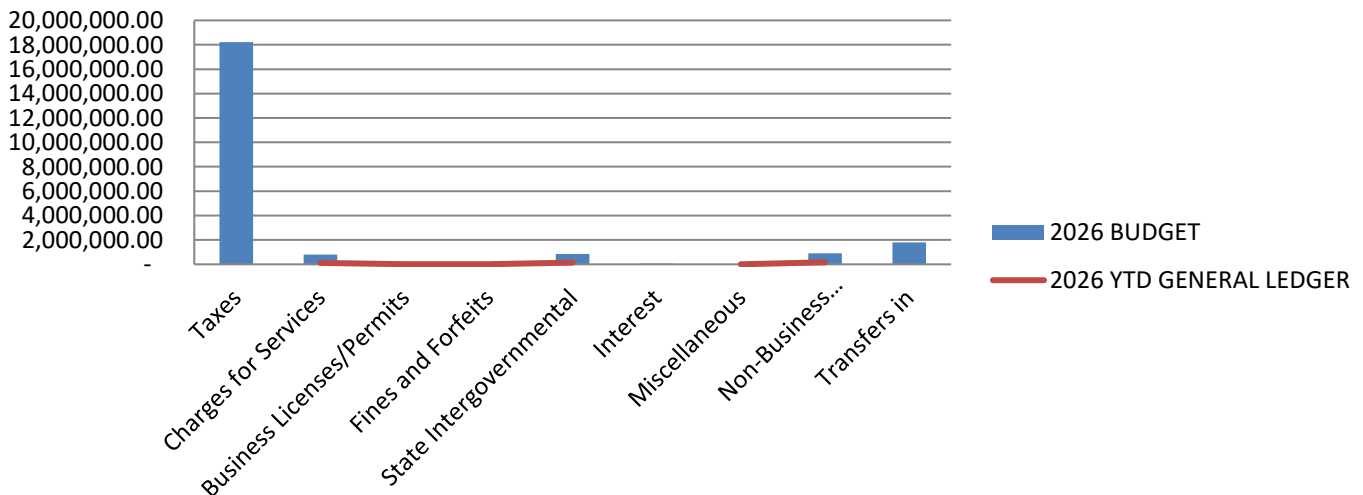
GENERAL FUND EXPENDITURES - BY DEPARTMENT



GENERAL FUND EXPENDITURES - BY CATEGORY



GENERAL FUND REVENUES



This report reflects year to date revenue and expenditures as compared to annual budget. It does not reflect fund balance.

PREPARED BY: FINANCE DEPARTMENT