

Vehicle Count By Speed

COUNT

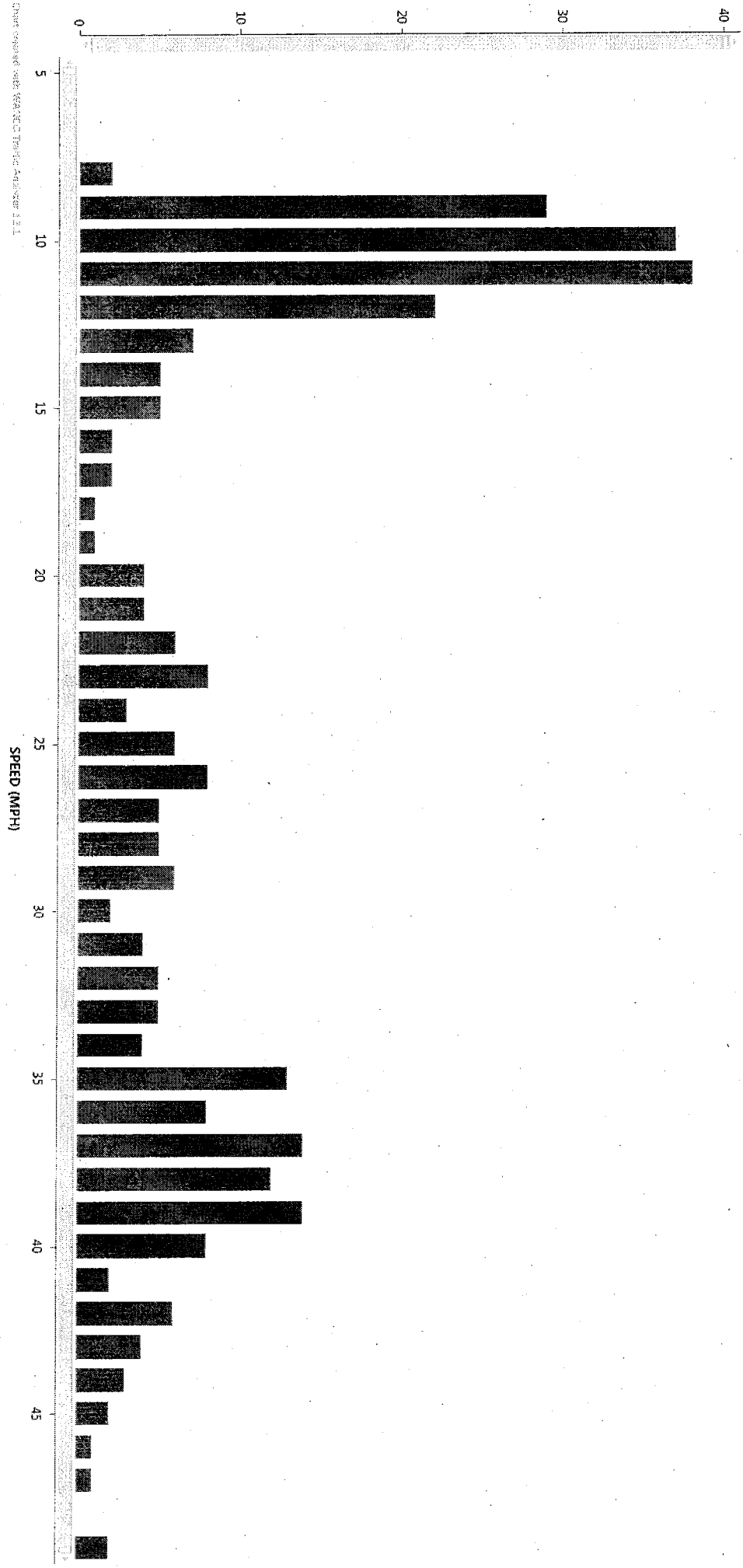


Chart generated with VQA/SCD Traffic Advisor 2.1.1

Speeds: 7 - 50 MPH
 Vehicles: All Types
 Directions: Approach & Depart
 Start: 2013-05-16
 End: 2013-05-16
 Records: 316

Vehicle Count By Speed

COUNT




Chart generated with MAXVUE Traffic Analyzer 1.2.1

Speed: 7 - 55 MPH Start: 2018-05-17
Vehicles: All Types End: 2018-05-17
Directions: Approach & Depart Records: 298

Vehicle Count By Speed

COUNT




Chart created with Microsoft Excel 2010

Speeds: 7 - 53 MPH
 Vehicles: All Types
 Directions: Approach & Depart
 Start: 2018-05-21
 End: 2018-05-21
 Records: 395

Vehicle Count By Speed

COUNT




Chart created with NGA, LLC Traffic Advisor 1.2.3

Speeds: 7 - 55 MPH
 Vehicles: All Types
 Directions: Approach & Depart
 Start: 2018-05-24
 End: 2018-05-24
 Records: 533

Vehicle Count By Speed

COUNT




Chart generated with VERA VCCO Traffic Analyzer 1.2.2

Speeds: 7 - 50 MPH
 Vehicles: All Types
 Directions: Approach & Depart
 Start: 2018-05-29
 End: 2018-05-29
 Records: 484