

UTILIZATION REPORT

FOR

City of San Luis

January 01, 2018 - December 31, 2018

UTILIZATION REPORT

City of San Luis

January 01, 2018 - December 31, 2018 on New and Open Files

UTILIZATION RATE SUMMARY

Type	Count	%	Serviced	%	Activities	%	Hours
EAP Files	4	100.0%	4	100.0%	5	100.0%	5
Information Calls	0	00.0%	0	00.0%	0	00.0%	0
Organizational Service/CISD	0	00.0%	0	00.0%	0	00.0%	0
Program Management	N/A	N/A	N/A	N/A	0	00.0%	0
Supervisor Referral	0	00.0%	0	00.0%	0	00.0%	0
Organization Consultation	0	00.0%	0	00.0%	0	00.0%	0
Total	4	100%	4	100%	5	100%	5

Population / Utilization Rate	Weighted Population Of:	71
Total Current Period Rate		5.63%
Total Annualized Utilization Rate		5.63%
Clients Serviced Current Period Rate		5.63%
Total Clients Serviced Annualized Utilization Rate		5.63%

New/Ongoing Files Summary		Referral/Closed Files Count	
Total New Files	4	Total Files Closed	3
Total Open Files At 1/1/2018	0		
Total Open Files At 12/31/2018	1		

Activity / Session Summary	
Total File Activity / Session Hours	5.00

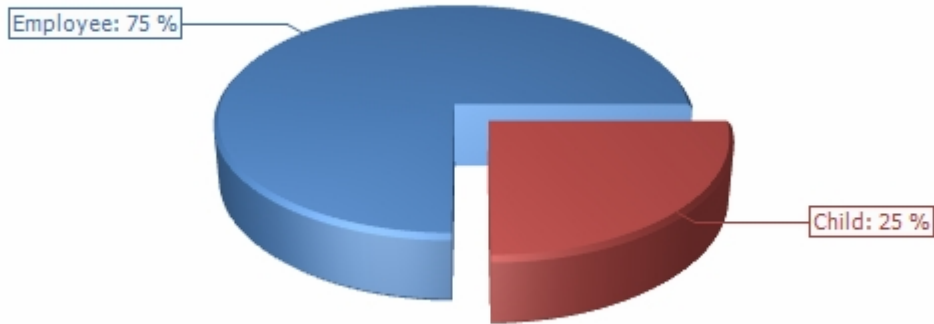
Historical Utilization				
1/1/2013-12/31/2013	1/1/2014-12/31/2014	1/1/2015-12/31/2015	1/1/2016-12/31/2016	1/1/2017-12/31/2017
No Data	No Data	No Data	No Data	10.29%

UTILIZATION REPORT

City of San Luis

January 01, 2018 - December 31, 2018

Client Type (Primary User)



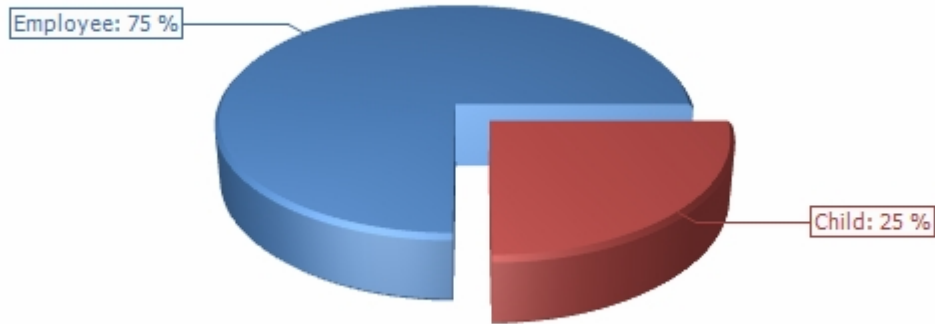
Client Type (Primary User)	1/1 - 3/31		4/1 - 6/30		7/1 - 9/30		10/1 - 12/31		1/2018 - 12/2018		1/2017 - 12/2017	
	#	%	#	%	#	%	#	%	#	%	#	%
Child	0	0.00%	0	0.00%	0	0.00%	1	33.33%	1	25.00%	4	57.14%
Employee	2	100.00%	2	100.00%	2	100.00%	2	66.67%	3	75.00%	3	42.86%
Total	2	100 %	2	100 %	2	100 %	3	100 %	4	100 %	7	100 %

UTILIZATION REPORT

City of San Luis

January 01, 2018 - December 31, 2018

Client Type (Serviced-Attending with Primary)



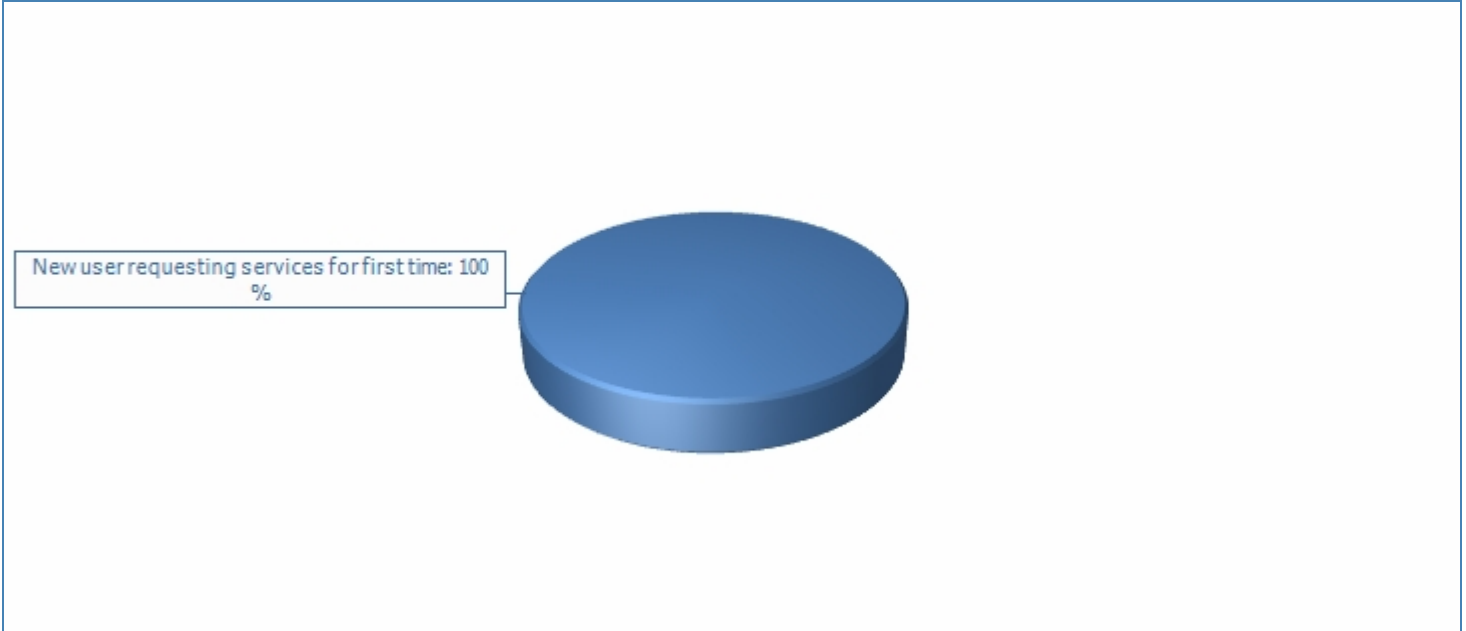
Client Type (Serviced-Attending with Primary)	1/1 - 3/31		4/1 - 6/30		7/1 - 9/30		10/1 - 12/31		1/2018 - 12/2018		1/2017 - 12/2017	
	#	%	#	%	#	%	#	%	#	%	#	%
Child	0	0.00%	0	0.00%	0	0.00%	1	33.33%	1	25.00%	4	50.00%
Employee	2	100.00%	2	100.00%	2	100.00%	2	66.67%	3	75.00%	3	37.50%
Spouse	0	0.00%	0	0.00%	0	0.00%	0	0.00%	0	0.00%	1	12.50%
Total	2	100 %	2	100 %	2	100 %	3	100 %	4	100 %	8	100 %

UTILIZATION REPORT

City of San Luis

January 01, 2018 - December 31, 2018

Case Status



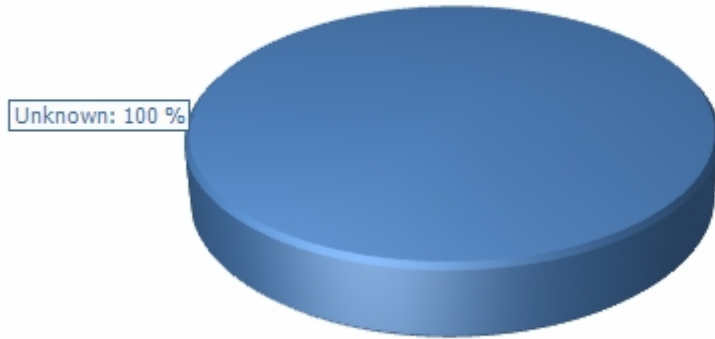
Case Status	1/1 - 3/31		4/1 - 6/30		7/1 - 9/30		10/1 - 12/31		1/2018 - 12/2018		1/2017 - 12/2017	
	#	%	#	%	#	%	#	%	#	%	#	%
New user requesting services for first time	2	100.00%	2	100.00%	2	100.00%	3	100.00%	4	100.00%	7	100.00%

UTILIZATION REPORT

City of San Luis

January 01, 2018 - December 31, 2018

Marital Status (Primary)



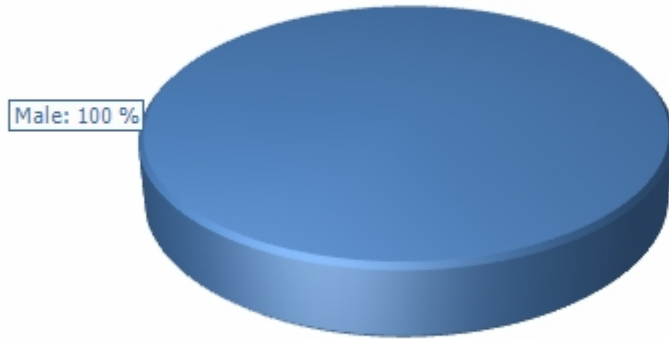
Marital Status (Primary)	1/1 - 3/31		4/1 - 6/30		7/1 - 9/30		10/1 - 12/31		1/2018 - 12/2018		1/2017 - 12/2017	
	#	%	#	%	#	%	#	%	#	%	#	%
Married	0	0.00%	0	0.00%	0	0.00%	0	0.00%	0	0.00%	1	14.29%
Single	0	0.00%	0	0.00%	0	0.00%	0	0.00%	0	0.00%	1	14.29%
Unknown	2	100.00%	2	100.00%	2	100.00%	3	100.00%	4	100.00%	5	71.43%
Total	2	100 %	2	100 %	2	100 %	3	100 %	4	100 %	7	100 %

UTILIZATION REPORT

City of San Luis

January 01, 2018 - December 31, 2018

Gender (Primary)



Gender (Primary)	1/1 - 3/31		4/1 - 6/30		7/1 - 9/30		10/1 - 12/31		1/2018 - 12/2018		1/2017 - 12/2017	
	#	%	#	%	#	%	#	%	#	%	#	%
Female	0	0.00%	0	0.00%	0	0.00%	0	0.00%	0	0.00%	2	28.57%
Male	2	100.00%	2	100.00%	2	100.00%	3	100.00%	4	100.00%	5	71.43%
Total	2	100 %	2	100 %	2	100 %	3	100 %	4	100 %	7	100 %

UTILIZATION REPORT

City of San Luis

January 01, 2018 - December 31, 2018

Presenting Problem



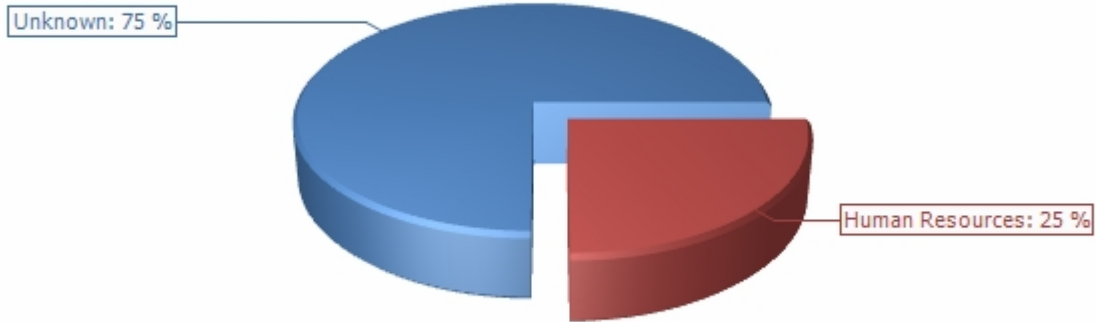
Presenting Problem	1/1 - 3/31		4/1 - 6/30		7/1 - 9/30		10/1 - 12/31		1/2018 - 12/2018		1/2017 - 12/2017	
	#	%	#	%	#	%	#	%	#	%	#	%
1. Emotional/Psychological	1	50.00%	1	50.00%	0	0.00%	0	0.00%	1	25.00%	7	100.00%
2. Family Related	0	0.00%	0	0.00%	0	0.00%	0	0.00%	0	0.00%	0	0.00%
3. Marital/Relationship	0	0.00%	0	0.00%	1	50.00%	1	33.33%	1	25.00%	0	0.00%
4. Mandated-Supervisor Referral	0	0.00%	0	0.00%	0	0.00%	0	0.00%	0	0.00%	0	0.00%
5. Substance Abuse	0	0.00%	0	0.00%	0	0.00%	1	33.33%	1	25.00%	0	0.00%
6. Work Related	1	50.00%	1	50.00%	1	50.00%	1	33.33%	1	25.00%	0	0.00%
Total	2	100 %	2	100 %	2	100 %	3	100 %	4	100 %	7	100 %

UTILIZATION REPORT

City of San Luis

January 01, 2018 - December 31, 2018

How did you hear about EAP Preferred



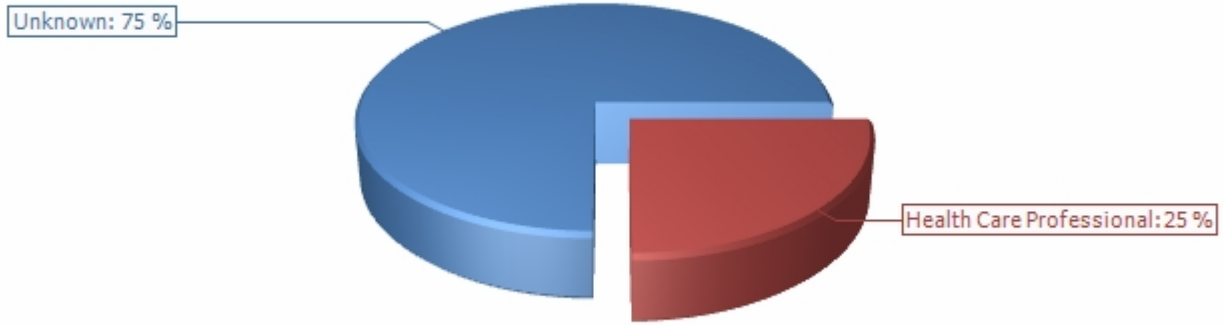
How did you hear about EAP Preferred	1/1 - 3/31		4/1 - 6/30		7/1 - 9/30		10/1 - 12/31		1/2018 - 12/2018		1/2017 - 12/2017	
	#	%	#	%	#	%	#	%	#	%	#	%
Family member	0	0.00%	0	0.00%	0	0.00%	0	0.00%	0	0.00%	1	14.29%
Human Resources	1	50.00%	1	50.00%	1	50.00%	1	33.33%	1	25.00%	1	14.29%
Seminar/Training	0	0.00%	0	0.00%	0	0.00%	0	0.00%	0	0.00%	1	14.29%
Unknown	1	50.00%	1	50.00%	1	50.00%	2	66.67%	3	75.00%	4	57.14%
Total	2	100 %	2	100 %	2	100 %	3	100 %	4	100 %	7	100 %

UTILIZATION REPORT

City of San Luis

January 01, 2018 - December 31, 2018

Who suggested you to come to counseling



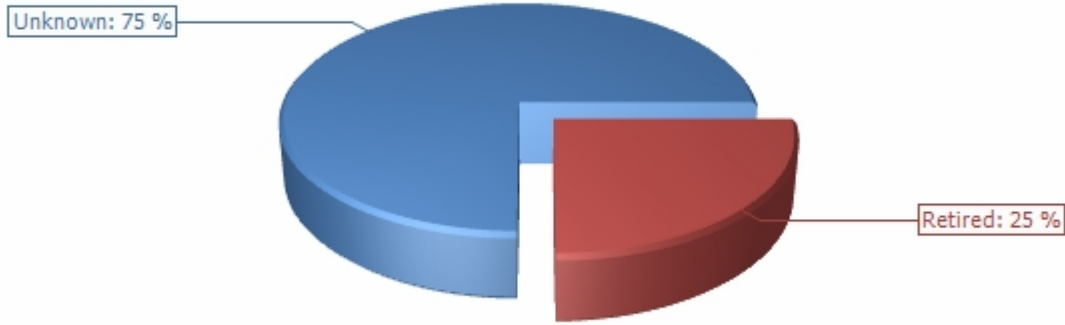
Who suggested you to come to counseling	1/1 - 3/31		4/1 - 6/30		7/1 - 9/30		10/1 - 12/31		1/2018 - 12/2018		1/2017 - 12/2017	
	#	%	#	%	#	%	#	%	#	%	#	%
Family Member	0	0.00%	0	0.00%	0	0.00%	0	0.00%	0	0.00%	1	14.29%
Health Care Professional	1	50.00%	1	50.00%	1	50.00%	1	33.33%	1	25.00%	0	0.00%
Self	0	0.00%	0	0.00%	0	0.00%	0	0.00%	0	0.00%	2	28.57%
Unknown	1	50.00%	1	50.00%	1	50.00%	2	66.67%	3	75.00%	4	57.14%
Total	2	100 %	2	100 %	2	100 %	3	100 %	4	100 %	7	100 %

UTILIZATION REPORT

City of San Luis

January 01, 2018 - December 31, 2018

Employee's Present Job Status



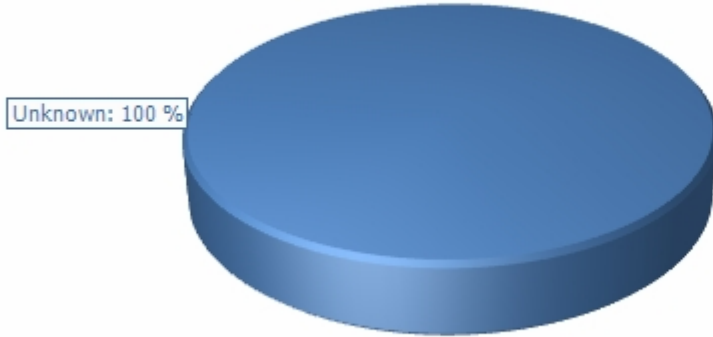
Employee's Present Job Status	1/1 - 3/31		4/1 - 6/30		7/1 - 9/30		10/1 - 12/31		1/2018 - 12/2018		1/2017 - 12/2017	
	#	%	#	%	#	%	#	%	#	%	#	%
Retired	1	50.00%	1	50.00%	1	50.00%	1	33.33%	1	25.00%	0	0.00%
Current Employee	0	0.00%	0	0.00%	0	0.00%	0	0.00%	0	0.00%	3	42.86%
Unknown	1	50.00%	1	50.00%	1	50.00%	2	66.67%	3	75.00%	4	57.14%
Total	2	100 %	2	100 %	2	100 %	3	100 %	4	100 %	7	100 %

UTILIZATION REPORT

City of San Luis

January 01, 2018 - December 31, 2018

Employee's Length of Employment



Employee's Length of Employment	1/1 - 3/31		4/1 - 6/30		7/1 - 9/30		10/1 - 12/31		1/2018 - 12/2018		1/2017 - 12/2017	
	#	%	#	%	#	%	#	%	#	%	#	%
10-15 years	0	0.00%	0	0.00%	0	0.00%	0	0.00%	0	0.00%	2	28.57%
Unknown	2	100.00%	2	100.00%	2	100.00%	3	100.00%	4	100.00%	5	71.43%
Total	2	100 %	2	100 %	2	100 %	3	100 %	4	100 %	7	100 %

UTILIZATION REPORT

City of San Luis

January 01, 2018 - December 31, 2018

Information Call Type

--


Information Call Type	1/1 - 3/31		4/1 - 6/30		7/1 - 9/30		10/1 - 12/31		1/2018 - 12/2018		1/2017 - 12/2017	
	#	%	#	%	#	%	#	%	#	%	#	%
No Data To Report	0	0.00%	0	0.00%	0	0.00%	0	0.00%	0	0.00%	0	0.00%

UTILIZATION REPORT

City of San Luis

January 01, 2018 - December 31, 2018

Account Management




Account Management	1/1 - 3/31		4/1 - 6/30		7/1 - 9/30		10/1 - 12/31		1/2018 - 12/2018		1/2017 - 12/2017	
	#	%	#	%	#	%	#	%	#	%	#	%
Account Management	0	0.00%	0	0.00%	0	0.00%	0	0.00%	0	0.00%	1	100.00%

UTILIZATION REPORT

City of San Luis

January 01, 2018 - December 31, 2018

Trauma Summary



Trauma Summary	1/1 - 3/31		4/1 - 6/30		7/1 - 9/30		10/1 - 12/31		1/2018 - 12/2018		1/2017 - 12/2017	
	#	%	#	%	#	%	#	%	#	%	#	%
No Data To Report	0	0.00%	0	0.00%	0	0.00%	0	0.00%	0	0.00%	0	0.00%