



Action:

Keyword/Phrase 1:

Keyword/Phrase 2:

Keyword/Phrase 3:

Keyword/Phrase 4:

\_\_\_\_\_

\_\_\_\_\_

\_\_\_\_\_

\_\_\_\_\_

\_\_\_\_\_

\_\_\_\_\_

\_\_\_\_\_

\_\_\_\_\_

\_\_\_\_\_

\_\_\_\_\_

\_\_\_\_\_

\_\_\_\_\_

\_\_\_\_\_

\_\_\_\_\_

\_\_\_\_\_

\_\_\_\_\_

\_\_\_\_\_

\_\_\_\_\_

\_\_\_\_\_

\_\_\_\_\_

\_\_\_\_\_

\_\_\_\_\_

\_\_\_\_\_

\_\_\_\_\_

\_\_\_\_\_

\_\_\_\_\_

\_\_\_\_\_

\_\_\_\_\_

\_\_\_\_\_

\_\_\_\_\_

\_\_\_\_\_

\_\_\_\_\_

\_\_\_\_\_

\_\_\_\_\_

\_\_\_\_\_

\_\_\_\_\_

\_\_\_\_\_

\_\_\_\_\_

\_\_\_\_\_

\_\_\_\_\_

\_\_\_\_\_

\_\_\_\_\_

\_\_\_\_\_

\_\_\_\_\_

\_\_\_\_\_

\_\_\_\_\_

\_\_\_\_\_

\_\_\_\_\_

\_\_\_\_\_

\_\_\_\_\_

\_\_\_\_\_

\_\_\_\_\_

\_\_\_\_\_

\_\_\_\_\_

\_\_\_\_\_

\_\_\_\_\_

\_\_\_\_\_

\_\_\_\_\_

\_\_\_\_\_

\_\_\_\_\_

\_\_\_\_\_

\_\_\_\_\_



\_\_\_\_\_

\_\_\_\_\_

\_\_\_\_\_

\_\_\_\_\_

\_\_\_\_\_

\_\_\_\_\_

\_\_\_\_\_

\_\_\_\_\_

\_\_\_\_\_



\_\_\_\_\_

















\_\_\_\_\_

\_\_\_\_\_

\_\_\_\_\_

\_\_\_\_\_

\_\_\_\_\_

\_\_\_\_\_

\_\_\_\_\_

\_\_\_\_\_

\_\_\_\_\_

\_\_\_\_\_

\_\_\_\_\_

\_\_\_\_\_

\_\_\_\_\_

\_\_\_\_\_

\_\_\_\_\_

\_\_\_\_\_

\_\_\_\_\_

\_\_\_\_\_



\_\_\_\_\_

\_\_\_\_\_

\_\_\_\_\_

\_\_\_\_\_



\_\_\_\_\_

\_\_\_\_\_

\_\_\_\_\_

\_\_\_\_\_

\_\_\_\_\_

\_\_\_\_\_

\_\_\_\_\_

\_\_\_\_\_

\_\_\_\_\_



\_\_\_\_\_

\_\_\_\_\_

\_\_\_\_\_

\_\_\_\_\_

\_\_\_\_\_

\_\_\_\_\_

\_\_\_\_\_



\_\_\_\_\_

\_\_\_\_\_

\_\_\_\_\_

\_\_\_\_\_

\_\_\_\_\_

\_\_\_\_\_

\_\_\_\_\_

\_\_\_\_\_

\_\_\_\_\_

\_\_\_\_\_



\_\_\_\_\_

\_\_\_\_\_

\_\_\_\_\_

\_\_\_\_\_

\_\_\_\_\_

\_\_\_\_\_

\_\_\_\_\_

\_\_\_\_\_

\_\_\_\_\_



## AOP Product Search

Marketplace Formal Name













\_\_\_\_\_





\_\_\_\_\_

























\_\_\_\_\_

\_\_\_\_\_









































\_\_\_\_\_

\_\_\_\_\_

\_\_\_\_\_



\_\_\_\_\_

\_\_\_\_\_







\_\_\_\_\_

\_\_\_\_\_

\_\_\_\_\_

\_\_\_\_\_

\_\_\_\_\_

\_\_\_\_\_

\_\_\_\_\_

\_\_\_\_\_

\_\_\_\_\_



\_\_\_\_\_

\_\_\_\_\_



\_\_\_\_\_





\_\_\_\_\_

\_\_\_\_\_

\_\_\_\_\_
















\_\_\_\_\_

\_\_\_\_\_









\_\_\_\_\_



\_\_\_\_\_



\_\_\_\_\_





\_\_\_\_\_





\_\_\_\_\_

\_\_\_\_\_



























\_\_\_\_\_

\_\_\_\_\_

\_\_\_\_\_



\_\_\_\_\_



























\_\_\_\_\_

\_\_\_\_\_





\_\_\_\_\_

\_\_\_\_\_





\_\_\_\_\_

\_\_\_\_\_







\_\_\_\_\_

\_\_\_\_\_








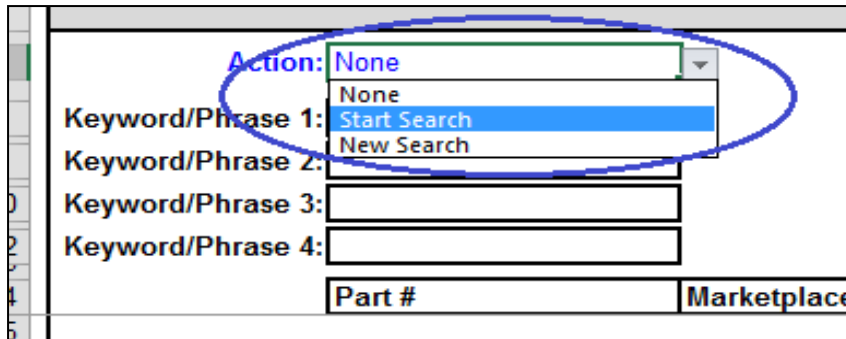
## TO START A SEARCH:

#1: Enter a Keyword/Phrase into one or more of the search fields listed on the 'Part # Search' form:



A screenshot of a web form titled 'Part # Search'. The form contains an 'Action:' dropdown menu set to 'None'. Below it are four text input fields labeled 'Keyword/Phrase 1:', 'Keyword/Phrase 2:', 'Keyword/Phrase 3:', and 'Keyword/Phrase 4:'. A blue oval highlights these four input fields. At the bottom of the form, there are two columns: 'Part #' and 'Marketplace F'.

#2: Click the 'Action' drop-down and select "Start Search":



A screenshot of the same 'Part # Search' form. The 'Action:' dropdown menu is open, showing three options: 'None', 'Start Search', and 'New Search'. The 'Start Search' option is highlighted in blue. A blue oval highlights the dropdown menu. The search fields and 'Part #'/'Marketplace' columns are also visible.

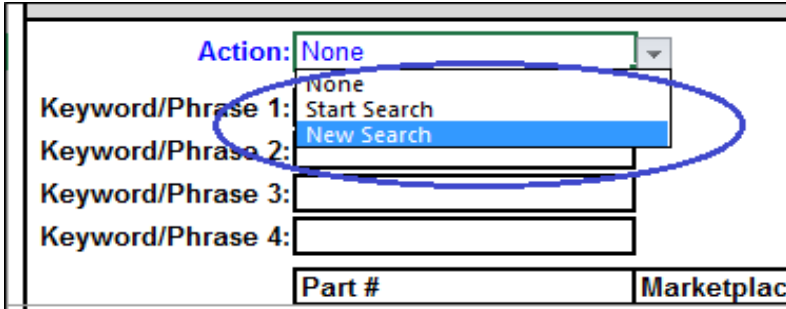
#3: The search results will display the Part # and Marketplace Formal Name for all matches:

Part #	Marketplace Formal Name
VP311-1101	3M(TM) E-A-R(TM) Classic(TM) Corded E
VP311-1115	3M(TM) E-A-R(TM) EXPRESS(TM) Pod F
VP311-1250	3M(TM) E-A-R(TM) E-A-Rsoft(TM) Yellow
VP311-1252	3M(TM) E-A-R(TM) E-A-Rsoft(TM) Yellow
VP311-4106	3M(TM) E-A-Rsoft(TM) Metal Detectable
VP312-1201	3M(TM) E-A-R(TM) Classic(TM) Uncorded
VP312-1250	3M(TM) E-A-R(TM) E-A-Rsoft(TM) Yellow
VP312-1260	3M(TM) E-A-Rsoft(TM) FX(TM) Corded Ea
VP318-1001	3M(TM) E-A-R(TM) Push-Ins(TM) Corded

## AOP Product Search Instructions


### START A NEW SEARCH:

Click the 'Action' drop-down and select "New Search":



The screenshot shows a search form with an 'Action' dropdown menu. The dropdown is open, showing options: 'None', 'Start Search', and 'New Search'. 'New Search' is highlighted in blue. Below the dropdown are four 'Keyword/Phrase' input fields and a table with 'Part #' and 'Marketplace' columns.

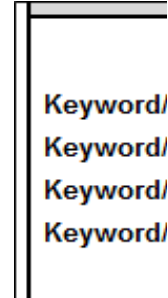
The keyword/Phrase fields as well as the search results will be cleared for a new search:



The screenshot shows the search form with all input fields (Keyword/Phrase 1-4 and the table) cleared. The 'Action' dropdown is no longer visible.

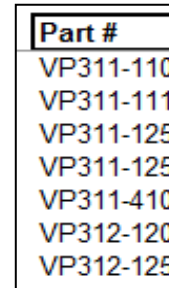
### SEARCH EXAMPLE

#1: For example, searching for "Vending" will return the following results:



Keyword/Phrase 1:
Keyword/Phrase 2:
Keyword/Phrase 3:
Keyword/Phrase 4:

#2: The search results for "Vending" will be cleared for a new search:



Part #
VP311-110
VP311-111
VP311-125
VP311-125
VP311-410
VP312-120
VP312-125

#### NOTES:

The search results will be cleared for a new search.

The search results will be cleared for a new search.

If no matches are found, the results will be "NO MATCHES FOUND".



**EXAMPLE:**

For example, if you wanted a list of all E-A-R corded earbuds you could enter:

Action:	None
/Phrase 1:	E-A-R
/Phrase 2:	corded
/Phrase 3:	vend
/Phrase 4:	
Part #	Marketpla

The search form searches all Marketplace Formal names that contain "E-A-R" AND "Corded" AND "vend" and returns those results:

	Marketplace Formal Name
01	3M(TM) E-A-R(TM) Classic(TM) Corded
15	3M(TM) E-A-R(TM) EXPRESS(TM) Pod
50	3M(TM) E-A-R(TM) E-A-Rsoft(TM) Yellow
52	3M(TM) E-A-R(TM) E-A-Rsoft(TM) Yellow
06	3M(TM) E-A-Rsoft(TM) Metal Detectable
01	3M(TM) E-A-R(TM) Classic(TM) Uncorded
50	3M(TM) E-A-R(TM) E-A-Rsoft(TM) Yellow

Searches are NOT case sensitive ("E-A-R" vs "e-a-r" will give the same result).

The search only searches the Marketplace Formal Name. Be mindful when forming your search.

If no records are found a message saying "NO RECORDS" will display in the results.

