



## NOTICE OF WORK SESSION

In accordance with § 38-431.01 of the Arizona Revised Statutes of the State of Arizona, notice is hereby given to the Members of City Council and to the general public that the Mayor and Council of the City of San Luis, Arizona, will hold a Work Session meeting at 6:00 p.m., Wednesday, February 5, 2025. The Work Session will take place at the City Council Chambers, located at 1090 E. Union Street, San Luis, Arizona, 85349. The public is invited to attend the open meeting.

In accordance with the Americans with Disabilities Act (ADA) and Section 504 of the Rehabilitation Act of 1973, the City of San Luis does not discriminate on the basis of disability in the admission of or access to, or treatment of employment in its programs, activities, or services. For information regarding rights and provisions of the ADA or Section 504, or to request reasonable accommodations for participation in City programs, activities or services contact: ADA/Section 504 Coordinator, City of San Luis Human Resources Department, 1090 E. Union Street, San Luis, Arizona, 85349; (928) 341-8520.

Notice is hereby given that pursuant to A.R.S. § 1-602.A.9, subject to certain specified statutory exceptions, parents have a right to consent before the State or any of its political subdivisions make a video or audio recording of a minor child. Meetings of the City Council are audio and/or video recorded, and, as a result, proceedings in which children are present may be subject to such recordings. Parents in order to exercise their rights may either file written consent with the City Clerk to such recordings, or take personal action to ensure that their child or children are not present when a recording may be made. If a child is present at the time a recording is made, the City will assume that the rights afforded parents pursuant to A.R.S. § 1-602.A.9 have been waived.

THIS NOTICE IS GIVEN BY:

/s/ Sonia Cornelio, City Clerk

## AVISO DE SESION DE TRABAJO

De acuerdo con los Estatutos del Estado de Arizona A.R.S. § 38-431.01, se le informa a los miembros del Cabildo y al público en general que el Alcalde y el Cabildo, tendrán una Sesión de Trabajo a las 6:00 p.m., el día Miércoles, 5 de Febrero del 2025. La junta se llevará a cabo en la Sala del Cabildo, ubicada en el 1090 E. Union Street, San Luis, Arizona, 85349. El público está invitado a la junta.

De acuerdo con el Acta de Americanos con Discapacidades y la Sección 504 del Acta de Rehabilitación del 1973, la Ciudad de San Luis, Arizona no discrimina por causa de discapacidad la admisión y acceso a sus programas, actividades, servicios o en el trato en cuanto a empleo. Para más información referente a derechos y provisiones del Acta de Americanos con Discapacidades o Sección 504, o para solicitar adaptaciones que sean razonables para la participación en programas, actividades o servicios de la Ciudad, contactar al: Coordinador del Acta de Americanos con Discapacidades/Sección 504, Departamento de Recursos Humanos de la Ciudad de San Luis, Arizona, ubicado en el 1090 E. Union Street, San Luis, Arizona, 85349; (928) 341-8520.

Por medio de este aviso y de acuerdo con los Estatutos del Estado de Arizona A.R.S § 1-602.A.9, sujeto a ciertas excepciones reglamentarias, los padres de familia tienen el derecho de dar el consentimiento ante el Estado o cualquiera de sus subdivisiones políticas para hacer una grabación de audio o video de su hijo menor de edad. Las juntas del Cabildo se graban en audio y/o video y como resultado, el hecho de que haya menores presentes puede ser sujeto a que sean grabados. Para que los padres de familia puedan ejercer sus derechos pueden dar el consentimiento por escrito con la Secretaria de la Ciudad a tal grabación, o tomar acción personal para asegurarse que su hijo menor no esté presente cuando la grabación se lleve a cabo. Si un menor de edad está presente en el momento de la grabación, la Ciudad asumirá que los padres de familia están cediendo los derechos sobre una posible grabación de acuerdo con los Estatutos del Estado de Arizona A.R.S. § 1-602.A.9.

ESTE AVISO ES DADO POR:

/f/ Sonia Cornelio, Actuaría de la Ciudad



## AMENDED AGENDA 2/4/2025

### AGENDA Work Session San Luis City Council Council Chambers 1090 E. Union Street San Luis, AZ 85349 February 5, 2025 6:00 p.m.

PLEASE TAKE NOTICE THAT MEMBERS OF THE CITY COUNCIL WILL ATTEND EITHER IN PERSON, TELEPHONE, OR VIDEO CONFERENCE COMMUNICATION. THE MAYOR OR ACTING MAYOR FOR THIS MEETING MAY CHANGE THE ORDER OF THE ITEMS; IF AUTHORIZED BY LAW AND BY A MAJORITY VOTE OF A QUORUM OF CITY COUNCIL MEMBERS PRESENT, AN EXECUTIVE SESSION WILL BE HELD IMMEDIATELY FOLLOWING THE VOTE IN ACCORDANCE WITH A.R.S. § 38-431.03(A) AND THE MEETING WILL BE TEMPORARILY RECESSED WHILE THE CITY COUNCIL RETIRES TO EXECUTIVE SESSION WHICH WILL NOT BE OPEN TO THE PUBLIC.

TENGA EN CUENTA QUE LOS MIEMBROS DEL CABILDO DE LA CIUDAD ASISTIRÁN EN PERSONA, TELÉFONO O COMUNICACIÓN POR VIDEO CONFERENCIA. LA ALCALDESA O ALCALDE INTERINO DE ESTA REUNIÓN PUEDE CAMBIAR EL ORDEN DE LOS TEMAS; SI ESTÁ AUTORIZADO POR LA LEY Y POR MAYORÍA DE VOTOS DE UN QUÓRUM DE MIEMBROS DEL CABILDO PRESENTES, SE LLEVARÁ A CABO UNA SESIÓN EJECUTIVA INMEDIATAMENTE DESPUÉS DE LA VOTACIÓN DE ACUERDO CON LOS ESTATUTOS DEL ESTADO DE ARIZONA A.R.S. § 38-431.03 (A) Y LA REUNIÓN SERÁ TEMPORALMENTE RECESADA MIENTRAS EL CABILDO DE LA CIUDAD SE RETIRE A UNA SESIÓN EJECUTIVA QUE NO ESTARÁ ABIERTA AL PÚBLICO.

1. CALL TO ORDER/ROLL CALL 6:00 P.M.
  
2. ITEMS FOR DISCUSSION ONLY:
  2. A. Discussion and review of the financial stability of the City of San Luis for the next five (5) years. Informational session, no action. **(Roula Encinas, Director of Finance)** Discussed
  
  2. B. Presentations followed by discussion on any and all matters regarding the end of the calendar year report by city departments on capital projects, programs, and services offered to our community. **(Department Heads)** Discussed
  
  2. C. Presentation followed by discussion on any and all matters regarding the promotion and selection of the twelve (12) businesses for the inaugural Fuerza Local Business Accelerator Program. **(Armando Esparza, Director of Economic Development & Government Affairs)** Discussed
  
3. ADJOURNMENT 8:26 P.M.

IN THE EVENT A MAJORITY OF THE COUNCIL IS NOT PRESENT, AN INFORMAL WORK SESSION MAY BE HELD.



## AGENDA ITEM REVIEW FORM

### Work Session

2. A.

**Meeting Date:** 02/05/2025

**Department Head:** Roula Encinas, Director of Finance, Finance Department

**Submitted By:** Roula Encinas, Director of Finance, Finance Department

**Action Requested:** Discussion Item - No Action to be Taken

---

### ITEM:

Discussion and review of the financial stability of the City of San Luis for the next five (5) years. Informational session, no action. **(Roula Encinas, Director of Finance)**

### SUMMARY:

The City of San Luis must have the ability to anticipate future financial challenges and maintain fiscal stability. To support city officials in making informed decisions, the Finance Department develops five-year revenue and expenditure forecasts. These forecasts will include:

- **Revenue projections** from sales tax, state-shared revenues, and utility revenues.
- **Expenditure trends**, including personnel costs and operational needs.
- **Reserve fund levels** to ensure financial preparedness for economic downturns and unexpected expenses.
- **Impacts** of inflation, economic conditions, and state/federal funding changes.
- **Capital improvement** and infrastructure investments.

Long-Range Planning & Reserves: Annual financial projections will guide budget decisions, ensuring preparedness for economic shifts and infrastructure needs. A minimum reserve of four months' operational expenditure will be maintained. Any use of reserves must include a structured repayment plan within three fiscal years.

### RECOMMENDATION / SUGGESTED MOTION:

**Discussion and possible directions to staff only, no action.**

---

### Fiscal Impact

**IS THERE FISCAL IMPACT ASSOCIATED WITH THIS ITEM:** N/A

**CITY/STATE/FEDERAL FUNDS:** N/A

**TOTAL:** N/A

**BUDGETED AMOUNT:** N/A

**AVAILABLE AMOUNT TO TRANSFER:** N/A

**ACCT NAME & GL#/REMAINING BALANCE BEFORE PURCHASE:** N/A

**FISCAL IMPACT STATEMENT (IF THIS IS A BUDGET TRANSFER, YOU MUST ATTACH THE BUDGET ADJUSTMENT FORM):**

N/A

---

## **Attachments**

General Fund Budget Analysis

HURF Budget Analysis

Water Budget Analysis

WW Budget Analysis

SW Budget Analysis

Ambulance Budget Analysis

Fund Balance Analysis 2/2/2025

---

City of San Luis, Arizona  
Budget Analysis

	FY 25-26	FY 26-27	FY 27-28	FY 28-29	FY 29-30
<b>General Fund</b>					
<b>Revenues</b>					
Charges For Services	\$ 46,840	\$ 47,777	\$ 48,732	\$ 49,707	\$ 50,701
Debt Proceeds	0	0	0	0	0
Fines & Forfeits	277,000	282,540	288,191	293,955	299,834
Interest Revenue	250,000	255,000	260,100	265,302	270,608
Intergovernmental	14,568,110	14,859,472	15,156,662	15,459,795	15,768,991
Licenses & Permits	981,760	1,001,395	1,021,423	1,041,852	1,062,689
Other Financing Sources	0	0	0	0	0
Other Revenue	105,000	106,050	107,111	108,182	109,263
Rent	173,300	173,300	173,300	173,300	173,300
Taxes	17,493,480	17,843,350	18,200,217	18,564,221	18,935,505
<b>Total Revenues</b>	<b>\$ 33,895,490</b>	<b>\$ 34,568,884</b>	<b>\$ 35,255,735</b>	<b>\$ 35,956,313</b>	<b>\$ 36,670,891</b>
		2.0%	2.0%	2.0%	2.0%
<b>Expenditures</b>					
Contingencies	265,000	265,000	265,000	265,000	265,000
Long Term Debt Service	0	0	0	0	0
Maintenance	2,969,925	3,029,324	3,089,910	3,151,708	3,214,742
Non-Departmental	(4,827,040)	(4,923,581)	(5,022,052)	(5,122,493)	(5,224,943)
Other Financing Sources - Uses	7,437,500	4,211,773	5,357,626	3,518,751	3,788,185
Salaries & Related Expenses	24,580,410	25,072,018	25,573,459	26,084,928	26,606,626
Special Services	8,097,026	8,258,967	8,424,146	8,592,629	8,764,481
Supplies	1,763,545	1,798,816	1,834,792	1,871,488	1,908,918
<b>Total Expenditures</b>	<b>\$ 40,286,366</b>	<b>\$ 37,712,316</b>	<b>\$ 39,522,880</b>	<b>\$ 38,362,010</b>	<b>\$ 39,323,010</b>
		-6%	5%	-3%	3%
<b>Operation Result</b>	<b>\$ (6,390,876)</b>	<b>\$ (3,143,433)</b>	<b>\$ (4,267,145)</b>	<b>\$ (2,405,697)</b>	<b>\$ (2,652,119)</b>
<b>Capital Items</b>	<b>\$ 5,539,390</b>	<b>\$ 2,919,690</b>	<b>\$ 2,805,000</b>	<b>\$ 355,000</b>	<b>\$ 155,000</b>
<b>Net Result</b>	<b>\$ (11,930,266)</b>	<b>\$ (6,063,123)</b>	<b>\$ (7,072,145)</b>	<b>\$ (2,760,697)</b>	<b>\$ (2,807,119)</b>
<b>Beginning Fund Balance</b>	<b>\$ 37,513,669</b>	<b>\$ 25,583,403</b>	<b>\$ 19,520,280</b>	<b>\$ 12,448,136</b>	<b>\$ 9,687,438</b>
<b>Ending Fund Balance</b>	<b>\$ 25,583,403</b>	<b>\$ 19,520,280</b>	<b>\$ 12,448,136</b>	<b>\$ 9,687,438</b>	<b>\$ 6,880,320</b>
<b>Operational Reserves</b>	<b>\$ 13,428,789</b>	<b>\$ 12,570,772</b>	<b>\$ 13,174,293</b>	<b>\$ 12,787,337</b>	<b>\$ 13,107,670</b>
<b>Ending Fund balance net of reserves</b>	<b>12,154,614</b>	<b>6,949,508</b>	<b>-726,158</b>	<b>-3,099,898</b>	<b>-6,227,350</b>
		-43%	-110%	327%	101%

City of San Luis, Arizona  
Budget Analysis

	FY 25-26		FY 26-27		FY 27-28		FY 28-29		FY 29-30	
<b>HURF</b>										
<b>Revenues</b>										
Charges For Services	\$	-	\$	-	\$	-	\$	-	\$	-
Debt Proceeds		0		0		0		0		0
HURF - Special Revenues		3,628,630		3,810,062		4,000,565		4,200,593		4,410,622
Interest Revenue		75,000		76,500		78,030		79,591		81,182
Other Financing Sources		4,687,092		1,896,863		3,044,899		1,552,780		1,823,057
Other Revenue		0								
<b>Total Revenues</b>	<b>\$</b>	<b>8,390,722</b>	<b>\$</b>	<b>5,783,425</b>	<b>\$</b>	<b>7,123,493</b>	<b>\$</b>	<b>5,832,963</b>	<b>\$</b>	<b>6,314,862</b>
				-31%		23%		-18%		8%
<b>Expenditures</b>										
Maintenance		310,080		316,282		322,607		329,059		335,641
Non-Departmental		643,130		655,993		669,112		682,495		696,145
Other Financing Sources - Uses		927,640		0		0		0		0
Salaries & Related Expenses		1,388,090		1,415,852		1,444,169		1,473,052		1,502,513
Special Services		1,044,430		1,065,319		1,086,625		1,108,357		1,130,525
Supplies		49,000		49,980		50,980		51,999		53,039
<b>Total Expenditures</b>	<b>\$</b>	<b>4,362,370</b>	<b>\$</b>	<b>3,503,425</b>	<b>\$</b>	<b>3,573,493</b>	<b>\$</b>	<b>3,644,963</b>	<b>\$</b>	<b>3,717,862</b>
				-20%		2%		2%		2%
<b>Operation Result</b>	<b>\$</b>	<b>4,028,352</b>	<b>\$</b>	<b>2,280,000</b>	<b>\$</b>	<b>3,550,000</b>	<b>\$</b>	<b>2,188,000</b>	<b>\$</b>	<b>2,597,000</b>
<b>Capital Items</b>	<b>\$</b>	<b>4,157,540</b>	<b>\$</b>	<b>2,280,000</b>	<b>\$</b>	<b>3,550,000</b>	<b>\$</b>	<b>2,188,000</b>	<b>\$</b>	<b>2,597,000</b>
<b>Net Result</b>	<b>\$</b>	<b>(129,188)</b>	<b>\$</b>	<b>-</b>	<b>\$</b>	<b>-</b>	<b>\$</b>	<b>-</b>	<b>\$</b>	<b>-</b>
<b>Beginning Fund Balance</b>	<b>\$</b>	<b>129,188</b>	<b>\$</b>	<b>-</b>	<b>\$</b>	<b>-</b>	<b>\$</b>	<b>-</b>	<b>\$</b>	<b>-</b>
<b>Ending Fund Balance</b>	<b>\$</b>	<b>-</b>	<b>\$</b>	<b>-</b>	<b>\$</b>	<b>-</b>	<b>\$</b>	<b>-</b>	<b>\$</b>	<b>-</b>
<b>Operational Reserves</b>	<b>\$</b>	<b>1,454,123</b>	<b>\$</b>	<b>1,167,808</b>	<b>\$</b>	<b>1,191,164</b>	<b>\$</b>	<b>1,214,988</b>	<b>\$</b>	<b>1,239,287</b>
<b>Ending Fund Balance (Less operational reserves)</b>	<b>\$</b>	<b>(1,454,123)</b>	<b>\$</b>	<b>(1,167,808)</b>	<b>\$</b>	<b>(1,191,164)</b>	<b>\$</b>	<b>(1,214,988)</b>	<b>\$</b>	<b>(1,239,287)</b>
				-20%		2%		2%		2%

City of San Luis, Arizona  
Budget Analysis

	FY 25-26	FY 26-27	FY 27-28	FY 28-29	FY 29-30
<b>Water</b>					
<b>Revenues</b>					
Charges For Services	\$ 6,355,160	\$ 6,545,815	\$ 6,676,731	\$ 6,810,266	\$ 6,946,471
Interest Revenue	165,000	165,000	165,000	165,000	165,000
Other Financing Sources	0	0	0	0	0
Other Revenue	1,402,920	125,000	125,000	125,000	125,000
<b>Total Revenues</b>	<b>\$ 7,923,080</b>	<b>\$ 6,835,815</b>	<b>\$ 6,966,731</b>	<b>\$ 7,100,266</b>	<b>\$ 7,236,471</b>
		-14%	2%	2%	2%
<b>Expenditures</b>					
Contingencies	0	0	0	0	0
Long Term Debt Service	769,300	769,145	769,016	767,934	767,345
Maintenance	576,780	588,316	600,082	612,084	624,325
Non-Departmental	1,225,790	1,250,306	1,275,312	1,300,818	1,326,835
Other Financing Sources - Uses	0	0	0	0	0
Salaries & Related Expenses	1,082,680	1,104,334	1,126,420	1,148,949	1,171,928
Special Services	829,140	845,723	831,685	848,319	865,285
Supplies	328,400	334,968	344,476	351,366	358,393
<b>Total Expenditures</b>	<b>\$ 4,812,090</b>	<b>\$ 4,892,791</b>	<b>\$ 4,946,991</b>	<b>\$ 5,029,469</b>	<b>\$ 5,114,110</b>
		2%	1%	2%	2%
<b>Operation Result</b>	<b>\$ 3,110,990</b>	<b>\$ 1,943,024</b>	<b>\$ 2,019,740</b>	<b>\$ 2,070,797</b>	<b>\$ 2,122,361</b>
<b>Capital Items</b>	<b>\$ 5,047,400</b>	<b>\$ 1,510,000</b>	<b>\$ 3,520,000</b>	<b>\$ 7,000,000</b>	<b>\$ 1,300,000</b>
<b>Net Result</b>	<b>\$ (1,936,410)</b>	<b>\$ 433,024</b>	<b>\$ (1,500,260)</b>	<b>\$ (4,929,203)</b>	<b>\$ 822,361</b>
<b>Beginning Fund Balance</b>	<b>\$ 12,007,923</b>	<b>\$ 10,071,513</b>	<b>\$ 10,504,537</b>	<b>\$ 9,004,277</b>	<b>\$ 4,075,074</b>
<b>Ending Balance</b>	<b>\$ 10,071,513</b>	<b>\$ 10,504,537</b>	<b>\$ 9,004,277</b>	<b>\$ 4,075,074</b>	<b>\$ 4,897,435</b>
<b>Operational Reserves</b>	<b>\$ 1,604,030</b>	<b>\$ 1,630,930</b>	<b>\$ 1,648,997</b>	<b>\$ 1,676,490</b>	<b>\$ 1,704,703</b>
<b>Ending Fund Balance net of reserves</b>	<b>\$ 8,467,483</b>	<b>\$ 8,873,607</b>	<b>\$ 7,355,280</b>	<b>\$ 2,398,585</b>	<b>\$ 3,192,731</b>
		5%	-17%	-67%	33%

City of San Luis, Arizona  
Budget Analysis

	FY 25-26	FY 26-27	FY 27-28	FY 28-29	FY 29-30
<b>Wastewater</b>					
<b>Revenues</b>					
Charges For Services	\$ 6,989,230	\$ 7,198,907	\$ 7,342,885	\$ 7,489,743	\$ 7,639,538
Debt Proceeds	19,700,000	5,006,000	-	-	-
Interest Revenue	95,000	95,000	95,000	95,000	95,000
Other Financing Sources	0	0	0	0	0
Other Revenue	1,000	1,000	1,000	1,000	1,000
<b>Total Revenues</b>	<b>\$ 26,785,230</b>	<b>\$ 12,300,907</b>	<b>\$ 7,438,885</b>	<b>\$ 7,585,743</b>	<b>\$ 7,735,538</b>
		-54%	-40%	2%	2%
<b>Expenditures</b>					
Long Term Debt Service	932,200	1,563,936	1,488,290	2,661,624	2,684,131
Maintenance	720,280	734,686	749,379	764,367	779,654
Non-Departmental	1,327,290	1,353,836	1,380,913	1,408,531	1,436,701
Other Financing Sources - Uses	0	0	0	0	0
Salaries & Related Expenses	1,539,140	1,569,923	1,601,321	1,633,348	1,666,015
Special Services	1,132,680	1,155,334	1,178,440	1,202,009	1,226,049
Supplies	98,700	100,674	102,687	104,741	106,836
<b>Total Expenditures</b>	<b>\$ 5,750,290</b>	<b>\$ 6,478,388</b>	<b>\$ 6,501,031</b>	<b>\$ 7,774,620</b>	<b>\$ 7,899,387</b>
		13%	0%	20%	2%
<b>Operating Result</b>	<b>\$ 21,034,940</b>	<b>\$ 5,822,519</b>	<b>\$ 937,854</b>	<b>\$ (188,877)</b>	<b>\$ (163,849)</b>
<b>Capital Items</b>	<b>\$ 20,118,000</b>	<b>\$ 8,480,000</b>	<b>\$ 1,250,000</b>	<b>\$ 15,250,000</b>	<b>\$ 250,000</b>
<b>Net Result</b>	<b>\$ 916,940</b>	<b>\$ (2,657,481)</b>	<b>\$ (312,146)</b>	<b>\$ (15,438,877)</b>	<b>\$ (413,849)</b>
<b>Beginning Fund Balance</b>	<b>\$ 4,302,015</b>	<b>\$ 5,218,955</b>	<b>\$ 2,561,474</b>	<b>\$ 2,249,328</b>	<b>\$ (13,189,549)</b>
<b>Ending Balance</b>	<b>\$ 5,218,955</b>	<b>\$ 2,561,474</b>	<b>\$ 2,249,328</b>	<b>\$ (13,189,549)</b>	<b>\$ (13,603,398)</b>
<b>Operational Reserves</b>	<b>\$ 1,916,763</b>	<b>\$ 2,159,463</b>	<b>\$ 2,167,010</b>	<b>\$ 2,591,540</b>	<b>\$ 2,633,129</b>
<b>Ending Fund Balance net of reserves</b>	<b>\$ 3,302,192</b>	<b>\$ 402,012</b>	<b>\$ 82,318</b>	<b>\$ (15,781,088)</b>	<b>\$ (16,236,526)</b>
		-88%	-80%	-19271%	3%

City of San Luis, Arizona  
Budget Analysis

	FY 25-26	FY 26-27	FY 27-28	FY 28-29	FY 29-30
<b>Solid Waste</b>					
<b>Revenues</b>					
Charges For Services	\$ 2,761,860	\$ 2,844,716	\$ 2,901,610	\$ 2,959,642	\$ 3,018,835
Other Financing Sources	0	0	0	0	0
Other Revenue	47,250	48,195	49,159	50,142	51,145
<b>Total Revenues</b>	<b>\$ 2,809,110</b>	<b>\$ 2,892,911</b>	<b>\$ 2,950,769</b>	<b>\$ 3,009,784</b>	<b>\$ 3,069,980</b>
		3%	2%	2%	2%
<b>Expenditures</b>					
Contingencies	0	0	0	0	0
Long Term Debt Service	0	0	0	0	0
Maintenance	294,480	300,370	306,377	312,505	318,755
Non-Departmental	803,340	819,407	835,795	852,511	869,561
Other Financing Sources - Uses	0				
Salaries & Related Expenses	433,740	442,415	451,263	460,288	469,494
Special Services	562,730	573,985	585,464	597,174	609,117
Supplies	87,500	89,250	91,035	92,856	94,713
<b>Total Expenditures</b>	<b>\$ 2,181,790</b>	<b>\$ 2,225,426</b>	<b>\$ 2,269,934</b>	<b>\$ 2,315,333</b>	<b>\$ 2,361,640</b>
		2%	2%	2%	2%
<b>Operating Result</b>	<b>\$ 627,320</b>	<b>\$ 667,485</b>	<b>\$ 680,835</b>	<b>\$ 694,451</b>	<b>\$ 708,340</b>
<b>Capital Items</b>	<b>\$ -</b>	<b>\$ 244,000</b>	<b>\$ 130,000</b>	<b>\$ 400,000</b>	<b>\$ -</b>
<b>Net Result</b>	<b>\$ 627,320</b>	<b>\$ 423,485</b>	<b>\$ 550,835</b>	<b>\$ 294,451</b>	<b>\$ 708,340</b>
<b>Beginning Fund Balance</b>	<b>\$ (1,614,534)</b>	<b>\$ (987,214)</b>	<b>\$ (563,729)</b>	<b>\$ (12,894)</b>	<b>\$ 281,557</b>
<b>Ending Balance</b>	<b>\$ (987,214)</b>	<b>\$ (563,729)</b>	<b>\$ (12,894)</b>	<b>\$ 281,557</b>	<b>\$ 989,898</b>
<b>Operational Reserves</b>	<b>\$ 727,263</b>	<b>\$ 741,809</b>	<b>\$ 756,645</b>	<b>\$ 771,778</b>	<b>\$ 787,213</b>
<b>Ending Fund Balance net of reserves</b>	<b>\$ (1,176,355)</b>	<b>\$ (1,305,538)</b>	<b>\$ (769,539)</b>	<b>\$ (490,221)</b>	<b>\$ 202,684</b>
		11%	-41%	-36%	-141%

City of San Luis, Arizona  
Budget Analysis

	FY 25-26	FY 26-27	FY 27-28	FY 28-29	FY 29-30
<b>Ambulance Fund</b>					
<b>Revenues</b>					
Charges For Services	\$ 3,300,000	\$ 3,366,000	\$ 3,433,320	\$ 3,501,986	\$ 3,572,026
Other Financing Sources	0	0	0	0	0
Other Revenue	371,000	0	0	0	0
<b>Total Revenues</b>	<b>\$ 3,671,000</b>	<b>\$ 3,366,000</b>	<b>\$ 3,433,320</b>	<b>\$ 3,501,986</b>	<b>\$ 3,572,026</b>
<b>Expenditures</b>					
Contingencies	0	0	0	0	0
Long Term Debt Service	78,000	77,826	77,603	77,722	77,640
Maintenance	180,230	183,835	187,511	191,262	195,087
Non-Departmental	516,670	527,003	537,543	548,294	559,260
Salaries & Related Expenses	2,396,840	2,444,777	2,493,672	2,543,546	2,594,417
Special Services	208,700	212,874	217,131	221,474	225,904
Supplies	218,000	222,360	226,807	231,343	235,970
<b>Total Expenditures</b>	<b>\$ 3,598,440</b>	<b>\$ 3,668,675</b>	<b>\$ 3,740,269</b>	<b>\$ 3,813,641</b>	<b>\$ 3,888,277</b>
<b>Operating Result</b>	<b>\$ 72,560</b>	<b>\$ (302,675)</b>	<b>\$ (306,949)</b>	<b>\$ (311,655)</b>	<b>\$ (316,251)</b>
Capital Items	1,440,060	0	0	0	0
<b>Net Result</b>	<b>\$ (1,367,500)</b>	<b>\$ (302,675)</b>	<b>\$ (306,949)</b>	<b>\$ (311,655)</b>	<b>\$ (316,251)</b>
<b>Beginning Fund Balance</b>	<b>\$ 648,713</b>	<b>\$ (718,787)</b>	<b>\$ (1,021,462)</b>	<b>\$ (1,328,411)</b>	<b>\$ (1,640,065)</b>
<b>Ending Fund Balance</b>	<b>\$ (718,787)</b>	<b>\$ (1,021,462)</b>	<b>\$ (1,328,411)</b>	<b>\$ (1,640,065)</b>	<b>\$ (1,956,317)</b>
<b>Operational Reserves</b>	<b>\$ 1,199,480</b>	<b>\$ 1,222,892</b>	<b>\$ 1,246,756</b>	<b>\$ 1,271,214</b>	<b>\$ 1,296,092</b>
<b>Ending Fund Balance</b>	<b>\$ (1,918,267)</b>	<b>\$ (2,244,353)</b>	<b>\$ (2,575,167)</b>	<b>\$ (2,911,279)</b>	<b>\$ (3,252,409)</b>
		17%	15%	13%	12%

City of San Luis

Fund Balance Analysis as of June 30th, 2024

	General Fund	HURF	Water	WW	SW	Ambulance
Nonspendable	337,448	133,741				
Net Investment in Capital Assets			15,444,973	17,428,586	1,603,731	1,328,967
Restricted for:						
Impact Fees		3,355,006	933,809	1,479,321		
Highways and Streets		129,188				
Debt Service			480,118			
Unrestricted/unassigned	37,513,669	-	12,007,923	4,302,015	(1,614,534)	648,713
Total Fund Balance	\$ 37,851,117	\$ 3,617,935	\$ 28,866,823	\$ 23,209,922	\$ (10,803)	\$ 1,977,680



## AGENDA ITEM REVIEW FORM

### Work Session

2. B.

**Meeting Date:** 02/05/2025

**Department Head:** Jenny Torres, Acting City Manager, Administration

**Submitted By:** Jenny Torres, Acting City Manager, Administration

**Action Requested:** Discussion Item - No Action to be Taken

---

### ITEM:

Presentations followed by discussion on any and all matters regarding the end of the calendar year report by city departments on capital projects, programs, and services offered to our community.

**(Department Heads)**

### SUMMARY:

All city departments will provide an end of the calendar year report on all capital projects, programs and services offered to our community.

### RECOMMENDATION / SUGGESTED MOTION:

**INFORMATIONAL ITEM ONLY, NO ACTION TO BE TAKEN BY THE CITY COUNCIL.**

---

### Fiscal Impact

**IS THERE FISCAL IMPACT ASSOCIATED WITH THIS ITEM:** N/A

**CITY/STATE/FEDERAL FUNDS:** N/A

**TOTAL:** N/A

**BUDGETED AMOUNT:** N/A

**AVAILABLE AMOUNT TO TRANSFER:** N/A

**ACCT NAME & GL#/REMAINING BALANCE BEFORE PURCHASE:** N/A

**FISCAL IMPACT STATEMENT (IF THIS IS A BUDGET TRANSFER, YOU MUST ATTACH THE BUDGET ADJUSTMENT FORM):**

N/A

---

### Attachments

Finance

Fire Department

Information Technology

Police Department

Public Works

---




**FINANCE**  
**DEPARTMENT**  
**PRESENTATION**


# Accomplishments

- Time & Attendance System – January 2024
- Bond Refinancing – April 2024
- Finance Training – Managers and NWS End Users (P-cards, Travel Request, Procurement) – May 2024
- Home Rule Option Submission – July 2024
- ROG (Receipt of Goods) Module NWS – Implementation and Training to NWS End Users - October 2024
- HIPAA Training – October 2024
- Finance Wing Reconfiguration Project.



# Finance Wing Reconfiguration Project.





# Finance Wing Reconfiguration Project.

# Awards

- GFOA CERTIFICATE OF ACHIEVEMENT FOR EXCELLENCE IN FINANCIAL REPORTING FOR ACFR FY 2023
- GFOA DISTINGUISHED BUDGET PRESENTATION AWARD FOR BUDGET FY2025




Questions?

---



The background features a complex geometric composition. A diagonal line runs from the top-left to the bottom-right. The area to the left of this line is divided into several sections: a dark purple triangle at the top-left containing a white dot; a blue square with concentric circles; a light grey semi-circle; a pink triangle with diagonal lines; a pink square with a white corner and concentric lines; a blue square; a grey triangle; and a pink square. The area to the right of the diagonal line is a solid blue background.

# FIRE DEPARTMENT



# FIRE DEPARTMENT

- Statistics
- Capital Projects
- Grants
- Services
- Programs



# STATISTICS

- Number of Calls for Service: 5,221.
- Number of transports: 3,873.



# CAPITAL PROJECTS

- PURCHASE OF A NEW FIRE TRUCK.

- \$1,200,000 DLLS. EXPECTED DELIVERY IS FY 2028



# GRANTS

Congressional Direct Spending Grant

- Purchase of a new Ambulance
- Phoenix G2 Dispatch Software

Total: \$ 587,000




# SERVICES

- Emergency Medical Services
- Fire & HazMat
- Community Paramedicine
- Inspections (Home and Commercial)
- CPR/First Aid Training
- School Fairs/Career Exploration
- Blood Pressure Checks with our Seniors.

# PROGRAMS

- CO-OP Program with San Luis High School.
- EMS Ride Along Program.
- AWC, CBP, EMT, CEP Preceptor Programs.
- Fire Academy Instructors.
- Training with our Billing Agency on report/narrative writing.



# Information Technology Department Annual Report: Capital Projects, Programs, and Services



Jossue Cerda, IT Support Supervisor

# Key IT Capital Projects in 2025

## Project 1: Cameras and system server upgrade

**Description:** The **Cameras and Camera System Server Upgrade** enhancement of the city's surveillance by installing cameras and upgrading the server for better monitoring, retention and security.

**Timeline:** July 2024 – Jun 2025

**Status:** This system will maintain 120 cameras located in city buildings and 40 additional cameras which 20 out of the 40 have arrived, Server upgrade is on the process of purchase and configuration



# Key IT Capital Projects in 2025

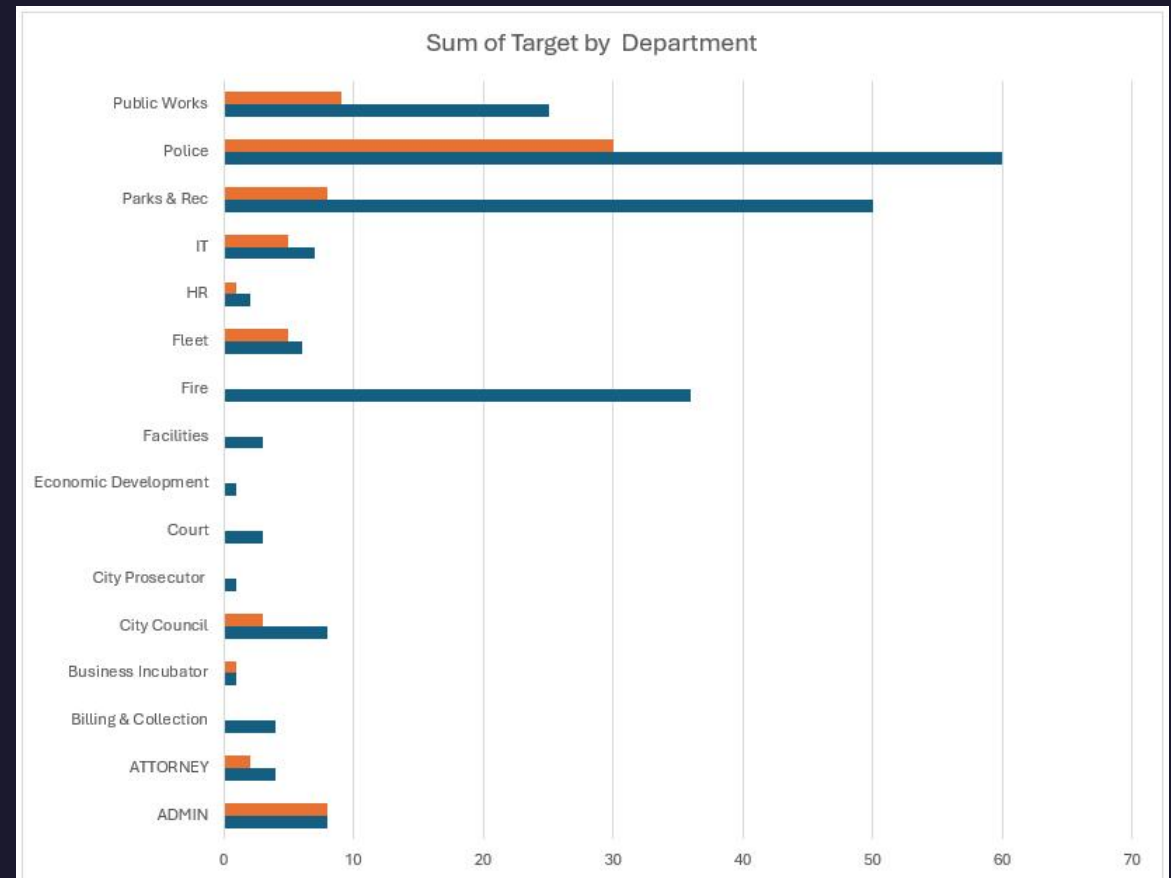
- **Project 2: Mobile Device Management**

- **Description:** Implement a Mobile Device Management (MDM) system to streamline management of employee mobile devices and maintain accurate inventory.

- **Timeline:** July 2024 – Jun 2025

- **Status:** In progress

<b>Total</b>	<b>80</b>	<b>219</b>	<b>37%</b>
--------------	-----------	------------	------------



# Key IT Capital Projects in 2025

- **Project 3: Radio Communication Tower**

- **Description:** The construction and installation of a new **Radio Communication Tower** to enhanced coverage and reliability in the eastern region of the city ensuring seamless communication for emergency services and improving response times across the city.


- **Timeline:** July 2024 – Jun 2025 1<sup>st</sup> half of project

- **Status:** Item will be presented to council February 12th



# Programs and services for the City of San Luis

- Annual Training for 300+ employees in cybersecurity is essential for protecting public data and maintaining trust, which is vital for effective public service.
- Implement endpoint patching software to protect systems against existing and newly discovered vulnerabilities.
- Continue system backup strategy to ensure data protection and recovery.



## Workstations

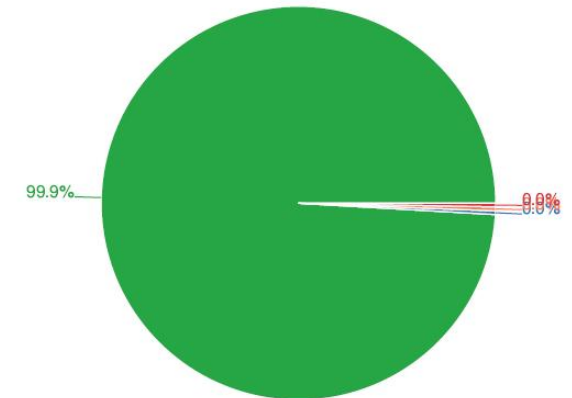
### Device Patch Percentage

100%



Installed/Total Patches

Total	20239
● Installed	20222
● Approved	4
● Pending	9
● Failed	4




- Our IT department proficiently addresses a broad spectrum of technical issues and collaborates with all City of San Luis departments to meet their information technology needs.



# City of San Luis IT Department

- IT Manager – Fernando Corona
- IT Support Supervisor – Jossue Cerda
- System Administrator – Monica Campos
- Administrative Assistant – Esteban Durazo
- IT Specialist – Jaime Frias
- IT Technician – Albert Moreno
- IT Technician – Israel Lara
- IT Helpdesk Technician – Vanessa Felix




# Thank you

Jossue Cerda

928-341-8530

[helpdesk@sanluisaz.gov](mailto:helpdesk@sanluisaz.gov)

[Information Technology | San Luis, AZ - Official Website](#)



A photograph of the San Luis Police Department building, a two-story white structure with a tiled roof and arched windows. The words "Police Department" are visible above the main entrance, and the number "1030" is on the wall to the right. Two white patrol cars are parked in front of the building. The image is overlaid with a dark grey semi-transparent area on the left side, which contains the text. A blue diagonal graphic element separates the text area from the rest of the image.

**San Luis Police  
Department  
FY24 Capital  
Improvement  
Project updates**



# AZ DEMA Grant Funds

Purchase of three (3) fully equipped Ford Maverick trucks, which will be assigned to Transit Enforcement Units. All trucks are currently being equipped with emergency equipment at American Emergency Products (AEP). The total purchase cost for the trucks and equipment was \$142,991.28.




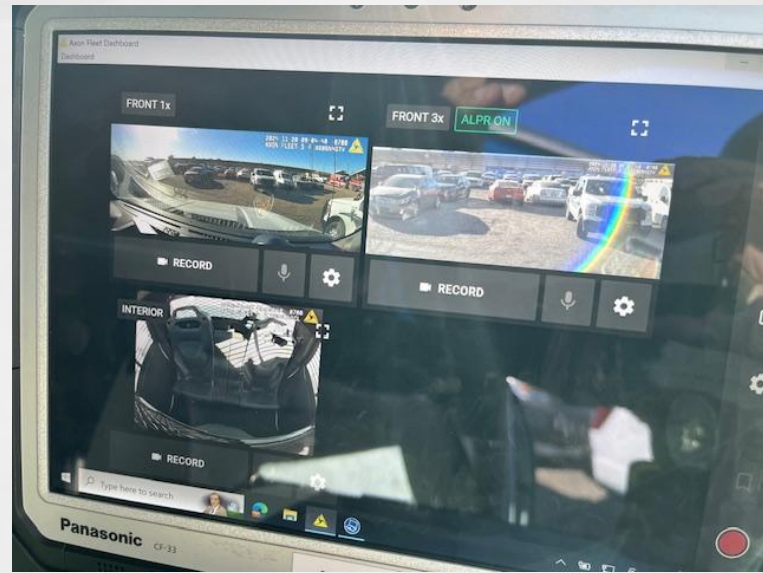
## AZ DEMA Grant Funds

Purchase of one (1) fully equipped Ford Explorer, which will be assigned to the Criminal Investigations Section. The vehicle is currently being equipped with emergency equipment at AEP. The total purchase cost for the vehicle and equipment was \$62,888.56.



# AZ DEMA Grant Funds

Purchase of twenty-five (25) Fleet 3 Axon Automatic License Plate Readers (ALPR). The ALPRs provides real-time in vehicle camera and alerting system for our police fleet. ALPR have been installed in 75% of our fleet. The total purchase cost was \$412,538.56, which included equipment, installation, software, and warranty.





# AZ DEMA Grant Funds

Purchase of one (1) fully equipped CanAm Maverick X3 DS side-by-side vehicle, which will be available for sworn personnel to patrol desert areas within city limits. The vehicle is currently being equipped with emergency equipment at AEP. The total purchase cost for the side-by-side and equipment was \$45,377.33.

# AZ DEMA Grant Funds

We have requested quotes for the purchase of six (6) DJI Avata 2 and two (2) Matrice drones, for deployments related to Aerial searches, interior building or vehicle searches, and Crime scene mapping. SLPD was awarded \$35,000.00 for the drone program.



SLPD was awarded \$165,000.00 for the purchase of a tower. We are in collaboration with the IT department to obtain quotes for this project. An update will be provided by the IT Director.



AZ DEMA  
Grant  
Funds

# Three Line Message Traffic Trailer

Purchase of one (1) 4' x 8' Full Matrix Changeable Message Sign with Radar, which will be deployed throughout various locations around the city. The message sign trailer will provide information to our residents and visitors. Trailer has been deployed and is operational. The total purchase cost for the message sign was \$24,455.84.



# Mobile Light Tower w/ Diesel Engine

Purchase of one (1) Compact Light Tower, for purpose of deploying to crime or traffic scenes or special events. The light tower has arrived and is ready for deployment. The total purchase cost was \$16,006.80.





# Direct Link Crisis Response System

Purchase of a Direct Link Crisis Response System, (1) Dual Operations Communications System and (1) Tactical Communications Unit, for the purpose of deploying during hostage/crisis negotiation incidents to aid our agency with a safer resolution to high-threat situations. The Direct Link Crisis Response System has been delivered and is ready for deployment. The total purchase cost was \$16,287.71.

# TruNarc


Purchase of a TruNarc test kit, which provides a more accurate drug detection and identification of narcotics and controlled substances. The test kit was received, and personnel has received appropriate training. The total purchase cost was \$38,785.17, which was through the use of the Opioid Settlement Distribution funds.



- 
- Police Communications Officers - 1
  - Animal Control Officers - 1
  - Transit Enforcement Officers - 1
  - Police Officers - 3

Personnel

Hires



# Any questions?

- Thank you.




# Capital Improvement Projects Update



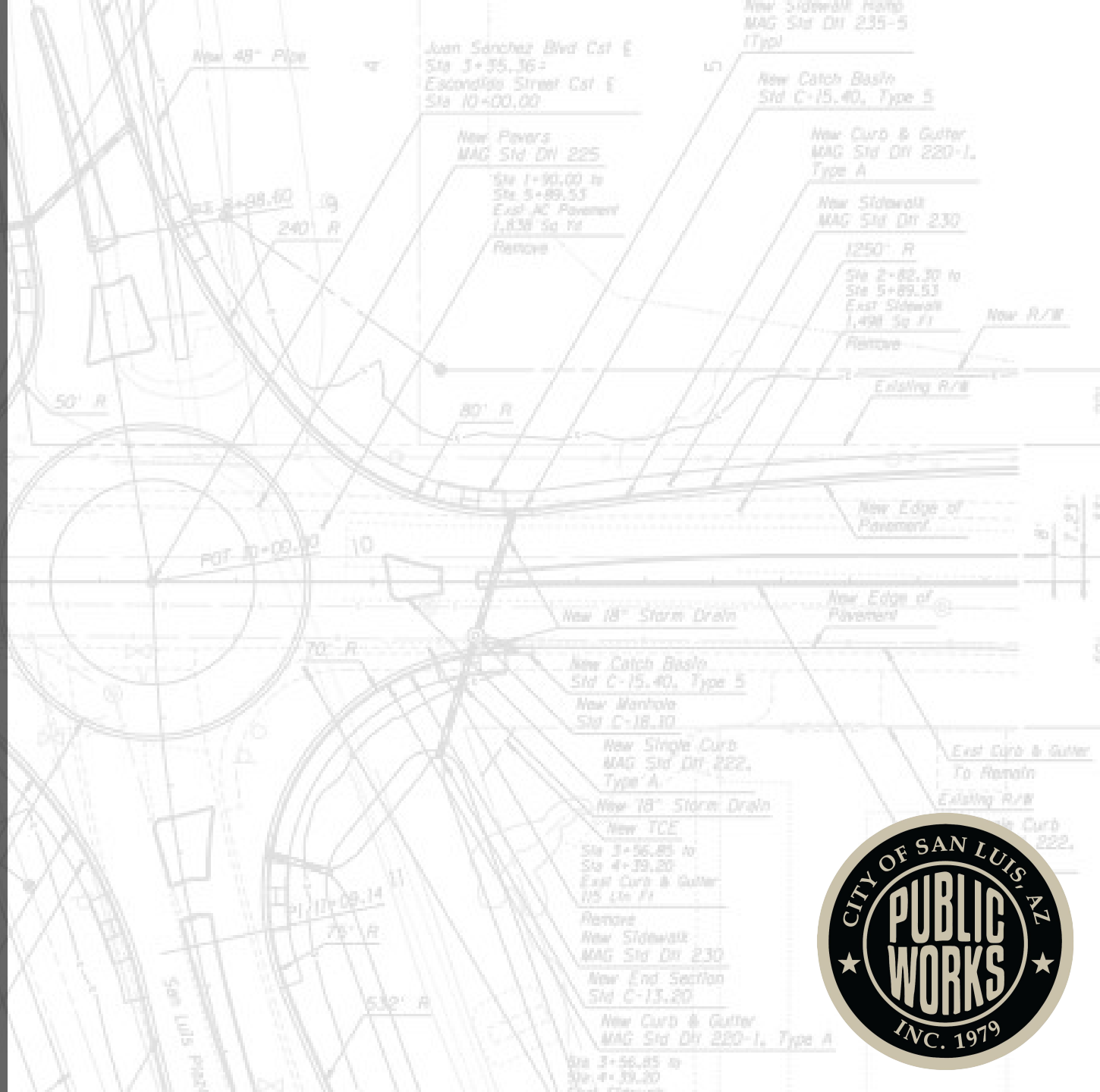
# Public Works Divisions

- *Public Works Administration*
- *Highway Users*
- *Fleet Services*
- *Solid Waste*
- *Water Division*
- *Wastewater Division*
- *Facilities*
- *Engineering Department*



# Cesar Chavez Bld. Widening

- **Budget:**
  - \$4.3M
- **Project Status:**
  - This project design is near 100% completion.
  - ADOT is currently working on utility clearances.





# 10th Avenue Widening Design

- **Budget:**
  - \$253,000.00
- **Project Status:**
  - *Phase 1 design is scheduled to be completed before January 2025.*
  - *Construction to begin in March 2025.*



# Avenue B Widening

- **Budget:**
  - \$75,610.00 (Contribution)
- **Project Status:**
  - Design is underway
  - Design contribution has been paid, encroachment permit has been submitted, designed scheduled to be completed end of FY25, and construction is scheduled for FY26.
  - The ADOT HSIP project once complete will provide 5' paved shoulders and rumble strips.




# Urtuzuastegui St. GSA Improvements

- **Budget:**

- \$359,000.00 (Contribution)


- **Project Status:**

- GSA has informed PW that funding will not be required this fiscal year. The project contribution will be earmarked for next fiscal year. The majority of the \$359K capacity has been reallocated towards the Cesar Chavez Blvd underground utilities project.




# Los Alamos Curve Realignment

- **Budget:**
  - \$79,230.00 (Match)
- **Project Status:**
  - AZDOT has informed PW that funding for this project will not be needed this fiscal year. Due to hold ups with right of way and environmental clearances. The project contribution will be earmarked for next fiscal year.
  - **The budget capacity has been reallocated towards the Cesar Chavez Blvd underground utilities project.**




# Co. 22<sup>nd</sup> St. & Sidewinder Avenue Traffic Signal

- **Budget:**
  - \$220,000.00
- **Project Status:**
  - All the materials have arrived.
  - Right of Way has been acquired
  - APS Final Design pending
  - PW will work with local sole source vendor on proposal
  - Estimated completion date of June 2025.




# Co. 22nd St. & 4<sup>th</sup> Avenue Improvements & Traffic Signal

- **Budget:**
  - \$1,125,000.00
- **Project Status:**
  - *All materials have arrived for this project.*
  - *Design is 95% complete*
  - *Expected to advertised in March 2025 with an estimated project completion of June 2025.*



# 5th Ave. & Kennedy Ln. Road Improvement

- **Budget:**
  - \$150,000.00
- **Project Status:**
  - COSL is in the process of designing the improvements.
  - PW will be working with third-party vendors to complete this project along with PW staff by March 2025.



# Main St. & B St. Traffic Signal Design

- **Budget:**
  - \$30,000.00
- **Project Status:**

*This project will include:*

  - *Improvements to ADA ramps*
  - *Widening of the southeast section and a traffic signal.*
  - *Kimley Horn Engineering is at 60% stage*
  - *Design to be complete by end of February 2025.*
  - *If funding permits, long lead items will be ordered this fiscal year.*
  - *Construction to begin FY26*




# Union St. & 4th Ave. Design

- **Budget:**
  - \$300,000.00
- **Project Status:**
  - Design to be completed by June 2025.
  - Order traffic signal long lead items.




# Liberty St. Drainage Improvements

- **Budget:**
  - \$94,950.00
- **Project Status:**
  - *The work will be completed by PW Staff along with 3<sup>rd</sup> party Contractors by June 2025.*



# Radio System Upgrade PW Divisions

- **Budget:**
  - \$251,000.00
- **Project Status:**
  - Radios have been ordered.
  - ETA for arrival is 12/30/24.
  - New radios will allow for communication throughout the City as well as with PD & Fire during an emergency event.




# Water Treatment Process Change

- **Budget:**
  - \$75,000.00
- **Project Status:**
  - All four tanks have been received.
  - Pump skids and appurtenances have all been received.
  - Water dept. will perform installation of the systems in-house.



# Cesar Chavez Blvd. Water Main Improvements

- **Budget:**
  - \$942,054.30
- **Project Status:**
  - Portion of the work is being completed by COSL Water Dept.
  - Contract Awarded to Gutierrez Canales Engineering.
  - Estimated completion by March 2025.



# Water Storage Tank #6 Rehabilitation

- **Budget:**
  - \$840,000.00
- **Project Status:**
  - Awarded to Viking Industrial Painting.
  - Project is under construction with a substantial completion date of April 2025.



# Well Site 7 New 2MG Water Storage Tank

- **Budget:**
  - \$3,800,000.00
- **Project Status:**
  - Awarded to Yuma Valley Contractors. Currently under construction.
  - Project scheduled duration is 334 days, with a substantial completion date of April 2025.



# Well Site #5 New Well and Filtration System

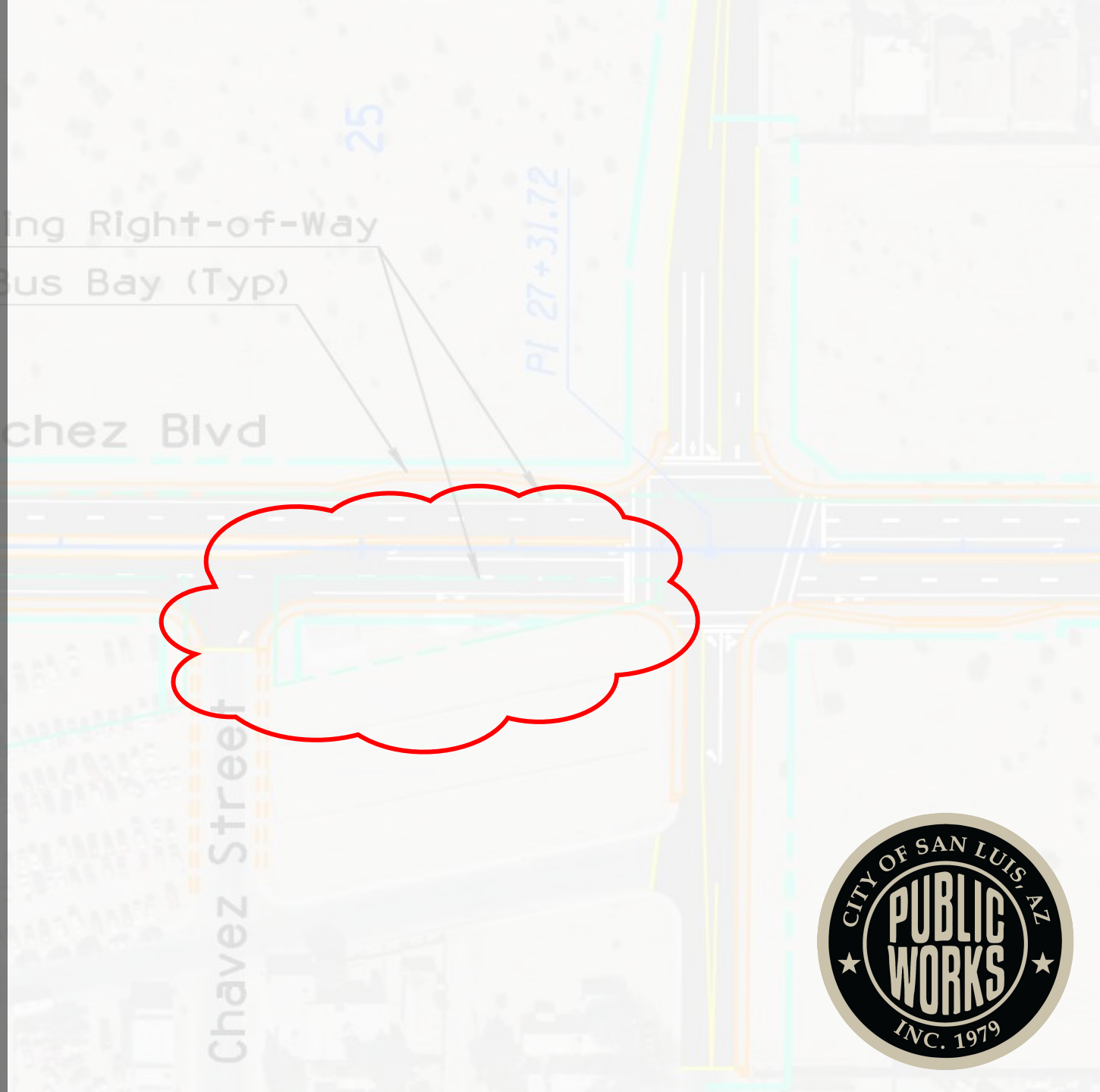
- **Budget:**
  - \$4,300,000.00
- **Project Status:**
  - Awarded to MGC Contractors.
  - Pureflow equipment delivered.
  - PEMB delivered.
  - Generator and ATS delivered.
  - Project scheduled duration is 270 days, with a substantial completion by April 2025.



# Abandon Well Sites


## #1 & #2

- **Budget:**
  - \$100,000.00
- **Project Status:**
  - Due to Cesar Chavez Blvd. expansion project, PW is expecting to demo Well Site #2 by June 2025, Well Site #1 to follow.




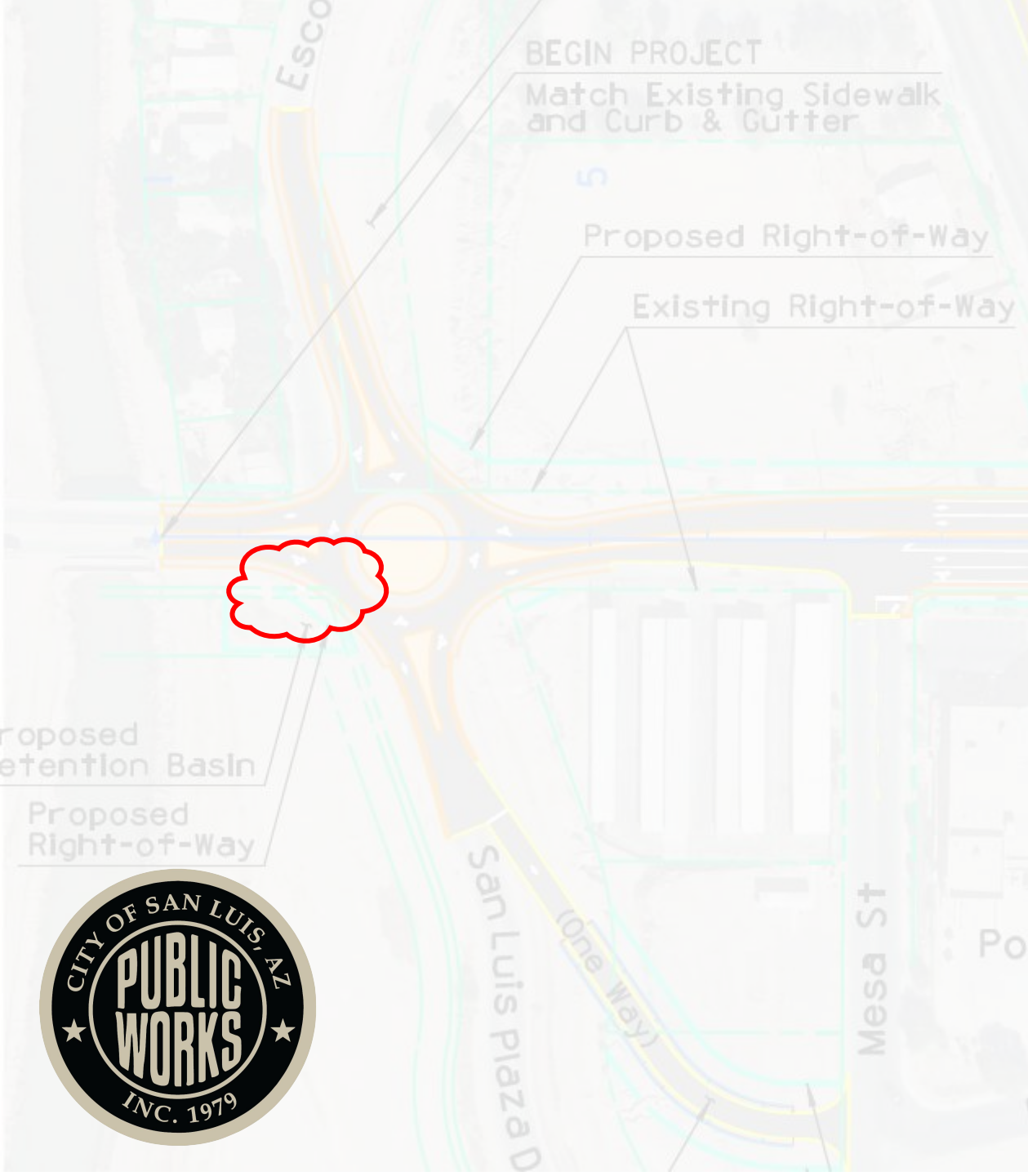
# Cesar Chavez Blvd. Wastewater Main Improvements

- **Budget:**
  - \$1,448,364.23
- **Project Status:**
  - Project Awarded to DPE Construction.
  - Estimated completion by March 2025.




# Escondido Lift Station Relocation

- **Budget:**
  - \$300,000.00
- **Project Status:**
  - Pending Cesar Chavez Blvd. designers to confirm if relocation is needed.
  - Plans are at 60% design.



CITY OF SAN LUIS

# WATER AND WASTEWATER SYSTEM ASSESSMENT FOR SCADA



PREPARED BY



6723 E. Via de Comercio, AA-204  
Scottsdale, AZ 85258  
480.991.3395 | pacewater.com


C200 | APRIL 2024

## SCADA – Wastewater

- **Budget:**
  - \$200,000.00
- **Project Status:**
  - Full deployment cost is at \$1.4M. This year approved allocation is \$200K.
  - Funds were reallocated to Cesar Chavez Blvd. Utility relocation project.

# Lakin Lift Station Rehabilitation

- **Budget:**
  - \$100,000.00
- **Project Status:**
  - *The WW department is sourcing all materials needed for the rehab (pipes & braces mainly). Materials are custom made/fabricated.*
  - *Installation will be done in-house by WW staff before June 2025.*



# East WWTP Improvements

- **Budget:**
  - \$850,000.00
- **Project Status:**
  - *Project Awarded to Taylor Engineering. Under Construction.*
  - *Huber Screens, Piping and Misc. materials are stored on site. (\$1M)*
  - *Estimated substantial completion by April 18, 2025.*



# West WWTP Expansion

- **Budget:**
  - \$6,000,000.00
- **Project Status:**
  - *Project Design Awarded to PACE. Currently at 30% design.*
  - *PW is working on RFQ for CMAR selection and expects to have a Construction Manager at Risk (CMAR) on board by the end of January.*
  - *Building design is under way by Vega & Vega Engineering.*
  - *RFPs for major equipment components (MBR System, Headworks and Dewatering Press) have been advertised.*



# Sewer Manholes Repair/Replacement

- **Budget:**
  - \$100,000.00
- **Project Status:**
  - *The WW department has conducted an evaluation of 220 manholes.*
  - **Budget was reallocated for the CC Blvd. Sewer Improvements.**



# Duct Cleaning

- **Budget:**
  - \$79,950.00
- **Project Status:**
  - *Police Station, Fire Station, and City Hall.*
  - *Quotes are being acquired, completion by June 2025.*



# Door Access Controls

- **Budget:**
  - \$21,000.00
- **Project Status:**
  - Police Station, Fire Station, and City Hall.
  - Two out of six gates have been completed, the rest are being worked on at this time.



# Air Conditioning Units

- **Budget:**
  - \$89,450.00
- **Project Status:**
  - Quote based on 7 units being replaced.
  - Replacements performed as needed throughout the fiscal year. So far, 1 unit has been replaced with a total cost of \$9,197.87.





## AGENDA ITEM REVIEW FORM

### Work Session

2. C.

**Meeting Date:** 02/05/2025

**Department Head:** Armando Esparza, Director of Economic Development, Economic Development

**Submitted By:** Armando Esparza, Director of Economic Development, Economic Development

**Action Requested:** Discussion Item - No Action to be Taken

---

### ITEM:

Presentation followed by discussion on any and all matters regarding the promotion and selection of the twelve (12) businesses for the inaugural Fuerza Local Business Accelerator Program. **(Armando Esparza, Director of Economic Development & Government Affairs)**

### SUMMARY:

In September 2024, the City of San Luis was awarded \$60,000.00 in USDA Rural Business Development Grant funding for small business development programs. The Economic Development Department engaged with Local First Arizona to bring their Fuerza Local Program Business Accelerator to the community. The Fuerza Local Business Accelerator, run by Local First Arizona, is designed to empower underserved microentrepreneurs, particularly within the Hispanic community. The Program was presented to the San Luis Economic Development Commission on October 16, 2024 and the San Luis City Council approved the grant and use of funds on November 13, 2024. Twelve (12) businesses were selected through an interview process with Local First Arizona, Small Business Development Center, and Economic Development staff.

### RECOMMENDATION / SUGGESTED MOTION:

**INFORMATIONAL ITEM ONLY, NO ACTION TO BE TAKEN BY THE CITY COUNCIL.**

---

### Fiscal Impact

<b>IS THERE FISCAL IMPACT ASSOCIATED WITH THIS ITEM:</b>	Yes
<b>CITY/STATE/FEDERAL FUNDS:</b>	Federal - USDA Rural Business Development Grant
<b>TOTAL:</b>	\$60,000
<b>BUDGETED AMOUNT:</b>	\$60,000
<b>AVAILABLE AMOUNT TO TRANSFER:</b>	N/a

**ACCT NAME & GL#/REMAINING BALANCE BEFORE PURCHASE:** 255-210-90010

**FISCAL IMPACT STATEMENT (IF THIS IS A BUDGET TRANSFER, YOU MUST ATTACH THE BUDGET ADJUSTMENT FORM):**

The Finance Department created a GL Account named Contractual Services Special Revenue Economic Development and numbered it GL Account 255-135-80000.

---

## Attachments

PowerPoint

---



**ECONOMIC  
DEVELOPMENT**  
CITY OF SAN LUIS, ARIZONA

# FUERZA LOCAL ARIZONA

ACELERADOR DE NEGOCIOS



Program Promotion and Business Selection Process

## ¿Necesita ayuda con su Negocio o quiere **Emprender?**



Clases empiezan en febrero de 2025.



Se unirá a nuestra comunidad de Fuerza Local.



17 Clases impartidas por expertos locales.



Obtendrá una beca de \$1000 al completar el programa.

**FUERZA LOCAL ARIZONA**

ACELERADOR DE NEGOCIOS

**¡APLICA HOY!**

APLICACIONES ABIERTAS PARA LA CIUDAD DE  
**SAN LUIS, ARIZONA.**



REGÍSTRESE GRATIS EN:

[WWW.FUERZALOCAL.ORG](http://WWW.FUERZALOCAL.ORG)

MÁS INFORMACIÓN DEL PROGRAMA CON: ELAMAN RODRIGUEZ  
**(602) 430-0860**



FECHA LÍMITE:

**30 DE NOV. DE 2024**

**¡Programa sin costo y en español!**

# Program Background

- \$60,000 USDA Rural Business Development Grant
- Engaged with Local First Arizona to bring *Fuerza Local* to San Luis
- Promoted program to community in November 2024



# Promotion and Selection

- Promoted Program for two weeks:
  - Social Media
  - Website
  - Radio and TV
  - Door to Door
- 38 applications received.
- Committee interviewed 35 applicants on Dec. 16 and 17.
- Committee comprised of Local First, Small Business Development Center, and Economic Development.
- Committee selected 12 businesses based on business pitch, readiness, program need, and commitment.

# Questions or Comments?

