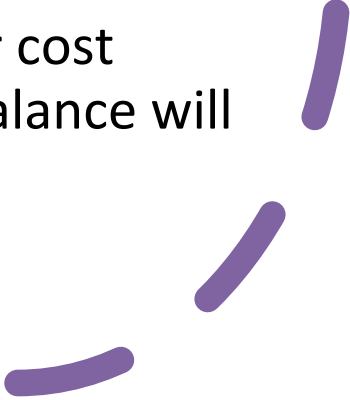


Ambulance
Fund — Budget
FY2026–FY2030

City of San Luis
— LongRange
Financial Plan



Ambulance Fund — What to Know

- Revenues: Service charges grow steadily from \$3.4M to \$4.1M.
 - Expenditures: Increase at a similar pace, driven by salaries & maintenance.
 - Result: Annual operating deficits; fund balance is used to sustain operations.
 - Collections: Contracted with a local collection agency to strengthen revenues.
 - Reserves: Sixmonth operational reserves are maintained and grow modestly.
 - Risk: Without new revenues or cost containment, the ending fund balance will continue to decline.
- 

FY2026 Budget Snapshot



TOTAL REVENUES =
\$3.7M

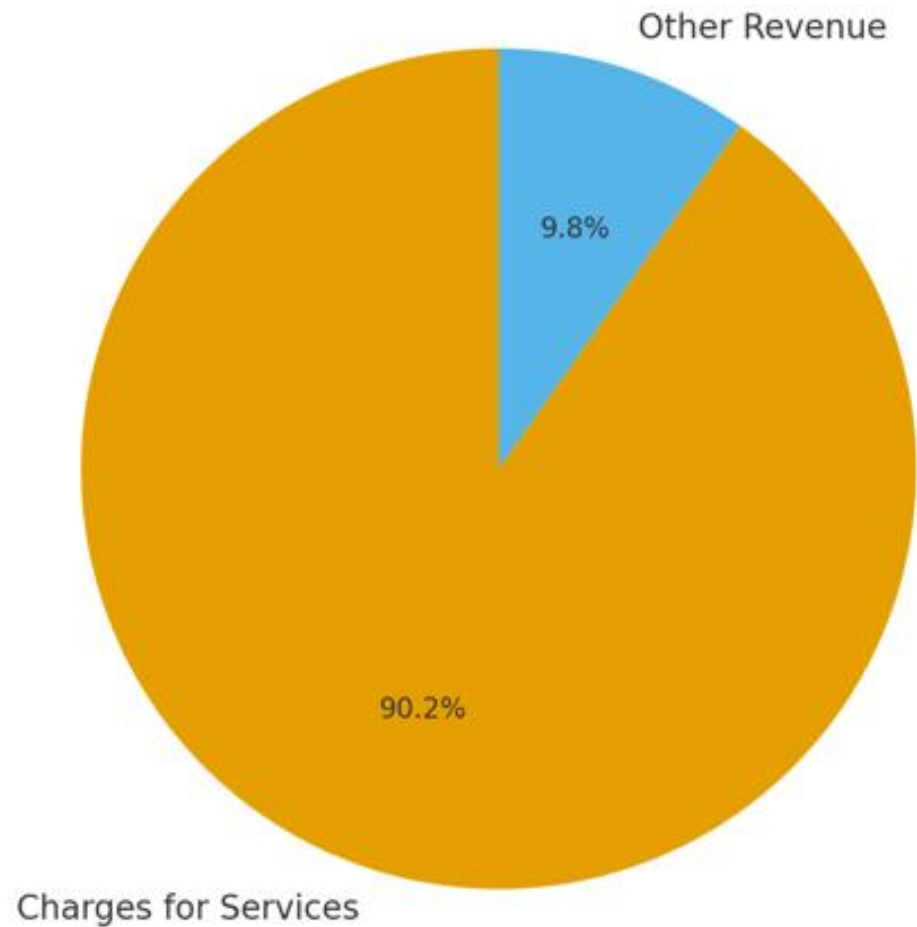


TOTAL EXPENDITURES
= \$4.4M

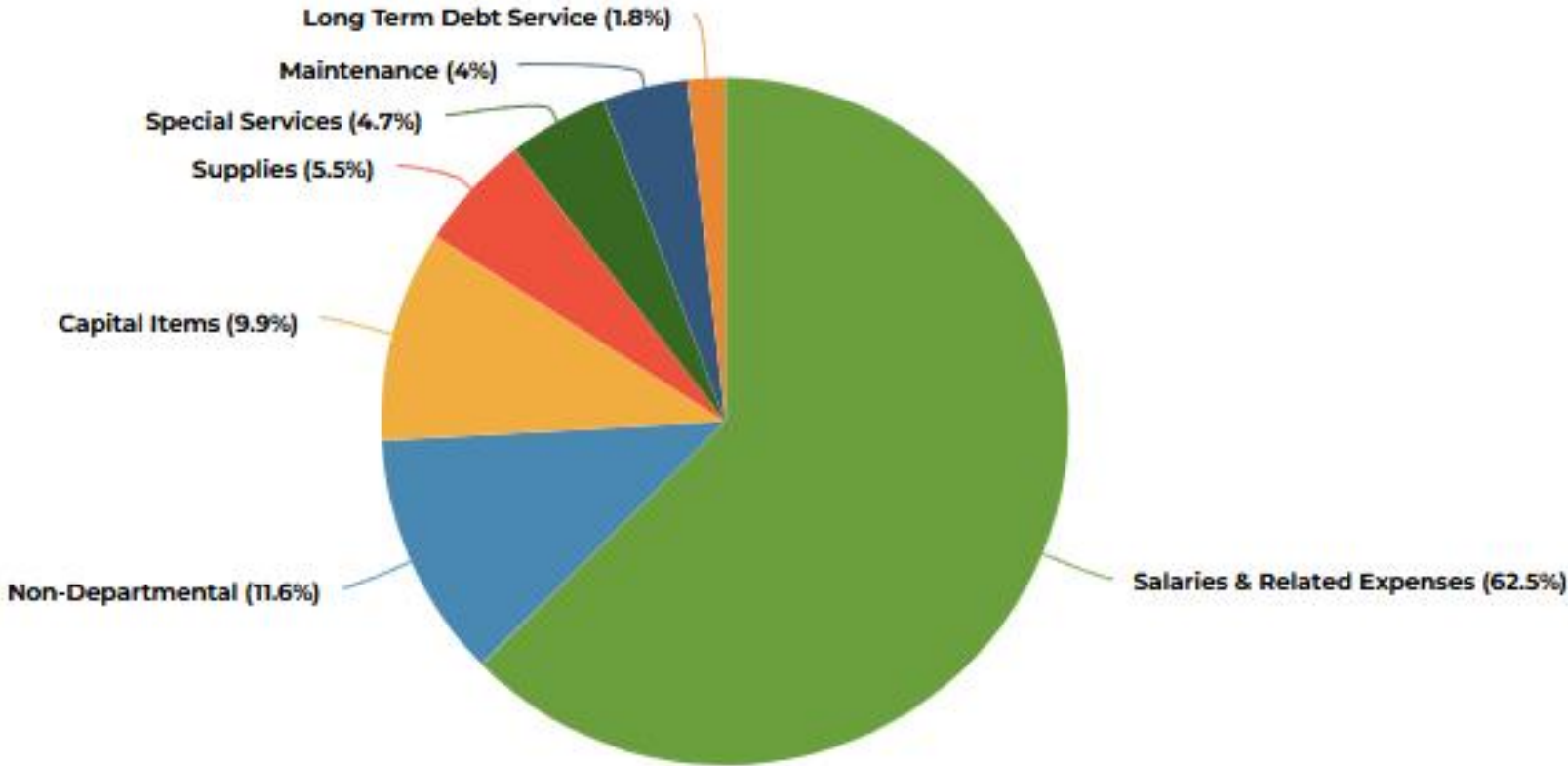


NET BALANCE =
(\$649,490)

FY2026
Revenues -
\$3.7M



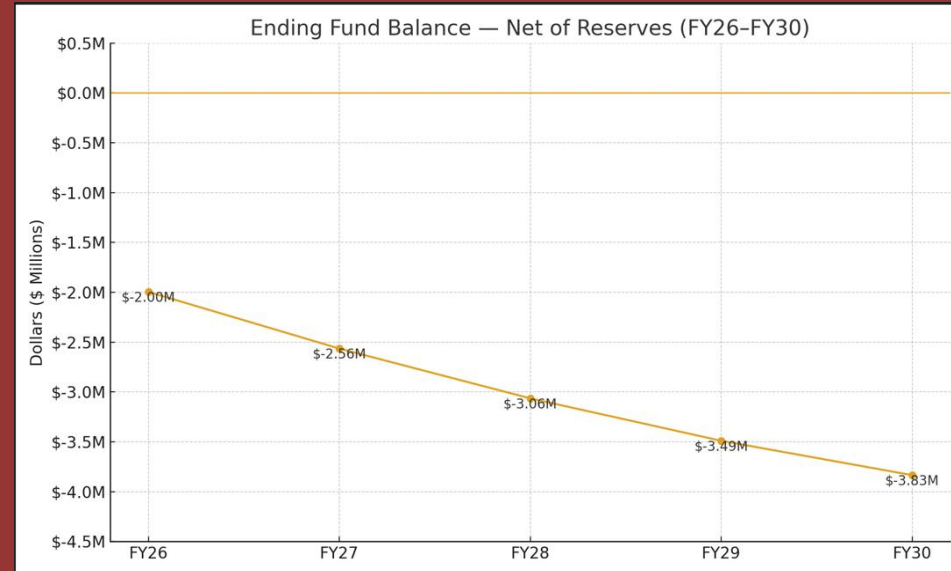
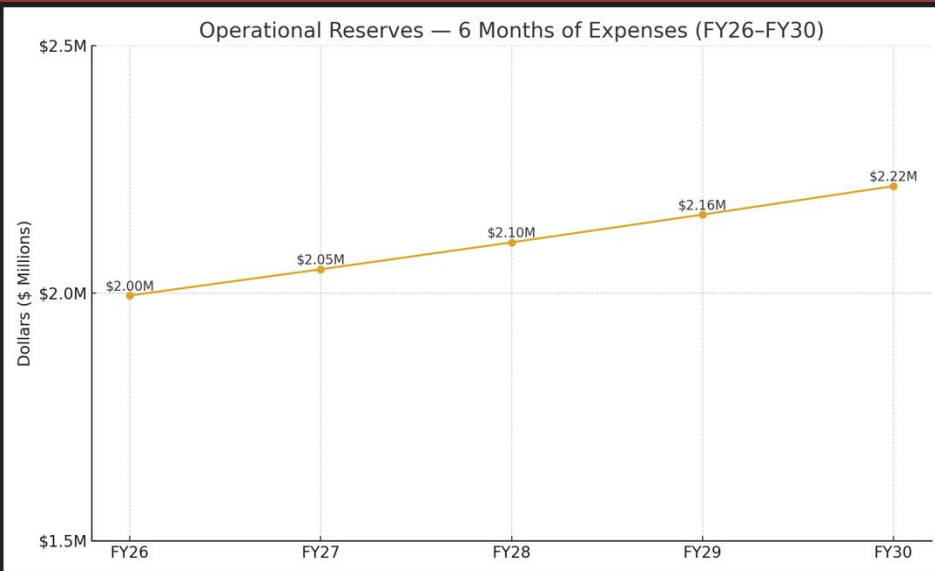
FY2026 Expenditures - \$4.4M



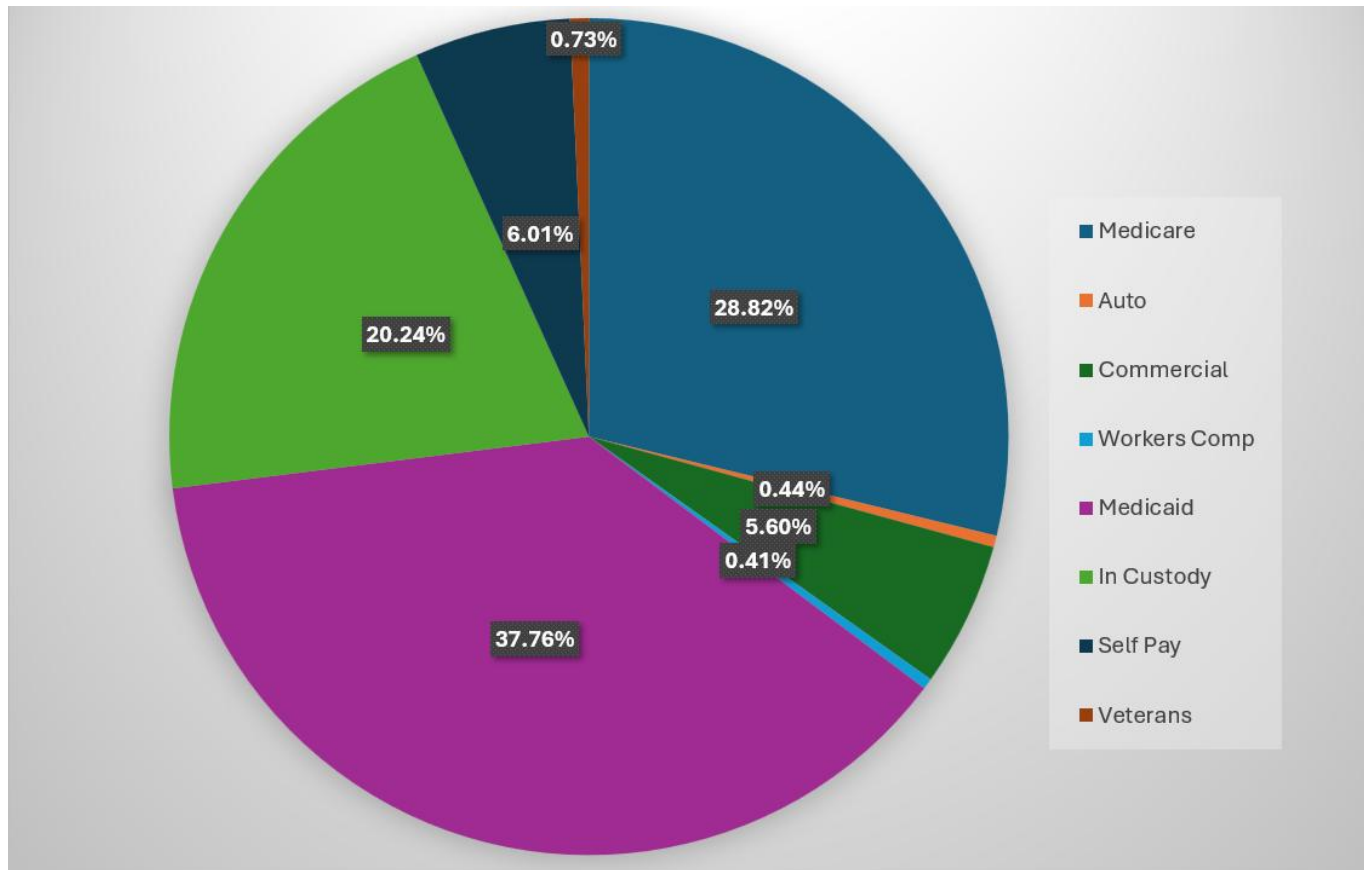
5-Year Projections (FY26-FY30)

	FY 25-26	FY 26-27	FY 27-28	FY 28-29	FY 29-30
Ambulance Fund					
Revenues					
Charges For Services	\$ 3,410,000	\$ 3,580,500	\$ 3,759,525	\$ 3,947,501	\$ 4,144,876
Other Financing Sources	0	0	0	0	0
Other Revenue	371,000	0	0	0	0
Total Revenues	\$ 3,781,000	\$ 3,580,500	\$ 3,759,525	\$ 3,947,501	\$ 4,144,876
Expenditures					
Contingencies	0	0	0	0	0
Long Term Debt Service	78,000	77,826	77,603	77,722	77,640
Maintenance	176,730	180,265	183,870	187,547	191,298
Non-Departmental	513,670	523,943	534,422	545,111	556,013
Salaries & Related Expenses	2,770,730	2,853,852	2,939,467	3,027,651	3,118,481
Special Services	208,700	212,874	217,131	221,474	225,904
Supplies	242,600	247,452	252,401	257,449	262,598
Total Expenditures	\$ 3,990,430	\$ 4,096,212	\$ 4,204,895	\$ 4,316,955	\$ 4,431,934
Operating Result	\$ (209,430)	\$ (515,712)	\$ (445,370)	\$ (369,453)	\$ (287,058)
Capital Items	440,060	0	0	0	0
Net Result	\$ (649,490)	\$ (515,712)	\$ (445,370)	\$ (369,453)	\$ (287,058)
Beginning Fund Balance	648,713	-777	-516,489	-961,859	-1,331,312
Ending Fund Balance	-777	-516,489	-961,859	-1,331,312	-1,618,370
Operational Reserves	1,995,215	2,048,106	2,102,448	2,158,477	2,215,967
Ending Fund Balance	\$ (1,995,992)	\$ (2,564,595)	\$ (3,064,307)	\$ (3,489,790)	\$ (3,834,337)

Operational Reserves (6 Months) & Ending Fund Balance, Net of Reserves



Ambulance Services by Financial Class for FY2025





Key Takeaways

- Service demand supports steady revenue growth, but costs rise in parallel.
- Operating deficits persist; capital spending occurs in FY26.
- Operational reserves (6 months) are maintained, but the ending fund balance net of reserves remains negative throughout the plan.
- Priorities: continue collections improvements, pursue new revenue options, and target cost efficiencies.