



**SUSANNA ZAMBRANO**  
**DEAN OF REGIONAL CENTERS AND ADULT  
EDUCATION**





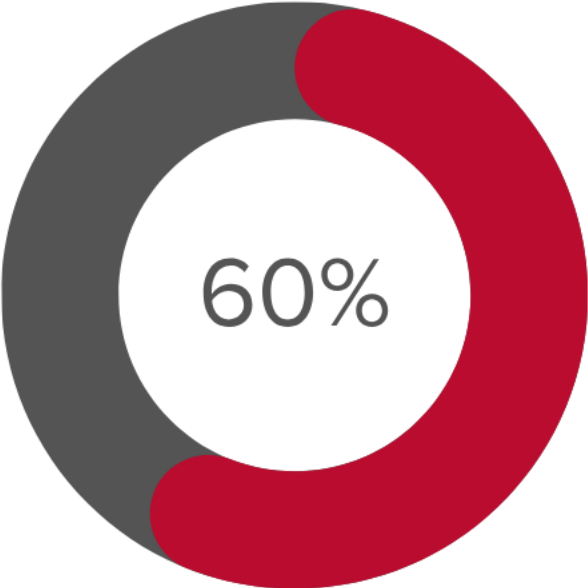
# THE ECONOMIC VALUE

of Arizona Western College

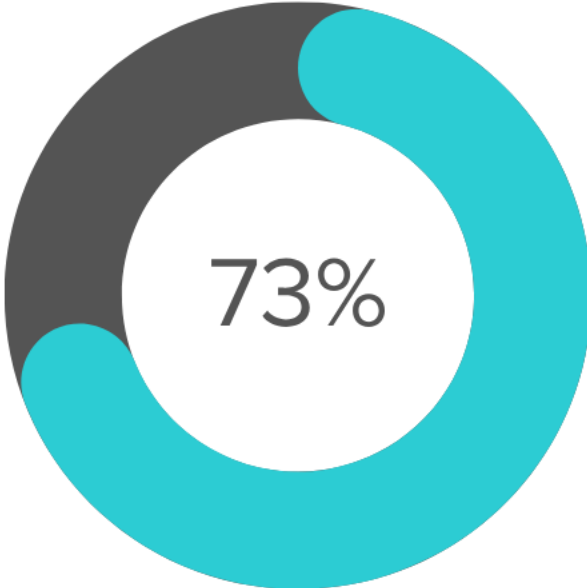


**ARIZONA  
WESTERN**  
COLLEGE

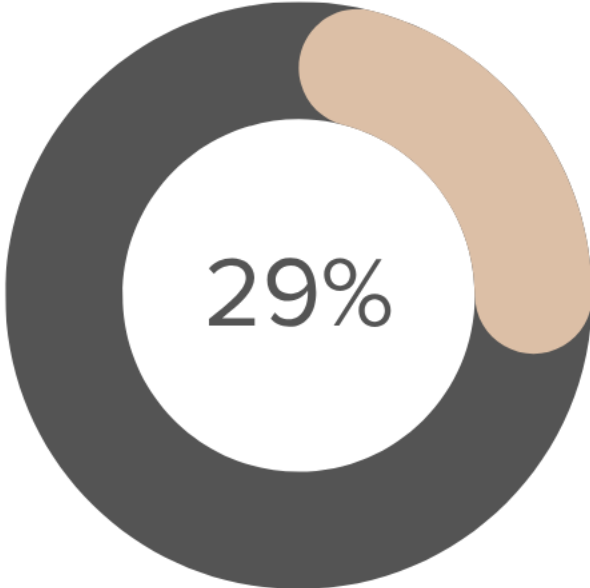
# OUR STUDENTS



**FIRST GENERATION**




**HISPANIC/LATINO**



**EARLY COLLEGE**

# ENROLLMENT & COMPLETION


A DECADE OF GROWTH



INCREASE IN  
STUDENT  
HEADCOUNT



INCREASE IN FULL-  
TIME STUDENT  
EQUIVALENTS



INCREASE IN  
CREDENTIALS  
AWARDED



INCREASE IN TOTAL  
GRADUATES



ACADEMIC SUCCESS RATE (PASSING GRADES)  
INCREASE OF 5%

AY 15-16 to 24-25



# ARIZONA TRANSFER


SUCCESS BEYOND ARIZONA WESTERN



**NEW TRANSFER STUDENTS  
FROM AWC TO ASU, NAU, UA**



**NEW TRANSFER STUDENTS  
FROM AZ COMMUNITY  
COLLEGES TO ASU, NAU, UA**



**4-YEAR UNIVERSITY  
GRADUATION RATE OF  
NEW TRANSFERS FROM  
AWC TO ASU, NAU, UA**

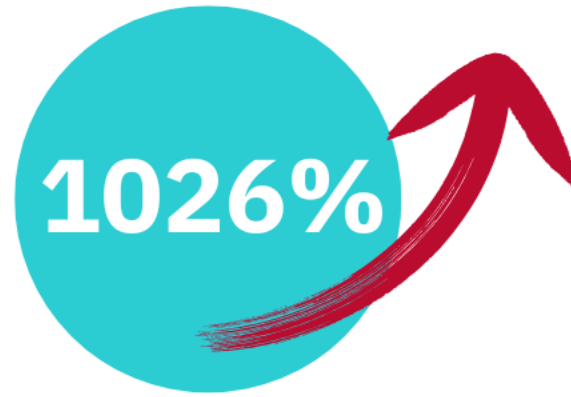
OVER 4 YEARS

# THE EARLY COLLEGE EXPERIENCE

CREATING A COLLEGE-GOING CULTURE



**DISCOUNTED TUITION  
FOR EARLY COLLEGE  
STUDENTS**



**GROWTH IN  
DUAL/CONCURRENT  
ENROLLMENT OVER 9 YEARS**



**HIGH SCHOOL STUDENTS  
EARNED AN ASSOCIATE'S  
IN MAY 2025 - BEFORE  
THEY RECEIVED THEIR HS  
DIPLOMA**



# What is an **ECONOMIC IMPACT ANALYSIS?**

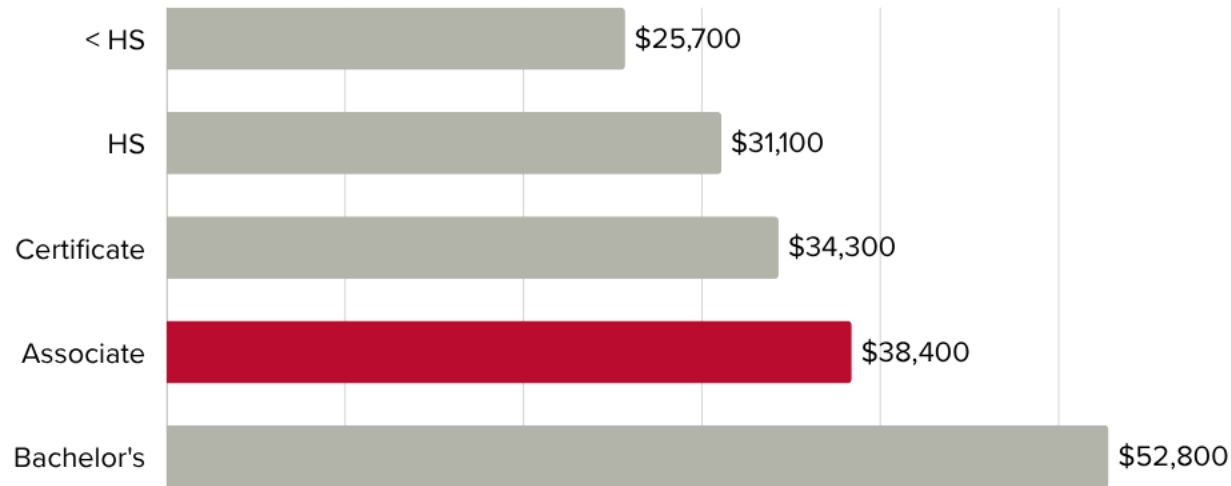
Measures how an event or institution affects the local economy.

# What is an **INVESTMENT ANALYSIS?**

A comparison of the costs and benefits to determine return on investment.

# About Yuma and La Paz Counties

Average Earnings by Education Level



**\$10.1 billion**

Total Gross Regional  
Product (GRP)



**109,028**

Total Jobs



# ECONOMIC IMPACT ANALYSIS



## Operations Spending Impact

College payroll and other spending + ripple effects

**\$51.1 MILLION**

Added regional income

**1,351**

Jobs supported in the region



**\$42 MILLION**

## Building & Construction Expenditures

Law Enforcement Training Academy  
Residence Hall  
Matador Activity Center

**\$0**

Additional local taxpayer dollars



# ECONOMIC IMPACT ANALYSIS



## Student Spending Impact

Relocated & retained student spending + ripple effects

**\$9.3 MILLION**

Added regional income

**147**

Jobs supported in the region



## Alumni Impact

Higher alumni earnings and increased business profit + ripple effects

**\$256.8 MILLION**

Added regional income

**3,158**

Jobs supported in the region



# ECONOMIC IMPACT ANALYSIS

## Total Impact

**\$319.2 MILLION**

**Total income added  
in the region**

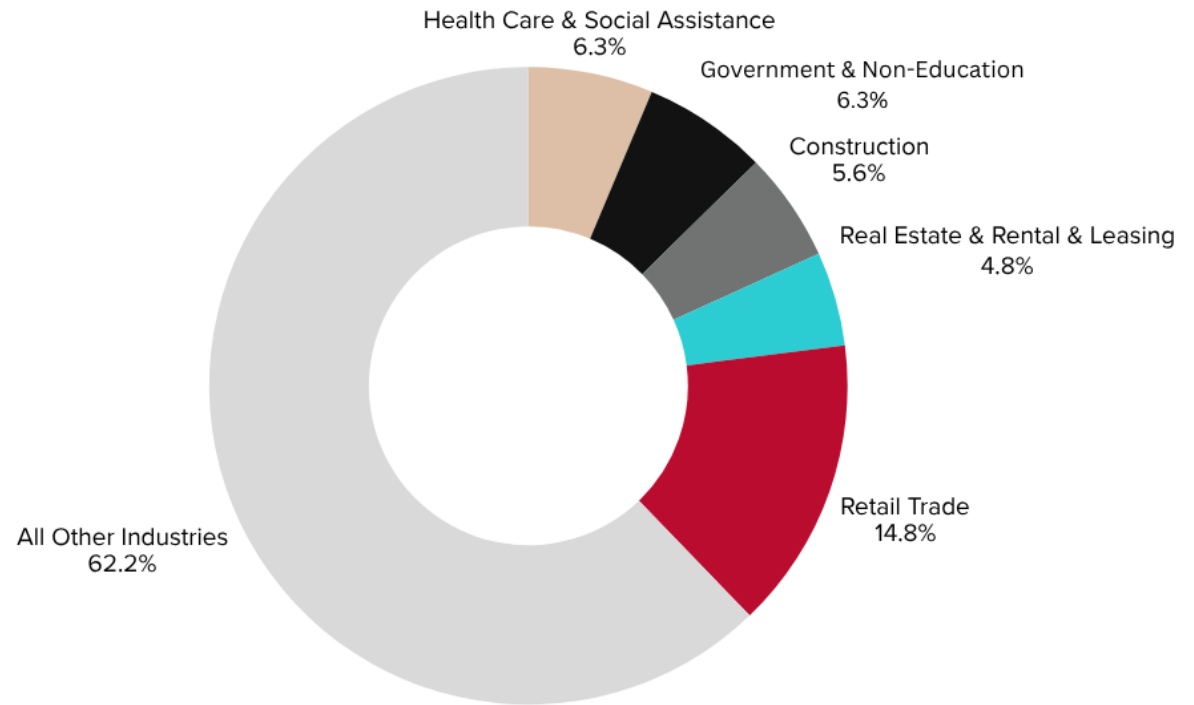
**3.2%**

of region's GRP

**4,688**

Total jobs supported in the region

**1** out of **23** jobs in the region



Impacts by industry (jobs supported)



# INVESTMENT ANALYSIS



## Student Perspective

**\$232.6 MILLION**

Benefit: Higher future earnings

**\$48.2 MILLION**

Cost: Tuition, supplies, opportunity cost

**4.8**

Benefit/Cost Ratio

**16.2%**

Rate of Return



## Taxpayer Perspective

**\$70.4 MILLION**

Benefit: Future tax revenue, government savings

**\$62.9 MILLION**

Cost: State and local funding

**1.1**

Benefit/Cost Ratio

**1.3%**

Rate of Return



## Social Perspective

**\$903.1 MILLION**

Benefit: Growth in state economic base, future earnings, and private/social savings

**\$133.7 MILLION**

Cost: All college and student costs

**6.8**

Benefit/Cost Ratio

**N/A\***

Rate of Return

Source: Lightcast

Future benefits are discounted to the present.

\*The rate of return is not reported for the social perspective because the beneficiaries are not necessarily the same as the original investors.

# OUR MISSION IN ACTION

Transforming lives through education and  
partnerships to create

*thriving communities.*

