


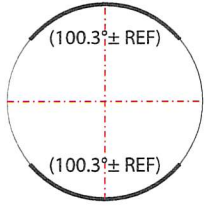
Tank Reservoir Elevation

Planar measurements of graphics.

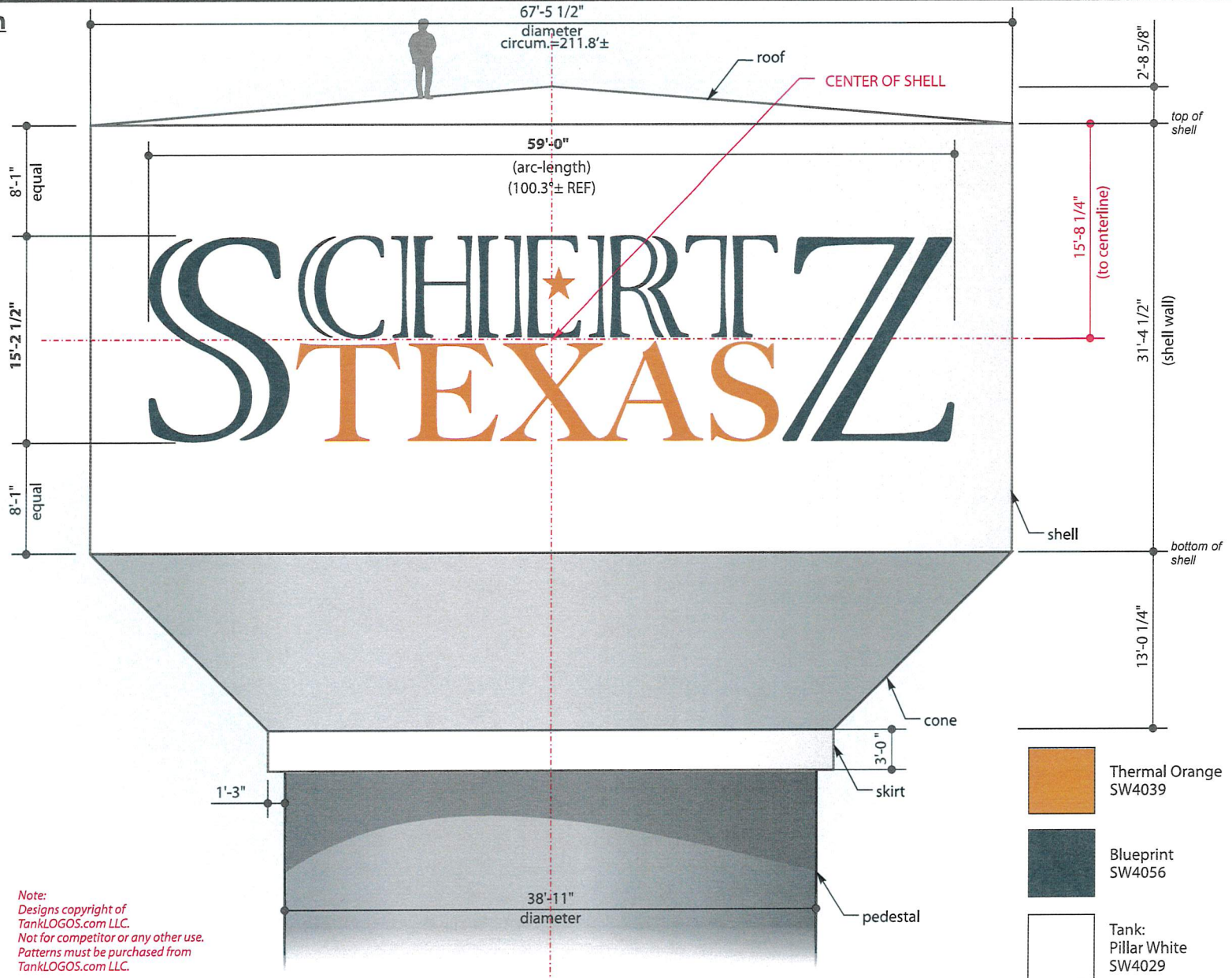
Tank measurements shown are based on a typical 1M gallon Landmark composite elevated tank.

Engineer / Owner should verify all measurements prior to final approvals and production.

Quantity: (2) sides.
NORTH & SOUTH.
Exact orientation to be located / verified in the field by Engineer / Owner.



NTS



Note:
Designs copyright of TankLOGOS.com LLC.
Not for competitor or any other use.
Patterns must be purchased from TankLOGOS.com LLC.

	Thermal Orange SW4039
	Blueprint SW4056
	Tank: Pillar White SW4029



Tim Donovan | Owner
106 Mission Ct STE 1201
Franklin, TN 37067
615.473.0272 tel
888.492.1831 fax
Tim@TankLOGOS.com

Client: Landmark
Design: Schertz TX Corbett LM1633 1MG CET A0
Revision Date:
First Print Date: 09-03-19
Scale: 3/32" = 1'-0" ±

Please sign copy(s) of this drawing and accompanying estimate if approved and return or fax to begin work.

Signature _____

APPROVED DATE _____

APPROVED AS NOTED DATE _____

REVISE + RESUBMIT DATE _____

Colors shown are close approximations due to uncontrollable variations in output devices, lighting conditions and media viewed on. Refer to color call-outs when specified. All renderings shown are approximate and are provided as a visualization aid. This design is copyright of TankLOGOS.com. Any unauthorized use of this drawing without exclusive permission from TankLOGOS.com is prohibited.