

# SCHERTZ UZA DATA

*presented to*

**City of Schertz**

*presented by*

**Sean Scott**

Transportation Director

# ALAMO REGIONAL TRANSIT

## PERFORMANCE DASHBOARD

### FY Comparison



### Cost Per Mile



### Cost Per Hour



### Preventable Accidents per 100,000 Miles



### Complaints per 100,000 Miles

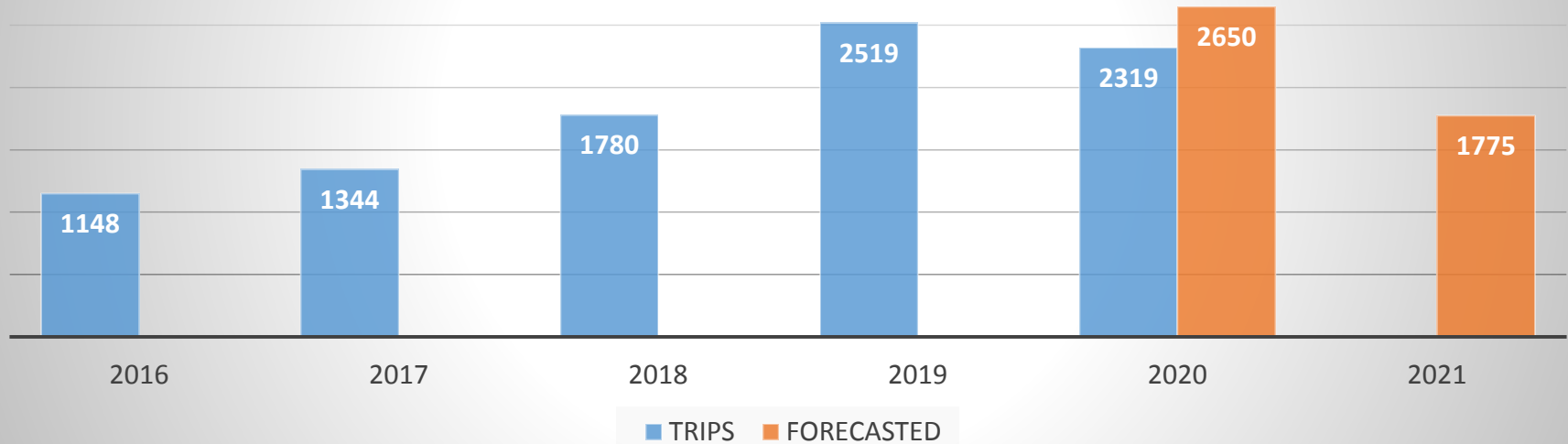


### FY Operating Expenses



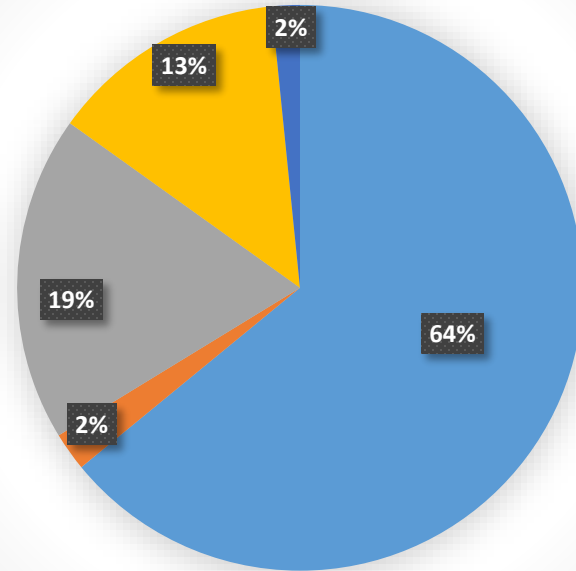
# SCHERTZ UZA DATA

## SCHERTZ TRIPS BY FISCAL YEAR 2016-2021 FORECAST



# SCHERTZ UZA DATA

TRIP PURPOSE



■ MEDICAL ■ SENIOR ■ OTHER ■ Shopping ■ WORK

# SCHERTZ UZA DATA

- COVID-19 AFFECTS ON TRANSPORTATION
  - Spacing and capacity on buses reduced to 50%
  - Pick-up and drop-off locations limited due to availability of clinics, senior centers, nursing facilities, etc.
  - Additional costs in purchasing PPE for driver and client safety
  - Additional cleaning and sanitizing of buses added to regular service hours
  - Mandate masks be worn on vehicles to continue safety for clients and increase some efficiencies

# SCHERTZ UZA DATA

- FUTURE IMPROVEMENTS

- Add more days and stops to current Schertz/Cibolo route

- Future connector routes:

- I-35 from Randolph Park-n-Ride to New Braunfels

- Hwy 46 from Seguin to New Braunfels

- FM78 from Seguin to Converse

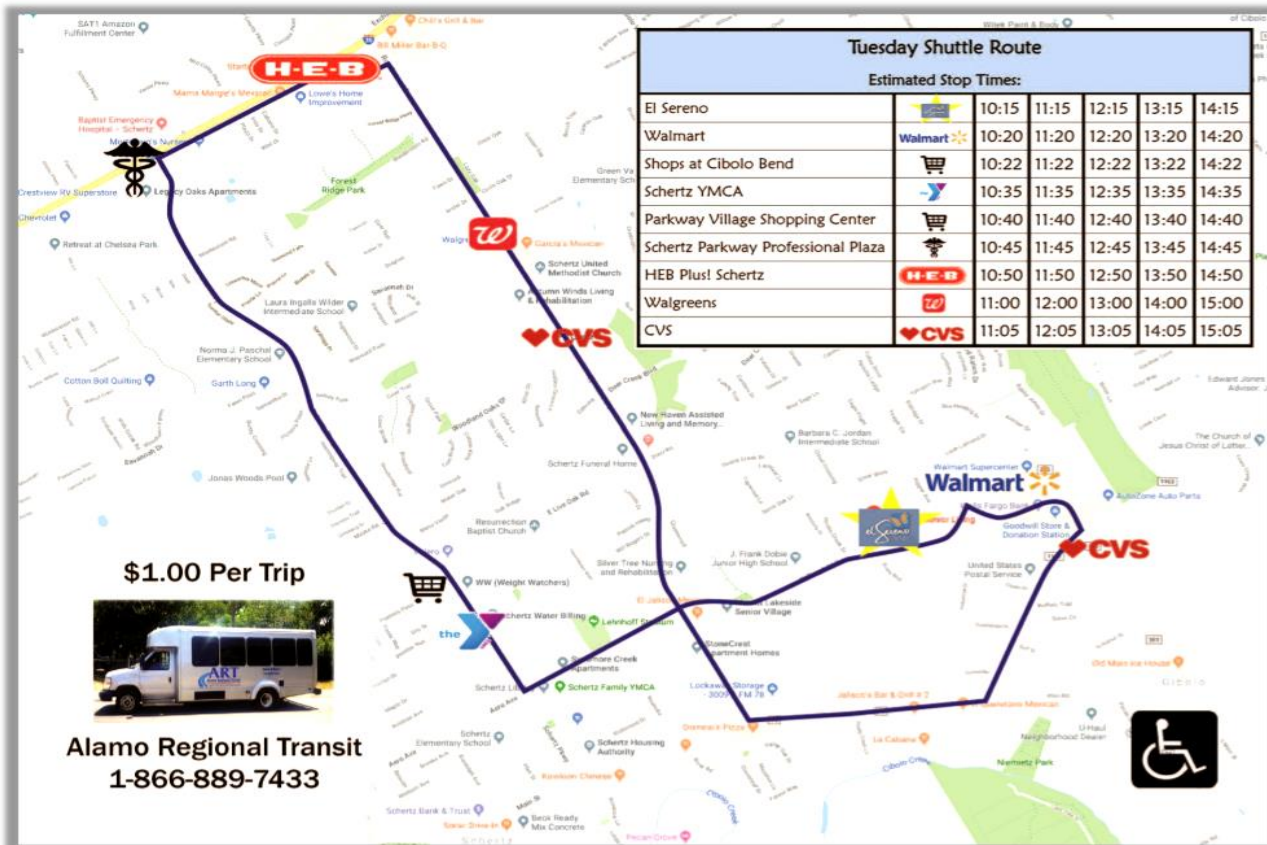
# SCHERTZ UZA DATA

- Schertz is 11% of UZA Total Trip Volume for FY 2020
  - UZA Service Total hours are 14,283 hours
  - $14,283 \text{ hrs} \times 11\% = 1,571$  service hrs for Schertz
  - $1,571 \text{ service hrs} \times \$54.17 \text{ per hour}$  (ART's cost per hour)
  - \$85,111 in Operating Costs for the City of Schertz
  - Match Requirement for City of Schertz is \$42,555
- ART has requested that the funding for FY 21 remain the same as FY 20

# SCHERTZ UZA DATA

- **Connect Cibolo – Schertz Pilot Project**
  - Route Stops: El Sereno Senior Living (Cibolo), Wal-Mart, Shops at Cibolo Bend, CVS (Cibolo), Schertz YMCA, Parkway Village Shopping Center, Schertz Parkway Professional Plaza, HEB Plus!, Walgreens (Schertz), and CVS (Schertz)
  - Route Deviations are available upon request, handled like a Demand Response trip
  - FY 2020 Ridership: 606 Passengers
- Pilot project at no cost to the cities and not counted in total ridership for each city
  - FY 2021 route will be improved with days/stops added, no additional cost to the cities but ridership will be counted for overall efficiencies

# SCHERTZ UZA DATA



**Questions?**

**Sean Scott**

**[sscott@aacog.com](mailto:sscott@aacog.com)**

**210-362-5303**