

**Quarterly Statement
Schertz, Texas**

**CITY OF SCHERTZ
REVENUE AND EXPENSE REPORT (UNAUDITED)
AS OF :DECEMBER 31, 2020**

***** 2020 - 2021 *****

	CURRENT BUDGET	CURRENT Y-T-D ACTUAL	Y-T-D ENCUMBR	BUDGET BALANCE	25% OF BUDGET
General Fund, 101					
Total Revenues	37,474,811.00	12,906,181.65	0.00	24,568,629.35	34.44%
Total General Government	7,042,558.00	1,574,924.73	783,748.52	4,683,884.75	33.49%
Total Public Safety	17,431,167.37	4,556,621.30	663,076.86	12,211,469.21	29.94%
Total Public Environment	1,649,740.00	341,559.08	105,478.32	1,202,702.60	27.10%
Total Parks & Recreation	2,682,141.00	504,762.93	139,940.81	2,037,437.26	24.04%
Total Cultural	1,064,255.00	279,323.60	22,315.68	762,615.72	28.34%
Total Internal Services	7,222,603.61	1,471,021.39	727,562.59	5,024,019.63	30.44%
Total Misc & Projects	934,292.00	52,420.92	102,888.00	778,983.08	16.62%
Total Expenditures	38,026,756.98	8,780,473.95	2,545,010.78	26,701,272.25	29.78%
Revenue Over(Under) Expenditures	(551,945.98)	4,125,707.70	(2,545,010.78)	(2,132,642.90)	
General Fund, 101 Total Cash in Bank & Investments		19,174,650.12			
Special Events Fund, 106					
Total Revenues	32,100.00	28,532.09	0.00	3,567.91	88.89%
Total Expenditures	32,100.00	12,868.35	0.00	19,231.65	40.09%
Revenue Over(Under) Expenditures	0.00	15,663.74	0.00	(15,663.74)	
Special Events Fund, 106 Total Cash in Bank & Investments		127,104.70			
Peg Fund, 110					
Total Revenues	185,500.00	20,977.62	0.00	164,522.38	11.31%
Total Expenditures	185,500.00	0.00	0.00	185,500.00	0.00%
Revenue Over(Under) Expenditures	0.00	20,977.62	0.00	(20,977.62)	
Peg Fund, 110 Total Cash in Bank & Investments		888,685.65			
Water & Sewer, 202					
Total Revenues	25,504,368.00	6,097,590.25	0.00	19,406,777.75	23.91%
Total Expenditures	24,826,603.00	5,305,452.83	1,873,203.13	17,647,947.04	28.92%
Revenue Over(Under) Expenditures	677,765.00	792,137.42	(1,873,203.13)	1,758,830.71	
Water & Sewer, 202 Total Cash in Bank & Investments		9,207,194.80			

Quarterly Statement
Schertz, Texas

CITY OF SCHERTZ
REVENUE AND EXPENSE REPORT (UNAUDITED)
AS OF :DECEMBER 31, 2020

***** 2020 - 2021 *****

	CURRENT BUDGET	CURRENT Y-T-D ACTUAL	Y-T-D ENCUMBR	BUDGET BALANCE	25% OF BUDGET
EMS, 203					
Total Revenues	9,785,424.51	3,059,634.51	0.00	6,725,790.00	31.27%
Total Expenditures	10,001,991.01	2,524,251.55	491,663.94	6,986,075.52	30.15%
Revenue Over(Under) Expenditures	(216,566.50)	535,382.96	(491,663.94)	(260,285.52)	
EMS, 203 Total Cash in Bank & Investments		1,343,096.22			
Drainage, 204					
Total Revenues	1,462,793.00	271,049.21	0.00	1,191,743.79	18.53%
Total Expenditures	1,497,913.00	318,564.65	538,775.56	640,572.79	57.24%
Revenue Over(Under) Expenditures	(35,120.00)	(47,515.44)	(538,775.56)	551,171.00	
Drainage, 204 Total Cash in Bank & Investments		799,932.70			
Hotel Tax, 314					
Total Revenues	540,750.00	66,064.41	0.00	474,685.59	12.22%
Total Expenditures	253,930.00	102,999.65	86,256.40	64,673.95	74.53%
Revenue Over(Under) Expenditures	286,820.00	(36,935.24)	(86,256.40)	410,011.64	
Hotel Tax, 314 Total Cash in Bank & Investments		2,048,003.25			
Park, 317					
Total Revenues	125,000.00	114.67	0.00	124,885.33	0.09%
Total Expenditures	125,000.00	0.00	3,481.49	121,518.51	2.79%
Revenue Over(Under) Expenditures	0.00	114.67	(3,481.49)	3,366.82	
Park, 317 Total Cash in Bank & Investments		292,350.12			
Tree Mitigation, 319					
Total Revenues	74,500.00	219,197.54	0.00	(144,697.54)	294.22%
Total Expenditures	70,000.00	2,925.00	2,700.00	64,375.00	8.04%
Revenue Over(Under) Expenditures	4,500.00	216,272.54	(2,700.00)	(209,072.54)	
Tree Mitigation, 319 Total Cash in Bank & Investments		679,500.16			
Capital Recovery Water, 411					
Total Revenues	1,172,000.00	327,711.90	0.00	844,288.10	27.96%
Total Expenditures	206,000.00	0.00	127,216.28	78,783.72	61.76%
Revenue Over(Under) Expenditures	966,000.00	327,711.90	(127,216.28)	765,504.38	
Capital Recovery Water, 411 Total Cash in Bank & Investments		8,053,476.76			

**Quarterly Statement
Schertz, Texas**

**CITY OF SCHERTZ
REVENUE AND EXPENSE REPORT (UNAUDITED)
AS OF :DECEMBER 31, 2020**

***** 2020 - 2021 *****

	CURRENT BUDGET	CURRENT Y-T-D ACTUAL	Y-T-D ENCUMBR	BUDGET BALANCE	25% OF BUDGET
Capital Recovery Sewer, 421					
Total Revenues	672,000.00	177,333.38	0.00	494,666.62	26.39%
Total Expenditures	208,000.00	1,138.38	156,477.85	50,383.77	75.78%
Revenue Over(Under) Expenditures	464,000.00	176,195.00	(156,477.85)	444,282.85	
Capital Recovery Sewer, 421 Total Cash in Bank & Investments		7,522,029.06			
I&S, 505					
Total Revenues	7,095,821.00	3,808,816.40	0.00	3,287,004.60	53.68%
Total Expenditures	7,094,861.00	174,999.52	962,353.13	5,957,508.35	16.03%
Revenue Over(Under) Expenditures	960.00	3,633,816.88	(962,353.13)	(2,670,503.75)	
I&S, 505 Total Cash in Bank & Investments		4,419,735.27			
SED Corporation, 620					
Total Revenues	8,144,799.00	1,261,455.08	0.00	6,883,343.92	15.49%
Total Expenditures	8,144,799.00	446,683.69	5,285.02	7,692,830.29	5.55%
Revenue Over(Under) Expenditures	0.00	814,771.39	(5,285.02)	(809,486.37)	
SED Corporation, 620 Total Cash in Bank & Investments		20,967,549.14			
Total Cash in Bank & Investments		75,523,307.95			

CITY OF SCHERTZ
REVENUE AND EXPENSE REPORT (UNAUDITED)
AS OF: December 31, 2020

101 GENERAL FUND	CURRENT BUDGET	CURRENT QUARTER	PEIOR YEAR Y-T-D	Y-T-D ACTUAL	Y-T-D ENCUMBRANCE	BUDGET BALANCE	% OF BUDGET
REVENUES							
REVENUE SUMMARY							
Taxes	25,198,550.00	10,459,844.53	10,067,818.25	10,459,844.53	-	14,738,705.47	41.51
Franchises	2,334,000.00	551,850.84	522,800.37	551,850.84	-	1,782,149.16	23.64
Permits	1,767,250.00	410,000.42	330,408.56	410,000.42	-	1,357,249.58	23.20
Licenses	56,860.00	11,170.00	11,804.50	11,170.00	-	45,690.00	19.64
Fees	2,338,234.00	451,695.34	489,334.73	451,695.34	-	1,886,538.66	19.32
Fines	11,000.00	1,208.98	2,815.42	1,208.98	-	9,791.02	10.99
Inter-Jurisdictional	1,066,925.00	123,755.48	152,040.59	123,755.48	-	943,169.52	11.60
Fund Transfers	4,069,892.00	791,395.28	791,393.28	791,395.28	-	3,278,496.72	19.45
Miscellaneous	632,100.00	105,260.78	236,750.54	105,260.78	-	526,839.22	16.65
TOTAL REVENUES	37,474,811.00	12,906,181.65	12,605,166.24	12,906,181.65	-	24,568,629.35	34.44%
EXPENDITURE SUMMARY							
GENERAL GOVERNMENT							
CITY COUNCIL							
Personnel Services	37,633.00	10,197.07	10,822.43	10,197.07	14.40	27,421.53	27.13
Supplies	750.00	139.40	222.60	139.40	-	610.60	18.59
City Support Services	59,705.00	36,998.85	31,779.61	36,998.85	133.79	22,572.36	62.19
Operations Support	300.00	23.50	174.12	23.50	62.00	214.50	28.50
Staff Support	28,600.00	9,263.55	11,731.69	9,263.55	215.50	19,120.95	33.14
Professional Services	6,000.00	-	-	-	-	6,000.00	0.00
Operating Equipment	2,000.00	-	-	-	-	2,000.00	0.00
TOTAL CITY COUNCIL	134,988.00	56,622.37	54,730.45	56,622.37	425.69	77,939.94	42.26%
CITY MANAGER							
Personnel Services	1,246,309.00	314,144.59	273,828.69	314,144.59	-	932,164.41	25.21
Supplies	2,000.00	115.81	405.41	115.81	49.98	1,834.21	8.29
City Support Services	4,800.00	-	3,767.25	-	-	4,800.00	-
Operations Support	50.00	-	-	-	-	50.00	-
Staff Support	24,775.00	2,145.00	1,721.65	2,145.00	778.95	21,851.05	11.80
Operating Equipment	1,200.00	1,200.00	-	1,200.00	-	-	100.00
TOTAL CITY MANAGER	1,279,134.00	317,605.40	279,723.00	317,605.40	828.93	960,699.67	24.89%
MUNICIPAL COURT							
Personnel Services	283,625.00	81,000.14	70,858.40	81,000.14	-	202,624.86	28.56
Supplies	1,500.00	424.89	288.17	424.89	-	1,075.11	28.33
City Support Services	500.00	123.86	180.40	123.86	-	376.14	24.77
Operations Support	2,000.00	-	-	-	-	2,000.00	0.00
Staff Support	6,910.00	74.89	418.71	74.89	355.26	6,479.85	6.23
Court Support	1,080.00	-	186.00	-	-	1,080.00	0.00

CITY OF SCHERTZ
REVENUE AND EXPENSE REPORT (UNAUDITED)
AS OF: December 31, 2020

	CURRENT BUDGET	CURRENT QUARTER	PEIOR YEAR Y-T-D	Y-T-D ACTUAL	Y-T-D ENCUMBRANCE	BUDGET BALANCE	% OF BUDGET
101 GENERAL FUND							
Professional Services	69,850.00	9,132.50	13,950.00	9,132.50	53,969.00	6,748.50	90.34
Maintenance Services	3,000.00	550.00	300.00	550.00	1,700.00	750.00	75.00
TOTAL MUNICIPAL COURT	368,465.00	91,306.28	86,181.68	91,306.28	56,024.26	221,134.46	39.98%
CUSTOMER RELATIONS-311							
Personnel Services	113,239.00	30,889.96	28,595.30	30,889.96	-	82,349.04	27.28
Supplies	100.00	12.47	2.84	12.47	15.00	72.53	27.47
Staff Support	530.00	66.94	-	66.94	(12.78)	475.84	10.22
TOTAL CUSTOMER RELATIONS-311	113,869.00	30,969.37	28,598.14	30,969.37	2.22	82,897.41	27.20%
PLANNING & ZONING							
Personnel Services	264,117.00	54,565.83	43,395.32	54,565.83	-	209,551.17	20.66
Supplies	1,873.00	138.29	45.57	138.29	-	1,734.71	7.38
Utility Services	186.00	7.60	50.00	7.60	63.00	115.40	37.96
Operations Support	29,548.00	632.00	1,343.70	632.00	306.00	28,610.00	3.17
Staff Support	400,100.00	5.00	8.00	5.00	-	400,095.00	-
Professional Services	325.00	6,075.83	-	6,075.83	-	(5,750.83)	1,869.49
TOTAL PLANNING & ZONING	696,149.00	61,424.55	44,842.59	61,424.55	369.00	634,355.45	8.88%
LEGAL SERVICES							
Operations Support	10,000.00	2,256.91	188.00	2,256.91	125.75	7,617.34	23.83
Professional Services	140,000.00	16,981.05	7,021.37	16,981.05	-	123,018.95	12.13
TOTAL LEGAL SERVICES	150,000.00	19,237.96	7,209.37	19,237.96	125.75	130,636.29	12.91%
CITY SECRETARY							
Personnel Services	192,155.00	52,546.95	48,607.43	52,546.95	-	139,608.05	27.35
Supplies	1,150.00	409.65	285.63	409.65	-	740.35	35.62
City Support Services	10,000.00	-	2,926.45	-	100.00	9,900.00	1.00
Operations Support	150.00	-	-	-	-	150.00	-
Staff Support	4,350.00	982.40	1,701.95	982.40	-	3,367.60	22.58
Operating Equipment	1,035.00	-	-	-	-	1,035.00	-
TOTAL CITY SECRETARY	208,840.00	53,939.00	53,521.46	53,939.00	100.00	154,801.00	25.88%
NON-DEPARTMENTAL							
City Support Services	767,199.00	322,616.42	273,272.28	322,616.42	167,264.86	277,317.72	63.85
Operations Support	143,000.00	38,344.61	38,515.83	38,344.61	115.17	104,540.22	26.89
Staff Support	200.00	-	-	-	-	200.00	-
City Assistance	1,557,048.00	186,762.17	153,118.95	186,762.17	509,286.51	860,999.32	44.70
Professional Services	53,535.00	25,030.53	13,292.68	25,030.53	-	28,504.47	46.76
Fund Chrgs/Transfrs-Spec Events Fnd	27,979.00	-	-	-	-	27,979.00	-
TOTAL NON-DEPARTMENTAL	2,548,961.00	572,753.73	478,199.74	572,753.73	676,666.54	1,299,540.73	49.02%
PUBLIC AFFAIRS							
Personnel Services	302,583.00	83,183.60	76,330.91	83,183.60	-	219,399.40	27.49

CITY OF SCHERTZ
REVENUE AND EXPENSE REPORT (UNAUDITED)
AS OF: December 31, 2020

	CURRENT BUDGET	CURRENT QUARTER	PEIOR YEAR Y-T-D	Y-T-D ACTUAL	Y-T-D ENCUMBRANCE	BUDGET BALANCE	% OF BUDGET
101 GENERAL FUND							
Supplies	1,700.00	420.61	100.23	420.61	41.12	1,238.27	27.16
Operations Support	46,603.00	749.13	1,472.85	749.13	1,450.91	44,402.96	4.72
Staff Support	11,140.00	35.64	-	35.64	193.00	10,911.36	2.05
Professional Services	267,000.00	44,695.76	47,430.75	44,695.76	9,301.27	213,002.97	20.22
TOTAL PUBLIC AFFAIRS	629,026.00	129,084.74	126,325.23	129,084.74	10,986.30	488,954.96	22.27%
ENGINEERING							
Personnel Services	808,237.00	206,077.07	161,944.47	206,077.07	-	602,159.93	25.50
Supplies	2,350.00	100.30	116.00	100.30	8.50	2,241.20	4.63
City Support Services	500.00	-	-	-	-	500.00	-
Utility Services	4,350.00	1,035.40	583.09	1,035.40	-	3,314.60	23.80
Operations Support	100.00	-	-	-	93.00	7.00	93.00
Staff Support	18,704.00	557.82	1,236.00	557.82	394.25	17,751.93	5.09
Professional Services	75,000.00	-	-	-	37,227.00	37,773.00	49.64
Operating Equipment	3,885.00	25,783.61	54.98	25,783.61	497.08	(22,395.69)	676.47
TOTAL ENGINEERING	913,126.00	233,554.20	163,934.54	233,554.20	38,219.83	641,351.97	29.76%
GIS							
TOTAL GENERAL GOVERNMENT	7,042,558.00	1,574,924.73	1,370,801.76	1,574,924.73	783,748.52	4,683,884.75	33.49%
PUBLIC SAFETY							
POLICE							
Personnel Services	8,612,069.00	2,399,852.23	1,970,264.20	2,399,852.23	-	6,212,216.77	27.87
Supplies	120,176.44	5,710.69	25,463.32	5,710.69	8,393.51	106,072.24	11.74
City Support Services	26,000.00	32,020.24	25,400.62	32,020.24	-	(6,020.24)	123.15
Utility Services	211,800.00	26,050.42	17,726.45	26,050.42	-	185,749.58	12.30
Operations Support	18,685.00	738.00	2,366.25	738.00	1,540.00	16,407.00	12.19
Staff Support	188,897.83	21,768.41	27,188.30	21,768.41	10,886.15	156,243.27	17.29
City Assistance	81,100.00	678.55	1,160.78	678.55	1,483.98	78,937.47	2.67
Professional Services	84,583.00	21,317.30	13,368.80	21,317.30	2,150.00	61,115.70	27.74
Maintenance Services	90,705.00	6,588.99	4,047.25	6,588.99	-	84,116.01	7.26
Operating Equipment	224,219.60	52,129.38	76,780.34	52,129.38	35,331.66	136,758.56	39.01
Capital Outlay	540,719.50	31,819.97	173,442.42	31,819.97	256,762.66	252,136.87	53.37
TOTAL POLICE	10,198,955.37	2,598,674.18	2,337,208.73	2,598,674.18	316,547.96	7,283,733.23	28.58%
FIRE RESCUE							
Personnel Services	5,261,519.00	1,567,846.12	1,244,093.51	1,567,846.12	-	3,693,672.88	29.80
Supplies	23,855.00	516.19	868.63	516.19	214.61	23,124.20	3.06
Utility Services	76,600.00	14,106.52	11,747.89	14,106.52	-	62,493.48	18.42
Operations Support	2,150.00	157.73	-	157.73	-	1,992.27	7.34
Staff Support	197,100.00	9,888.42	36,799.08	9,888.42	58,612.76	128,598.82	34.75

CITY OF SCHERTZ
REVENUE AND EXPENSE REPORT (UNAUDITED)
AS OF: December 31, 2020

	CURRENT BUDGET	CURRENT QUARTER	PEIOR YEAR Y-T-D	Y-T-D ACTUAL	Y-T-D ENCUMBRANCE	BUDGET BALANCE	% OF BUDGET
101 GENERAL FUND							
City Assistance	23,000.00	878.09	6,006.08	878.09	-	22,121.91	3.82
Professional Services	82,704.00	14,102.43	5,511.00	14,102.43	20,853.38	47,748.19	42.27
Maintenance Services	90,562.00	17,306.64	2,955.67	17,306.64	4,248.24	69,007.12	23.80
Rental/Leasing	13,500.00	-	3,371.22	-	-	13,500.00	-
Operating Equipment	146,000.00	20,166.51	12,887.49	20,166.51	23,840.38	101,993.11	30.14
Capital Outlay	291,000.00	27,573.31	50,183.12	27,573.31	193,131.97	70,294.72	75.84
TOTAL FIRE RESCUE	6,207,990.00	1,677,620.37	1,374,423.69	1,677,620.37	301,911.74	4,228,457.89	31.89%
INSPECTIONS							
Personnel Services	897,835.00	235,831.42	222,814.85	235,831.42	-	662,003.58	26.27
Supplies	5,076.00	201.10	307.42	201.10	284.63	4,590.27	9.57
Utility Services	8,400.00	1,037.71	896.94	1,037.71	-	7,362.29	12.35
Operations Support	1,000.00	-	-	-	114.00	886.00	11.40
Staff Support	41,261.00	475.52	4,849.48	475.52	618.53	40,166.95	2.65
Professional Services	70,000.00	15,400.00	950.00	15,400.00	43,600.00	11,000.00	84.29
Operating Equipment	650.00	-	-	-	-	650.00	-
TOTAL INSPECTIONS	1,024,222.00	280,326.75	229,818.69	280,326.75	44,617.16	699,278.09	31.73%
TOTAL PUBLIC SAFETY	17,431,167.37	4,556,621.30	3,941,451.11	4,556,621.30	663,076.86	12,211,469.21	29.94%
PUBLIC ENVIRONMENT							
STREETS							
Personnel Services	933,855.00	221,044.19	210,701.32	221,044.19	-	712,810.81	23.67
Supplies	117,950.00	28,265.19	25,300.23	28,265.19	19,783.73	69,901.08	40.74
Utility Services	176,000.00	31,720.37	28,325.80	31,720.37	293.58	143,986.05	18.19
Staff Support	21,120.00	2,159.19	3,916.56	2,159.19	1,183.51	17,777.30	15.83
Professional Services	18,000.00	530.00	-	530.00	9,232.00	8,238.00	54.23
Maintenance Services	334,992.00	56,780.50	51,068.50	56,780.50	12,887.50	265,324.00	20.80
Rental/Lease	6,000.00	-	1,900.00	-	1,275.00	4,725.00	21.25
Operating Equipment	9,800.00	1,059.64	-	1,059.64	28,800.00	(20,059.64)	304.69
Capital Outlay	32,023.00	-	-	-	32,023.00	-	100.00
TOTAL STREETS	1,649,740.00	341,559.08	321,693.74	341,559.08	105,478.32	1,202,702.60	27.10%
TOTAL PUBLIC ENVIRONMENT	1,649,740.00	341,559.08	321,693.74	341,559.08	105,478.32	1,202,702.60	27.10%
PARKS & RECREATION							
PARKS DEPARTMENT							
Personnel Services	714,711.00	154,806.40	137,401.00	154,806.40	-	559,904.60	21.66
Supplies	99,350.00	25,804.34	4,863.11	25,804.34	3,808.78	69,736.88	29.81
City Support Services	111,316.00	50,534.99	29,078.15	50,534.99	9,586.93	51,194.08	54.01
Utility Services	246,000.00	35,325.87	50,304.97	35,325.87	10,379.84	200,294.29	18.58
Operations Support	2,000.00	122.92	-	122.92	-	1,877.08	6.15
Staff Support	19,670.00	2,390.35	1,877.83	2,390.35	537.22	16,742.43	14.88

CITY OF SCHERTZ
REVENUE AND EXPENSE REPORT (UNAUDITED)
AS OF: December 31, 2020

	CURRENT BUDGET	CURRENT QUARTER	PEIOR YEAR Y-T-D	Y-T-D ACTUAL	Y-T-D ENCUMBRANCE	BUDGET BALANCE	% OF BUDGET
101 GENERAL FUND							
Professional Services	120,271.00	27,214.30	17,711.57	27,214.30	1,625.00	91,431.70	23.98
Maintenance Services	84,000.00	55,092.61	4,474.80	55,092.61	-	28,907.39	65.59
Rental/Leasing	10,000.00	2,048.92	378.88	2,048.92	-	7,951.08	20.49
Operating Equipment	65,000.00	2,586.26	10,325.21	2,586.26	-	62,413.74	3.98
Capital Outlay	246,898.00	5,363.82	-	5,363.82	112,355.13	129,179.05	47.68
TOTAL PARKS DEPARTMENT	1,719,216.00	361,290.78	256,415.52	361,290.78	138,292.90	1,219,632.32	29.06%
SWIM POOL							
Supplies	25,500.00	22.36	-	22.36	-	25,477.64	0.09
Utility Services	16,500.00	2,388.02	2,389.57	2,388.02	293.26	13,818.72	16.25
Maintenance Services	527,878.00	81,589.98	81,695.57	81,589.98	475.40	445,812.62	15.55
TOTAL SWIM POOL	569,878.00	84,000.36	84,085.14	84,000.36	768.66	485,108.98	14.87%
EVENT FACILITIES							
Personnel Services	281,964.00	51,148.80	70,038.49	51,148.80	75.20	230,740.00	18.17
Supplies	6,150.00	1,079.93	678.21	1,079.93	85.06	4,985.01	18.94
Utility Services	47,650.00	4,516.86	4,573.46	4,516.86	-	43,133.14	9.48
Operations Support	16,343.00	1,808.64	1,102.74	1,808.64	-	14,534.36	11.07
Staff Support	4,925.00	191.56	1,748.82	191.56	178.99	4,554.45	7.52
Maintenance Services	13,000.00	-	1,041.00	-	540.00	12,460.00	4.15
Operating Equipment	23,015.00	726.00	(4,366.30)	726.00	-	22,289.00	15.19
TOTAL EVENT FACILITIES	393,047.00	59,471.79	74,816.42	59,471.79	879.25	332,695.96	15.35%
TOTAL PARKS & RECREATION	2,682,141.00	504,762.93	415,317.08	504,762.93	139,940.81	2,037,437.26	24.04%
CULTURAL							
LIBRARY							
Personnel Services	834,575.00	229,195.91	209,946.27	229,195.91	-	605,379.09	27.46
Supplies	13,855.00	4,827.05	1,097.34	4,827.05	91.74	8,936.21	35.50
Utility Services	65,500.00	5,326.69	6,088.12	5,326.69	-	60,173.31	8.13
Operations Support	3,600.00	587.98	403.97	587.98	17.99	2,994.03	16.83
Staff Support	8,280.00	329.18	2,737.30	329.18	409.00	7,541.82	8.92
Professional Services	2,300.00	1,655.96	1,984.10	1,655.96	-	644.04	72.00
Operating Equipment	136,145.00	37,400.83	47,152.07	37,400.83	21,796.95	76,947.22	43.48
TOTAL LIBRARY	1,064,255.00	279,323.60	269,409.17	279,323.60	22,315.68	762,615.72	28.34%
TOTAL CULTURAL	1,064,255.00	279,323.60	269,409.17	279,323.60	22,315.68	762,615.72	28.34%
HEALTH							
ANIMAL SERVICES							
INTERNAL SERVICE							
INFORMATION TECHNOLOGY							
Personnel Services	856,808.00	207,841.75	178,492.66	207,841.75	-	648,966.25	24.26
Supplies	6,800.00	1,162.86	512.14	1,162.86	287.49	5,349.65	21.33

CITY OF SCHERTZ
REVENUE AND EXPENSE REPORT (UNAUDITED)
AS OF: December 31, 2020

	CURRENT BUDGET	CURRENT QUARTER	PEIOR YEAR Y-T-D	Y-T-D ACTUAL	Y-T-D ENCUMBRANCE	BUDGET BALANCE	% OF BUDGET
101 GENERAL FUND							
City Support Services	974,666.00	161,856.83	63,952.45	161,856.83	77,592.69	735,216.48	24.57
Utility Services	285,125.00	52,359.62	19,811.09	52,359.62	27,007.42	205,757.96	27.84
Staff Support	43,628.00	117.01	17,434.20	117.01	633.17	42,877.82	1.72
Professional Services	102,599.00	-	-	-	47,755.13	54,843.87	46.55
Maintenance Services	10,000.00	7,182.61	101.77	7,182.61	682.00	2,135.39	78.65
Rental/Leasing	3,651.00	912.54	-	912.54	304.18	2,434.28	33.33
Operating Equipment	320,369.00	46,430.69	11,890.61	46,430.69	106,444.73	167,493.58	47.72
Capital Outlay	35,000.00	-	-	-	26,940.96	8,059.04	76.97
TOTAL INFORMATION TECHNOLOGY	2,638,646.00	477,863.91	292,194.92	477,863.91	287,647.77	1,873,134.32	29.01%
HUMAN RESOURCES							
Personnel Services	456,957.00	115,028.96	104,465.71	115,028.96	-	341,928.04	25.17
Supplies	2,700.00	182.10	901.40	182.10	-	2,517.90	6.74
Human Services	232,562.00	52,627.43	38,678.48	52,627.43	50,859.94	129,074.63	44.50
Operations Support	5,836.00	2,433.84	1,279.84	2,433.84	225.00	3,177.16	45.56
Staff Support	38,150.00	13,303.30	6,867.57	13,303.30	865.37	23,981.33	37.14
City Assistance	10,000.00	1,985.00	2,276.00	1,985.00	-	8,015.00	19.85
Professional Services	15,000.00	-	31,314.25	-	6,980.00	8,020.00	46.53
Operating Equipment	514.00	513.31	-	513.31	-	0.69	99.87
TOTAL HUMAN RESOURCES	761,719.00	186,073.94	185,783.25	186,073.94	58,930.31	516,714.75	32.16%
FINANCE							
Personnel Services	605,758.00	170,470.62	150,320.00	170,470.62	-	435,287.38	28.14
Supplies	3,700.00	801.09	803.02	801.09	58.19	2,840.72	23.22
Staff Support	9,422.00	864.00	1,290.24	864.00	-	8,558.00	9.17
Professional Sevices	34,500.00	909.82	9,341.35	909.82	-	33,590.18	2.64
Operating Equipment	586.61	336.08	223.99	336.08	303.61	(53.08)	109.05
TOTAL FINANCE	653,966.61	173,381.61	161,978.60	173,381.61	361.80	480,223.20	26.57%
PURCHASING & ASSET MGT							
Personnel Services	225,784.00	63,361.41	58,510.48	63,361.41	-	162,422.59	28.06
Supplies	700.00	34.58	72.33	34.58	63.54	601.88	14.02
Operations Support	7,650.00	1,299.00	2,739.00	1,299.00	1,018.75	5,332.25	30.30
Staff Support	6,785.00	375.38	823.00	375.38	-	6,409.62	5.53
City Assistance	2,000.00	162.00	200.00	162.00	150.00	1,688.00	15.60
Operating Equipment	1,600.00	-	-	-	-	1,600.00	-
TOTAL PURCHASING & ASSET MGT	244,519.00	65,232.37	62,344.81	65,232.37	1,232.29	178,054.34	27.18%
FLEET SERVICE							
Personnel Services	514,842.00	137,221.56	84,344.42	137,221.56	-	377,620.44	26.65
Supplies	216,000.00	37,837.11	29,807.44	37,837.11	8,470.80	169,692.09	21.44
City Support Services	15,000.00	2,357.20	2,297.20	2,357.20	-	12,642.80	15.71

CITY OF SCHERTZ
REVENUE AND EXPENSE REPORT (UNAUDITED)
AS OF: December 31, 2020

	CURRENT BUDGET	CURRENT QUARTER	PEIOR YEAR Y-T-D	Y-T-D ACTUAL	Y-T-D ENCUMBRANCE	BUDGET BALANCE	% OF BUDGET
101 GENERAL FUND							
Utility Services	11,500.00	1,634.84	1,701.07	1,634.84	130.28	9,734.88	15.35
Staff Support	29,700.00	4,317.96	1,706.06	4,317.96	2,645.93	22,736.11	23.45
Maintenance Services	212,350.00	62,530.77	29,234.98	62,530.77	11,741.75	138,077.48	34.98
Operating Equipment	9,603.00	4,737.94	195.10	4,737.94	2,532.84	2,332.22	75.71
Capital Outlay	58,950.00	-	-	-	21,303.00	37,647.00	36.14
TOTAL FLEET SERVICE	1,067,945.00	250,637.38	149,286.27	250,637.38	46,824.60	770,483.02	27.85%
FACILITY SERVICES							
Personnel Services	735,826.00	213,475.64	178,439.28	213,475.64	-	522,350.36	29.01
Supplies	145,900.00	10,228.44	16,138.25	10,228.44	2,319.60	133,351.96	8.60
City Support Services	5,000.00	-	-	-	-	5,000.00	-
Utility Services	171,000.00	26,404.32	18,197.31	26,404.32	-	144,595.68	15.44
Staff Support	12,800.00	706.00	891.71	706.00	551.47	11,542.53	9.82
Professional Services	85,746.00	15,216.62	7,608.31	15,216.62	76,083.10	(5,553.72)	106.48
Maintenance Services	652,536.00	51,801.16	99,650.30	51,801.16	253,611.65	347,123.19	46.80
Rental/Leasing	500.00	-	-	-	-	500.00	-
Operating Equipment	16,500.00	-	-	-	-	16,500.00	-
Capital Outlay	30,000.00	-	-	-	-	30,000.00	-
TOTAL BUILDING MAINTENANCE	1,855,808.00	317,832.18	320,925.16	317,832.18	332,565.82	1,205,410.00	35.05%
TOTAL INTERNAL SERVICE	7,222,603.61	1,471,021.39	1,172,513.01	1,471,021.39	727,562.59	5,024,019.63	30.44%
MISC & PROJECTS							
Project							
Fund Charges/Transfers	581,300.00	-	-	-	-	581,300.00	-
TOTAL PROJECTS	581,300.00	-	-	-	-	581,300.00	-
CITY ASSISTANCE							
City's Assistance to Agencies	320,000.00	52,420.92	104,255.99	52,420.92	100,388.00	167,191.08	47.75
Operating Equipment	10,000.00	-	-	-	-	10,000.00	-
TOTAL CITY ASSISTANCE	330,000.00	52,420.92	104,255.99	52,420.92	100,388.00	177,191.08	46.31%
COURT - RESTRICTED FUNDS							
Operating Equipment	22,992.00	-	-	-	2,500.00	20,492.00	10.87
TOTAL COURT-RESTRICTED FUNDS	22,992.00	-	-	-	2,500.00	20,492.00	10.87%
TOTAL MISC & PROJECTS	934,292.00	52,420.92	104,255.99	52,420.92	102,888.00	778,983.08	16.62%
TOTAL EXPENDITURES	38,026,756.98	8,780,473.95	7,615,507.71	8,780,473.95	2,545,010.78	26,701,272.25	29.78%
REVENUE OVER(UNDER) EXPEND.	(551,945.98)	4,125,707.70	4,989,658.53	4,125,707.70	(2,545,010.78)	(2,132,642.90)	

CITY OF SCHERTZ

REVENUE REPORT (UNAUDITED)

AS OF: December 31, 2020

		CURRENT	CURRENT	PEIOR YEAR	Y-T-D	Y-T-D	BUDGET	% OF
101 GENERAL FUND		BUDGET	QUARTER	Y-T-D	ACTUAL	ENCUMBRANCE	BALANCE	BUDGET
REVENUES								
Taxes								
000-411100	Advalorem Tax-Current	14,554,500.00	7,906,585.67	7,742,627.95	7,906,585.67	-	6,647,914.33	54.32
000-411110	Disable Veterans Assist Pymnt	500,000.00	-	-	-	-	500,000.00	-
000-411200	Advalorem Tax-Delinquent	50,000.00	32,941.15	7,537.08	32,941.15	-	17,058.85	65.88
000-411300	Advalorem Tax-P&I	50,000.00	15,014.07	4,677.79	15,014.07	-	34,985.93	30.03
000-411500	Sales Tax Revenue-Gen Fund	9,964,000.00	2,495,735.29	2,292,410.77	2,495,735.29	-	7,468,264.71	25.05
000-411600	Bingo Tax	50.00	-	28.16	-	-	50.00	-
000-411700	Mixed Beverage Tax	80,000.00	9,568.35	20,536.50	9,568.35	-	70,431.65	11.96
TOTAL Taxes		25,198,550.00	10,459,844.53	10,067,818.25	10,459,844.53	-	14,738,705.47	41.51%
Franchises								
000-421200	Center Point/Entex Energy	95,000.00	24,154.37	24,297.46	24,154.37	-	70,845.63	25.43
000-421220	City Public Service	1,020,000.00	233,351.20	240,156.22	233,351.20	-	786,648.80	22.88
000-421240	Guadalupe Valley Elec Co-op	455,000.00	107,123.70	103,877.14	107,123.70	-	347,876.30	23.54
000-421250	New Braunfels Utilities	78,000.00	16,849.67	14,255.34	16,849.67	-	61,150.33	21.60
000-421300	Time Warner-State Franchise	250,000.00	45,654.45	35,570.32	45,654.45	-	204,345.55	18.26
000-421460	AT&T Franchise Fee	150,000.00	40,483.68	32,274.56	40,483.68	-	109,516.32	26.99
000-421480	Other Telecom Franchise - ROW	130,000.00	38,515.31	31,396.65	38,515.31	-	91,484.69	29.63
000-421500	Solid Waste Franchise Fee	156,000.00	45,718.46	40,972.68	45,718.46	-	110,281.54	29.31
TOTAL Franchises		2,334,000.00	551,850.84	522,800.37	551,850.84	-	1,782,149.16	23.64%
Permits								
000-431100	Home Occupation Permit	500.00	420.00	350.00	420.00	-	80.00	84.00
000-431205	Bldg Permit-Residential	550,000.00	129,898.50	112,148.00	129,898.50	-	420,101.50	23.62
000-431210	Bldg Permit-Commercial	350,000.00	50,456.00	1,906.00	50,456.00	-	299,544.00	14.42
000-431215	Bldg Permit-General	350,000.00	79,184.00	64,425.00	79,184.00	-	270,816.00	22.62
000-431300	Mobile Home Permit	400.00	300.00	175.00	300.00	-	100.00	75.00
000-431400	Signs Permit	5,600.00	1,486.00	1,671.00	1,486.00	-	4,114.00	26.54
000-431500	Food Establishmnt Permit	63,000.00	56,250.00	59,200.00	56,250.00	-	6,750.00	89.29
000-431700	Plumbing Permit	138,950.00	33,572.00	26,123.00	33,572.00	-	105,378.00	24.16
000-431750	Electrical Permit	70,900.00	21,440.00	13,580.00	21,440.00	-	49,460.00	30.24
000-431800	Mechanical Permit	68,300.00	14,780.00	13,100.00	14,780.00	-	53,520.00	21.64
000-431900	Solicitor/Peddler Permit	2,300.00	120.00	400.00	120.00	-	2,180.00	5.22
000-431950	Animal/Pet Permit	500.00	-	5.00	-	-	500.00	0.00
000-432000	Cert of Occupancy Prmt	6,300.00	1,050.00	2,100.00	1,050.00	-	5,250.00	16.67
000-432100	Security Alarm Permit	43,000.00	6,975.00	8,781.00	6,975.00	-	36,025.00	16.22
000-432300	Grading/Clearing Permit	12,500.00	2,450.00	1,595.00	2,450.00	-	10,050.00	19.60
000-432400	Development Permit	75,000.00	7,394.42	15,654.06	7,394.42	-	67,605.58	9.86

CITY OF SCHERTZ

REVENUE REPORT (UNAUDITED)

AS OF: December 31, 2020

101 GENERAL FUND		CURRENT	CURRENT	PEIOR YEAR	Y-T-D	Y-T-D	BUDGET	% OF
REVENUES		BUDGET	QUARTER	Y-T-D	ACTUAL	ENCUMBRANCE	BALANCE	BUDGET
000-435000	Fire Permit	30,000.00	4,224.50	9,195.50	4,224.50	-	25,775.50	14.08
TOTAL Permits		1,767,250.00	410,000.42	330,408.56	410,000.42	-	1,357,249.58	23.20%
Licenses								
000-441000	Alcohol Beverage License	8,100.00	2,540.00	2,272.50	2,540.00	-	5,560.00	31.36
000-441300	Mobile Home License	160.00	80.00	80.00	80.00	-	80.00	50.00
000-442000	Contractors License	45,600.00	8,550.00	9,050.00	8,550.00	-	37,050.00	18.75
000-444000	Pet License	3,000.00	-	402.00	-	-	3,000.00	0.00
TOTAL Licenses		56,860.00	11,170.00	11,804.50	11,170.00	-	45,690.00	19.64%
Fees								
000-451000	Municipal Court Fines	664,160.00	99,424.57	147,599.30	99,424.57	-	564,735.43	14.97
000-451100	Arrest Fee	25,680.00	4,082.08	5,908.86	4,082.08	-	21,597.92	15.90
000-451110	Expunction Fee	160.00	-	-	-	-	160.00	0.00
000-451200	Warrant Fees	73,560.00	8,014.27	14,604.45	8,014.27	-	65,545.73	10.89
000-451220	Officer Jury Fee	400.00	-	-	-	-	400.00	0.00
000-451320	Civil Justice Fee-Court	500.00	-	-	-	-	500.00	0.00
000-451340	Judicial Fee-City	3,432.00	83.11	788.71	83.11	-	3,348.89	2.42
000-451400	Traffic Fine Costs TTL	12,168.00	1,964.45	2,768.82	1,964.45	-	10,203.55	16.14
000-451510	Juvenile Case Mgmt Fee	28,668.00	697.56	6,572.43	697.56	-	27,970.44	2.43
000-451520	Truancy Fees	5,352.00	3,761.25	1,245.12	3,761.25	-	1,590.75	70.28
000-451530	Local Municipal Jury Fund	400.00	73.15	-	73.15	-	326.85	18.29
000-451600	Technology Fund Fee	22,992.00	3,520.00	5,258.33	3,520.00	-	19,472.00	15.31
000-451700	Security Fee	17,244.00	4,030.53	3,943.77	4,030.53	-	13,213.47	23.37
000-451800	Time Payment Fee-City	4,968.00	360.78	1,154.01	360.78	-	4,607.22	7.26
000-451850	State Fines 10% Service Fee	38,752.00	9,084.44	8,405.72	9,084.44	-	29,667.56	23.44
000-451900	DPS Payment-Local	5,592.00	604.00	1,048.92	604.00	-	4,988.00	10.80
000-452000	Child Safety Fee	10,356.00	1,911.48	2,612.56	1,911.48	-	8,444.52	18.46
000-452100	Platting Fees	59,000.00	6,000.00	1,500.00	6,000.00	-	53,000.00	10.17
000-452200	Site Plan Fee	36,000.00	4,500.00	500.00	4,500.00	-	31,500.00	12.50
000-452300	Plan Check Fee	625,000.00	113,113.25	82,312.25	113,113.25	-	511,886.75	18.10
000-452320	Tree Mitigation Admin Fee	15,000.00	38,640.00	10,287.30	38,640.00	-	(23,640.00)	257.60
000-452400	BOA/Variance Fees	5,000.00	-	-	-	-	5,000.00	0.00
000-452600	Specific Use/Zone Chng Fee	18,000.00	6,000.00	11,250.00	6,000.00	-	12,000.00	33.33
000-452710	Zoning Ltr & Dev Rights	1,950.00	600.00	2,100.00	600.00	-	1,350.00	30.77
000-453100	Reinspection Fees	190,000.00	51,725.00	42,425.00	51,725.00	-	138,275.00	27.22
000-453110	Swim Pool Inspection Fee	2,500.00	-	660.00	-	-	2,500.00	0.00

CITY OF SCHERTZ

REVENUE REPORT (UNAUDITED)

AS OF: December 31, 2020

		CURRENT	CURRENT	PEIOR YEAR	Y-T-D	Y-T-D	BUDGET	% OF
101 GENERAL FUND		BUDGET	QUARTER	Y-T-D	ACTUAL	ENCUMBRANCE	BALANCE	BUDGET
REVENUES								
000-453200	Lot Abatement	5,000.00	1,400.00	600.00	1,400.00	-	3,600.00	28.00
000-453211	Admin Fee-Inspections	18,600.00	600.00	3,600.00	600.00	-	18,000.00	3.23
000-453710	Foster Care	500.00	-	150.00	-	-	500.00	0.00
000-454200	Pool Gate Admission Fee	24,000.00	-	30.00	-	-	24,000.00	0.00
000-454300	Seasonal Pool Pass Fee	5,000.00	-	-	-	-	5,000.00	0.00
000-456120	Senior Center Meal Fee	20,000.00	7,654.29	3,456.98	7,654.29	-	12,345.71	38.27
000-456500	HAZ MAT Fees	5,000.00	-	-	-	-	5,000.00	0.00
000-456600	Fire Re-inspection Fee	1,000.00	-	200.00	-	-	1,000.00	0.00
000-458000	Sale of General Fixed Assets	20,000.00	-	-	-	-	20,000.00	0.00
000-458110	Sale of Mdse - GovDeals	80,000.00	24,285.00	15,185.12	24,285.00	-	55,715.00	30.36
000-458400	Civic Center Rental Fees	130,900.00	1,725.00	(520.00)	1,725.00	-	129,175.00	1.32
000-458450	North Center Rental Fees	14,000.00	2,500.00	5,100.00	2,500.00	-	11,500.00	17.86
000-458460	Senior Center Rental	7,000.00	-	2,100.00	-	-	7,000.00	0.00
000-458500	Community Center Rental Fees	23,800.00	3,635.00	7,716.50	3,635.00	-	20,165.00	15.27
000-458550	Pavilion Rental Fees	20,000.00	1,925.00	3,065.00	1,925.00	-	18,075.00	9.63
000-458560	Chamber of Comm Rent	7,500.00	1,950.00	1,950.00	1,950.00	-	5,550.00	26.00
000-458570	Non-Resident SYSA League	10,000.00	-	-	-	-	10,000.00	0.00
000-458650	NonResident User Fee-BVYA	10,000.00	7,080.00	-	7,080.00	-	2,920.00	70.80
000-458660	BVYA Utility Reimbursement	15,000.00	7,838.38	-	7,838.38	-	7,161.62	52.26
000-458670	SYSA Utility Reimbursement	7,500.00	-	2,362.78	-	-	7,500.00	0.00
000-458675	Lions Futbol Utility Reimbrsmt	10,000.00	3,516.00	3,516.00	3,516.00	-	6,484.00	35.16
000-458685	Recreation Programs	1,000.00	-	-	-	-	1,000.00	0.00
000-458685.00	Rec Prgm-Kickball Leagues	2,600.00	-	-	-	-	2,600.00	0.00
000-458700	Vehicle Impoundment	10,000.00	2,640.00	-	2,640.00	-	7,360.00	26.40
000-459200	NSF Check Fee	100.00	-	25.00	-	-	100.00	0.00
000-459300	Notary Fee	100.00	36.00	18.00	36.00	-	64.00	36.00
000-459600	Animal Adoption Fee	12,000.00	1,940.00	3,865.00	1,940.00	-	10,060.00	16.17
000-459700	Pet Impoundment Fee	5,000.00	2,119.00	2,342.00	2,119.00	-	2,881.00	42.38
000-459800	Police Reports Fee	5,800.00	1,038.00	314.30	1,038.00	-	4,762.00	17.90
TOTAL Fees		2,338,234.00	451,695.34	489,334.73	451,695.34	-	1,886,538.66	19.32%
Fines								
000-463000	Library Fines	11,000.00	1,208.98	2,815.42	1,208.98	-	9,791.02	10.99
TOTAL Fines		11,000.00	1,208.98	2,815.42	1,208.98	-	9,791.02	10.99%
Inter-Jurisdictional								
000-473100	Bexar Co - Fire	21,077.00	15,808.32	-	15,808.32	-	5,268.68	75.00
000-473200	City of Seguin-Fire Contract	30,107.00	8,363.28	7,526.94	8,363.28	-	21,743.72	27.78

CITY OF SCHERTZ

REVENUE REPORT (UNAUDITED)

AS OF: December 31, 2020

		CURRENT	CURRENT	PEIOR YEAR	Y-T-D	Y-T-D	BUDGET	% OF
101 GENERAL FUND		BUDGET	QUARTER	Y-T-D	ACTUAL	ENCUMBRANCE	BALANCE	BUDGET
REVENUES								
000-473300	Guadalupe Co-Library	203,191.00	67,730.32	-	67,730.32	-	135,460.68	33.33
000-473400	Randolph AFB-Animal Control	500.00	-	-	-	-	500.00	0.00
000-474200	Library Services-Cibolo	40,000.00	-	30.00	-	-	40,000.00	0.00
000-474210	Library Services-Selma	26,000.00	-	-	-	-	26,000.00	0.00
000-474400	Dispatch Service-Cibolo	166,000.00	-	-	-	-	166,000.00	0.00
000-474600	School Crossing Guard-Bexar Co	36,000.00	8,998.48	9,042.63	8,998.48	-	27,001.52	25.00
000-474610	School Cross Guard-Guadalupe C	41,000.00	10,355.08	9,541.02	10,355.08	-	30,644.92	25.26
000-474700	School Officer Funding	453,050.00	-	88,400.00	-	-	453,050.00	0.00
000-474750	Crime Victim Liaison Agreement	50,000.00	12,500.00	37,500.00	12,500.00	-	37,500.00	25.00
TOTAL Inter-Jurisdictional		1,066,925.00	123,755.48	152,040.59	123,755.48	-	943,169.52	11.60%
Fund Transfers								
000-480000	Indirect Costs-EMS	182,600.00	44,775.00	44,775.00	44,775.00	-	137,825.00	24.52
000-480100	Indirect Costs-Hotel/Motel	72,464.00	18,607.03	18,607.03	18,607.03	-	53,856.97	25.68
000-481000	Transfer In - Reserves	1,081,160.00	-	-	-	-	1,081,160.00	0.00
000-485000	Interfund Charges-Drainage-5%	285,506.00	60,778.50	60,776.50	60,778.50	-	224,727.50	21.29
000-486000	Interfund Chrges-Admin W&S	1,450,827.00	346,249.97	346,249.97	346,249.97	-	1,104,577.03	23.87
000-486202	Transfer In-Water&Sewer Fund	4,000.00	-	-	-	-	4,000.00	0.00
000-486203	Transfer In-EMS	4,000.00	-	-	-	-	4,000.00	0.00
000-486204	Transfer In-Drainage	1,000.00	-	-	-	-	1,000.00	0.00
000-487000	Interfund Charges-Fleet	398,618.00	90,166.78	90,166.78	90,166.78	-	308,451.22	22.62
000-488000	Interfund Charges-4B	503,717.00	230,818.00	230,818.00	230,818.00	-	272,899.00	45.82
000-489000	Transfer In	86,000.00	-	-	-	-	86,000.00	0.00
TOTAL Fund Transfers		4,069,892.00	791,395.28	791,393.28	791,395.28	-	3,278,496.72	19.45%
Miscellaneous								
000-491000	Interest Earned	15,000.00	1,690.16	12,447.85	1,690.16	-	13,309.84	11.27
000-491200	Investment Income	120,000.00	20,083.34	91,525.06	20,083.34	-	99,916.66	16.74
000-493120	Donations-Public Library	10,000.00	101.65	999.00	101.65	-	9,898.35	1.02
000-493400	Donations-Animal Control	5,000.00	1,735.00	2,044.00	1,735.00	-	3,265.00	34.70
000-493460	Donations- Parks	10,000.00	-	-	-	-	10,000.00	0.00
000-493465	Donations-Senior Center	10,000.00	-	3,479.37	-	-	10,000.00	0.00
000-493700	July 4th Activities	26,000.00	-	-	-	-	26,000.00	0.00
000-493701	Proceeds-Holidazzle	12,500.00	3,290.00	-	3,290.00	-	9,210.00	26.32
000-493704	Moving on Main	4,000.00	-	-	-	-	4,000.00	0.00
000-494481	LawEnforcemtOfficersStd&	5,000.00	-	-	-	-	5,000.00	0.00
000-494482	Grants-Police, Fire, Gen Fund	2,500.00	541.11	-	541.11	-	1,958.89	21.64
000-495100	Mobile Stage Rental Fees	2,100.00	-	1,550.00	-	-	2,100.00	0.00

CITY OF SCHERTZ

REVENUE REPORT (UNAUDITED)

AS OF: December 31, 2020

101 GENERAL FUND REVENUES		CURRENT BUDGET	CURRENT QUARTER	PEIOR YEAR Y-T-D	Y-T-D ACTUAL	Y-T-D ENCUMBRANCE	BUDGET BALANCE	% OF BUDGET
000-497000	Misc Income-Gen Fund	40,000.00	13,358.64	23,876.28	13,358.64	-	26,641.36	33.40
000-497005	Schertz Magazine Advertising	120,000.00	36,461.62	34,550.00	36,461.62	-	83,538.38	30.38
000-497100	Misc Income-Police	9,000.00	3,923.92	3,717.60	3,923.92	-	5,076.08	43.60
000-497200	Misc Income-Library	4,500.00	469.25	1,092.50	469.25	-	4,030.75	10.43
000-497210	Misc Income-Library Copier	18,000.00	1,127.50	4,606.95	1,127.50	-	16,872.50	6.26
000-497400	Misc Income-Streets Dept	30,000.00	2,976.00	3,953.29	2,976.00	-	27,024.00	9.92
000-497500	Misc Income-TML Ins. Claims	25,000.00	1,444.45	14,115.81	1,444.45	-	23,555.55	5.78
000-497550	Misc Income-TML WC Reimbursmnt	10,000.00	3,549.48	1,234.86	3,549.48	-	6,450.52	35.49
000-497600	Misc Income-Vending Mach	2,500.00	91.38	539.20	91.38	-	2,408.62	3.66
000-498000	Reimbursmnt-Gen Fund	20,000.00	-	-	-	-	20,000.00	0.00
000-498105	Reimbursmt Police OT-DEA	18,000.00	11,766.53	-	11,766.53	-	6,233.47	65.37
000-498110	Reimburmnt Fire-Emg Acti-OT	100,000.00	-	23,412.08	-	-	100,000.00	0.00
000-498150	Reimbursement - Library	13,000.00	8,598.66	13,509.00	8,598.66	-	4,401.34	66.14
TOTAL Miscellaneous		632,100.00	105,260.78	236,750.54	105,260.78	-	526,839.22	16.65%
TOTAL REVENUES		37,474,811.00	12,906,181.65	12,605,166.24	12,906,181.65	-	24,568,629.35	34.44%

GENERAL FUND
CASH IN BANK AND INVESTMENTS

AS OF: December 31, 2020

Cash in Bank

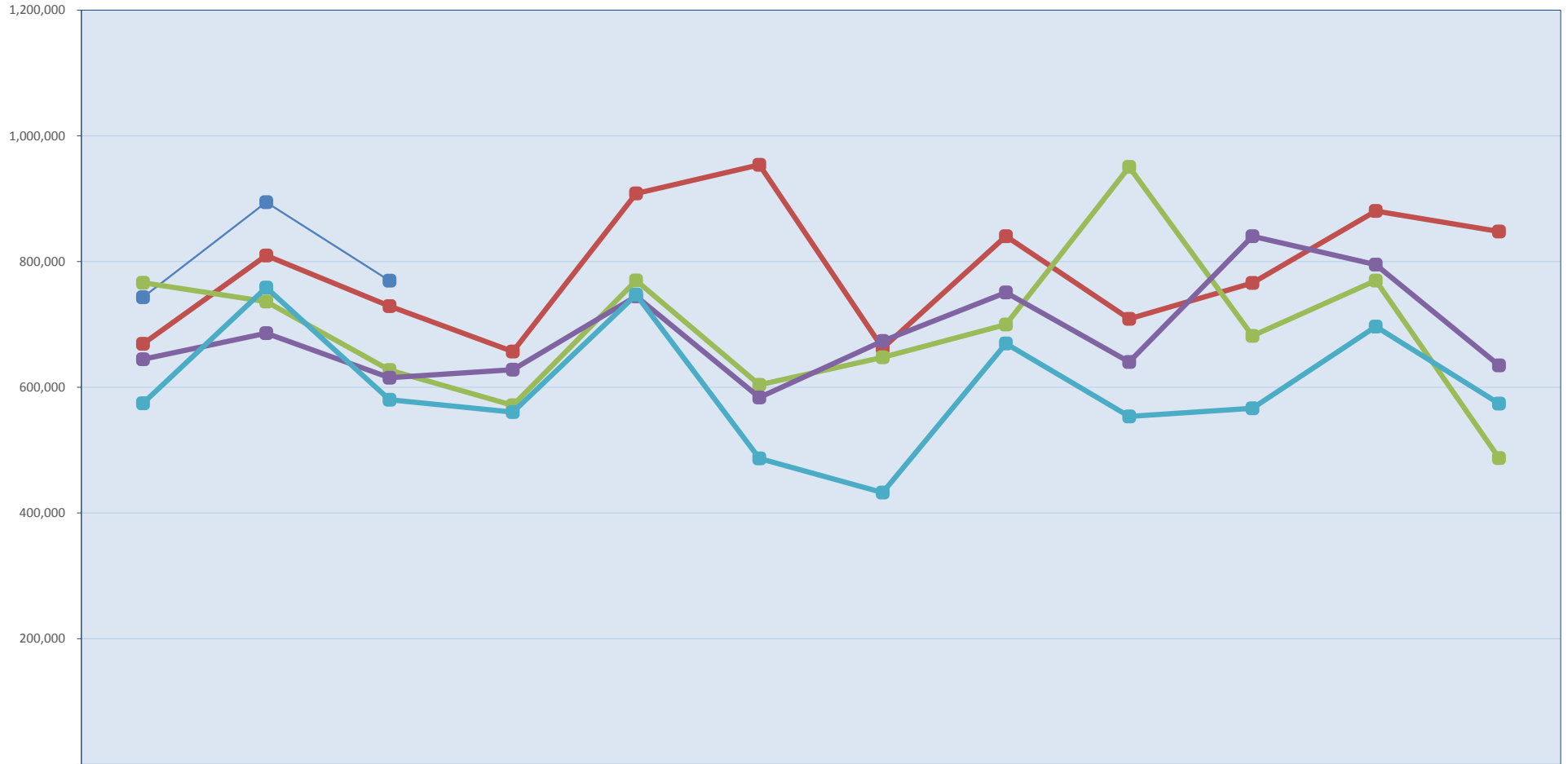
Claim on Operating Cash Pool-Checking	\$ 3,905,500.60
---------------------------------------	-----------------

Cash in Investments

LOGIC Investment-General Fund	11,851,634.61
LOGIC Investment-Equip Replacement	79,062.99
LOGIC Investment-Veh Replacement	533,103.80
LOGIC Investment-Air Condi Replacment	290,119.23
BBVA CD Investment	1,049,696.40
CAPITAL ONE Investment-General Fund	<u>1,465,532.49</u>

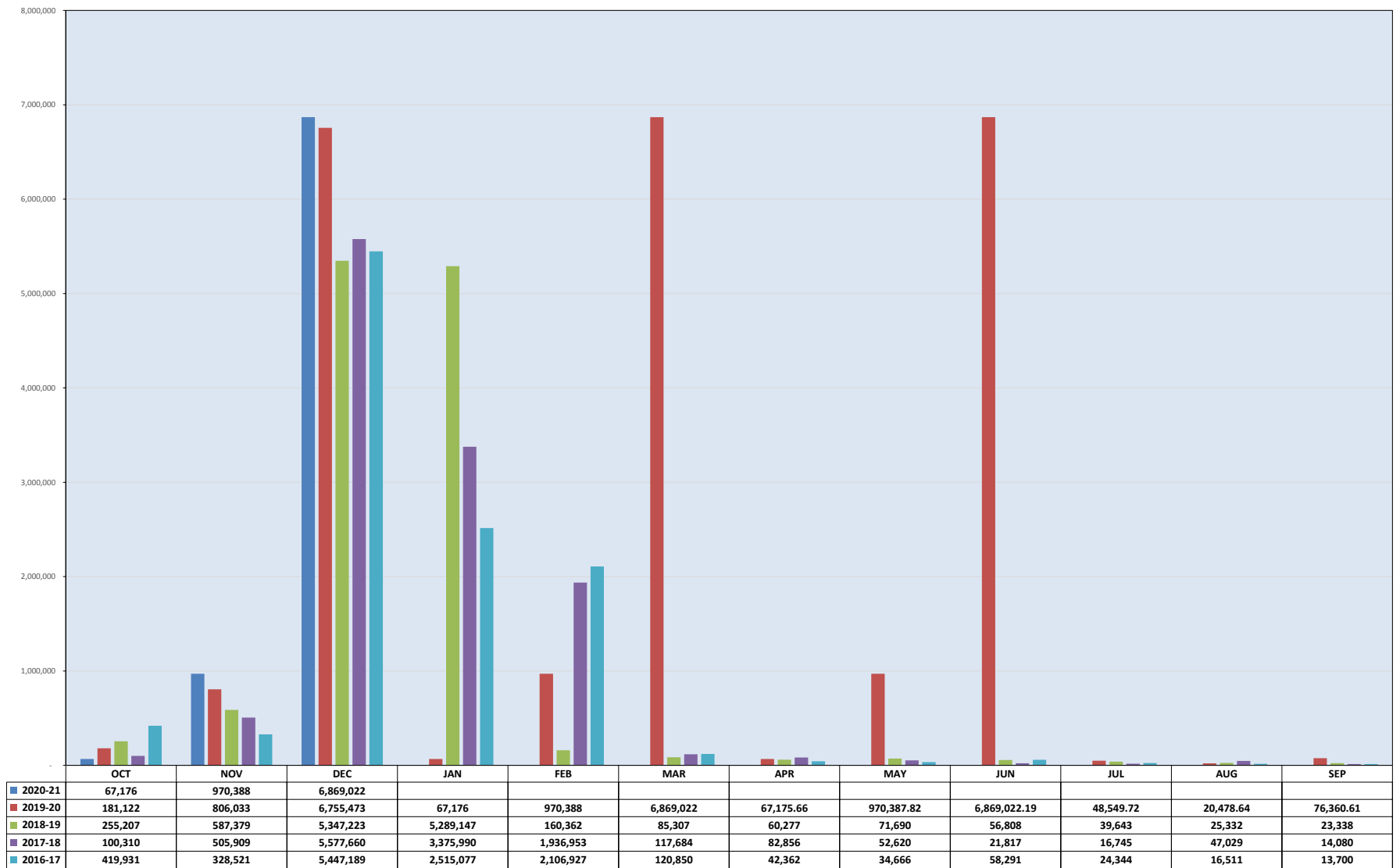
Total Cash in Bank & Investments	<u>\$ 19,174,650.12</u>
---	--------------------------------

Sales Tax-General Fund

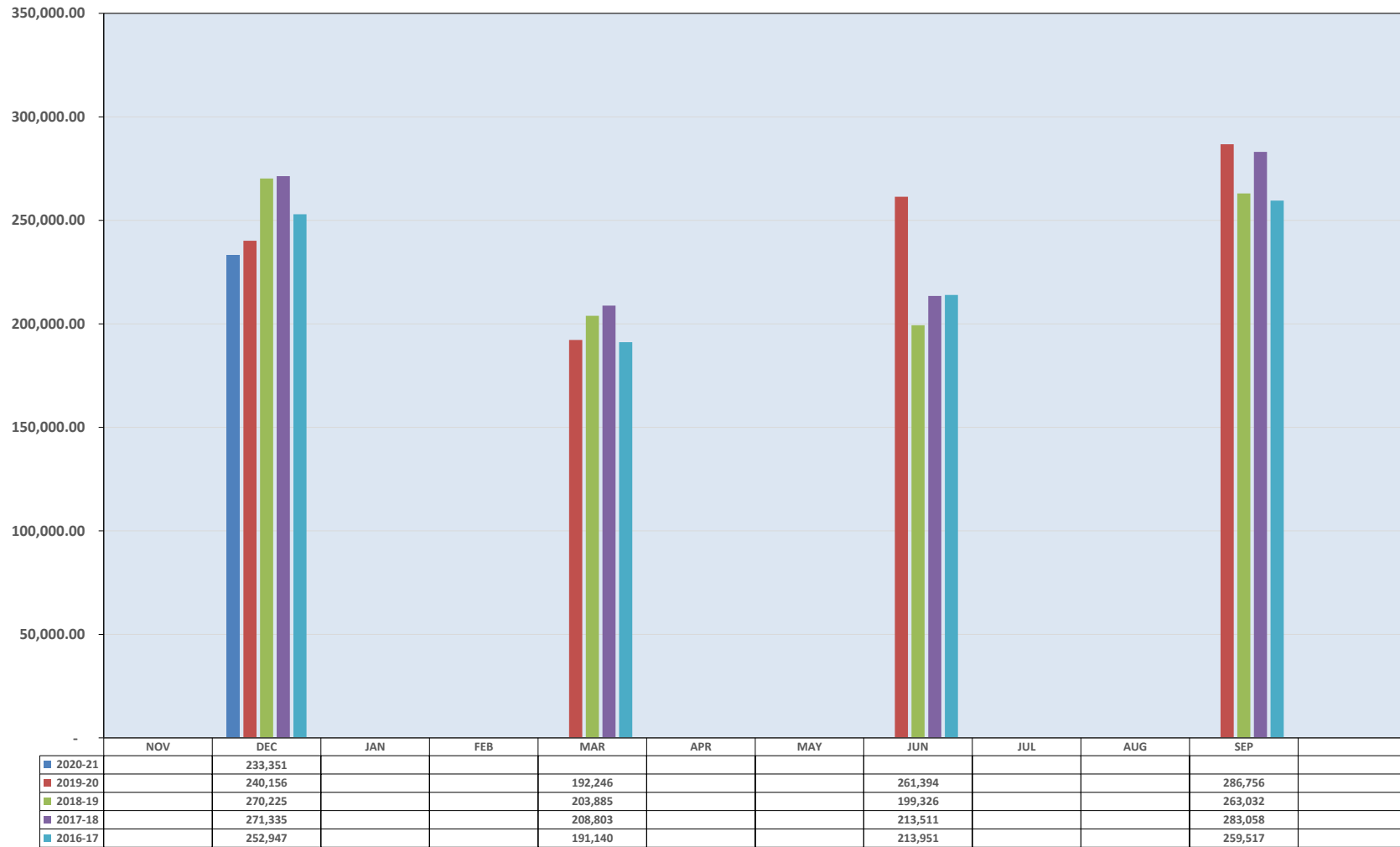


	OCT	NOV	DEC	JAN	FEB	MAR	APR	MAY	JUN	JUL	AUG	SEP
2020-21	743,235	894,399	769,523									
2019-20	669,061	809,661	729,135	656,810	908,377	953,913	662,240	840,330	708,822	765,963	880,492	847,850
2018-19	766,254	736,285	627,360	571,251	769,881	603,905	647,650	699,759	950,507	640,283	769,754	487,275
2017-18	644,584	686,048	615,170	627,981	744,714	583,818	673,567	750,755	640,283	840,254	795,116	634,780
2016-17	574,470	758,598	580,171	560,431	747,281	486,739	432,444	669,542	553,540	566,565	696,536	573,973

ADVALOREM TAX



CITY PUBLIC SERVICE



■ 2020-21
 ■ 2019-20
 ■ 2018-19
 ■ 2017-18
 ■ 2016-17

CITY OF SCHERTZ
 REVENUE AND EXPENSE REPORT (UNAUDITED)
 AS OF: December 31, 2020

106-SPECIAL EVENTS FUND	CURRENT BUDGET	CURRENT QUARTER	PEIOR YEAR Y-T-D	Y-T-D ACTUAL	Y-T-D ENCUMBRANCE	BUDGET BALANCE	% OF BUDGET
<u>FINANCIAL SUMMARY</u>							
<u>REVENUE SUMMARY</u>							
Miscellaneous	32,100.00	28,532.09	37,968.59	28,532.09	-	3,567.91	88.89
TOTAL REVENUES	32,100.00	28,532.09	37,968.59	28,532.09	-	3,567.91	88.89%
<u>EXPENDITURE SUMMARY</u>							
<u>GENERAL GOVERNMENT</u>							
<u>CULTURAL</u>							
WALK FOR LIFE	10,000.00	-	-	-	-	10,000.00	-
SWEETHEART EVENT	0.00	-	(1,950.00)	-	-	-	-
HAL BALDWIN SCHOLARSHIP	22,100.00	12,868.35	11,845.30	12,868.35	-	9,231.65	58.23
TOTAL CULTURAL	32,100.00	12,868.35	9,895.30	12,868.35	-	19,231.65	40.09%
TOTAL EXPENDITURES	32,100.00	12,868.35	9,895.30	12,868.35	-	19,231.65	40.09%
REVENUE OVER(UNDER) EXPEND	0.00	15,663.74	28,073.29	15,663.74	-	(15,663.74)	

CITY OF SCHERTZ

REVENUE REPORT (UNAUDITED)

AS OF: December 31, 2020

106-SPECIAL EVENTS FUND		CURRENT	CURRENT	PEIOR YEAR	Y-T-D	Y-T-D	BUDGET	% OF
REVENUES		BUDGET	QUARTER	Y-T-D	ACTUAL	ENCUMBRANCE	BALANCE	BUDGET
<u>Fund Transfers</u>								
<u>Miscellaneous</u>								
000-491200	Investment Income	0.00	7.09	88.59	7.09	-	(7.09)	0.00
000-492200	Kick Cancer	10,000.00	-	-	-	-	10,000.00	0.00
000-493621	Hal Baldwin Scholarship	22,100.00	28,525.00	24,350.00	28,525.00	-	(6,425.00)	129.07
TOTAL Miscellaneous		32,100.00	28,532.09	37,968.59	28,532.09	-	3,567.91	88.89%
TOTAL REVENUES		32,100.00	28,532.09	37,968.59	28,532.09	-	3,567.91	88.89%

SPECIAL EVENTS FUND
CASH IN BANK AND INVESTMENTS

AS OF: December 31, 2020

Cash in Bank	Current
Claim on Operating Cash Pool-Checking	\$ 109,067.16
Cash in Investments	
Texas Class- Special Events	<u>18,037.54</u>
Total Cash in Bank & Investments	<u>\$ 127,104.70</u>

CITY OF SCHERTZ
 REVENUE AND EXPENSE REPORT (UNAUDITED)
 AS OF: December 31, 2020

	CURRENT BUDGET	CURRENT QUARTER	PEIOR YEAR Y-T-D	Y-T-D ACTUAL	Y-T-D ENCUMBRANCE	BUDGET BALANCE	% OF BUDGET
110-PEG FUND							
FINANCIAL SUMMARY							
<u>REVENUE SUMMARY</u>							
Franchises	90,000.00	20,977.62	21,937.84	20,977.62	-	69,022.38	23.31
Fund Transfers	95,500.00	-	-	-	-	95,500.00	0.00
TOTAL REVENUES	185,500.00	20,977.62	21,937.84	20,977.62	-	164,522.38	11.31%
<u>EXPENDITURE SUMMARY</u>							
<u>GENERAL GOVERNMENT</u>							
<u>Non Departmental</u>							
<u>MISC & PROJECTS</u>							
<u>Projects</u>							
Capital Outlay	185,500.00	-	-	-	-	185,500.00	0.00
TOTAL MISC & PROJECTS	185,500.00	-	-	-	-	185,500.00	0.00%
TOTAL EXPENDITURES	185,500.00	-	-	-	-	185,500.00	0.00%
REVENUE OVER(UNDER) EXPEND	0.00	20,977.62	21,937.84	20,977.62	-	(20,977.62)	

CITY OF SCHERTZ

REVENUE REPORT (UNAUDITED)

AS OF: December 31, 2020

110-PEG FUND		CURRENT BUDGET	CURRENT QUARTER	PEIOR YEAR Y-T-D	Y-T-D ACTUAL	Y-T-D ENCUMBRANCE	BUDGET BALANCE	% OF BUDGET
REVENUES								
<u>Franchises</u>								
000-421350	Time Warner - PEG Fee	60,000.00	15,560.70	15,465.00	15,560.70	-	44,439.30	25.93
000-421465	AT&T PEG Fee	30,000.00	5,416.92	6,472.84	5,416.92	-	24,583.08	18.06
TOTAL Franchises		90,000.00	20,977.62	21,937.84	20,977.62	-	69,022.38	23.31%
<u>Fund Transfers</u>								
000-481000	Transfer In - Reserves	95,500.00	-	-	-	-	95,500.00	0.00
TOTAL Fund Transfers		95,500.00	-	-	-	-	95,500.00	0.00%
<u>Miscellaneous</u>								
TOTAL REVENUES		185,500.00	20,977.62	21,937.84	20,977.62	-	164,522.38	11.31%

PEG FUND
CASH IN BANK AND INVESTMENTS

AS OF: December 31, 2020

Cash in Bank

Cash Balance

\$ 888,685.65

Total Cash in Bank & Investments

\$ 888,685.65

CITY OF SCHERTZ
 REVENUE AND EXPENSE REPORT (UNAUDITED)
 AS OF: December 31, 2020

	CURRENT BUDGET	CURRENT QUARTER	PEIOR YEAR Y-T-D	Y-T-D ACTUAL	Y-T-D ENCUMBRANCE	BUDGET BALANCE	% OF BUDGET
202-WATER & SEWER							
FINANCIAL SUMMARY							
<u>REVENUE SUMMARY</u>							
Franchises	238,750.00	15,778.09	10,126.02	15,778.09	-	222,971.91	6.61
Fees	24,803,500.00	5,994,906.21	6,374,521.13	5,994,906.21	-	18,808,593.79	24.17
Fund Transfers	146,400.00	36,600.00	36,600.00	36,600.00	-	109,800.00	25.00
Miscellaneous	315,718.00	50,305.95	96,387.17	50,305.95	-	265,412.05	15.93
TOTAL REVENUES	25,504,368.00	6,097,590.25	6,520,634.32	6,097,590.25	-	19,406,777.75	23.91%
<u>EXPENDITURE SUMMARY</u>							
<u>NON DEPARTMENTAL</u>							
Fund Charges/Transfers	0.00	14,520.69	-	14,520.69	-	(14,520.69)	-
TOTAL NON DEPARTMENTAL	0.00	14,520.69	-	14,520.69	-	(14,520.69)	0.00%
<u>BUSINESS OFFICE</u>							
Personnel Services	500,021.00	134,141.75	119,908.23	134,141.75	-	365,879.25	26.83
Supplies	5,100.00	431.65	204.40	431.65	179.06	4,489.29	11.97
City Support Services	5,000.00	-	-	-	-	5,000.00	-
Utility Services	9,200.00	2,255.29	1,352.64	2,255.29	143.74	6,800.97	26.08
Operations Support	120,500.00	21,746.24	16,276.94	21,746.24	6,957.78	91,795.98	23.82
Staff Support	6,400.00	337.95	803.19	337.95	803.20	5,258.85	17.83
Professional Services	253,000.00	48,013.56	46,432.57	48,013.56	-	204,986.44	18.98
Maintenance Services	5,040.00	1,680.00	840.00	1,680.00	4,200.00	(840.00)	116.67
Operating Equipment	600.00	-	-	-	-	600.00	-
TOTAL BUSINESS OFFICE	904,861.00	208,606.44	185,817.97	208,606.44	12,283.78	683,970.78	24.41%
<u>W & S ADMINISTRATION</u>							
Personnel Services	1,553,559.00	497,538.47	409,589.36	497,538.47	-	1,056,020.53	32.03
Supplies	187,500.00	1,675.11	22,634.95	1,675.11	7,707.91	178,116.98	5.00
City Support Services	166,535.00	66,053.46	59,149.19	66,053.46	-	100,481.54	39.66
Utility Services	3,575,800.00	848,996.96	816,541.57	848,996.96	350.37	2,726,452.67	23.75
Operations Support	11,300.00	1,397.40	2,043.26	1,397.40	186.00	9,716.60	14.01
Staff Support	39,500.00	7,156.01	13,484.26	7,156.01	1,608.47	30,735.52	22.19
City Assistance	500.00	-	76.00	-	40.00	460.00	8.00
Professional Services	444,015.00	20,268.79	34,443.74	20,268.79	39,027.84	384,718.37	13.35
Fund Charges/Transfers	6,470,624.00	1,953,535.19	2,072,902.36	1,953,535.19	-	4,517,088.81	30.19
Maintenance Services	9,166,090.00	1,431,501.81	1,512,066.48	1,431,501.81	476,306.72	7,258,281.47	20.81
Other Costs	40,000.00	-	36,605.45	-	-	40,000.00	-
Debt Service	2,106,932.00	-	-	-	710,087.50	1,396,844.50	33.70
Rental/Leasing	4,500.00	26,060.14	31,743.83	26,060.14	8,500.00	(30,060.14)	768.00
Operating Equipment	8,000.00	-	923.94	-	849.54	7,150.46	10.62
Capital Outlay	146,887.00	-	10,998.00	-	48,887.00	98,000.00	33.28

CITY OF SCHERTZ
 REVENUE AND EXPENSE REPORT (UNAUDITED)
 AS OF: December 31, 2020

	CURRENT BUDGET	CURRENT QUARTER	PEIOR YEAR Y-T-D	Y-T-D ACTUAL	Y-T-D ENCUMBRANCE	BUDGET BALANCE	% OF BUDGET
202-WATER & SEWER							
FINANCIAL SUMMARY							
TOTAL PUBLIC WORKS	23,921,742.00	4,854,183.34	5,023,202.39	4,854,183.34	1,293,551.35	17,774,007.31	25.70%
MISC & PROJECTS							
PROJECTS							
SEWER PROJECT							
TOTAL EXPENDITURES	24,826,603.00	5,305,452.83	5,223,100.36	5,305,452.83	1,873,203.13	17,647,947.04	28.92%
** REVENUE OVER(UNDER)EXPENSES **	677,765.00	792,137.42	1,297,533.96	792,137.42	(1,873,203.13)	1,758,830.71	

CITY OF SCHERTZ
REVENUE REPORT (UNAUDITED)
AS OF: December 31, 2020

		CURRENT BUDGET	CURRENT QUARTER	PEIOR YEAR Y-T-D	Y-T-D ACTUAL	Y-T-D ENCUMBRANCE	BUDGET BALANCE	% OF BUDGET
202-WATER & SEWER								
REVENUES								
<u>Franchises</u>								
000-421490	Cell Tower Leasing	238,750.00	15,778.09	10,126.02	15,778.09	-	222,971.91	6.61
TOTAL Franchises		238,750.00	15,778.09	10,126.02	15,778.09	-	222,971.91	6.61%
<u>Permits</u>								
000-436010	Network Nodes	0.00		3,000.00	-	-	-	0.00%
TOTAL Permits		0.00	-	3,000.00	-	-	-	0.00%
<u>Fees</u>								
000-455200	Garbage Collection Fee	5,280,000.00	1,199,212.79	1,314,840.66	1,199,212.79	-	4,080,787.21	22.71
000-455600	Fire Line Fees	33,000.00	-	-	-	-	33,000.00	-
000-455700	Recycle Fee Revenue	336,000.00	72,123.22	81,958.35	72,123.22	-	263,876.78	21.47
000-455800	W&S Line Constructn Reimbur	20,000.00	6,658.00	5,799.02	6,658.00	-	13,342.00	33.29
000-457100	Sale of Water	11,100,000.00	2,777,159.58	2,899,393.48	2,777,159.58	-	8,322,840.42	25.02
000-457110	Edwards Water Lease	40,000.00	-	48,196.28	-	-	40,000.00	-
000-457120	Water Transfer Charge-Selma	30,000.00	13,881.72	4,645.63	13,881.72	-	16,118.28	46.27
000-457200	Sale of Meters	120,000.00	29,328.06	18,221.00	29,328.06	-	90,671.94	24.44
000-457400	Sewer Charges	7,592,000.00	1,896,117.84	1,935,500.12	1,896,117.84	-	5,695,882.16	24.98
000-457500	Water Penalties	250,000.00	100.00	64,866.59	100.00	-	249,900.00	0.04
000-459200	NSF Check Fee-Water&Sewer	2,500.00	325.00	1,100.00	325.00	-	2,175.00	13.00
TOTAL Fees		24,803,500.00	5,994,906.21	6,374,521.13	5,994,906.21	-	18,808,593.79	24.17%
<u>Fund Transfers</u>								
000-486204	Interfnd Chrg-Drainage Billing	146,400.00	36,600.00	36,600.00	36,600.00	-	109,800.00	25.00
TOTAL Fund Transfers		146,400.00	36,600.00	36,600.00	36,600.00	-	109,800.00	25.00%
<u>Miscellaneous</u>								
000-490000	Misc Charges	10,500.00	50.00	3,278.00	50.00	-	10,450.00	0.48
000-491000	Interest Earned	40,000.00	2,177.00	15,023.96	2,177.00	-	37,823.00	5.44
000-491200	Investment Income	120,000.00	3,143.63	46,221.60	3,143.63	-	116,856.37	2.62
000-497000	Misc Income-W&S	20,000.00	10,320.79	(531.26)	10,320.79	-	9,679.21	51.60
000-498110	Salary Reimb-SSLGC	125,218.00	34,614.53	32,393.87	34,614.53	-	90,603.47	27.64
TOTAL Miscellaneous		315,718.00	50,305.95	96,387.17	50,305.95	-	265,412.05	15.93%
TOTAL REVENUES		25,504,368.00	6,097,590.25	6,520,634.32	6,097,590.25	-	19,406,777.75	23.91%

**WATER & SEWER
CASH IN BANK AND INVESTMENTS**

AS OF: December 31, 2020

Cash in Bank

Claim on Operating Cash Pool-Checking	\$ 553,504.41
---------------------------------------	---------------

Cash in Investments

Lone Star Investment-Water&Sewer	6,730,117.31
Lone Star Investment-W&S Customer Deposits	317,268.88
Lone Star Investment-W&S Equip Replacement	190,756.98
Lone Star Investment-W&S Veh Replacement	275,565.77
Schertz Bank & Trust-Certificate of Deposit	<u>1,139,981.45</u>
	\$ 8,653,690.39

Total Cash in Bank & Investments	<u>\$ 9,207,194.80</u>
---	-------------------------------

CITY OF SCHERTZ
 REVENUE AND EXPENSE REPORT (UNAUDITED)
 AS OF: December 31, 2020

203-EMS	CURRENT BUDGET	CURRENT QUARTER	PEIOR YEAR	Y-T-D	Y-T-D ACTUAL	Y-T-D ENCUMBRANCE	BUDGET BALANCE	% OF BUDGET
FINANCIAL SUMMARY								
<u>REVENUE SUMMARY</u>								
Fees	6,621,567.20	1,586,686.67	1,589,765.52	1,586,686.67	-	5,034,880.53	23.96	
Inter-Jurisdictional	3,028,357.31	1,445,671.54	853,071.75	1,445,671.54	-	1,582,685.77	47.74	
Miscellaneous	135,500.00	27,276.30	43,196.33	27,276.30	-	108,223.70	20.13	
TOTAL REVENUES	9,785,424.51	3,059,634.51	2,486,033.60	3,059,634.51	-	6,725,790.00	31.27%	
<u>EXPENDITURE SUMMARY</u>								
<u>PUBLIC SAFETY</u>								
<u>SCHERTZ EMS</u>								
Personnel Services	4,628,222.00	1,314,098.70	1,191,406.14	1,314,098.70	-	3,314,123.30	28.39	
Supplies	359,500.00	55,841.99	84,902.18	55,841.99	19,869.05	283,788.96	21.06	
City Support Services	136,000.00	34,996.05	34,137.45	34,996.05	79.00	100,924.95	25.79	
Utility Services	137,000.00	20,980.97	18,287.78	20,980.97	1,172.23	114,846.80	16.17	
Operations Support	49,500.00	9,913.75	16,885.64	9,913.75	240.00	39,346.25	20.51	
Staff Support	69,500.00	5,920.06	22,746.51	5,920.06	5,754.16	57,825.78	16.80	
City Assistance	562,366.81	155,226.25	137,436.70	155,226.25	714.00	406,426.56	27.73	
Professional Services	118,500.00	40,305.54	34,263.82	40,305.54	34,666.68	43,527.78	63.27	
Fund Charges/Transfers	2,993,790.20	622,172.37	781,876.63	622,172.37	-	2,371,617.83	20.78	
Maintenance Services	30,000.00	960.00	-	960.00	-	29,040.00	3.20	
Rental/Leasing	67,000.00	-	-	-	-	67,000.00	-	
Operating Equipment	72,000.00	2,223.87	2,185.86	2,223.87	10,397.91	59,378.22	17.53	
Capital Outlay	778,612.00	261,612.00	-	261,612.00	418,770.91	98,229.09	87.38	
TOTAL PUBLIC SAFETY	10,001,991.01	2,524,251.55	2,324,128.71	2,524,251.55	491,663.94	6,986,075.52	30.15%	
TOTAL EXPENDITURES	10,001,991.01	2,524,251.55	2,324,128.71	2,524,251.55	491,663.94	6,986,075.52	30.15%	
** REVENUE OVER(UNDER) EXPENSES **	(216,566.50)	535,382.96	161,904.89	535,382.96	(491,663.94)	(260,285.52)		

CITY OF SCHERTZ
REVENUE REPORT (UNAUDITED)
AS OF: December 31, 2020

		CURRENT BUDGET	CURRENT QUARTER	PEIOR YEAR Y-T-D	Y-T-D ACTUAL	Y-T-D ENCUMBRANCE	BUDGET BALANCE	% OF BUDGET
203-EMS REVENUES								
<u>Fees</u>								
000-456100	Ambulance/Mileage Transprt Fee	6,340,467.20	1,478,585.98	1,509,083.83	1,478,585.98	-	4,861,881.22	23.32
000-456110	Passport Membership Fees	28,000.00	19,640.00	17,775.00	19,640.00	-	8,360.00	70.14
000-456120	EMT Class - Fees	99,000.00	30,250.00	26,675.00	30,250.00	-	68,750.00	30.56
000-456122	CE Class - Fees	15,000.00	2,318.77	-	2,318.77	-	12,681.23	15.46
000-456130	Immunization Fees	3,000.00	1,336.40	1,820.00	1,336.40	-	1,663.60	44.55
000-456140	Billing Fees-External	26,000.00	5,551.22	5,590.79	5,551.22	-	20,448.78	21.35
000-456150	Standby Fees	25,000.00	29,320.20	14,870.00	29,320.20	-	(4,320.20)	117.28
000-456155	Community Services Support	50,000.00	10,344.10	4,338.00	10,344.10	-	39,655.90	20.69
000-456160	MIH Services	35,000.00	9,315.00	9,562.90	9,315.00	-	25,685.00	26.61
000-459200	NSF Check Fee	100.00	25.00	50.00	25.00	-	75.00	25.00
TOTAL Fees		6,621,567.20	1,586,686.67	1,589,765.52	1,586,686.67	-	5,034,880.53	23.96%
<u>Inter-Jurisdictional</u>								
000-473500	Seguin/Guadalupe Co Support	843,577.17	309,311.64	281,192.68	309,311.64	-	534,265.53	36.67
000-474300	Cibolo Support	473,115.24	236,557.62	109,903.12	236,557.62	-	236,557.62	50.00
000-475100	Comal Co ESD #6	141,411.38	33,554.48	31,775.76	33,554.48	-	107,856.90	23.73
000-475200	Live Oak Support	246,255.84	123,127.92	59,443.65	123,127.92	-	123,127.92	50.00
000-475300	Universal City Support	321,566.04	160,783.02	76,498.94	160,783.02	-	160,783.02	50.00
000-475400	Selma Support	171,441.00	85,720.50	40,250.34	85,720.50	-	85,720.50	50.00
000-475500	Schertz Support	667,048.68	333,524.34	150,645.69	333,524.34	-	333,524.34	50.00
000-475600	Santa Clara Support	11,455.20	5,727.60	2,784.31	5,727.60	-	5,727.60	50.00
000-475800	Marion Support	18,374.76	9,187.38	4,212.16	9,187.38	-	9,187.38	50.00
000-475910	TASPP Program	134,112.00	148,177.04	96,365.10	148,177.04	-	(14,065.04)	110.49
TOTAL Inter-Jurisdictional		3,028,357.31	1,445,671.54	853,071.75	1,445,671.54	-	1,582,685.77	47.74%
<u>Fund Transfers</u>								
<u>Miscellaneous</u>								
000-491000	Interest Earned	2,500.00	157.00	504.39	157.00	-	2,343.00	6.28
000-491200	Investment Income	5,000.00	389.20	3,455.47	389.20	-	4,610.80	7.78
000-493203	Donations-EMS	2,000.00	865.00	5,695.53	865.00	-	1,135.00	43.25
000-497000	Misc Income	60,000.00	2,248.00	14,390.74	2,248.00	-	57,752.00	3.75
000-497100	Recovery of Bad Debt	6,000.00	6,210.17	1,575.14	6,210.17	-	(210.17)	103.50
000-497110	Collection Agency-Bad Debt	60,000.00	17,406.93	17,575.06	17,406.93	-	42,593.07	29.01
TOTAL Miscellaneous		135,500.00	27,276.30	43,196.33	27,276.30	-	108,223.70	20.13%
TOTAL REVENUES		9,785,424.51	3,059,634.51	2,486,033.60	3,059,634.51	-	6,725,790.00	31.27%

CITY OF SCHERTZ
CASH IN BANK AND INVESTMENTS

AS OF: December 31, 2020

Cash in Bank		
Claim on Operating Cash Pool-Checking	\$	246,226.03
Cash in Investments		
EMS-Logic		1,096,858.08
SR 2017 Ambulance-Logic		<u>12.11</u>
Total Cash in Bank & Investments	\$	<u>1,343,096.22</u>

CITY OF SCHERTZ
REVENUE AND EXPENSE REPORT (UNAUDITED)
AS OF: December 31, 2020

204-DRAINAGE	CURRENT	CURRENT	PEIOR YEAR	Y-T-D	Y-T-D ACTUAL	Y-T-D	BUDGET	% OF
FINANCIAL SUMMARY	BUDGET	QUARTER	Y-T-D	Y-T-D	ACTUAL	ENCUMBRANCE	BALANCE	BUDGET
REVENUE SUMMARY								
Permits	4,000.00	800.00	780.00	800.00	800.00	-	3,200.00	20.00
Fees	1,230,000.00	269,888.10	303,172.74	269,888.10	269,888.10	-	960,111.90	21.94
Fund Transfers	195,793.00	-	-	-	-	-	195,793.00	-
Miscellaneous	33,000.00	361.11	3,595.31	361.11	361.11	-	32,638.89	1.09
TOTAL REVENUES	1,462,793.00	271,049.21	307,548.05	271,049.21	271,049.21	-	1,191,743.79	18.53%
EXPENDITURE SUMMARY								
PUBLIC WORKS								
DRAINAGE								
Personnel Services	403,147.00	116,190.36	79,028.06	116,190.36	116,190.36	-	286,956.64	28.82
Supplies	6,000.00	1,099.61	920.23	1,099.61	1,099.61	67.24	4,833.15	19.45
City Support Services	35,500.00	3,117.27	3,042.42	3,117.27	3,117.27	(752.82)	33,135.55	6.66
Utility Services	14,700.00	4,078.42	2,213.77	4,078.42	4,078.42	374.00	10,247.58	30.29
Operations Support	1,050.00	-	-	-	-	-	1,050.00	-
Staff Support	13,700.00	922.48	1,590.41	922.48	922.48	630.53	12,146.99	11.34
City Assistance	500.00	-	-	-	-	10.00	490.00	2.00
Professional Services	58,729.00	58.50	-	58.50	58.50	250.00	58,420.50	0.53
Fund Charges/Transfers	532,167.00	119,664.75	121,183.83	119,664.75	119,664.75	-	412,502.25	22.49
Maintenance Services	83,000.00	1,836.51	13,250.00	1,836.51	1,836.51	-	81,163.49	2.21
Other Costs	200.00	-	-	-	-	-	200.00	-
Debt Service	122,100.00	-	-	-	-	-	122,100.00	-
Rental/Leasing	500.00	-	-	-	-	-	500.00	-
Operating Equipment	2,500.00	-	-	-	-	-	2,500.00	-
Capital Outlay	224,120.00	-	-	-	-	214,002.58	10,117.42	95.49
TOTAL DRAINAGE	1,497,913.00	246,967.90	221,228.72	246,967.90	246,967.90	214,581.53	1,036,363.57	30.81%

CITY OF SCHERTZ
 REVENUE AND EXPENSE REPORT (UNAUDITED)
 AS OF: December 31, 2020

204-DRAINAGE	CURRENT	CURRENT	PEIOR YEAR	Y-T-D	Y-T-D ACTUAL	Y-T-D	BUDGET	% OF
FINANCIAL SUMMARY	BUDGET	QUARTER	Y-T-D	Y-T-D	ACTUAL	ENCUMBRANCE	BALANCE	BUDGET
PROJECTS								
Professional Services	0.00	-	-	-	-	9,397.30	(9,397.30)	-
Maintenance Services	0.00	71,596.75	-	-	71,596.75	314,796.73	(386,393.48)	-
TOTAL PROJECTS	0.00	71,596.75	-	-	71,596.75	324,194.03	(395,790.78)	0.00%
TOTAL EXPENDITURES	1,497,913.00	318,564.65	221,228.72	318,564.65	538,775.56	640,572.79	57.24%	
** REVENUE OVER(UNDER) EXPEND	(35,120.00)	(47,515.44)	86,319.33	(47,515.44)	(538,775.56)	551,171.00		

CITY OF SCHERTZ

REVENUE REPORT (UNAUDITED)

AS OF: December 31, 2020

204-DRAINAGE	CURRENT BUDGET	CURRENT QUARTER	PEIOR YEAR Y-T-D	Y-T-D ACTUAL	Y-T-D ENCUMBRANCE	BUDGET BALANCE	% OF BUDGET
REVENUES							
<u>Permits</u>							
000-432400 Floodplain Permit	4,000.00	800.00	780.00	800.00	-	3,200.00	20.00
TOTAL Permits	4,000.00	800.00	780.00	800.00	-	3,200.00	20.00%
<u>Fees</u>							
000-457500 Drainage Penalties	10,000.00	-	2,291.83	-	-	10,000.00	0.00
000-457600 Drainage Fee	1,220,000.00	269,888.10	300,880.91	269,888.10	-	950,111.90	22.12
TOTAL Fees	1,230,000.00	269,888.10	303,172.74	269,888.10	-	960,111.90	21.94%
<u>Fund Transfers</u>							
000-481000 Transfer In - Reserves	178,564.00	-	-	-	-	178,564.00	0.00
000-486100 Transfer In	17,229.00	-	-	-	-	17,229.00	0.00
TOTAL Funds Transfers	195,793.00	-	-	-	-	195,793.00	0.00%
<u>Miscellaneous</u>							
000-491000 Interest Earned	3,000.00	19.77	104.58	19.77	-	2,980.23	0.66
000-491200 Investment Income	30,000.00	341.34	3,719.31	341.34	-	29,658.66	1.14
TOTAL Miscellaneous	33,000.00	361.11	3,595.31	361.11	-	32,638.89	1.09%
TOTAL REVENUES	1,462,793.00	271,049.21	307,548.05	271,049.21	-	1,191,743.79	18.53%

DRAINAGE
CASH IN BANK AND INVESTMENTS

AS OF: December 31, 2020

Cash in Bank

Claim on Operating Cash Pool-Checking	\$ 114,106.90
---------------------------------------	---------------

Cash in Investments

Lone Star Investment-Drainage Maint Fund	<u>685,825.80</u>
--	-------------------

Total Cash in Bank & Investments	<u>\$ 799,932.70</u>
---	-----------------------------

CITY OF SCHERTZ
 REVENUE AND EXPENSE REPORT (UNAUDITED)
 AS OF: December 31, 2020

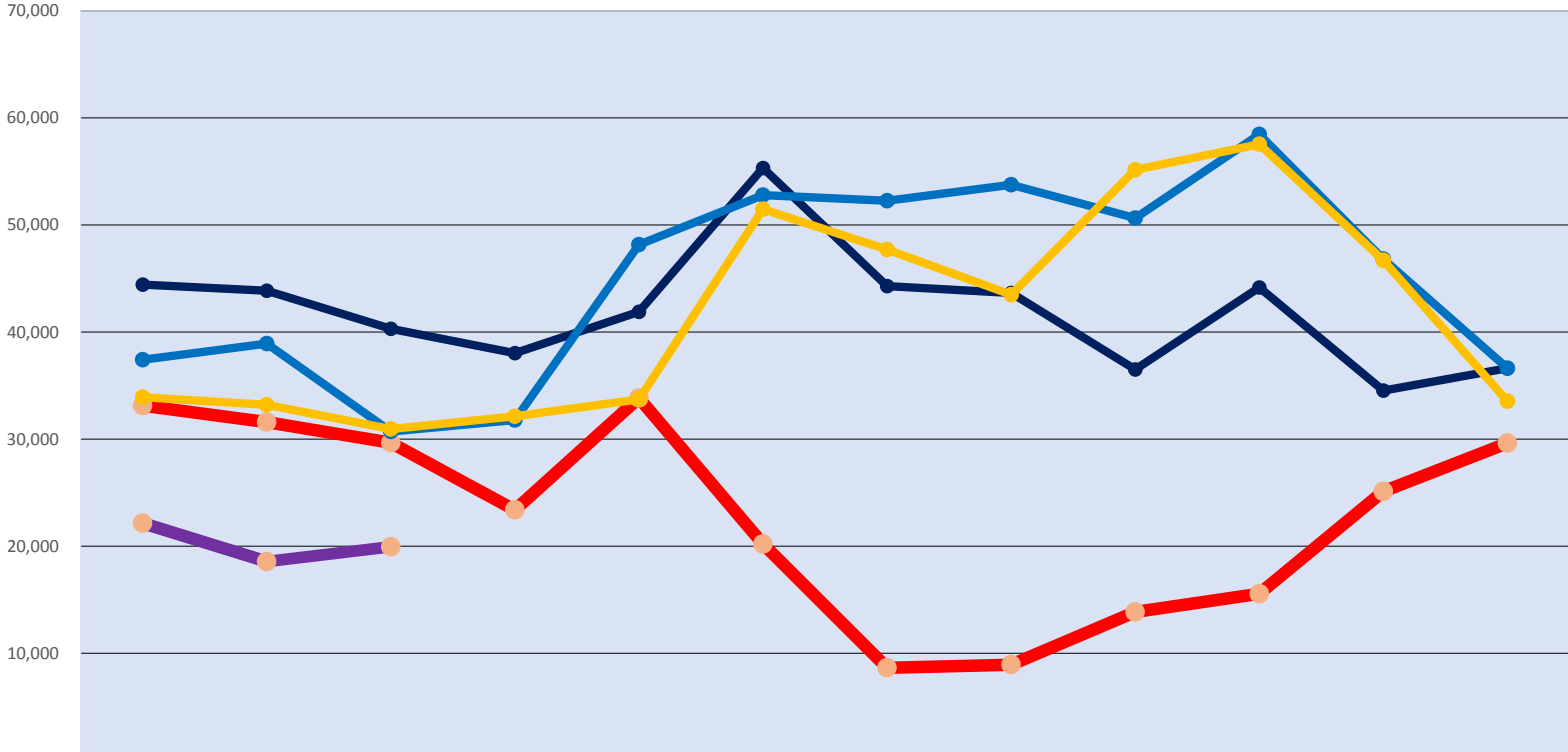
314-HOTEL TAX	CURRENT BUDGET	CURRENT QUARTER	PEIOR YEAR Y-T-D	Y-T-D ACTUAL	Y-T-D ENCUMBRANCE	BUDGET BALANCE	% OF BUDGET
FINANCIAL SUMMARY							
REVENUE SUMMARY							
Taxes	520,000.00	65,244.04	121,507.74	65,244.04	-	454,755.96	12.55
Miscellaneous	20,750.00	820.37	10,886.67	820.37	-	19,929.63	3.95
TOTAL REVENUES	540,750.00	66,064.41	132,394.41	66,064.41	-	474,685.59	12.22%
EXPENDITURE SUMMARY							
NONDEPARTMENTAL							
City Support Services	112,466.00	24,583.02	26,146.52	24,583.02	-	87,882.98	21.86
Operations Support	46,000.00	4,186.00	3,681.00	4,186.00	-	41,814.00	9.10
Professional Services	3,000.00	-	499.50	-	-	3,000.00	-
Fund Charges/Transfers	72,464.00	18,607.03	18,607.03	18,607.03	-	53,856.97	25.68
Maintenance Services	20,000.00	55,623.60	-	55,623.60	86,256.40	(121,880.00)	709.40
TOTAL NONDEPARTMENTAL	253,930.00	102,999.65	48,934.05	102,999.65	86,256.40	64,673.95	74.53%
TOTAL EXPENDITURES	253,930.00	102,999.65	48,934.05	102,999.65	86,256.40	64,673.95	74.53%
REVENUE OVER(UNDER) EXPENDITURE	286,820.00	(36,935.24)	83,460.36	(36,935.24)	(86,256.40)	410,011.64	

**HOTEL OCCUPANCY TAX FUND
CASH IN BANK AND INVESTMENTS**

AS OF: December 31, 2020

Cash in Bank		
Claim on Operating Cash Pool-Checking	\$	44,240.04
Cash in Investments		
Texas Class - Hotel Tax		<u>2,003,763.21</u>
Total Cash in Bank & Investments	\$	<u>2,048,003.25</u>

HOTEL OCCUPANCY TAX



	OCT	NOV	DEC	JAN	FEB	MAR	APR	MAY	JUN	JUL	AUG	SEP
2020-21	22,147	18,567	19,948									
2019-20	33,124	31,590	29,661	23,382	33,841	20,209	8,643	8,934	13,859	15,559	25,115	29,624
2018-19	44,431	43,858	40,307	38,034	41,886	55,316	44,285	43,642	36,501	44,160	34,532	36,619
2017-18	37,415	38,911	30,706	31,786	48,161	52,784	52,258	53,747	50,639	58,448	46,800	36,619
2016-17	33,917	33,203	30,940	32,131	33,710	51,467	47,698	43,479	55,151	57,536	46,685	33,548

CITY OF SCHERTZ
 REVENUE AND EXPENSE REPORT (UNAUDITED)
 AS OF: December 31, 2020

317-PARK	CURRENT	CURRENT	PEIOR YEAR	Y-T-D	Y-T-D ACTUAL	Y-T-D	BUDGET	% OF
	BUDGET	QUARTER				ENCUMBRANCE	BALANCE	BUDGET
FINANCIAL SUMMARY								
<u>REVENUE SUMMARY</u>								
Fees	70,000.00	-	-	-	-	-	70,000.00	-
Fund Transfers	51,500.00	-	-	-	-	-	51,500.00	-
Miscellaneous	3,500.00	114.67	1,415.45	114.67	-	-	3,385.33	3.28
TOTAL REVENUES	125,000.00	114.67	1,415.45	114.67	-	-	124,885.33	0.09%
<u>EXPENDITURE SUMMARY</u>								
<u>NON DEPARTMENTAL</u>								
<u>PARKLAND DEDICATION</u>								
Professional Services	25,000.00	-	-	-	-	3,481.49	21,518.51	13.93
Capital Outlay	100,000.00	-	-	-	-	-	100,000.00	-
TOTAL PARKLAND DEDICATION	125,000.00	-	-	-	-	3,481.49	121,518.51	2.79%
TOTAL EXPENDITURES	125,000.00	-	-	-	-	3,481.49	121,518.51	2.79%
REVENUE OVER(UNDER) EXPEND	0.00	114.67	1,415.45	114.67	(3,481.49)	-	3,366.82	-

CITY OF SCHERTZ

REVENUE REPORT (UNAUDITED)

AS OF: December 31, 2020

317-PARK REVENUES	CURRENT BUDGET	CURRENT QUARTER	PEIOR YEAR Y-T-D	Y-T-D ACTUAL	Y-T-D ENCUMBRANCE	BUDGET BALANCE	% OF BUDGET
<u>Fees</u>							
000-458800 Parkland Dedication	70,000.00	-	-	-	-	70,000.00	-
TOTAL Fees	70,000.00	-	-	-	-	70,000.00	0.00%
<u>Fund Transfers</u>							
000-48100 Transfer In- Reserves	51,500.00	-	-	-	-	51,500.00	0.00
TOTAL Fund Transfers	51,500.00	-	-	-	-	51,500.00	0.00%
<u>Miscellaneous</u>							
000-491000 Interest Earned	500.00	3.16	205.74	3.16	-	496.84	0.63
000-491200 Investment Income	3,000.00	111.51	1,208.71	111.51	-	2,888.49	3.72
TOTAL Miscellaneous	3,500.00	114.67	1,414.45	114.67	-	3,385.33	3.28%
TOTAL REVENUES	125,000.00	114.67	1,414.45	114.67	-	124,885.33	0.09%

PARK FUND
CASH IN BANK AND INVESTMENTS

AS OF: December 31, 2020

Cash in Bank	Current
Claim on Operating Cash Pool-Checking	6,363.80
Cash in Investments	
Texas Class- Park Fund	<u>285,986.32</u>
Total in Investment Pool	<u>285,986.32</u>
Total Cash in Bank & Investments	<u>292,350.12</u>

CITY OF SCHERTZ
 REVENUE AND EXPENSE REPORT (UNAUDITED)
 AS OF: December 31, 2020

319-TREE MITIGATION	CURRENT BUDGET	CURRENT QUARTER	PEIOR YEAR	Y-T-D	Y-T-D ACTUAL	Y-T-D ENCUMBRANCE	BUDGET BALANCE	% OF BUDGET
<u>FINANCIAL SUMMARY</u>								
<u>REVENUE SUMMARY</u>								
Fees	70,000.00	218,960.00	53,884.70	218,960.00	-	(148,960.00)	312.80	
Miscellaneous	4,500.00	237.54	2,819.07	237.54	-	4,262.46	5.28	
TOTAL REVENUES	74,500.00	219,197.54	56,703.77	219,197.54	-	(144,697.54)	294.22%	
<u>EXPENDITURE SUMMARY</u>								
<u>TREE MITIGATION</u>								
Maintenance Services	70,000.00	2,925.00	7,900.00	2,925.00	2,700.00	64,375.00	8.04	
TOTAL TREE MITIGATION	70,000.00	2,925.00	7,900.00	2,925.00	2,700.00	64,375.00	8.04%	
TOTAL EXPENDITURES	70,000.00	2,925.00	7,900.00	2,925.00	2,700.00	64,375.00	8.04%	
REVENUE OVER(UNDER) EXPEND	4,500.00	216,272.54	48,803.77	216,272.54	(2,700.00)	(209,072.54)		

CITY OF SCHERTZ
 REVENUE REPORT (UNAUDITED)
 AS OF: December 31, 2020

319-TREE MITIGATION REVENUES		CURRENT BUDGET	CURRENT QUARTER	PEIOR YEAR Y-T-D	Y-T-D ACTUAL	Y-T-D ENCUMBRANCE	BUDGET BALANCE	% OF BUDGET
<u>Fees</u>								
000-458900	Tree Mitigation	70,000.00	218,960.00	53,884.70	218,960.00	-	(148,960.00)	312.80
TOTAL Fees		70,000.00	218,960.00	53,884.70	218,960.00	-	(148,960.00)	312.80%
<u>Fund Transfers</u>								
<u>Miscellaneous</u>								
000-491000	Interest Earned	500.00	7.19	260.51	7.19	-	492.81	1.44
000-491200	Investment Income	4,000.00	230.35	2,058.56	230.35	-	3,769.65	5.76
TOTAL Miscellaneous		4,500.00	237.54	2,819.07	237.54	-	4,262.46	5.28%
TOTAL REVENUES		74,500.00	219,197.54	56,703.77	219,197.54	-	(144,697.54)	294.22%

TREE MITIGATION FUND
CASH IN BANK AND INVESTMENTS

AS OF: December 31, 2020

Cash in Bank	
Claim on Operating Cash Pool-Checking	\$16,546.76
Cash in Investments	
MBIA Investment-Tree Mitigation	<u>662,953.40</u>
Total Cash in Bank & Investments	<u>\$679,500.16</u>

CITY OF SCHERTZ
 REVENUE AND EXPENSE REPORT (UNAUDITED)
 AS OF: December 31, 2020

411-CAPITAL RECOVERY WATER	CURRENT BUDGET	CURRENT QUARTER	PEIOR YEAR Y-T-D	Y-T-D ACTUAL	Y-T-D ENCUMBRANCE	BUDGET BALANCE	% OF BUDGET
FINANCIAL SUMMARY							
<u>REVENUE SUMMARY</u>							
Fees	1,100,000.00	324,207.00	176,889.00	324,207.00	-	775,793.00	29.47
Miscellaneous	72,000.00	3,504.90	31,940.13	3,504.90	-	68,495.10	4.87
TOTAL REVENUES	1,172,000.00	327,711.90	208,829.13	327,711.90	-	844,288.10	27.96%
<u>EXPENDITURE SUMMARY</u>							
<u>GENERAL GOVERNMENT</u>							
<u>NONDEPARTMENTAL</u>							
Professional Services	206,000.00	-	-	-	127,216.28	78,783.72	61.76
TOTAL NON DEPARTMENTAL	206,000.00	-	-	-	127,216.28	78,783.72	61.76%
<u>MISC & PROJECTS</u>							
<u>PROJECTS</u>							
TOTAL EXPENDITURES	206,000.00	-	-	-	127,216.28	78,783.72	61.76%
REVENUE OVER(UNDER) EXPENDITURES	966,000.00	327,711.90	208,829.13	327,711.90	(127,216.28)	765,504.38	

CITY OF SCHERTZ

REVENUE REPORT (UNAUDITED)

AS OF: December 31, 2020

411-CAPITAL RECOVERY WATER REVENUES	CURRENT BUDGET	CURRENT QUARTER	PEIOR YEAR Y-T-D	Y-T-D ACTUAL	Y-T-D ENCUMBRANCE	BUDGET BALANCE	% OF BUDGET
<u>Fees</u>							
000-455900 Cap Rcvry-Water	1,100,000.00	324,207.00	176,889.00	324,207.00	-	775,793.00	29.47
TOTAL Fees	1,100,000.00	324,207.00	176,889.00	324,207.00	-	775,793.00	29.47%
<u>Fund Transfers</u>							
<u>Miscellaneous</u>							
		-					
000-491000 Interest Earned	2,000.00	64.50	1,257.26	64.50	-	1,935.50	3.23
000-491200 Investment Income	70,000.00	3,440.40	30,682.87	3,440.40	-	66,559.60	4.91
TOTAL Miscellaneous	72,000.00	3,504.90	31,940.13	3,504.90	-	68,495.10	4.87%
TOTAL REVENUES	1,172,000.00	327,711.90	208,829.13	327,711.90	-	844,288.10	27.96%

**CAPITAL RECOVERY WATER
CASH IN BANK AND INVESTMENTS**

AS OF: December 31, 2020

Cash in Bank	
Claim on Operating Cash Pool-Checking	\$ 215,979.62
Cash in Investments	
Lone Star Investment-Capital Recovery Water	<u>7,837,497.14</u>
Total Cash in Bank & Investments	<u>\$ 8,053,476.76</u>

CITY OF SCHERTZ
 REVENUE AND EXPENSE REPORT (UNAUDITED)
 AS OF: December 31, 2020

421-CAPITAL RECOVERY SEWER	CURRENT BUDGET	CURRENT QUARTER	PEIOR YEAR Y-T-D	Y-T-D ACTUAL	Y-T-D ENCUMBRANCE	BUDGET BALANCE	% OF BUDGET
FINANCIAL SUMMARY							
REVENUE SUMMARY							
Fees	600,000.00	174,222.60	118,731.48	174,222.60	-	425,777.40	29.04
Miscellaneous	72,000.00	3,110.78	34,301.79	3,110.78	-	68,889.22	4.32
TOTAL REVENUES	672,000.00	177,333.38	153,033.27	177,333.38	-	494,666.62	26.39%
EXPENDITURE SUMMARY							
GENERAL GOVERNMENT							
NONDEPARTMENTAL							
Professional Services	208,000.00	1,138.38	1,126.66	1,138.38	156,477.85	50,383.77	75.78
TOTAL NON DEPARTMENTAL	208,000.00	1,138.38	1,126.66	1,138.38	156,477.85	50,383.77	75.78%
MISC & PROJECTS							
TOTAL EXPENDITURES	208,000.00	1,138.38	1,126.66	1,138.38	156,477.85	50,383.77	75.78%
REVENUE OVER(UNDER) EXPENDITURES	464,000.00	176,195.00	151,906.61	176,195.00	(156,477.85)	444,282.85	

CITY OF SCHERTZ

REVENUE REPORT (UNAUDITED)

AS OF: December 31, 2020

421-CAPITAL RECOVERY SEWER REVENUES	CURRENT BUDGET	CURRENT QUARTER	PEIOR YEAR Y-T-D	Y-T-D ACTUAL	Y-T-D ENCUMBRANCE	BUDGET BALANCE	% OF BUDGET
<u>Fees</u>							
000-455910 Cap Rcvry-Waste Water	600,000	174,222.60	118,731.48	174,222.60	-	425,777.40	29.04
TOTAL Fees	600,000.00	174,222.60	118,731.48	174,222.60	-	425,777.40	29.04%
<u>Fund Transfers</u>							
<u>Miscellaneous</u>							
000-491000 Interest Earned	2,000.00	50.08	695.34	50.08	-	1,949.92	2.50
000-491200 Investment Income	70,000.00	9,429.91	33,202.63	9,429.91	-	60,570.09	13.47
000-491900 Unrealize Gain/Loss-Caplt One	0.00	(6,369.21)	403.82	(6,369.21)	-	6,369.21	-
TOTAL Miscellaneous	72,000.00	3,110.78	34,301.79	3,110.78	-	68,889.22	4.32%
TOTAL REVENUES	672,000.00	177,333.38	153,033.27	177,333.38	-	494,666.62	26.39%

**CAPITAL RECOVERY SEWER
CASH IN BANK AND INVESTMENTS**

AS OF: December 31, 2020

Cash in Bank

Claim on Operating Cash Pool-Checking \$ 158,704.17

Cash in Investments

Lone Star Investment-Capital Recovery Sewer 5,532,263.84

Capital One-Investment 1,831,061.05

Total Cash in Bank & Investments \$ 7,522,029.06

CITY OF SCHERTZ
 REVENUE AND EXPENSE REPORT (UNAUDITED)
 AS OF: December 31, 2020

	CURRENT BUDGET	CURRENT QUARTER	PEIOR YEAR Y-T-D	Y-T-D ACTUAL	Y-T-D ENCUMBRANCE	BUDGET BALANCE	% OF BUDGET
505-TAX I&S							
FINANCIAL SUMMARY							
REVENUE SUMMARY							
Taxes	6,980,821.00	3,783,422.72	3,660,187.95	3,783,422.72	-	3,197,398.28	54.20
Miscellaneous	115,000.00	25,393.68	5,838.25	25,393.68	-	89,606.32	22.08
TOTAL REVENUES	7,095,821.00	3,808,816.40	3,666,026.20	3,808,816.40	-	3,287,004.60	53.68%
EXPENDITURE SUMMARY							
GENERAL GOVERNMENT							
NONDEPARTMENTAL							
Professional Services	50,000.00	174,999.52	200.00	174,999.52	-	(124,999.52)	350.00
Debt Service	7,044,861.00	-	-	-	962,353.13	6,082,507.87	13.66
TOTAL GENERAL GOVERNMENT	7,094,861.00	174,999.52	200.00	174,999.52	962,353.13	5,957,508.35	16.03%
TOTAL EXPENDITURES	7,094,861.00	174,999.52	200.00	174,999.52	962,353.13	5,957,508.35	16.03%
** REVENUE OVER(UNDER) EXPEND	960.00	3,633,816.88	3,665,826.20	3,633,816.88	(962,353.13)	(2,670,503.75)	

CITY OF SCHERTZ
 REVENUE REPORT (UNAUDITED)
 AS OF: December 31, 2020

		CURRENT BUDGET	CURRENT QUARTER	PEIOR YEAR Y-T-D	Y-T-D ACTUAL	Y-T-D ENCUMBRANCE	BUDGET BALANCE	% OF BUDGET
505-TAX I & S								
REVENUES								
<u>Taxes</u>								
000-411900	Property Tax Revenue	6,980,821.00	3,783,422.72	3,660,187.95	3,783,422.72	-	3,197,398.28	54.20
TOTAL Taxes		6,980,821.00	3,783,422.72	3,660,187.95	3,783,422.72	-	3,197,398.28	54.20%
<u>Fund Transfers</u>								
<u>Miscellaneous</u>								
000-491000	Interest Earned	0.00	50.97	425.29	50.97	-	(50.97)	-
000-491200	Investment Income	15,000.00	342.71	5,412.96	342.71	-	14,657.29	2.28
000-495020	Contribution From YMCA	100,000.00	25,000.00	-	25,000.00	-	75,000.00	25.00
TOTAL Miscellaneous		115,000.00	25,393.68	5,838.25	25,393.68	-	89,606.32	22.08%
TOTAL REVENUES		7,095,821.00	3,808,816.40	3,666,026.20	3,808,816.40	-	3,287,004.60	53.68%

CITY OF SCHERTZ
REVENUE AND EXPENSE REPORT (UNAUDITED)
AS OF: December 31, 2020

505-TAX I & S

		CURRENT	CURRENT	PEIOR YEAR Y-T-D	Y-T-D ACTUAL	Y-T-D	BUDGET	% OF BUDGET
		BUDGET	QUARTER			ENCUMBRANCE	BALANCE	
GENERAL GOVERNMENT								
NON DEPARTMENTAL								
<u>Professional Services</u>								
101-541500	Paying Agent	5,000.00	200.00	200.00	200.00	-	4,800.00	4.00
101-541502	Cost of Bond Issuance	45,000.00	174,799.52	-	174,799.52	-	(129,799.52)	388.44
TOTAL Professional Services		50,000.00	174,999.52	200.00	174,999.52	-	(124,999.52)	350.00%
<u>Debt Service</u>								
101-555628	Bond-CO 2007-Principal	325,000.00	-	-	-	-	325,000.00	0
101-555628.1	Bond-CO 2007-Interest	98,800.00	-	-	-	-	98,800.00	0
101-555633	Bond-GO SR2011 Principal	270,000.00	-	-	-	-	270,000.00	0
101-555633.1	Bond-GO SR2011 Interest	296,938.00	-	-	-	-	296,938.00	0
101-555634	Bond-GO 2011A Refund-Principal	485,000.00	-	-	-	-	485,000.00	0
101-555634.1	Bond-GO 2011A Refund-Interest	52,367.00	-	-	-	-	52,367.00	0
101-555635	Bond-GO 2012 - Principal	365,000.00	-	-	-	-	365,000.00	0
101-555635.1	Bond-GO 2012 - Interest	138,370.00	-	-	-	-	138,370.00	0
101-555638	Bond-GO 2014 Refund-Principal	100,000.00	-	-	-	-	100,000.00	0
101-555638.1	Bond-GO 2014 Refund-Interest	280,775.00	-	-	-	-	280,775.00	0
101-555639	Tax Note - SR2015 - Principal	40,000.00	-	-	-	-	40,000.00	0
101-555639.1	Tax Note - SR2015 - Interest	700.00	-	-	-	-	700.00	0
101-555640	Bond-Ref 2015 Bond-Principal	690,000.00	-	-	-	-	690,000.00	0
101-555640.1	Bond-GO Ref 2015-Interest	47,400.00	-	-	-	-	47,400.00	0
101-555641	Tax Note - SR2015A-Principal	150,000.00	-	-	-	-	150,000.00	0
101-555641.1	Tax Note - SR2015A - Interest	4,697.00	-	-	-	-	4,697.00	0
101-555642	Bond-GO SR2016-Principal	235,000.00	-	-	-	-	235,000.00	0
101-555642.1	Bond-GO SR2016-Interest	141,207.00	-	-	-	-	141,207.00	0
101-555643	Bond-TaxableB CO SR2016-Princi	60,000.00	-	-	-	-	60,000.00	0
101-555643.1	Bond-Taxable CO SR2016-Interes	42,063.00	-	-	-	-	42,063.00	0
101-555644	Bond-NonTaxA CO SR2016-Princip	190,000.00	-	-	-	-	190,000.00	0
101-555644.1	Bond-NonTax CO SR2016-Interest	48,169.00	-	-	-	-	48,169.00	0
101-555645	Bond-CO SR2017-Principal	405,000.00	-	-	-	-	405,000.00	0
101-555645.1	Bond-CO SR2017 - Interest	126,800.00	-	-	-	-	126,800.00	0
101-555646	Bond-GO SR2017 - Principal	160,000.00	-	-	-	-	160,000.00	0
101-555646.1	Bond-GO SR2017 - Interest	104,925.00	-	-	-	-	104,925.00	0
101-555647	Bond-GO 2018 Refund- Principal	570,000.00	-	-	-	-	570,000.00	0
101-555647.1	Bond-GO 2018 Refund - Interest	98,368.00	-	-	-	-	98,368.00	0
101-555648	Bond-CO SR2018 - Principal	235,000.00	-	-	-	235,000.00	-	100
101-555648.1	Bond-CO 2018 - Interest	175,888.00	-	-	-	90,881.25	85,006.75	51.67
101-555649	Bond-GO 2018 Ref - Principal	530,000.00	-	-	-	530,000.00	-	100
101-555649.1	Bond-GO 2018 Ref - Interest	199,694.00	-	-	-	106,471.88	93,222.12	53.32
101-555650	Bond-CO 2019-Principal	255,000.00	-	-	-	-	255,000.00	0
101-555650.1	Bond-CO 2019-Interest	122,700.00	-	-	-	-	122,700.00	0
TOTAL Debt Service		7,044,861.00	-	-	-	962,353.13	6,082,507.87	13.66%

CITY OF SCHERTZ
 REVENUE AND EXPENSE REPORT (UNAUDITED)
 AS OF: December 31, 2020

505-TAX I & S

GENERAL GOVERNMENT NON DEPARTMENTAL	CURRENT BUDGET	CURRENT QUARTER	PEIOR YEAR Y-T-D	Y-T-D ACTUAL	Y-T-D ENCUMBRANCE	BUDGET BALANCE	% OF BUDGET
<u>Other Financing Sources</u>							
TOTAL EXPENDITURES	7,094,861.00	174,999.52	200.00	174,999.52	962,353.13	5,957,508.35	16.03%

TAX I&S
CASH IN BANK AND INVESTMENTS

AS OF: December 31, 2020

Cash in Bank	
Claim on Operating Cash Pool-Checking	\$ 547,973.00
MBIA Investment- Tax I&S	<u>3,871,762.27</u>
Total Cash in Bank & Investments	<u>\$ 4,419,735.27</u>

CITY OF SCHERTZ
 REVENUE AND EXPENSE REPORT (UNAUDITED)
 AS OF: December 31, 2020

	CURRENT BUDGET	CURRENT QUARTER	PEIOR YEAR Y-T-D	Y-T-D ACTUAL	Y-T-D ENCUMBRANCE	BUDGET BALANCE	% OF BUDGET
620-SED CORPORATION							
FINANCIAL SUMMARY							
<u>REVENUE SUMMARY</u>							
Taxes	4,507,371.00	1,247,867.48	1,153,165.33	1,247,867.48	-	3,259,503.52	27.69
Fund Transfers	3,496,428.00	-	-	-	-	3,496,428.00	-
Miscellaneous	141,000.00	13,587.60	106,914.77	13,587.60	-	127,412.40	9.64
TOTAL REVENUES	8,144,799.00	1,261,455.08	1,260,080.10	1,261,455.08	-	6,883,343.92	15.49%
<u>EXPENDITURE SUMMARY</u>							
<u>NONDEPARTMENTAL</u>							
City Assistance	3,119,275.00	200,000.00	-	200,000.00	-	2,919,275.00	6.41
Fund Charges/Transfers	4,050,000.00	-	-	-	-	4,050,000.00	-
TOTAL NONDEPARTMENTAL	7,169,275.00	200,000.00	-	200,000.00	-	6,969,275.00	2.79%
<u>MISC & PROJECTS</u>							
<u>PROJECTS</u>							
<u>ECONOMIC DEVELOPMENT</u>							
Supplies	500.00	96.91	138.44	96.91	-	403.09	19.38
City Support Services	21,150.00	1,810.07	2,520.32	1,810.07	-	19,339.93	8.56
Utility Services	3,695.00	159.58	186.44	159.58	165.54	3,369.88	8.80
Operations Support	148,610.00	7,280.43	11,935.06	7,280.43	1,450.46	139,879.11	5.88
Staff Support	28,100.00	895.20	995.45	895.20	401.52	26,803.28	4.61
City Assistance	202,500.00	-	201.33	-	-	202,500.00	-
Professional Services	61,300.00	5,623.50	-	5,623.50	1,267.50	54,409.00	11.24
Fund Charges/Transfers	504,669.00	230,818.00	230,818.00	230,818.00	-	273,851.00	45.74
Operating Equipment	5,000.00	-	552.90	-	2,000.00	3,000.00	40.00
TOTAL ECONO DEVELOPMENT	975,524.00	246,683.69	247,347.94	246,683.69	5,285.02	723,555.29	25.83%
<u>FM3009 ROAD&BRIDGE EXPANSION</u>							
TOTAL EXPENDITURES	8,144,799.00	446,683.69	247,347.94	446,683.69	5,285.02	7,692,830.29	5.55%
** REVENUE OVER(UNDER) EXPEND	0.00	814,771.39	1,012,732.16	814,771.39	(5,285.02)	(809,486.37)	

SED CORPORATION
CASH IN BANK AND INVESTMENTS

AS OF: December 31, 2020

Cash in Bank

Claim on Operating Cash Pool-Checking	\$ 92,743.45
---------------------------------------	--------------

Cash in Investments

Texas Class Investment-Economic Development Corp	18,699,019.88
Schertz Bank & Trust-Certificate of Deposit	1,058,841.90
Schertz Bank & Trust-Certificate of Deposit	<u>1,116,943.91</u>

Total Cash in Bank & Investments	<u>\$ 20,967,549.14</u>
---	--------------------------------