

COVID-19 Update

**Summer Hall
Emergency Management Coordinator**

March 19, 2021

Vaccination Update

Vaccination Clinic March 18th & 19th

- Thursday, March 18th: Pfizer 2nd Dose – 1170 doses
- Friday, March 19th: Pfizer 1st Dose – 1170 doses

Vaccination Clinic Week of March 22nd.

- Wednesday, March 24th: Pfizer 2nd Dose – 1753 doses
- Thursday, March 25th: Pfizer 2nd Dose – 1758 doses
- The City allocated additional 1st doses which will be distributed at a clinic on Friday, March 26th.

Vaccination Update

Guadalupe County Vaccine Data

- Allocated – 43,915 doses
- Administered – 39,862 doses
- People vaccinated with at least one dose – 26,653
- People fully vaccinated – 15,712

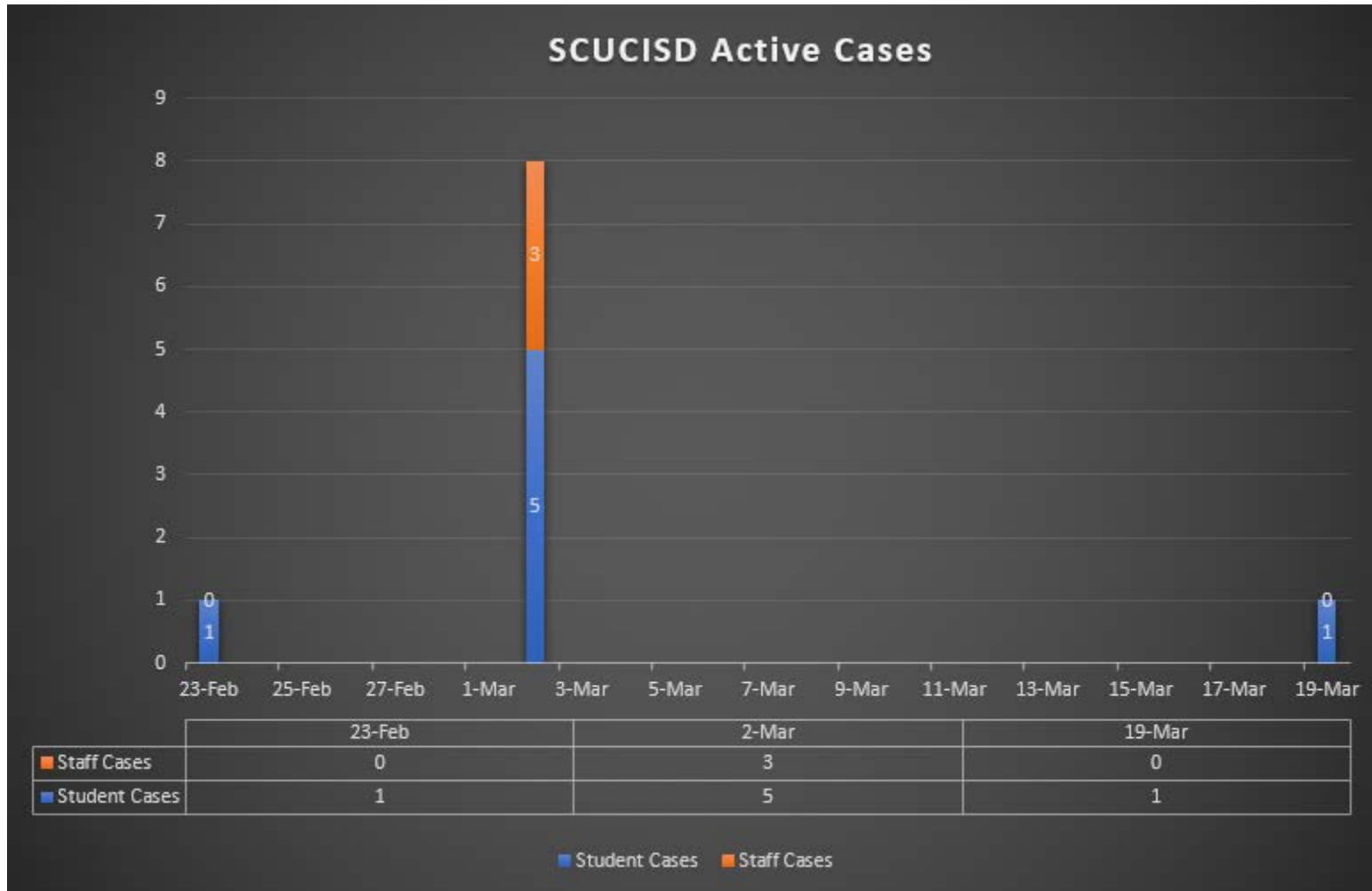
Note: As of 3/19, this data is reflective through the Week 9 allocations. An update will be available on Tuesday, March 23rd which will include Week 10 allocations. Vaccines distributed the week of March 22nd are part of Week 14 allocations.

Current Numbers

Guadalupe Co.	Comal Co.	Bexar Co.
Confirmed Cases: 10,338	Confirmed Cases: 5,000	Confirmed Cases: 170,724
Probable Cases: 3,372	Probable Cases: 4,474	Probable Cases: 30,472
Fatalities: 199	Fatalities: 279	Fatalities: 3,173
Active Cases: 103	Active Cases: 246	Active Cases: 4,627
Recovered Cases: 13,387	Recovered Cases: 8,946	Recovered Cases: 193,396

Data obtained from DSHS Dashboard 3/19/2021

SCUCISD Active Case Count

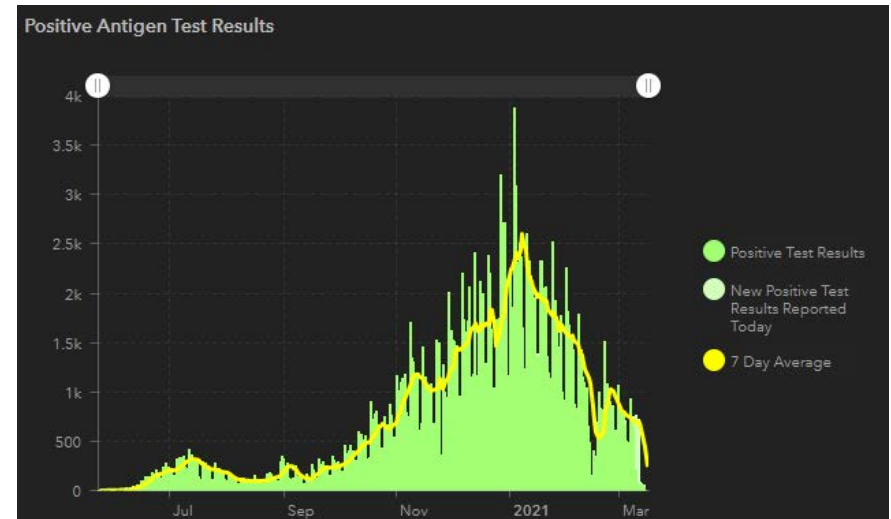
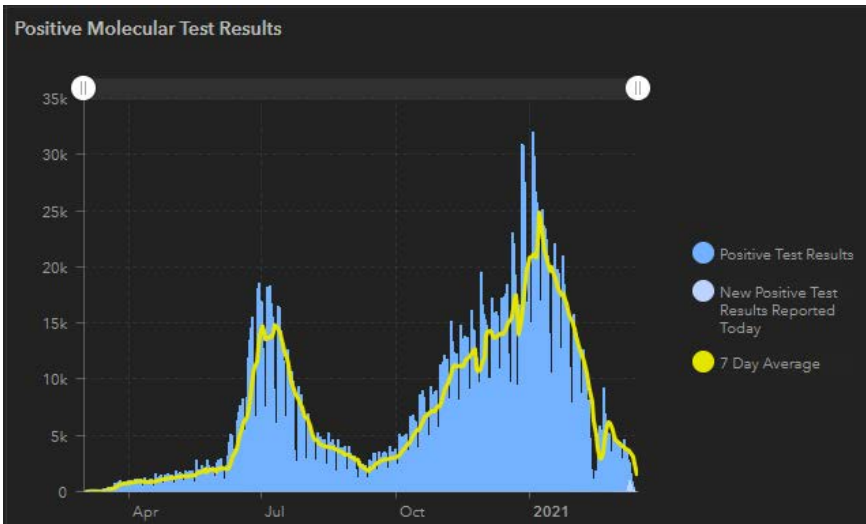


Testing Positivity Rates

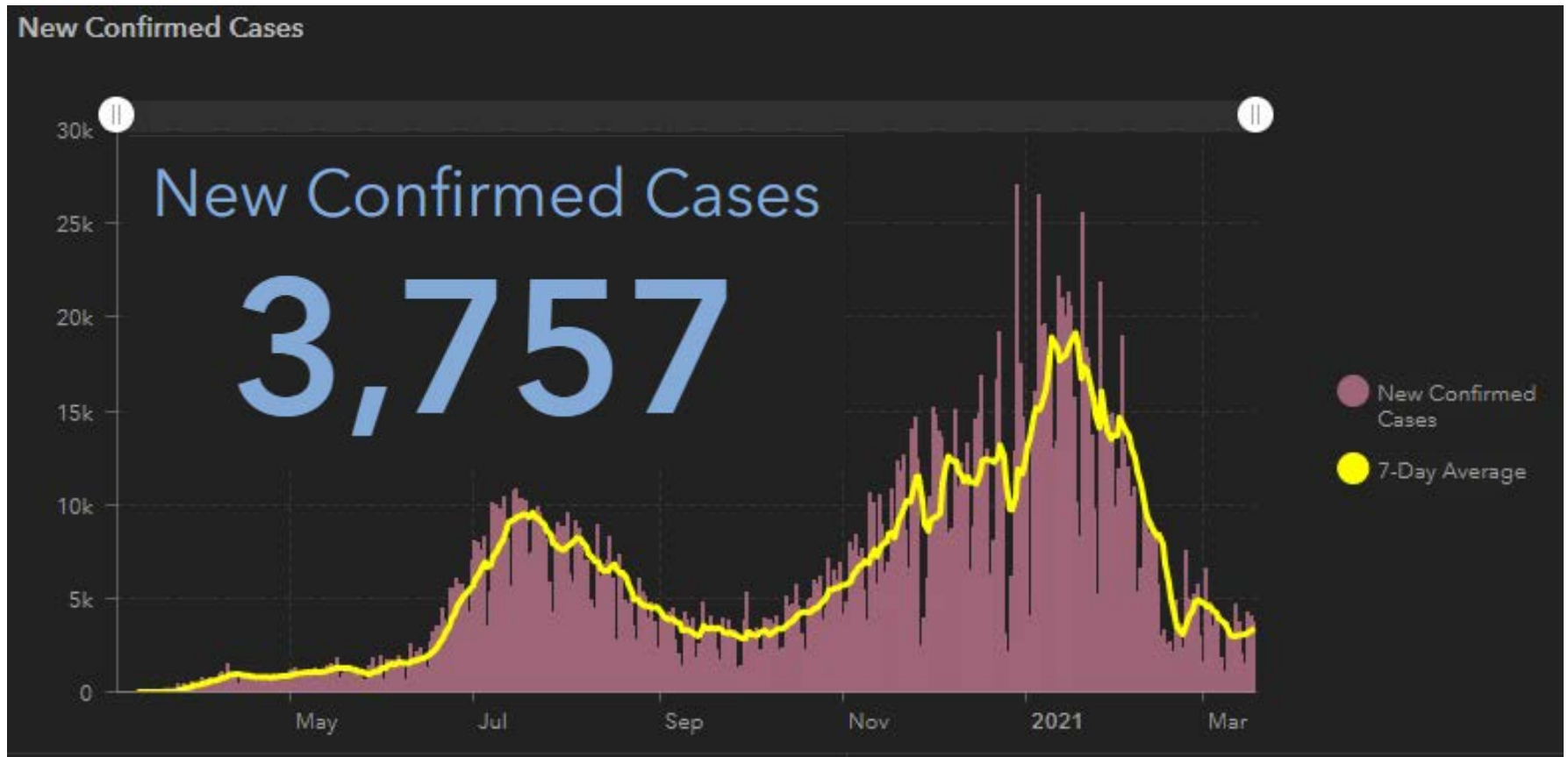
State of Texas

6.47% - Molecular

3.4% - Antigen

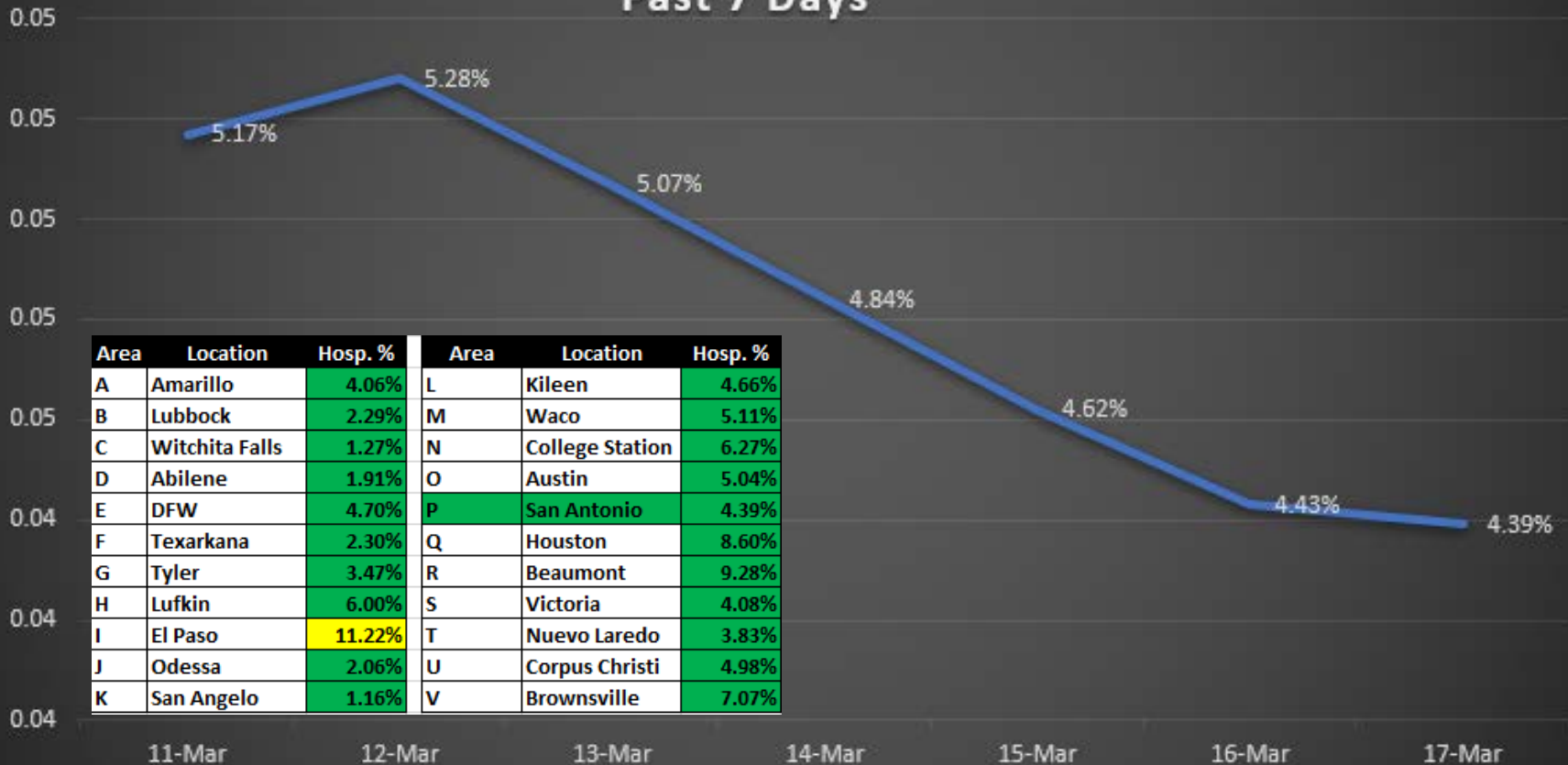


Daily New Cases - State



Hospitalization Rates

Trauma Area - P (San Antonio) : % of Hospitalization - Past 7 Days



Area	Location	Hosp. %	Area	Location	Hosp. %
A	Amarillo	4.06%	L	Killeen	4.66%
B	Lubbock	2.29%	M	Waco	5.11%
C	Wichita Falls	1.27%	N	College Station	6.27%
D	Abilene	1.91%	O	Austin	5.04%
E	DFW	4.70%	P	San Antonio	4.39%
F	Texarkana	2.30%	Q	Houston	8.60%
G	Tyler	3.47%	R	Beaumont	9.28%
H	Lufkin	6.00%	S	Victoria	4.08%
I	El Paso	11.22%	T	Nuevo Laredo	3.83%
J	Odessa	2.06%	U	Corpus Christi	4.98%
K	San Angelo	1.16%	V	Brownsville	7.07%

Hospitalizations – Bexar County

DATE	Patients	Patients in ICU	Patients on Ventilation
2/9/2021	884	341	198
2/23/2021	569	208	126
3/2/2021	447	195	111
3/18/2021	202	79	41