

COVID-19 Update

**Summer Hall
Emergency Management Coordinator**

April 9, 2021

Vaccination Update

Vaccination Clinics April 13th - 16th

- Tuesday, 4/13: Pfizer 1st Dose – 1,170
- Wednesday, 4/14: Moderna 1st Dose – 1,000
- Thursday, 4/15: Pfizer 2nd Dose – 1,542
- Friday, 4/16: Moderna 1st Dose – 2,000

Vaccination Update

County: **Guadalupe**

Public Health Region: **8**

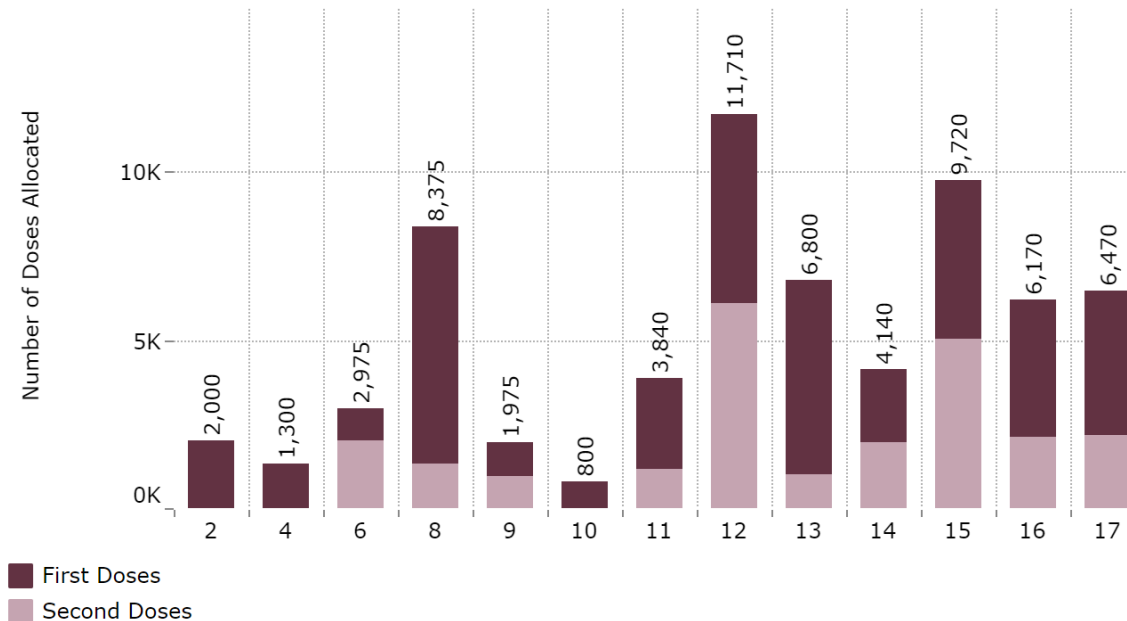
Percentage of Population 16+ Vaccinated with At Least One Dose: **29.44%**

Percentage of Population 16+ Fully Vaccinated: **20.26%**

Percentage of Population 65+ Vaccinated with At Least One Dose: **56.33%**

Percentage of Population 65+ Fully Vaccinated: **42.81%**

As of 4/8/2021 - 2:00 pm



Guadalupe County Dose Allocation - Week 17 is week of 4/5/2021

Current Numbers

Guadalupe Co.	Comal Co.	Bexar Co.
Confirmed Cases: 10,594	Confirmed Cases: 5,191	Confirmed Cases: 175,099
Probable Cases: 3,478	Probable Cases: 4,621	Probable Cases: 33,507
Fatalities: 208	Fatalities: 289	Fatalities: 3,389
Active Cases: 114	Active Cases: 185	Active Cases: 4,079
Recovered Cases: 13,730	Recovered Cases: 9,337	Recovered Cases: 201,138

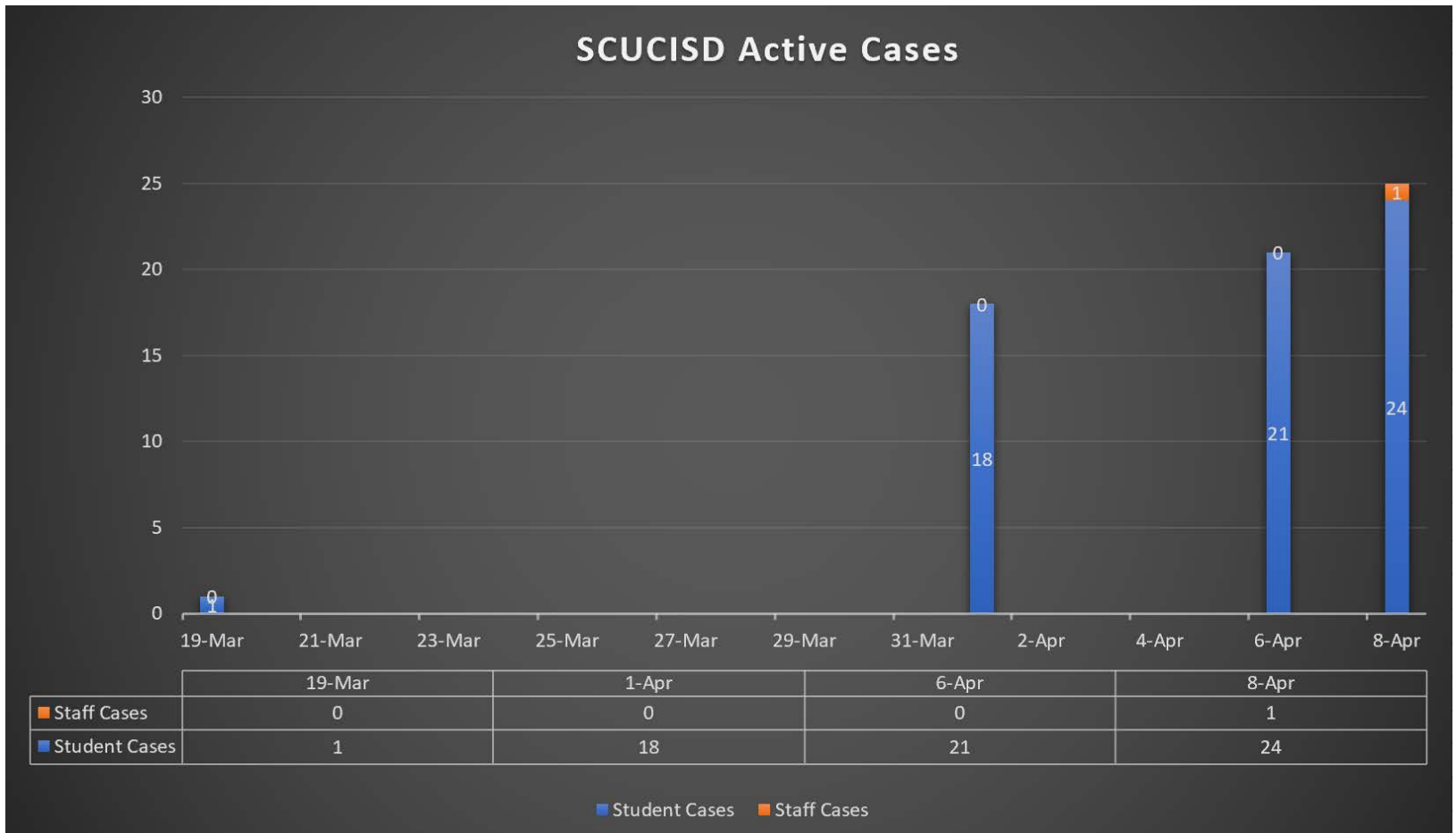
Data obtained from DSHS Dashboard 4/6/2021

Guadalupe County Numbers

LOCATION	Confirmed Active	Probable - Active	Probable Recovered	Recovered	Confirmed Deaths	Total	TBD
New Braunfels	6	6	568	1094	4	1678	0
Cibolo	14	18	804	1696	17	2549	0
Seguin	17	0	450	2693	56	3216	0
Schertz	9	6	630	1753	35	2433	0
Marion	5	0	43	132	2	182	0
Selma	0	1	52	102	2	157	0
Unincorporated Area	31	5	833	2903	45	3817	0
DSHS deaths w/out location info provided:					68		
Confirmed Totals:	82	36	3380	10373	229	14032	0

Data obtained from Guadalupe County 4/8/2021.

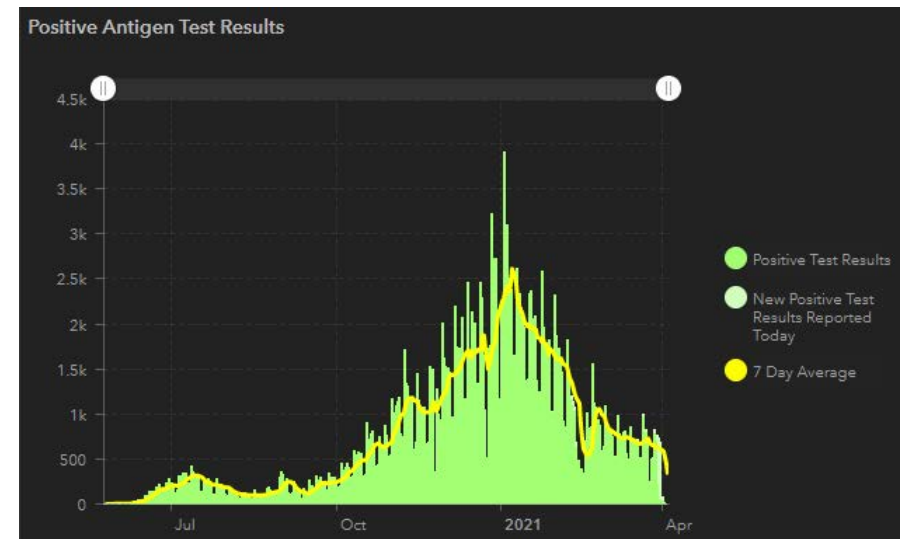
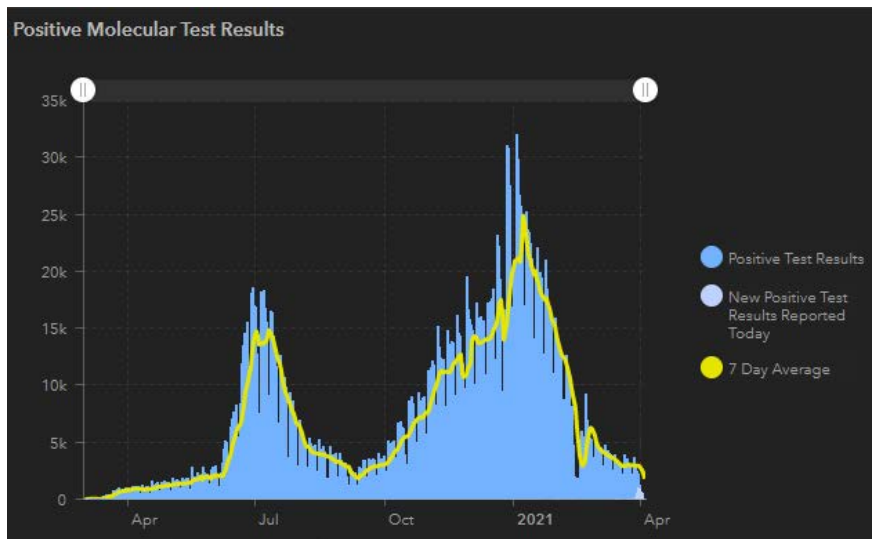
SCUCISD Active Case Count



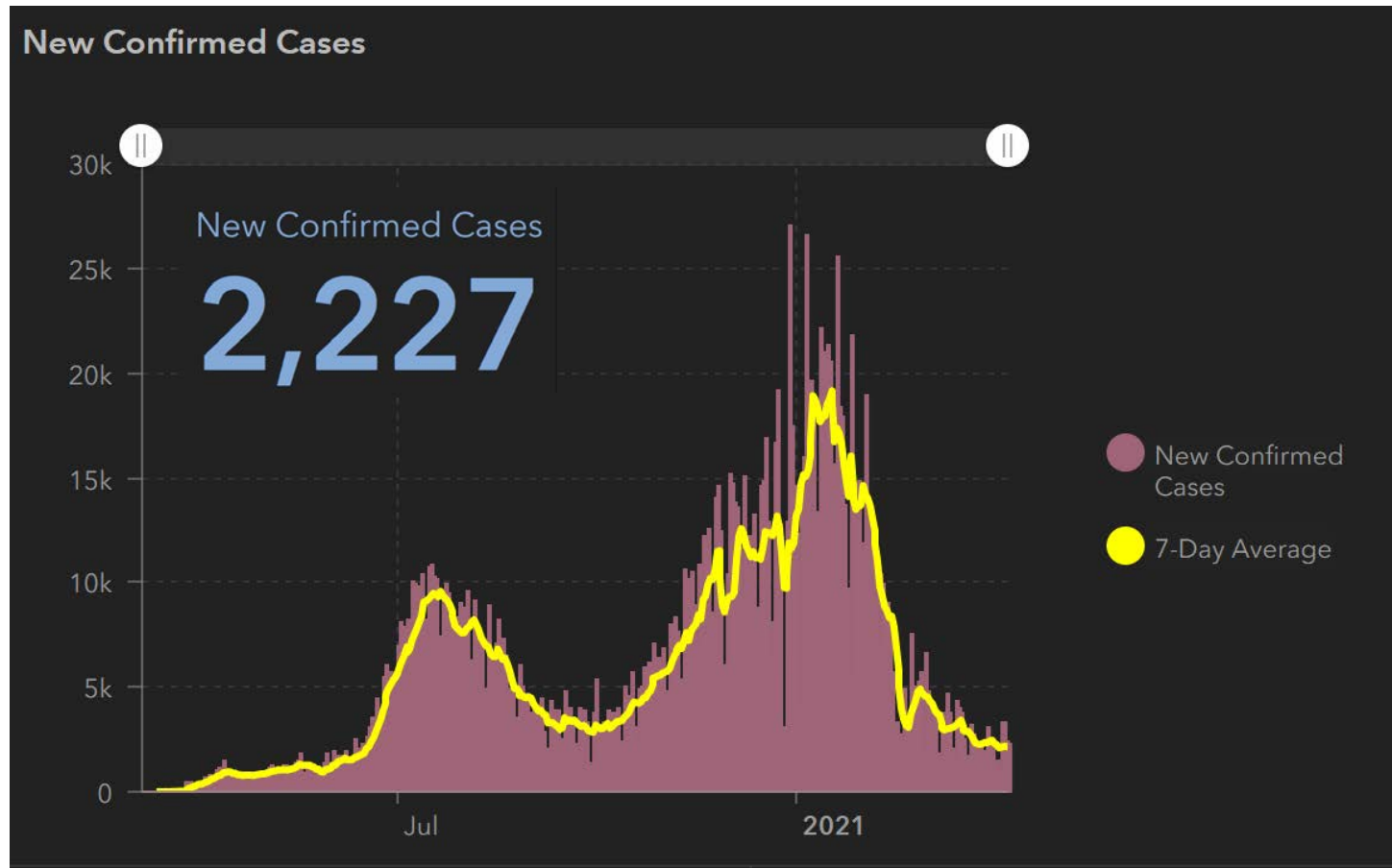
Testing Positivity Rates

State of Texas

5.66% - Molecular
2.31% - Antigen

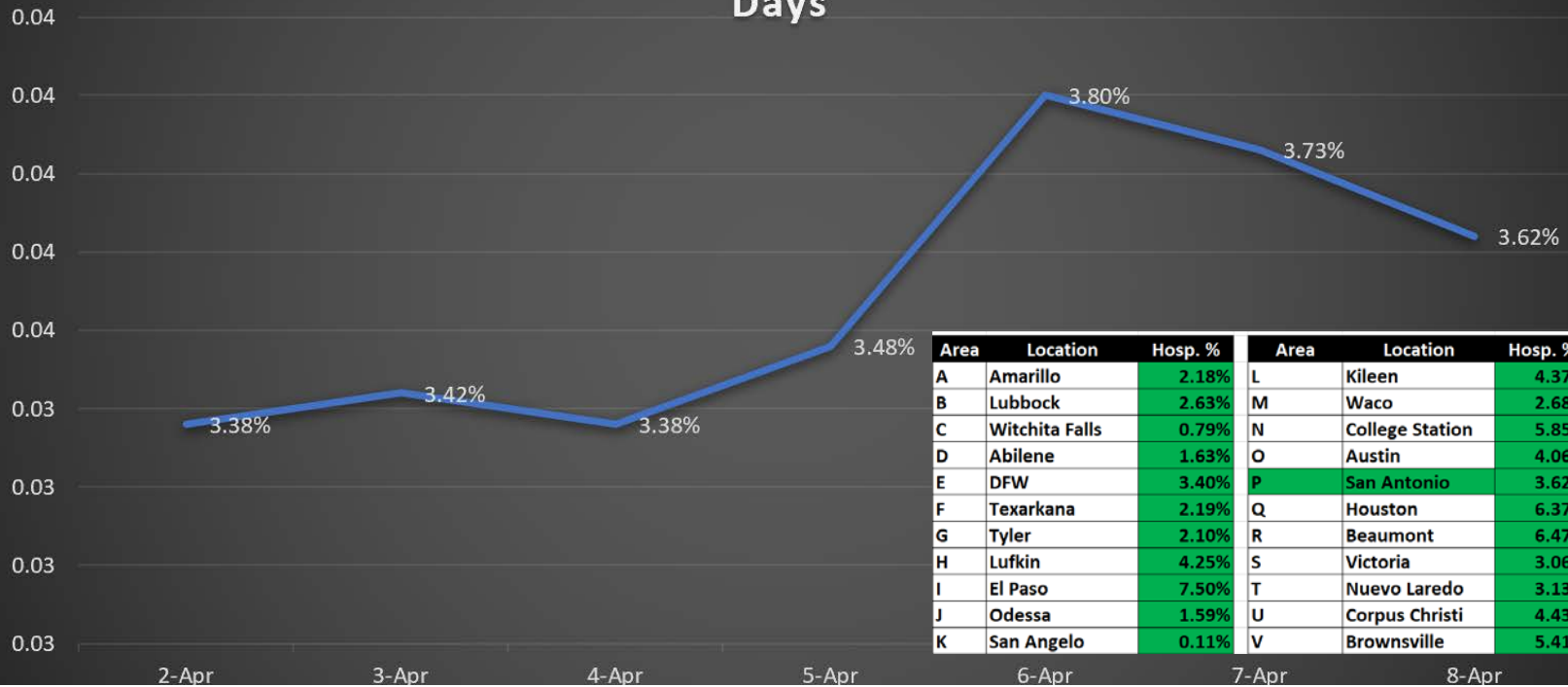


Daily New Cases - State



Hospitalization Rates

Trauma Area - P (San Antonio) : % of Hospitalization - Past 7 Days



Area	Location	Hosp. %	Area	Location	Hosp. %
A	Amarillo	2.18%	L	Killeen	4.37%
B	Lubbock	2.63%	M	Waco	2.68%
C	Wichita Falls	0.79%	N	College Station	5.85%
D	Abilene	1.63%	O	Austin	4.06%
E	DFW	3.40%	P	San Antonio	3.62%
F	Texarkana	2.19%	Q	Houston	6.37%
G	Tyler	2.10%	R	Beaumont	6.47%
H	Lufkin	4.25%	S	Victoria	3.06%
I	El Paso	7.50%	T	Nuevo Laredo	3.13%
J	Odessa	1.59%	U	Corpus Christi	4.43%
K	San Angelo	0.11%	V	Brownsville	5.41%

Hospitalizations – Bexar County

DATE	Patients	Patients in ICU	Patients on Ventilation
3/18/2021	202	79	41
3/30/2021	193	73	34
4/6/2021	189	76	29
4/8/2021	199	84	26