

# COVID-19 Update

**Summer Hall  
Emergency Management Coordinator**

**April 30, 2021**

# Vaccination Update

## Upcoming Vaccination Clinics

- Civic Center Clinics:
  - May 4th, 6th, & 8th: 1st & 2nd Dose Pfizer Clinics
  - May 12<sup>th</sup> – 14<sup>th</sup>: 2<sup>nd</sup> Dose Pfizer & Moderna Clinics
- On-Site Clinics:
  - May 5th: Primrose
  - May 7th:
    - Cadillac Auto Products
    - Scenic Hills
    - Ace Mart Restaurant Supply

# Vaccination Update

DSHS Vaccine Dashboard Link: [Workbook: COVID-19 Vaccine in Texas \(Dashboard\)](#)

County: **Guadalupe**

Public Health Region: **8**

Percentage of Population 16+ Vaccinated with At Least One Dose: **40.40%**

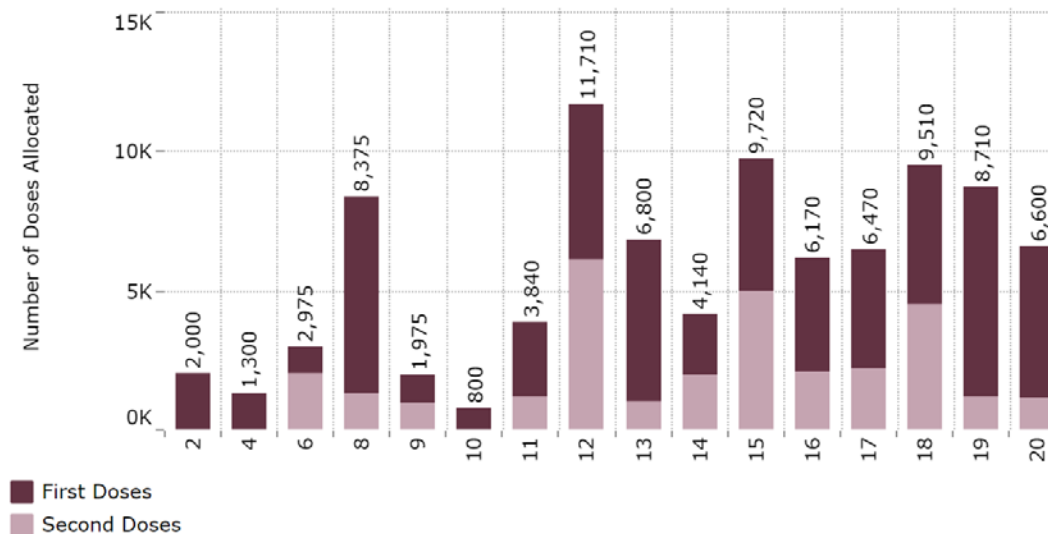
Percentage of Population 16+ Fully Vaccinated: **29.84%**

Percentage of Population 65+ Vaccinated with At Least One Dose: **64.67%**

Percentage of Population 65+ Fully Vaccinated: **54.15%**

*As of 4/29/2021 1:45 pm*

**GUADALUPE COUNTY VACCINE ALLOCATION**



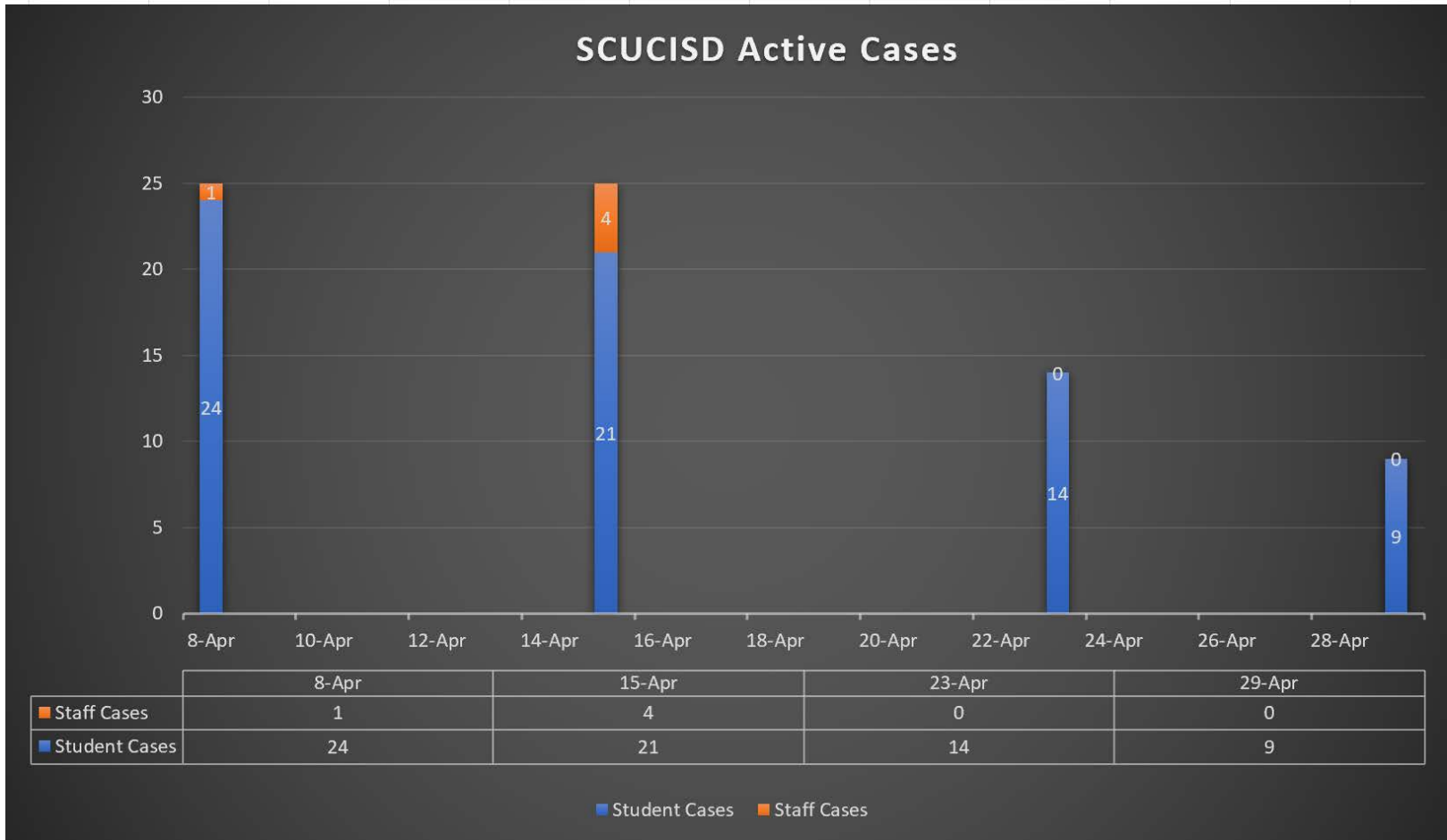
*X-Axis represents the allocation week number. 19 = Week of 4/19*

# Current Numbers

Guadalupe Co.	Comal Co.	Bexar Co.
Confirmed Cases: 10,889	Confirmed Cases: 5,445	Confirmed Cases: 179,601
Probable Cases: 3,666	Probable Cases: 4,802	Probable Cases: 37,277
Fatalities: 209	Fatalities: 292	Fatalities: 3,472
<b>Active Cases: 150</b>	<b>Active Cases: 267</b>	<b>Active Cases: 5,005</b>
Recovered Cases: 14,174	Recovered Cases: 9,687	Recovered Cases: 208,401

Data obtained from DSHS Dashboard: Updated 4/29/2021 12:30 pm

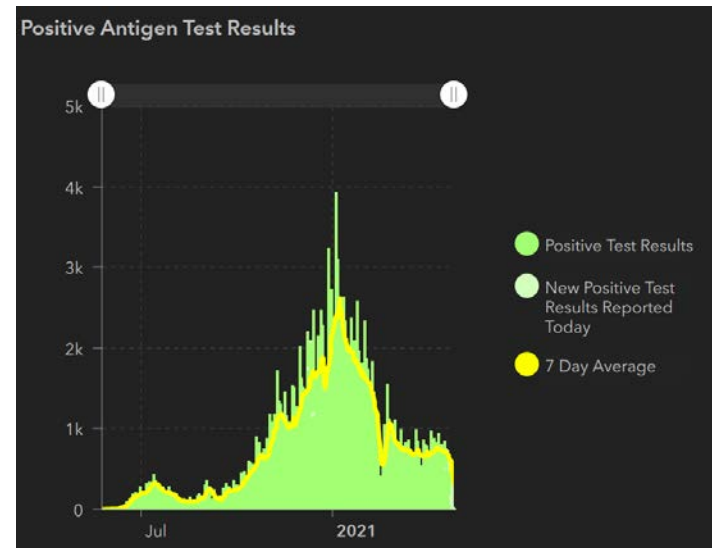
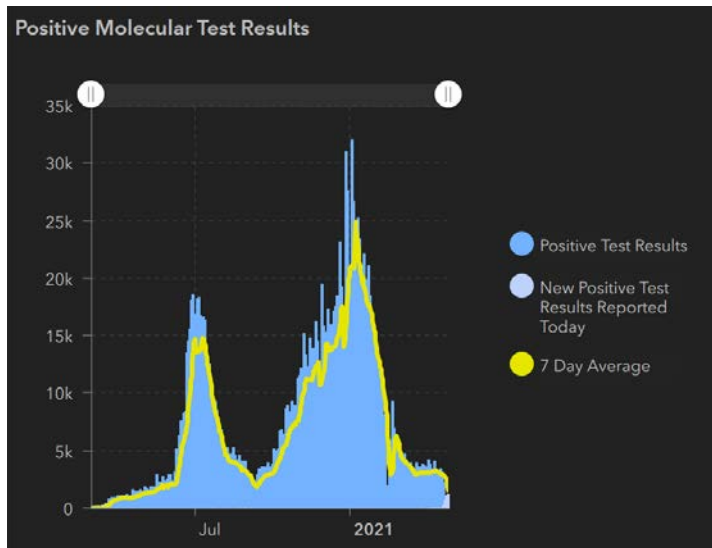
# SCUCISD Active Case Count



# Testing Positivity Rates

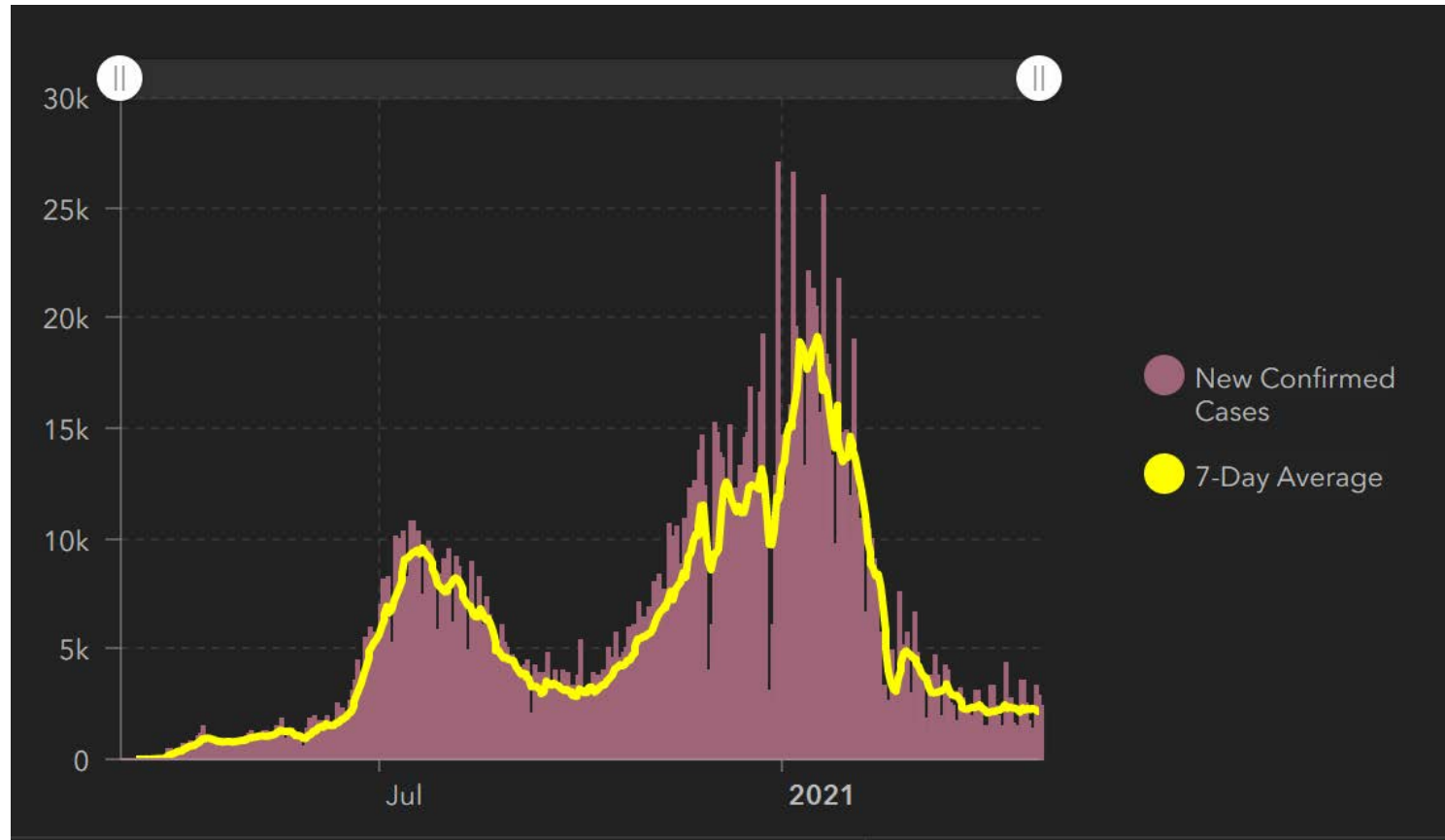
State of Texas

5.4% - Molecular  
3.74% - Antigen



Data obtained from DSHS Dashboard: Updated 4/29/2021 12:30 pm

# Daily New Cases - State



Data obtained from DSHS Dashboard: Updated 4/29/2021 12:30 pm

# Hospitalization Rates

Trauma Area - P (San Antonio) : % of Hospitalization - Past 7 Days



Area	Location	Hosp. %	Area	Location	Hosp. %
A	Amarillo	2.51%	L	Killeen	3.16%
B	Lubbock	2.58%	M	Waco	3.11%
C	Witchita Falls	0.57%	N	College Station	5.44%
D	Abilene	2.34%	O	Austin	3.57%
E	DFW	2.79%	P	San Antonio	4.24%
F	Texarkana	2.93%	Q	Houston	5.79%
G	Tyler	3.18%	R	Beaumont	5.82%
H	Lufkin	5.57%	S	Victoria	6.05%
I	El Paso	7.09%	T	Nuevo Laredo	3.27%
J	Odessa	2.96%	U	Corpus Christi	4.52%
K	San Angelo	0.58%	V	Brownsville	6.19%

Data obtained from DSHS Dashboard: Updated 4/29/2021 12:30 pm

# Hospitalizations – Bexar County

DATE	Patients	Patients in ICU	Patients on Ventilation
4/8/2021	199	84	26
4/15/2021	200	71	33
4/22/2021	238	83	38
4/29/2021	252	72	48