

COVID-19 Update

**Summer Hall
Emergency Management Coordinator**

May 20, 2021

Vaccination Update

City of Schertz – Vaccination Clinics

- Vaccination Clinics began - Week of January 4th

Type Administered	Quantity
Pfizer Dose 1 Administered	10,322
Pfizer Dose 2 Administered	13,460
Moderna Dose 1 Administered	4,698
Moderna Dose 2 Administered	2,064
J&J Doses Administered	1,445
TOTAL DOSES ADMINISTERED:	31,989

Vaccination Update

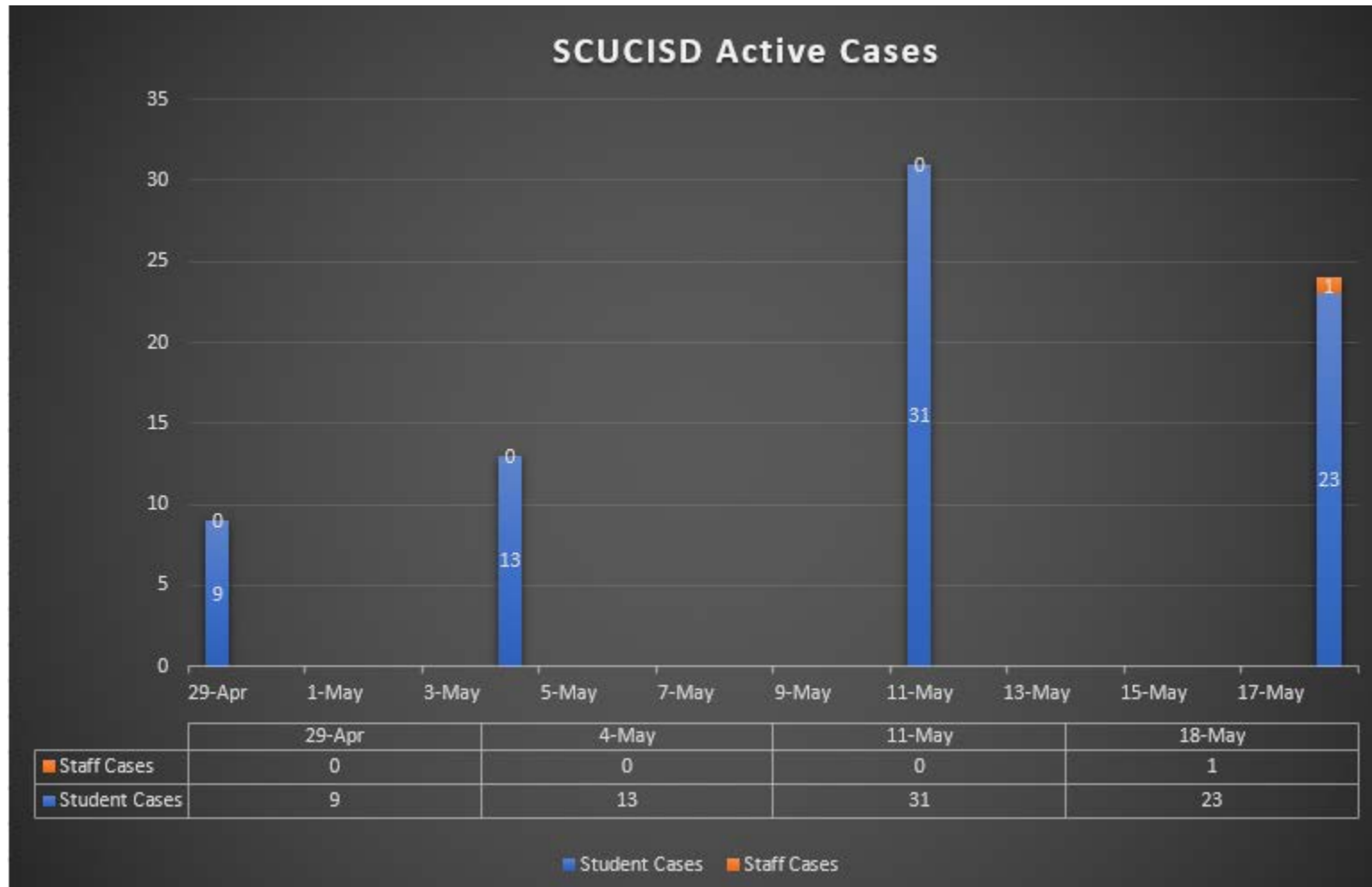
DSHS Vaccine Dashboard Link: [Workbook: COVID-19 Vaccine in Texas \(Dashboard\)](#)

County	Population	Percentage
Guadalupe	12 + with at least one dose	43.22%
Comal	12 + with at least one dose	49.71%
Bexar	12 + with at least one dose	50.19%
Guadalupe	12 + fully vaccinated	35.26%
Comal	12 + fully vaccinated	39.14%
Bexar	12 + fully vaccinated	40.01%
Guadalupe	65 + vaccinated with at least one dose	69.16%
Comal	65 + vaccinated with at least one dose	79.53%
Bexar	65 + vaccinated with at least one dose	74.21%
Guadalupe	65 + fully vaccinated	60.02%
Comal	65 + fully vaccinated	67.02%
Bexar	65 + fully vaccinated	63.27%

Current Numbers

Guadalupe Co.	Comal Co.	Bexar Co.
Confirmed Cases: 11,079	Confirmed Cases: 5,683	Confirmed Cases: 182,467
Probable Cases: 3,807	Probable Cases: 4,951	Probable Cases: 38,150
Fatalities: 212	Fatalities: 296	Fatalities: 3,536
Active Cases: 206	Active Cases: 305	Active Cases: 3,983
Recovered Cases: 14,442	Recovered Cases: 10,033	Recovered Cases: 213,098

SCUCISD Active Case Count

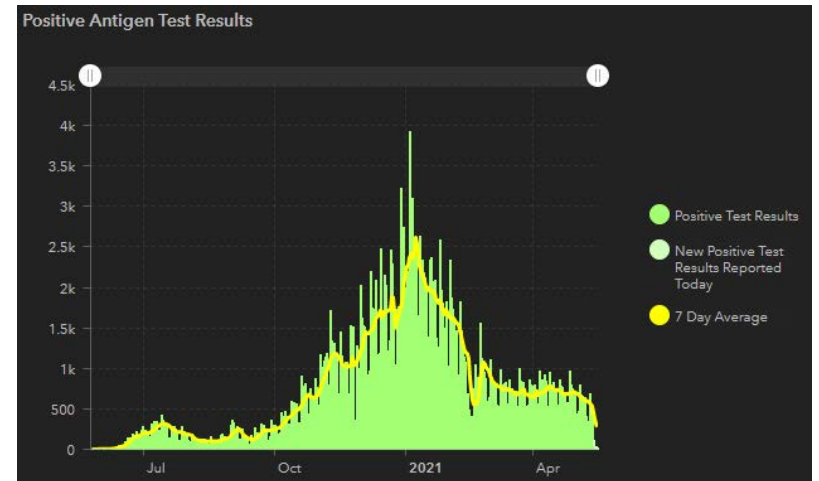
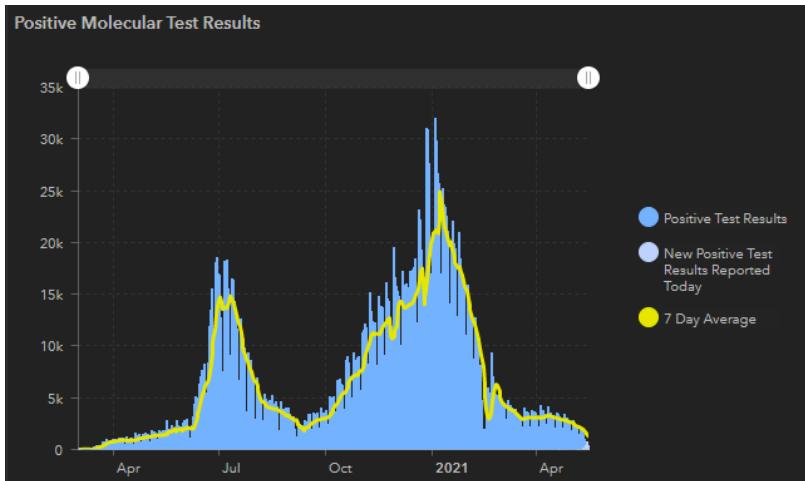


Testing Positivity Rates

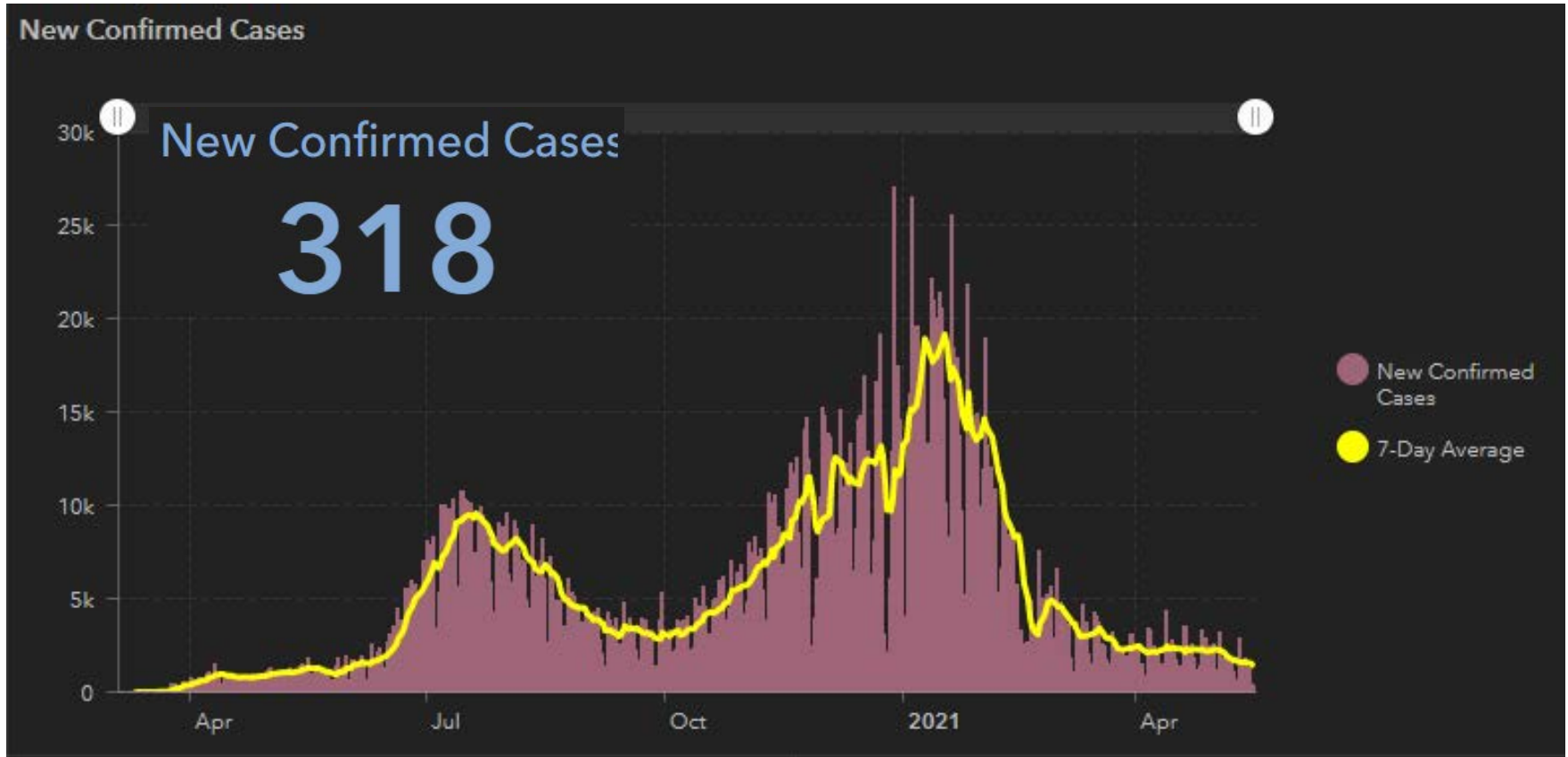
State of Texas

3.74% - Molecular

2.3% - Antigen

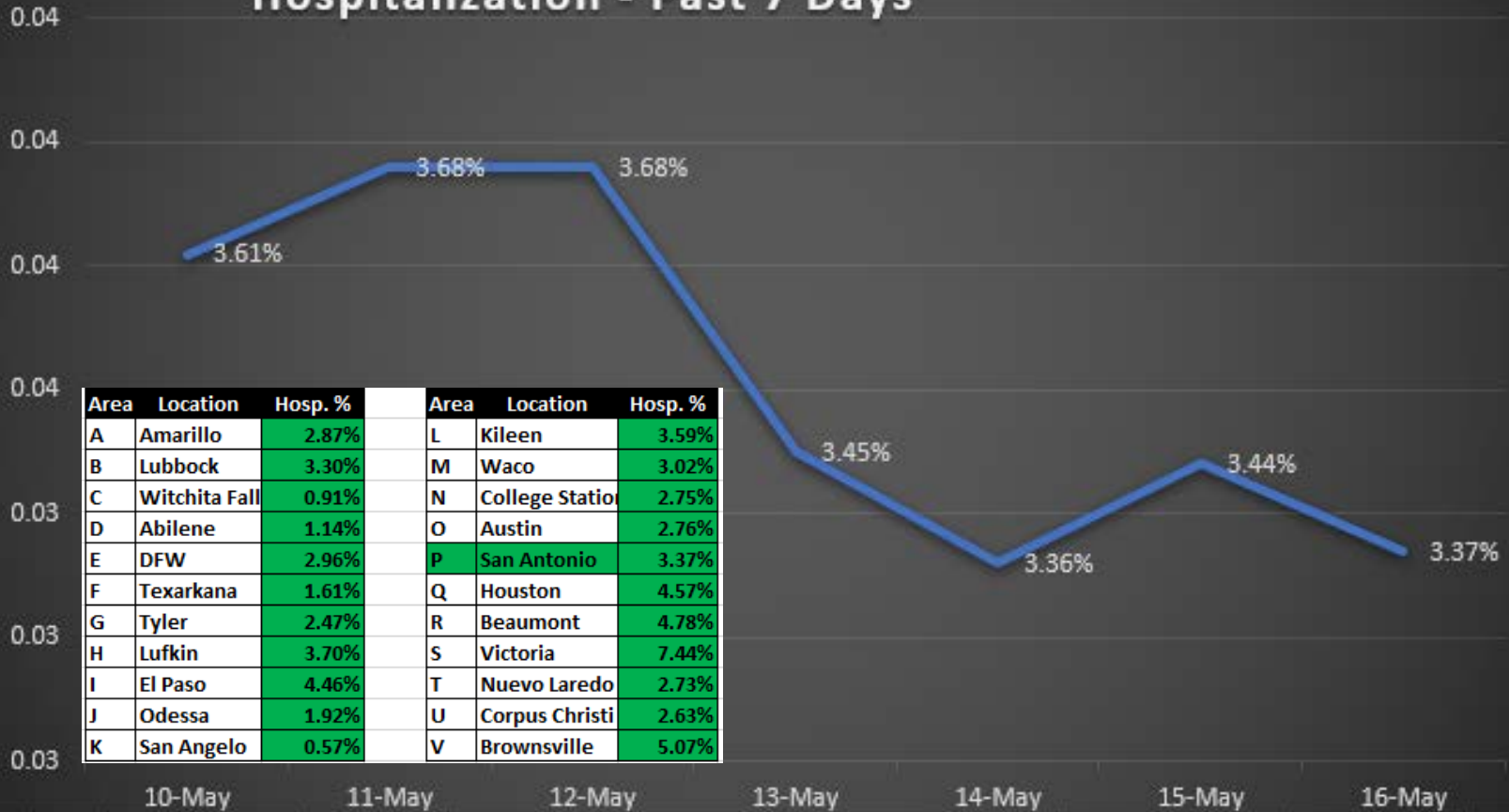


Daily New Cases - State



Hospitalization Rates

Trauma Area - P (San Antonio) : % of Hospitalization - Past 7 Days



Area	Location	Hosp. %	Area	Location	Hosp. %
A	Amarillo	2.87%	L	Killeen	3.59%
B	Lubbock	3.30%	M	Waco	3.02%
C	Wichita Fall	0.91%	N	College Station	2.75%
D	Abilene	1.14%	O	Austin	2.76%
E	DFW	2.96%	P	San Antonio	3.37%
F	Texarkana	1.61%	Q	Houston	4.57%
G	Tyler	2.47%	R	Beaumont	4.78%
H	Lufkin	3.70%	S	Victoria	7.44%
I	El Paso	4.46%	T	Nuevo Laredo	2.73%
J	Odessa	1.92%	U	Corpus Christi	2.63%
K	San Angelo	0.57%	V	Brownsville	5.07%

Hospitalizations – Bexar County

DATE	Patients	Patients in ICU	Patients on Ventilation
5/4/2021	223	71	42
5/11/2021	210	68	34
5/17/2021	171	52	26
5/19/2021	164	52	25

QUESTIONS?