

**Quarterly Statement  
Schertz, Texas**

**CITY OF SCHERTZ  
REVENUE AND EXPENSE REPORT (UNAUDITED)  
AS OF :JUNE 30, 2021**

\*\*\*\*\* 2020 - 2021 \*\*\*\*\*

	<b>CURRENT BUDGET</b>	<b>CURRENT Y-T-D ACTUAL</b>	<b>Y-T-D ENCUMBR</b>	<b>BUDGET BALANCE</b>	<b>75% OF BUDGET</b>
<b>General Fund, 101</b>					
<b>Total Revenues</b>	<b>39,131,934.00</b>	<b>31,409,400.56</b>	<b>0.00</b>	<b>7,722,533.44</b>	<b>80.27%</b>
Total General Government	7,038,166.00	4,762,958.52	260,055.44	2,015,152.04	71.37%
Total Public Safety	17,437,030.37	13,450,953.64	422,937.41	3,563,139.32	79.57%
Total Public Environment	1,649,740.00	995,255.91	31,321.19	623,162.90	62.23%
Total Parks & Recreation	2,682,141.00	1,772,660.19	126,216.82	783,263.99	70.80%
Total Cultural	1,064,255.00	799,404.95	10,860.34	253,989.71	76.13%
Total Internal Services	7,228,255.61	4,931,930.52	365,173.51	1,931,151.58	73.28%
Total Misc & Projects	2,584,292.00	2,457,759.16	2,500.00	124,032.84	95.20%
<b>Total Expenditures</b>	<b>39,683,879.98</b>	<b>29,170,922.89</b>	<b>1,219,064.71</b>	<b>9,293,892.38</b>	<b>76.58%</b>
<b>Revenue Over(Under) Expenditures</b>	<b>(551,945.98)</b>	<b>2,238,477.67</b>	<b>(1,219,064.71)</b>	<b>(1,571,358.94)</b>	
<b>General Fund, 101 Total Cash in Bank &amp; Investments</b>		<b>17,368,334.63</b>			
<b>Special Events Fund, 106</b>					
Total Revenues	32,100.00	43,671.54	0.00	(11,571.54)	136.05%
Total Expenditures	32,100.00	20,915.49	0.00	11,184.51	65.16%
<b>Revenue Over(Under) Expenditures</b>	<b>0.00</b>	<b>22,756.05</b>	<b>0.00</b>	<b>(22,756.05)</b>	
<b>Special Events Fund, 106 Total Cash in Bank &amp; Investments</b>		<b>134,197.01</b>			
<b>Peg Fund, 110</b>					
Total Revenues	185,500.00	58,260.65	0.00	127,239.35	31.41%
Total Expenditures	185,500.00	0.00	0.00	185,500.00	0.00%
<b>Revenue Over(Under) Expenditures</b>	<b>0.00</b>	<b>58,260.65</b>	<b>0.00</b>	<b>(58,260.65)</b>	
<b>Peg Fund, 110 Total Cash in Bank &amp; Investments</b>		<b>925,968.68</b>			
<b>Water &amp; Sewer, 202</b>					
Total Revenues	26,159,018.00	19,237,092.66	0.00	6,921,925.34	73.54%
Total Expenditures	25,481,253.00	20,627,911.30	356,519.93	4,496,821.77	82.35%
<b>Revenue Over(Under) Expenditures</b>	<b>677,765.00</b>	<b>(1,390,818.64)</b>	<b>(356,519.93)</b>	<b>2,425,103.57</b>	
<b>Water &amp; Sewer, 202 Total Cash in Bank &amp; Investments</b>		<b>6,385,502.77</b>			

**Quarterly Statement  
Schertz, Texas**

**CITY OF SCHERTZ  
REVENUE AND EXPENSE REPORT (UNAUDITED)  
AS OF :JUNE 30, 2021**

\*\*\*\*\* 2020 - 2021 \*\*\*\*\*

	<b>CURRENT BUDGET</b>	<b>CURRENT Y-T-D ACTUAL</b>	<b>Y-T-D ENCUMBR</b>	<b>BUDGET BALANCE</b>	<b>75% OF BUDGET</b>
<b>EMS, 203</b>					
Total Revenues	9,786,839.51	8,133,328.64	0.00	1,653,510.87	83.10%
Total Expenditures	10,003,406.01	7,709,724.81	364,831.57	1,928,849.63	80.72%
<b>Revenue Over(Under) Expenditures</b>	<b>(216,566.50)</b>	<b>423,603.83</b>	<b>(364,831.57)</b>	<b>(275,338.76)</b>	
<b>EMS, 203 Total Cash in Bank &amp; Investments</b>		<b>967,273.37</b>			
<b>Drainage, 204</b>					
Total Revenues	1,497,913.00	890,653.54	0.00	607,259.46	59.46%
Total Expenditures	1,497,913.00	1,246,484.69	35,498.18	215,930.13	85.58%
<b>Revenue Over(Under) Expenditures</b>	<b>0.00</b>	<b>(355,831.15)</b>	<b>(35,498.18)</b>	<b>391,329.33</b>	
<b>Drainage, 204 Total Cash in Bank &amp; Investments</b>		<b>446,412.05</b>			
<b>Hotel Tax, 314</b>					
Total Revenues	585,638.00	255,441.85	0.00	330,196.15	43.62%
Total Expenditures	294,818.00	265,265.37	12,795.05	16,757.58	94.32%
<b>Revenue Over(Under) Expenditures</b>	<b>290,820.00</b>	<b>(9,823.52)</b>	<b>(12,795.05)</b>	<b>313,438.57</b>	
<b>Hotel Tax, 314 Total Cash in Bank &amp; Investments</b>		<b>2,075,174.97</b>			
<b>Park, 317</b>					
Total Revenues	125,000.00	254.75	0.00	124,745.25	0.20%
Total Expenditures	125,000.00	0.00	5,511.61	119,488.39	4.41%
<b>Revenue Over(Under) Expenditures</b>	<b>0.00</b>	<b>254.75</b>	<b>(5,511.61)</b>	<b>5,256.86</b>	
<b>Park, 317 Total Cash in Bank &amp; Investments</b>		<b>291,478.59</b>			
<b>Tree Mitigation, 319</b>					
Total Revenues	74,500.00	220,073.73	0.00	(145,573.73)	295.40%
Total Expenditures	70,000.00	16,695.00	0.00	53,305.00	23.85%
<b>Revenue Over(Under) Expenditures</b>	<b>4,500.00</b>	<b>203,378.73</b>	<b>0.00</b>	<b>(198,878.73)</b>	
<b>Tree Mitigation, 319 Total Cash in Bank &amp; Investments</b>		<b>666,606.35</b>			
<b>Capital Recovery Water, 411</b>					
Total Revenues	1,172,000.00	923,955.82	0.00	248,044.18	78.84%
Total Expenditures	718,000.00	558,921.79	81,294.49	77,783.72	89.17%
<b>Revenue Over(Under) Expenditures</b>	<b>454,000.00</b>	<b>365,034.03</b>	<b>(81,294.49)</b>	<b>170,260.46</b>	
<b>Capital Recovery Water, 411 Total Cash in Bank &amp; Investments</b>		<b>8,090,798.89</b>			

**Quarterly Statement  
Schertz, Texas**

**CITY OF SCHERTZ  
REVENUE AND EXPENSE REPORT (UNAUDITED)  
AS OF :JUNE 30, 2021**

\*\*\*\*\* 2020 - 2021 \*\*\*\*\*

	<b>CURRENT BUDGET</b>	<b>CURRENT Y-T-D ACTUAL</b>	<b>Y-T-D ENCUMBR</b>	<b>BUDGET BALANCE</b>	<b>75% OF BUDGET</b>
<b>Capital Recovery Sewer, 421</b>					
Total Revenues	672,000.00	512,684.70	0.00	159,315.30	76.29%
Total Expenditures	208,000.00	59,355.03	100,779.85	47,865.12	76.99%
<b>Revenue Over(Under) Expenditures</b>	<b>464,000.00</b>	<b>453,329.67</b>	<b>(100,779.85)</b>	<b>111,450.18</b>	
<b>Capital Recovery Sewer, 421 Total Cash in Bank &amp; Investments</b>		<b>7,799,163.73</b>			
<b>I&amp;S, 505</b>					
Total Revenues	7,095,821.00	7,059,727.08	0.00	36,093.92	99.49%
Total Expenditures	6,671,061.00	5,801,115.82	401,692.30	468,252.88	92.98%
<b>Revenue Over(Under) Expenditures</b>	<b>424,760.00</b>	<b>1,258,611.26</b>	<b>(401,692.30)</b>	<b>(432,158.96)</b>	
<b>I&amp;S, 505 Total Cash in Bank &amp; Investments</b>		<b>2,044,529.65</b>			
<b>SED Corporation, 620</b>					
Total Revenues	8,144,799.00	3,894,800.37	0.00	4,249,998.63	47.82%
Total Expenditures	8,144,799.00	1,183,862.03	2,216.45	6,958,720.52	14.56%
<b>Revenue Over(Under) Expenditures</b>	<b>0.00</b>	<b>2,710,938.34</b>	<b>(2,216.45)</b>	<b>(2,708,721.89)</b>	
<b>SED Corporation, 620 Total Cash in Bank &amp; Investments</b>		<b>22,862,073.75</b>			
<b>Total Cash in Bank &amp; Investments</b>		<b>70,057,514.44</b>			

**CITY OF SCHERTZ**  
**REVENUE AND EXPENSE REPORT (UNAUDITED)**  
AS OF: June 30, 2021

<b>101 GENERAL FUND</b>	<b>CURRENT BUDGET</b>	<b>CURRENT QUARTER</b>	<b>PRIOR YEAR Y-T-D</b>	<b>Y-T-D ACTUAL</b>	<b>Y-T-D ENCUMBRANCE</b>	<b>BUDGET BALANCE</b>	<b>% OF BUDGET</b>
<b>REVENUES</b>							
<b>REVENUE SUMMARY</b>							
Taxes	25,198,550.00	4,042,803.93	21,237,937.16	23,475,313.08	-	1,723,236.92	93.16
Franchises	2,334,000.00	548,535.42	1,688,395.52	1,613,887.60	-	720,112.40	69.15
Permits	1,767,250.00	282,225.01	1,326,245.47	1,235,905.60	-	531,344.40	69.93
Licenses	56,860.00	9,902.50	39,487.00	35,277.50	-	21,582.50	62.04
Fees	2,338,234.00	602,773.00	1,579,381.46	1,537,907.90	-	800,326.10	65.77
Fines	11,000.00	2,766.30	5,962.60	5,731.80	-	5,268.20	52.11
Inter-Jurisdictional	1,066,925.00	424,762.76	609,115.87	709,409.39	-	357,515.61	66.49
Fund Transfers	5,727,015.00	849,620.79	2,143,365.76	2,296,527.91	-	3,430,487.09	40.10
Miscellaneous	632,100.00	143,700.30	686,498.91	499,439.78	-	132,660.22	79.01
<b>TOTAL REVENUES</b>	<b>39,131,934.00</b>	<b>6,907,090.01</b>	<b>29,316,389.75</b>	<b>31,409,400.56</b>	<b>-</b>	<b>7,722,533.44</b>	<b>80.27%</b>
<b>EXPENDITURE SUMMARY</b>							
<b>GENERAL GOVERNMENT</b>							
<b>CITY COUNCIL</b>							
Personnel Services	37,633.00	10,122.66	30,145.59	28,917.85	14.40	8,700.75	76.88
Supplies	750.00	22.20	372.65	161.60	69.35	519.05	30.79
City Support Services	59,705.00	4,104.80	37,262.11	42,060.97	596.42	17,047.61	71.45
Operations Support	300.00	-	174.12	85.50	-	214.50	28.50
Staff Support	28,600.00	1,220.00	23,409.71	14,603.93	330.00	13,666.07	52.22
Professional Services	6,000.00	-	1,975.00	-	-	6,000.00	0.00
Operating Equipment	2,000.00	-	-	-	-	2,000.00	0.00
<b>TOTAL CITY COUNCIL</b>	<b>134,988.00</b>	<b>15,469.66</b>	<b>93,339.18</b>	<b>85,829.85</b>	<b>1,010.17</b>	<b>48,147.98</b>	<b>64.33%</b>
<b>CITY MANAGER</b>							
Personnel Services	1,246,309.00	342,012.89	860,587.79	926,062.67	-	320,246.33	74.30
Supplies	2,000.00	193.96	1,370.08	745.78	-	1,254.22	37.29
City Support Services	4,800.00	-	3,809.16	-	195.00	4,605.00	4.06
Operations Support	50.00	-	-	-	-	50.00	-
Staff Support	24,775.00	3,928.22	6,095.69	6,892.11	377.24	17,505.65	29.34
Operating Equipment	1,200.00	-	-	1,200.00	-	-	100.00
<b>TOTAL CITY MANAGER</b>	<b>1,279,134.00</b>	<b>346,135.07</b>	<b>871,862.72</b>	<b>934,900.56</b>	<b>572.24</b>	<b>343,661.20</b>	<b>73.13%</b>
<b>MUNICIPAL COURT</b>							
Personnel Services	283,625.00	78,654.38	203,087.10	225,347.53	-	58,277.47	79.45
Supplies	1,500.00	439.48	930.00	924.37	-	575.63	61.62
City Support Services	500.00	-	740.64	123.86	-	376.14	24.77
Operations Support	2,000.00	31.00	-	277.00	-	1,723.00	13.85
Staff Support	6,910.00	437.61	1,901.51	1,075.94	-	5,834.06	15.57

**CITY OF SCHERTZ**  
**REVENUE AND EXPENSE REPORT (UNAUDITED)**  
AS OF: June 30, 2021

	CURRENT BUDGET	CURRENT QUARTER	PRIOR YEAR Y-T-D	Y-T-D ACTUAL	Y-T-D ENCUMBRANCE	BUDGET BALANCE	% OF BUDGET
<b>101 GENERAL FUND</b>							
Court Support	1,080.00	-	372.00	-	-	1,080.00	-
Professional Services	69,850.00	13,710.00	36,631.00	31,447.50	16,350.00	22,052.50	68.43
Maintenance Services	3,000.00	500.00	1,200.00	1,350.00	600.00	1,050.00	65.00
<b>TOTAL MUNICIPAL COURT</b>	<b>368,465.00</b>	<b>93,772.47</b>	<b>244,862.25</b>	<b>260,546.20</b>	<b>16,950.00</b>	<b>90,968.80</b>	<b>75.31%</b>
<b>CUSTOMER RELATIONS-311</b>							
Personnel Services	113,239.00	31,841.11	81,773.01	88,838.99	-	24,400.01	78.45
Supplies	175.00	115.37	74.72	148.70	-	26.30	84.97
Staff Support	455.00	-	800.21	163.84	-	291.16	36.01
<b>TOTAL CUSTOMER RELATIONS-311</b>	<b>113,869.00</b>	<b>31,956.48</b>	<b>82,647.94</b>	<b>89,151.53</b>	<b>-</b>	<b>24,717.47</b>	<b>78.29%</b>
<b>PLANNING &amp; ZONING</b>							
Personnel Services	258,041.00	69,416.73	129,274.25	177,034.23	-	81,006.77	68.61
Supplies	2,235.00	41.05	272.76	337.80	-	1,897.20	15.11
Operations Support	186.00	58.30	81.00	108.90	20.00	57.10	69.30
Staff Support	32,469.00	672.00	1,763.70	1,709.00	15.00	30,745.00	5.31
Professional Services	400,100.00	10.00	26.00	15.00	-	400,085.00	-
Operating Equipment	11,372.00	299.00	317.95	6,374.83	-	4,997.17	56.06
<b>TOTAL PLANNING &amp; ZONING</b>	<b>704,403.00</b>	<b>70,497.08</b>	<b>131,735.66</b>	<b>185,579.76</b>	<b>35.00</b>	<b>518,788.24</b>	<b>26.35%</b>
<b>LEGAL SERVICES</b>							
Operations Support	10,000.00	710.00	976.80	3,517.66	224.50	6,257.84	37.42
Professional Services	140,000.00	19,489.50	49,787.80	59,964.81	-	80,035.19	42.83
<b>TOTAL LEGAL SERVICES</b>	<b>150,000.00</b>	<b>20,199.50</b>	<b>50,764.60</b>	<b>63,482.47</b>	<b>224.50</b>	<b>86,293.03</b>	<b>42.47%</b>
<b>CITY SECRETARY</b>							
Personnel Services	192,155.00	54,967.85	145,257.58	147,514.78	-	44,640.22	76.77
Supplies	1,150.00	357.12	588.77	1,023.10	78.60	48.30	95.80
City Support Services	10,000.00	1,074.95	5,401.99	3,891.01	124.95	5,984.04	40.16
Operations Support	150.00	-	-	43.00	-	107.00	28.67
Staff Support	4,350.00	467.25	3,888.37	1,817.08	280.00	2,252.92	48.21
Operating Equipment	1,035.00	-	-	-	-	1,035.00	-
<b>TOTAL CITY SECRETARY</b>	<b>208,840.00</b>	<b>56,867.17</b>	<b>155,136.71</b>	<b>154,288.97</b>	<b>483.55</b>	<b>54,067.48</b>	<b>74.11%</b>
<b>NON-DEPARTMENTAL</b>							
City Support Services	747,430.00	59,167.89	431,382.02	452,903.83	55,754.94	238,771.23	68.05
Utility Services	7,123.00	7,123.21	-	7,123.21	-	(0.21)	100.00
Operations Support	143,000.00	38,154.16	92,562.56	105,241.58	1,413.33	36,345.09	74.58
Staff Support	200.00	-	-	-	-	200.00	-
City Assistance	1,557,048.00	291,546.53	1,309,227.26	1,200,233.03	166,762.17	190,052.80	87.79
Professional Services	53,535.00	18,962.54	51,735.50	81,866.86	-	(28,331.86)	152.92
Fund Chrgs/Transfrs-Spec Events Fnd	27,979.00	-	-	(1,516.65)	-	29,495.65	5.42-

**CITY OF SCHERTZ**  
**REVENUE AND EXPENSE REPORT (UNAUDITED)**  
AS OF: June 30, 2021

	CURRENT BUDGET	CURRENT QUARTER	PRIOR YEAR Y-T-D	Y-T-D ACTUAL	Y-T-D ENCUMBRANCE	BUDGET BALANCE	% OF BUDGET
<b>101 GENERAL FUND</b>							
Capital Outlay	0.00	-	-	7,450.00	-	(7,450.00)	-
<b>TOTAL NON-DEPARTMENTAL</b>	<b>2,536,315.00</b>	<b>414,954.33</b>	<b>1,884,907.34</b>	<b>1,853,301.86</b>	<b>223,930.44</b>	<b>459,082.70</b>	<b>81.90%</b>
<b>PUBLIC AFFAIRS</b>							
Personnel Services	302,583.00	86,061.53	222,845.85	239,835.20	-	62,747.80	79.26
Supplies	1,750.00	1,095.10	400.94	1,610.71	12.95	126.34	92.78
City Support Services	0.00	-	990.49	-	-	-	-
Operations Support	48,253.00	23,350.86	19,917.50	27,614.71	1,442.08	19,196.21	60.22
Staff Support	9,440.00	1,962.19	2,283.45	2,236.76	854.00	6,349.24	32.74
Professional Services	267,000.00	49,111.33	172,239.21	192,502.83	(700.99)	75,198.16	71.84
<b>TOTAL PUBLIC AFFAIRS</b>	<b>629,026.00</b>	<b>161,581.01</b>	<b>418,677.44</b>	<b>463,800.21</b>	<b>1,608.04</b>	<b>163,617.75</b>	<b>73.99%</b>
<b>ENGINEERING</b>							
Personnel Services	808,237.00	237,860.04	467,189.63	642,121.51	-	166,115.49	79.45
Supplies	2,350.00	248.31	551.50	368.26	-	1,981.74	15.67
City Support Services	500.00	-	-	-	-	500.00	-
Utility Services	4,350.00	1,760.31	4,691.42	3,986.05	-	363.95	91.63
Operations Support	100.00	-	31.00	93.00	-	7.00	93.00
Staff Support	18,704.00	300.99	3,102.26	2,201.32	962.00	15,540.68	16.91
Professional Services	75,000.00	24,147.50	12,790.50	24,147.50	14,279.50	36,573.00	51.24
Operating Equipment	3,885.00	387.48	178.65	(840.53)	-	4,725.53	21.64-
<b>TOTAL ENGINEERING</b>	<b>913,126.00</b>	<b>264,704.63</b>	<b>488,534.96</b>	<b>672,077.11</b>	<b>15,241.50</b>	<b>225,807.39</b>	<b>75.27%</b>
<b>TOTAL GENERAL GOVERNMENT</b>	<b>7,038,166.00</b>	<b>1,476,137.40</b>	<b>4,565,078.09</b>	<b>4,762,958.52</b>	<b>260,055.44</b>	<b>2,015,152.04</b>	<b>71.37%</b>
<b>PUBLIC SAFETY</b>							
<b>POLICE</b>							
Personnel Services	8,612,069.00	2,440,417.17	5,574,346.99	6,943,574.57	-	1,668,494.43	80.63
Supplies	110,876.44	18,850.15	44,154.75	49,997.29	13,592.03	47,287.12	57.35
City Support Services	26,000.00	-	26,400.62	32,421.79	-	(6,421.79)	124.70
Utility Services	199,270.00	35,566.86	62,645.53	94,437.92	-	104,832.08	47.39
Operations Support	14,435.00	1,120.00	4,586.00	3,429.00	172.00	10,834.00	24.95
Staff Support	202,597.83	44,187.77	57,802.57	101,442.77	46,947.14	54,207.92	73.24
City Assistance	76,100.00	11,122.13	6,194.63	20,629.46	10,051.51	45,419.03	40.32
Professional Services	81,883.00	17,311.72	39,128.49	46,562.99	12,514.60	22,805.41	72.15
Maintenance Services	90,705.00	10,581.73	40,472.73	31,743.72	4,725.00	54,236.28	40.21
Rental/Leasing	0.00	-	44,544.00	-	-	-	-
Operating Equipment	238,699.60	26,400.21	168,619.46	111,274.49	59,939.51	67,485.60	71.73
Capital Outlay	546,319.50	5,260.00	221,828.83	300,276.63	103,257.40	142,785.47	73.86
<b>TOTAL POLICE</b>	<b>10,198,955.37</b>	<b>2,610,817.74</b>	<b>6,290,724.60</b>	<b>7,735,790.63</b>	<b>251,199.19</b>	<b>2,211,965.55</b>	<b>78.31%</b>

**CITY OF SCHERTZ**  
**REVENUE AND EXPENSE REPORT (UNAUDITED)**  
AS OF: June 30, 2021

	CURRENT BUDGET	CURRENT QUARTER	PRIOR YEAR Y-T-D	Y-T-D ACTUAL	Y-T-D ENCUMBRANCE	BUDGET BALANCE	% OF BUDGET
<b>101 GENERAL FUND</b>							
<b>FIRE RESCUE</b>							
Personnel Services	5,261,519.00	1,601,022.17	3,620,549.66	4,468,647.75	-	792,871.25	84.93
Supplies	23,965.00	2,014.98	10,834.07	5,411.05	62.00	18,491.95	22.84
City Support Services	0.00	891.00	-	891.00	-	(891.00)	-
Utility Services	76,600.00	20,258.24	53,867.19	53,276.20	-	23,323.80	69.55
Operations Support	2,150.00	-	334.93	157.73	-	1,992.27	7.34
Staff Support	197,100.00	60,339.09	142,515.55	76,185.18	50,292.10	70,622.72	64.17
City Assistance	23,000.00	3,463.13	14,207.56	8,066.88	1,214.90	13,718.22	40.36
Professional Services	85,502.00	44,583.00	38,011.00	65,936.43	29,141.00	(9,575.43)	111.20
Maintenance Services	90,562.00	8,024.17	25,413.88	41,307.19	2,720.00	46,534.81	48.62
Other Costs	0.00	1,816.85	2,061.25	6,895.26	-	(6,895.26)	-
Rental/Leasing	13,500.00	-	8,989.92	-	-	13,500.00	-
Operating Equipment	148,955.00	22,393.42	132,724.95	64,079.61	1,895.39	82,980.00	44.29
Capital Outlay	291,000.00	-	109,332.25	186,265.13	50,073.33	54,661.54	81.22
<b>TOTAL FIRE RESCUE</b>	<b>6,213,853.00</b>	<b>1,764,806.05</b>	<b>4,158,842.21</b>	<b>4,977,119.41</b>	<b>135,398.72</b>	<b>1,101,334.87</b>	<b>82.28%</b>
<b>INSPECTIONS</b>							
Personnel Services	897,835.00	240,484.74	625,561.55	674,365.36	-	223,469.64	75.11
Supplies	5,076.00	288.17	1,149.17	934.10	-	4,141.90	18.40
Utility Services	8,400.00	1,455.82	3,150.77	3,581.26	-	4,818.74	42.63
Operations Support	1,000.00	-	-	62.00	52.00	886.00	11.40
Staff Support	41,261.00	6,333.65	10,229.50	8,409.38	-	32,851.62	20.38
Professional Services	70,000.00	4,675.00	9,625.00	22,712.50	36,287.50	11,000.00	84.29
Operating Equipment	650.00	598.00	-	598.00	-	52.00	92.00
Capital Outlay	0.00	-	-	27,381.00	-	(27,381.00)	-
<b>TOTAL INSPECTIONS</b>	<b>1,024,222.00</b>	<b>253,835.38</b>	<b>649,715.99</b>	<b>738,043.60</b>	<b>36,339.50</b>	<b>249,838.90</b>	<b>75.61%</b>
<b>TOTAL PUBLIC SAFETY</b>	<b>17,437,030.37</b>	<b>4,629,459.17</b>	<b>11,099,282.80</b>	<b>13,450,953.64</b>	<b>422,937.41</b>	<b>3,563,139.32</b>	<b>79.57%</b>
<b>PUBLIC ENVIRONMENT</b>							
<b>STREETS</b>							
Personnel Services	933,855.00	230,407.83	558,090.35	625,225.65	-	308,629.35	66.95
Supplies	126,450.00	19,839.13	81,135.48	67,276.54	27,827.62	31,345.84	75.21
City Support Services	0.00	-	1,228.53	-	-	-	-
Utility Services	176,000.00	49,924.39	121,450.37	125,598.08	1,886.32	48,515.60	72.43
Staff Support	21,120.00	4,772.54	12,173.22	13,059.88	332.25	7,727.87	63.41
Professional Services	18,000.00	-	9,765.30	12,070.00	-	5,930.00	67.06
Maintenance Services	326,492.00	23,171.77	82,490.50	92,839.77	-	233,652.23	28.44
Rental/Lease	6,000.00	2,490.00	1,900.00	3,856.79	1,275.00	868.21	85.53
Operating Equipment	9,800.00	(1,594.00)	516.05	23,576.20	-	(13,776.20)	240.57

**CITY OF SCHERTZ**  
**REVENUE AND EXPENSE REPORT (UNAUDITED)**  
AS OF: June 30, 2021

	CURRENT BUDGET	CURRENT QUARTER	PRIOR YEAR Y-T-D	Y-T-D ACTUAL	Y-T-D ENCUMBRANCE	BUDGET BALANCE	% OF BUDGET
<b>101 GENERAL FUND</b>							
Capital Outlay	32,023.00	130.00	-	31,753.00	-	270.00	99.16
<b>TOTAL STREETS</b>	<b>1,649,740.00</b>	<b>329,141.66</b>	<b>868,749.80</b>	<b>995,255.91</b>	<b>31,321.19</b>	<b>623,162.90</b>	<b>62.23%</b>
<b>TOTAL PUBLIC ENVIRONMENT</b>	<b>1,649,740.00</b>	<b>329,141.66</b>	<b>868,749.80</b>	<b>995,255.91</b>	<b>31,321.19</b>	<b>623,162.90</b>	<b>62.23%</b>
<b>PARKS &amp; RECREATION</b>							
<b>PARKS DEPARTMENT</b>							
Personnel Services	714,711.00	195,389.34	435,359.94	497,450.80	-	217,260.20	69.60
Supplies	109,350.00	41,752.99	49,020.48	101,170.98	2,573.28	5,605.74	94.87
City Support Services	111,316.00	28,955.68	41,640.84	100,150.11	34,017.17	(22,851.28)	120.53
Utility Services	246,000.00	84,527.94	143,821.60	184,500.04	-	61,499.96	75.00
Operations Support	2,000.00	-	105.68	122.92	-	1,877.08	6.15
Staff Support	13,670.00	5,663.92	11,755.18	10,859.26	325.00	2,485.74	81.82
Professional Services	140,271.00	50,755.96	76,766.38	81,030.26	20,544.69	38,696.05	72.41
Maintenance Services	73,083.00	2,485.00	15,182.08	56,986.80	16,315.64	(219.44)	100.30
Rental/Leasing	10,000.00	2,881.13	7,621.26	5,760.32	3,539.08	700.60	92.99
Operating Equipment	37,787.00	24,707.17	36,309.77	29,152.17	8,111.63	523.20	98.62
Capital Outlay	261,028.00	92,038.64	26,413.63	131,228.46	37,383.25	92,416.29	64.60
<b>TOTAL PARKS DEPARTMENT</b>	<b>1,719,216.00</b>	<b>529,157.77</b>	<b>843,996.84</b>	<b>1,198,412.12</b>	<b>122,809.74</b>	<b>397,994.14</b>	<b>76.85%</b>
<b>SWIM POOL</b>							
Supplies	25,500.00	7,403.20	6,948.66	12,961.82	1,957.90	10,580.28	58.51
Utility Services	16,500.00	5,764.05	12,130.49	13,171.33	-	3,328.67	79.83
Maintenance Services	527,878.00	155,026.31	248,751.18	339,158.61	462.15	188,257.24	64.34
<b>TOTAL SWIM POOL</b>	<b>569,878.00</b>	<b>168,193.56</b>	<b>267,830.33</b>	<b>365,291.76</b>	<b>2,420.05</b>	<b>202,166.19</b>	<b>64.52%</b>
<b>EVENT FACILITIES</b>							
Personnel Services	261,964.00	61,680.76	204,088.52	157,991.79	75.20	103,897.01	60.34
Supplies	5,400.00	1,898.36	2,963.38	3,316.96	163.24	1,919.80	64.45
Utility Services	48,400.00	8,814.90	21,008.44	22,615.73	-	25,784.27	46.73
Operations Support	36,343.00	10,347.70	1,332.36	19,231.00	-	17,112.00	52.92
Staff Support	4,425.00	572.78	2,691.20	1,068.33	-	3,356.67	24.14
Professional Services	700.00	169.80	-	169.80	-	530.20	24.26
Maintenance Services	12,700.00	540.00	5,225.00	1,620.00	485.00	10,595.00	16.57
Operating Equipment	23,115.00	1,928.71	(4,221.40)	2,942.70	263.59	19,908.71	13.87
<b>TOTAL EVENT FACILITIES</b>	<b>393,047.00</b>	<b>85,953.01</b>	<b>233,087.50</b>	<b>208,956.31</b>	<b>987.03</b>	<b>183,103.66</b>	<b>53.41%</b>
<b>TOTAL PARKS &amp; RECREATION</b>	<b>2,682,141.00</b>	<b>783,304.34</b>	<b>1,344,914.67</b>	<b>1,772,660.19</b>	<b>126,216.82</b>	<b>783,263.99</b>	<b>70.80%</b>
<b>CULTURAL</b>							
<b>LIBRARY</b>							
Personnel Services	834,575.00	233,069.89	610,711.01	655,262.72	-	179,312.28	78.51
Supplies	13,855.00	3,184.74	5,800.59	9,097.51	361.95	4,395.54	68.27

**CITY OF SCHERTZ**  
**REVENUE AND EXPENSE REPORT (UNAUDITED)**  
AS OF: June 30, 2021

	CURRENT BUDGET	CURRENT QUARTER	PRIOR YEAR Y-T-D	Y-T-D ACTUAL	Y-T-D ENCUMBRANCE	BUDGET BALANCE	% OF BUDGET
<b>101 GENERAL FUND</b>							
Utility Services	65,500.00	9,435.45	34,838.22	25,407.96	-	40,092.04	38.79
Operations Support	3,600.00	353.97	3,378.36	1,313.91	300.00	1,986.09	44.83
Staff Support	8,280.00	1,409.61	6,139.82	3,079.09	-	5,200.91	37.19
Professional Services	2,300.00	-	1,984.10	1,655.96	-	644.04	72.00
Operating Equipment	136,145.00	20,880.94	91,000.51	103,587.80	10,198.39	22,358.81	83.58
<b>TOTAL LIBRARY</b>	<b>1,064,255.00</b>	<b>268,334.60</b>	<b>753,852.61</b>	<b>799,404.95</b>	<b>10,860.34</b>	<b>253,989.71</b>	<b>76.13%</b>
<b>TOTAL CULTURAL</b>	<b>1,064,255.00</b>	<b>268,334.60</b>	<b>753,852.61</b>	<b>799,404.95</b>	<b>10,860.34</b>	<b>253,989.71</b>	<b>76.13%</b>
<b>INTERNAL SERVICE</b>							
<b>INFORMATION TECHNOLOGY</b>							
Personnel Services	856,808.00	247,885.04	493,471.06	647,281.16	-	209,526.84	75.55
Supplies	6,800.00	2,057.31	2,287.63	3,820.14	654.07	2,325.79	65.80
City Support Services	949,666.00	241,946.05	468,564.03	568,686.17	24,244.62	356,735.21	62.44
Utility Services	338,125.00	75,549.89	159,399.23	209,704.81	2,084.68	126,335.51	62.64
Staff Support	23,628.00	4,828.48	21,947.42	6,444.17	4,519.50	12,664.33	46.40
Professional Services	102,599.00	-	41,510.78	43,879.63	38,820.45	19,898.92	80.61
Maintenance Services	10,000.00	155.30	2,668.12	9,523.26	-	476.74	95.23
Rental/Leasing	3,651.00	608.18	-	2,129.08	-	1,521.92	58.31
Operating Equipment	320,369.00	65,365.23	95,234.62	242,348.50	48,901.05	29,119.45	90.91
Capital Outlay	27,000.00	-	-	26,889.00	-	111.00	99.59
<b>TOTAL INFORMATION TECHNOLOGY</b>	<b>2,638,646.00</b>	<b>638,395.48</b>	<b>1,285,082.89</b>	<b>1,760,705.92</b>	<b>119,224.37</b>	<b>758,715.71</b>	<b>71.25%</b>
<b>HUMAN RESOURCES</b>							
Personnel Services	451,957.00	121,669.24	314,262.26	339,336.22	-	112,620.78	75.08
Supplies	2,700.00	502.30	1,091.49	748.26	-	1,951.74	27.71
Human Services	234,562.00	23,706.97	88,105.56	106,592.73	25,802.60	102,166.67	56.44
Operations Support	5,836.00	195.00	1,604.84	2,628.84	390.00	2,817.16	51.73
Staff Support	36,150.00	3,132.16	10,971.74	25,220.04	877.31	10,052.65	72.19
City Assistance	15,000.00	4,584.00	6,991.00	9,597.00	-	5,403.00	63.98
Professional Services	15,000.00	-	59,747.75	-	-	15,000.00	-
Operating Equipment	514.00	-	349.29	513.31	-	0.69	99.87
<b>TOTAL HUMAN RESOURCES</b>	<b>761,719.00</b>	<b>153,789.67</b>	<b>483,123.93</b>	<b>484,636.40</b>	<b>27,069.91</b>	<b>250,012.69</b>	<b>67.18%</b>
<b>FINANCE</b>							
Personnel Services	605,758.00	176,811.90	439,831.13	490,630.05	-	115,127.95	80.99
Supplies	3,700.00	545.03	2,265.06	2,263.91	-	1,436.09	61.19
Staff Support	8,022.00	530.00	3,641.08	2,149.00	-	5,873.00	26.79
Professional Services	34,500.00	23,229.61	28,065.75	37,971.73	-	(3,471.73)	110.06
Operating Equipment	1,986.61	249.99	1,610.96	586.07	-	1,400.54	29.50
<b>TOTAL FINANCE</b>	<b>653,966.61</b>	<b>201,366.53</b>	<b>475,413.98</b>	<b>533,600.76</b>	<b>-</b>	<b>120,365.85</b>	<b>81.59%</b>

**CITY OF SCHERTZ**  
**REVENUE AND EXPENSE REPORT (UNAUDITED)**  
AS OF: June 30, 2021

	CURRENT BUDGET	CURRENT QUARTER	PRIOR YEAR Y-T-D	Y-T-D ACTUAL	Y-T-D ENCUMBRANCE	BUDGET BALANCE	% OF BUDGET
<b>101 GENERAL FUND</b>							
<b>PURCHASING &amp; ASSET MGT</b>							
Personnel Services	225,784.00	64,446.40	168,026.09	180,821.35	-	44,962.65	80.09
Supplies	700.00	74.39	160.42	174.07	18.04	507.89	27.44
City Support Services	379.00	-	-	-	378.21	0.79	99.79
Operations Support	7,650.00	532.50	3,670.96	3,656.50	-	3,993.50	47.80
Staff Support	6,785.00	1,623.45	1,322.82	2,773.83	64.25	3,946.92	41.83
City Assistance	1,621.00	592.00	651.00	998.00	194.00	429.00	73.53
Operating Equipment	1,600.00	477.96	-	477.96	-	1,122.04	29.87
<b>TOTAL PURCHASING &amp; ASSET MGT</b>	<b>244,519.00</b>	<b>67,746.70</b>	<b>173,831.29</b>	<b>188,901.71</b>	<b>654.50</b>	<b>54,962.79</b>	<b>77.52%</b>
<b>FLEET SERVICE</b>							
Personnel Services	514,842.00	152,056.85	259,200.26	413,982.62	-	100,859.38	80.41
Supplies	212,266.00	57,469.08	139,523.86	149,948.14	14,804.11	47,513.75	77.62
City Support Services	12,000.00	124.50	5,516.68	2,496.70	-	9,503.30	20.81
Utility Services	11,385.00	1,339.49	4,582.05	6,265.98	40.24	5,078.78	55.39
Staff Support	22,200.00	1,799.85	8,750.68	11,710.68	2,327.62	8,161.70	63.24
Maintenance Services	230,002.00	44,753.20	115,132.65	155,908.19	30,903.86	43,189.95	81.22
Operating Equipment	21,853.00	4,900.87	2,755.28	13,356.13	289.98	8,206.89	62.45
Capital Outlay	49,049.00	24,956.89	151,643.00	31,306.88	127.96	17,614.16	64.09
<b>TOTAL FLEET SERVICE</b>	<b>1,073,597.00</b>	<b>287,400.73</b>	<b>687,104.46</b>	<b>784,975.32</b>	<b>48,493.77</b>	<b>240,127.91</b>	<b>77.63%</b>
<b>FACILITY SERVICES</b>							
Personnel Services	735,826.00	191,224.69	547,424.69	606,811.62	-	129,014.38	82.47
Supplies	145,900.00	19,105.82	43,278.08	38,679.08	912.29	106,308.63	27.14
City Support Services	5,000.00	355.00	99.99	355.00	-	4,645.00	7.10
Utility Services	171,000.00	40,854.83	117,377.18	112,748.27	-	58,251.73	65.93
Staff Support	12,800.00	709.86	5,578.13	2,875.39	45.63	9,878.98	22.82
Professional Services	85,746.00	28,047.33	60,562.98	71,078.65	23,874.93	(9,207.58)	110.74
Maintenance Services	652,536.00	223,657.54	264,554.65	316,371.84	144,898.11	191,266.05	70.69
Rental/Leasing	500.00	-	80.38	-	-	500.00	-
Operating Equipment	16,500.00	2,924.56	5,907.75	2,924.56	-	13,575.44	17.72
Capital Outlay	30,000.00	-	-	27,266.00	-	2,734.00	90.89
<b>TOTAL BUILDING MAINTENANCE</b>	<b>1,855,808.00</b>	<b>506,879.63</b>	<b>1,044,863.83</b>	<b>1,179,110.41</b>	<b>169,730.96</b>	<b>506,966.63</b>	<b>72.68%</b>
<b>TOTAL INTERNAL SERVICE</b>	<b>7,228,255.61</b>	<b>1,855,578.74</b>	<b>4,149,420.38</b>	<b>4,931,930.52</b>	<b>365,173.51</b>	<b>1,931,151.58</b>	<b>73.28%</b>
<b>MISC &amp; PROJECTS</b>							
<b>Project</b>							
Fund Charges/Transfers	2,231,300.00	1,650,000.00	-	2,231,300.00	-	-	100.00
<b>TOTAL PROJECTS</b>	<b>2,231,300.00</b>	<b>1,650,000.00</b>	<b>-</b>	<b>2,231,300.00</b>	<b>-</b>	<b>-</b>	<b>100.00%</b>
<b>CITY ASSISTANCE</b>							

**CITY OF SCHERTZ**  
**REVENUE AND EXPENSE REPORT (UNAUDITED)**  
AS OF: June 30, 2021

	CURRENT BUDGET	CURRENT QUARTER	PRIOR YEAR Y-T-D	Y-T-D ACTUAL	Y-T-D ENCUMBRANCE	BUDGET BALANCE	% OF BUDGET
<b>101 GENERAL FUND</b>							
City's Assistance to Agencies	320,000.00	104,690.75	221,767.46	220,389.17	-	99,610.83	68.87
Operating Equipment	10,000.00	-	4,321.57	-	-	10,000.00	-
<b>TOTAL CITY ASSISTANCE</b>	<b>330,000.00</b>	<b>104,690.75</b>	<b>226,089.03</b>	<b>220,389.17</b>	<b>-</b>	<b>109,610.83</b>	<b>66.78%</b>
<b>COURT - RESTRICTED FUNDS</b>							
Operating Equipment	22,992.00	369.99	-	6,069.99	2,500.00	14,422.01	37.27
<b>TOTAL COURT-RESTRICTED FUNDS</b>	<b>22,992.00</b>	<b>369.99</b>	<b>-</b>	<b>6,069.99</b>	<b>2,500.00</b>	<b>14,422.01</b>	<b>37.27%</b>
TOTAL MISC & PROJECTS	2,584,292.00	1,755,060.74	226,089.03	2,457,759.16	2,500.00	124,032.84	95.20%
TOTAL EXPENDITURES	39,683,879.98	11,097,016.65	23,007,387.38	29,170,922.89	1,219,064.71	9,293,892.38	76.58%
REVENUE OVER(UNDER) EXPEND.	(551,945.98)	(4,189,926.64)	6,309,002.37	2,238,477.67	(1,219,064.71)	(1,571,358.94)	

# CITY OF SCHERTZ

## REVENUE REPORT (UNAUDITED)

AS OF: June 30, 2021

		CURRENT BUDGET	CURRENT QUARTER	PRIOR YEAR Y-T-D	Y-T-D ACTUAL	Y-T-D ENCUMBRANCE	BUDGET BALANCE	% OF BUDGET
<b>101 GENERAL FUND</b>								
<b>REVENUES</b>								
<b>Taxes</b>								
000-411100	Advalorem Tax-Current	14,554,500.00	322,623.23	13,956,865.64	14,555,503.24	-	(1,003.24)	100.01
000-411110	Disable Veterans Assist Pymnt	500,000.00	1,064,592.01	-	1,064,592.01	-	(564,592.01)	212.92
000-411200	Advalorem Tax-Delinquent	50,000.00	6,153.05	34,363.39	51,435.29	-	(1,435.29)	102.87
000-411300	Advalorem Tax-P&I	50,000.00	23,958.61	56,838.84	67,389.44	-	(17,389.44)	134.78
000-411500	Sales Tax Revenue-Gen Fund	9,964,000.00	2,610,083.78	7,127,421.80	7,688,241.46	-	2,275,758.54	77.16
000-411600	Bingo Tax	50.00	-	28.16	-	-	50.00	-
000-411700	Mixed Beverage Tax	80,000.00	15,393.25	62,419.33	48,151.64	-	31,848.36	60.19
<b>TOTAL Taxes</b>		<b>25,198,550.00</b>	<b>4,042,803.93</b>	<b>21,237,937.16</b>	<b>23,475,313.08</b>	<b>-</b>	<b>1,723,236.92</b>	<b>93.16%</b>
<b>Franchises</b>								
000-421200	Center Point/Entex Energy	95,000.00	21,954.07	74,861.96	79,690.21	-	15,309.79	83.88
000-421220	City Public Service	1,020,000.00	273,748.99	681,843.40	738,354.09	-	281,645.91	72.39
000-421240	Guadalupe Valley Elec Co-op	455,000.00	119,442.50	301,948.59	313,832.73	-	141,167.27	68.97
000-421250	New Braunfels Utilities	78,000.00	21,024.42	46,148.70	53,073.92	-	24,926.08	68.04
000-421300	Time Warner-State Franchise	250,000.00	73,763.65	239,697.87	203,145.45	-	46,854.55	81.26
000-421460	AT&T Franchise Fee	150,000.00	(1,022.09)	128,347.49	56,153.51	-	93,846.49	37.44
000-421480	Other Telecom Franchise - ROW	130,000.00	(1,675.15)	95,339.44	45,157.64	-	84,842.36	34.74
000-421500	Solid Waste Franchise Fee	156,000.00	41,299.03	120,208.07	124,480.05	-	31,519.95	79.79
<b>TOTAL Franchises</b>		<b>2,334,000.00</b>	<b>548,535.42</b>	<b>1,688,395.52</b>	<b>1,613,887.60</b>	<b>-</b>	<b>720,112.40</b>	<b>69.15%</b>
<b>Permits</b>								
000-431100	Home Occupation Permit	500.00	70.00	525.00	595.00	-	(95.00)	119.00
000-431205	Bldg Permit-Residential	550,000.00	98,451.50	462,542.50	403,979.50	-	146,020.50	73.45
000-431210	Bldg Permit-Commercial	350,000.00	12,364.00	164,318.00	138,009.00	-	211,991.00	39.43
000-431215	Bldg Permit-General	350,000.00	56,715.50	255,824.50	284,541.00	-	65,459.00	81.30
000-431300	Mobile Home Permit	400.00	100.00	300.00	400.00	-	-	100.00
000-431400	Signs Permit	5,600.00	2,301.00	3,647.00	4,610.00	-	990.00	82.32
000-431500	Food Establishmnt Permit	63,000.00	1,560.00	63,270.00	61,180.00	-	1,820.00	97.11
000-431700	Plumbing Permit	138,950.00	27,460.50	97,919.00	97,312.00	-	41,638.00	70.03
000-431750	Electrical Permit	70,900.00	17,620.00	48,100.00	60,220.00	-	10,680.00	84.94
000-431800	Mechanical Permit	68,300.00	11,400.00	51,640.00	42,740.00	-	25,560.00	62.58
000-431900	Solicitor/Peddler Permit	2,300.00	1,360.00	866.00	1,970.00	-	330.00	85.65
000-431950	Animal/Pet Permit	500.00	-	15.00	-	-	500.00	0.00
000-432000	Cert of Occupancy Prmt	6,300.00	4,450.00	6,100.00	7,900.00	-	(1,600.00)	125.40
000-432100	Security Alarm Permit	43,000.00	13,316.00	29,906.00	27,586.00	-	15,414.00	64.15
000-432300	Grading/Clearing Permit	12,500.00	4,507.00	6,914.18	9,407.00	-	3,093.00	75.26
000-432400	Development Permit	75,000.00	20,537.51	105,468.79	74,315.60	-	684.40	99.09
000-435000	Fire Permit	30,000.00	10,012.00	28,889.50	21,140.50	-	8,859.50	70.47

# CITY OF SCHERTZ

REVENUE REPORT (UNAUDITED)

AS OF: June 30, 2021

101 GENERAL FUND		CURRENT	CURRENT	PRIOR YEAR Y-T-D	Y-T-D ACTUAL	Y-T-D	BUDGET	% OF
REVENUES		BUDGET	QUARTER			ENCUMBRANCE	BALANCE	BUDGET
<b>TOTAL Permits</b>		<b>1,767,250.00</b>	<b>282,225.01</b>	<b>1,326,245.47</b>	<b>1,235,905.60</b>	<b>-</b>	<b>531,344.40</b>	<b>69.93%</b>
<b>Licenses</b>								
000-441000	Alcohol Beverage License	8,100.00	2,602.50	5,470.00	5,697.50	-	2,402.50	70.34
000-441300	Mobile Home License	160.00	-	120.00	80.00	-	80.00	50.00
000-442000	Contractors License	45,600.00	7,300.00	32,940.00	29,500.00	-	16,100.00	64.69
000-444000	Pet License	3,000.00	-	957.00	-	-	3,000.00	0.00
<b>TOTAL Licenses</b>		<b>56,860.00</b>	<b>9,902.50</b>	<b>39,487.00</b>	<b>35,277.50</b>	<b>-</b>	<b>21,582.50</b>	<b>62.04%</b>
<b>Fees</b>								
000-451000	Municipal Court Fines	664,160.00	153,536.18	467,039.01	366,745.08	-	297,414.92	55.22
000-451100	Arrest Fee	25,680.00	3,832.30	15,847.84	11,377.75	-	14,302.25	44.31
000-451110	Expunction Fee	160.00	-	100.00	-	-	160.00	0.00
000-451200	Warrant Fees	73,560.00	20,266.18	52,317.90	39,580.47	-	33,979.53	53.81
000-451220	Officer Jury Fee	400.00	-	91.20	-	-	400.00	0.00
000-451310	Restitution Fee-Local	0.00	-	126.00	102.60	-	(102.60)	0.00
000-451320	Civil Justice Fee-Court	500.00	-	-	-	-	500.00	0.00
000-451340	Judicial Fee-City	3,432.00	204.43	1,378.71	415.70	-	3,016.30	12.11
000-451400	Traffic Fine Costs TTL	12,168.00	1,459.12	7,241.93	4,891.62	-	7,276.38	40.20
000-451510	Juvenile Case Mgmt Fee	28,668.00	1,708.61	11,494.49	3,474.09	-	25,193.91	12.12
000-451520	Truancy Fees	5,352.00	3,227.48	8,571.32	9,994.31	-	(4,642.31)	186.74
000-451530	Local Municipal Jury Fund	400.00	60.23	129.91	191.09	-	208.91	47.77
000-451600	Technology Fund Fee	22,992.00	3,821.77	14,525.71	10,514.22	-	12,477.78	45.73
000-451700	Security Fee	17,244.00	4,010.11	13,364.66	11,516.53	-	5,727.47	66.79
000-451800	Time Payment Fee-City	4,968.00	870.38	3,194.75	1,707.00	-	3,261.00	34.36
000-451850	State Fines 10% Service Fee	38,752.00	5,634.26	25,866.44	21,271.98	-	17,480.02	54.89
000-451900	DPS Payment-Local	5,592.00	1,493.21	3,863.40	3,033.21	-	2,558.79	54.24
000-452000	Child Safety Fee	10,356.00	1,233.52	5,235.42	4,217.63	-	6,138.37	40.73
000-452100	Platting Fees	59,000.00	16,000.00	22,250.00	33,500.00	-	25,500.00	56.78
000-452200	Site Plan Fee	36,000.00	7,500.00	6,000.00	14,000.00	-	22,000.00	38.89
000-452300	Plan Check Fee	625,000.00	71,201.50	418,741.75	366,836.00	-	258,164.00	58.69
000-452320	Tree Mitigation Admin Fee	15,000.00	97.50	10,707.30	38,737.50	-	(23,737.50)	258.25
000-452400	BOA/Variance Fees	5,000.00	500.00	1,000.00	1,500.00	-	3,500.00	30.00
000-452600	Specific Use/Zone Chng Fee	18,000.00	5,000.00	21,089.80	26,300.00	-	(8,300.00)	146.11
000-452710	Zoning Ltr & Dev Rights	1,950.00	450.00	2,400.00	2,100.00	-	(150.00)	107.69
000-453100	Reinspection Fees	190,000.00	44,750.00	149,275.50	130,050.00	-	59,950.00	68.45
000-453110	Swim Pool Inspection Fee	2,500.00	2,860.00	2,090.00	2,860.00	-	(360.00)	114.40
000-453200	Lot Abatement	5,000.00	-	6,028.54	1,825.00	-	3,175.00	36.50

# CITY OF SCHERTZ

## REVENUE REPORT (UNAUDITED)

AS OF: June 30, 2021

101 GENERAL FUND REVENUES		CURRENT BUDGET	CURRENT QUARTER	PRIOR YEAR Y-T-D	Y-T-D ACTUAL	Y-T-D ENCUMBRANCE	BUDGET BALANCE	% OF BUDGET
000-453211	Admin Fee-Inspections	18,600.00	1,600.00	9,200.00	2,600.00	-	16,000.00	13.98
000-453310	Misc Inspection Fees	0.00	-	300.00	-	-	-	0.00
000-453710	Foster Care	500.00	100.00	350.00	300.00	-	200.00	60.00
000-454200	Pool Gate Admission Fee	24,000.00	9,712.48	4,735.00	9,712.48	-	14,287.52	40.47
000-454300	Seasonal Pool Pass Fee	5,000.00	6,480.00	1,290.00	6,480.00	-	(1,480.00)	129.60
000-456120	Senior Center Meal Fee	20,000.00	4,015.74	15,511.82	20,875.89	-	(875.89)	104.38
000-456500	HAZ MAT Fees	5,000.00	-	-	-	-	5,000.00	0.00
000-456600	Fire Re-inspection Fee	1,000.00	100.00	400.00	300.00	-	700.00	30.00
000-458000	Sale of General Fixed Assets	20,000.00	-	-	-	-	20,000.00	0.00
000-458100	Sale of Merchandise	0.00	-	360.00	90.00	-	(90.00)	0.00
000-458110	Sale of Mdse - GovDeals	80,000.00	96,741.00	26,366.20	152,698.84	-	(72,698.84)	190.87
000-458350	Gain on Sale of Fixed Assets	0.00	-	-	3,800.00	-	(3,800.00)	0.00
000-458400	Civic Center Rental Fees	130,900.00	6,830.00	6,125.00	9,130.00	-	121,770.00	6.97
000-458401	Capital Recovery Fee-Civic C	0.00	6,275.00	11,150.00	6,575.00	-	(6,575.00)	0.00
000-458402	Civic Center Ancillary Fees	0.00	10.00	200.00	10.00	-	(10.00)	0.00
000-458450	North Center Rental Fees	14,000.00	11,975.00	11,325.00	20,162.50	-	(6,162.50)	144.02
000-458460	Senior Center Rental	7,000.00	-	3,500.00	-	-	7,000.00	0.00
000-458500	Community Center Rental Fees	23,800.00	10,302.00	15,088.25	21,624.00	-	2,176.00	90.86
000-458501	Community Center Service Fees	0.00	100.00	500.00	350.00	-	(350.00)	0.00
000-458510	Grand Ballroom Rental Fees	0.00	39,726.25	87,086.25	44,270.00	-	(44,270.00)	0.00
000-458520	Cut-Off Hall Rental Fees	0.00	6,062.50	12,161.25	4,566.25	-	(4,566.25)	0.00
000-458530	Conference Hall Rental Fees	0.00	-	1,787.50	506.25	-	(506.25)	0.00
000-458540	Bluebonnet Hall Rental Fees	0.00	15,406.25	22,151.25	17,355.00	-	(17,355.00)	0.00
000-458550	Pavilion Rental Fees	20,000.00	10,105.00	4,300.00	15,837.50	-	4,162.50	79.19
000-458560	Chamber of Comm Rent	7,500.00	1,950.00	5,850.00	5,850.00	-	1,650.00	78.00
000-458570	Non-Resident SYSA League	10,000.00	-	8,590.00	5,990.00	-	4,010.00	59.90
000-458580	HOA Meeting Rental Fees	0.00	150.00	975.00	750.00	-	(750.00)	0.00
000-458581	Funeral Reception Rental Fees	0.00	300.00	600.00	675.00	-	(675.00)	0.00
000-458582	Quality of Life Rental Fees	0.00	2,340.00	4,380.00	5,775.00	-	(5,775.00)	0.00
000-458590	Cancellation Fees-Event Rental	0.00	400.00	5,795.00	1,250.00	-	(1,250.00)	0.00
000-458650	NonResident User Fee-BVYA	10,000.00	5,520.00	6.00	12,600.00	-	(2,600.00)	126.00
000-458660	BVYA Utility Reimbursement	15,000.00	3,900.00	-	14,738.38	-	261.62	98.26
000-458670	SYSA Utility Reimbursement	7,500.00	-	4,493.68	-	-	7,500.00	0.00
000-458675	Lions Futbol Utility Reimbrsmt	10,000.00	-	12,582.00	15,548.00	-	(5,548.00)	155.48
000-458685	Recreation Programs	1,000.00	-	-	-	-	1,000.00	0.00
000-458685.00	Rec Prgm-Kickball Leagues	2,600.00	3,650.00	744.00	3,650.00	-	(1,050.00)	140.38
000-458700	Vehicle Impoundment	10,000.00	2,800.00	8,520.00	8,220.00	-	1,780.00	82.20

# CITY OF SCHERTZ

## REVENUE REPORT (UNAUDITED)

AS OF: June 30, 2021

		CURRENT BUDGET	CURRENT QUARTER	PRIOR YEAR Y-T-D	Y-T-D ACTUAL	Y-T-D ENCUMBRANCE	BUDGET BALANCE	% OF BUDGET
<b>101 GENERAL FUND</b>								
<b>REVENUES</b>								
000-459200	NSF Check Fee	100.00	-	125.00	-	-	100.00	0.00
000-459300	Notary Fee	100.00	12.00	30.00	54.00	-	46.00	54.00
000-459400	Maps,Copies,UDC & Misc Fees	0.00	-	5.00	-	-	-	0.00
000-459600	Animal Adoption Fee	12,000.00	3,265.00	10,655.00	7,400.00	-	4,600.00	61.67
000-459700	Pet Impoundment Fee	5,000.00	2,220.00	8,321.38	6,436.00	-	(1,436.00)	128.72
000-459800	Police Reports Fee	5,800.00	1,008.00	3,850.30	4,986.03	-	813.97	85.97
<b>TOTAL Fees</b>		<b>2,338,234.00</b>	<b>602,773.00</b>	<b>1,579,381.46</b>	<b>1,537,907.90</b>	<b>-</b>	<b>800,326.10</b>	<b>65.77%</b>
<b>Fines</b>								
000-463000	Library Fines	11,000.00	2,766.30	5,962.60	5,731.80	-	5,268.20	52.11
<b>TOTAL Fines</b>		<b>11,000.00</b>	<b>2,766.30</b>	<b>5,962.60</b>	<b>5,731.80</b>	<b>-</b>	<b>5,268.20</b>	<b>52.11%</b>
<b>Inter-Jurisdictional</b>								
000-473100	Bexar Co - Fire	21,077.00	-	21,077.76	21,077.76	-	(0.76)	100.00
000-473200	City of Seguin-Fire Contract	30,107.00	8,363.28	22,580.82	25,089.84	-	5,017.16	83.34
000-473300	Guadalupe Co-Library	203,191.00	33,865.16	180,960.00	152,393.22	-	50,797.78	75.00
000-473400	Randolph AFB-Animal Control	500.00	-	-	-	-	500.00	0.00
000-474200	Library Services-Cibolo	40,000.00	-	40,030.00	40,000.00	-	-	100.00
000-474210	Library Services-Selma	26,000.00	-	26,505.00	25,020.00	-	980.00	96.23
000-474400	Dispatch Service-Cibolo	166,000.00	83,000.00	120,000.00	83,000.00	-	83,000.00	50.00
000-474600	School Crossing Guard-Bexar Co	36,000.00	12,229.62	28,549.76	29,895.97	-	6,104.03	83.04
000-474610	School Cross Guard-Guadalupe C	41,000.00	13,662.13	31,012.53	34,290.03	-	6,709.97	83.63
000-474620	School Crossing Guards - Comal	0.00	1,812.57	-	1,812.57	-	(1,812.57)	0.00
000-474700	School Officer Funding	453,050.00	271,830.00	88,400.00	271,830.00	-	181,220.00	60.00
000-474750	Crime Victim Liaison Agreement	50,000.00	-	50,000.00	25,000.00	-	25,000.00	50.00
<b>TOTAL Inter-Jurisdictional</b>		<b>1,066,925.00</b>	<b>424,762.76</b>	<b>609,115.87</b>	<b>709,409.39</b>	<b>-</b>	<b>357,515.61</b>	<b>66.49%</b>
<b>Fund Transfers</b>								
000-480000	Indirect Costs-EMS	182,600.00	45,670.50	134,325.00	137,011.50	-	45,588.50	75.03
000-480100	Indirect Costs-Hotel/Motel	72,464.00	18,116.01	55,821.01	54,348.07	-	18,115.93	75.00
000-481000	Transfer In - Reserves	2,738,283.00	-	-	-	-	2,738,283.00	0.00
000-485000	Interfund Charges-Drainage-5%	285,506.00	71,376.51	182,333.50	214,129.53	-	71,376.47	75.00
000-486000	Interfund Chrges-Admin W&S	1,450,827.00	362,706.75	1,038,749.99	1,088,120.21	-	362,706.79	75.00
000-486202	Transfer In-Water&Sewer Fund	4,000.00	-	-	-	-	4,000.00	0.00
000-486203	Transfer In-EMS	4,000.00	-	-	-	-	4,000.00	0.00
000-486204	Transfer In-Drainage	1,000.00	-	-	-	-	1,000.00	0.00
000-487000	Interfund Charges-Fleet	398,618.00	99,416.52	270,500.26	298,249.60	-	100,368.40	74.82
000-488000	Interfund Charges-4B	503,717.00	252,334.50	461,636.00	504,669.00	-	(952.00)	100.19
000-489000	Transfer In	86,000.00	-	-	-	-	86,000.00	0.00

# CITY OF SCHERTZ

## REVENUE REPORT (UNAUDITED)

AS OF: June 30, 2021

101 GENERAL FUND REVENUES	CURRENT BUDGET	CURRENT QUARTER	PRIOR YEAR Y-T-D	Y-T-D ACTUAL	Y-T-D ENCUMBRANCE	BUDGET BALANCE	% OF BUDGET
<b>TOTAL Fund Transfers</b>	<b>5,727,015.00</b>	<b>849,620.79</b>	<b>2,143,365.76</b>	<b>2,296,527.91</b>	<b>-</b>	<b>3,430,487.09</b>	<b>40.10%</b>
<b>Miscellaneous</b>							
000-491000 Interest Earned	15,000.00	1,705.38	24,580.31	5,361.73	-	9,638.27	35.74
000-491200 Investment Income	120,000.00	11,426.77	228,709.04	43,994.74	-	76,005.26	36.66
000-491900 Unrealized Gain/Loss-CapOne	0.00	(8,095.29)	29,570.36	(24,950.85)	-	24,950.85	0.00
000-493000 Donations-Others	0.00	-	100.00	500.00	-	(500.00)	0.00
000-493120 Donations-Public Library	10,000.00	10.75	2,162.75	1,690.50	-	8,309.50	16.91
000-493400 Donations-Animal Control	5,000.00	295.00	3,778.00	2,335.00	-	2,665.00	46.70
000-493401 Donations-A/C Microchip	0.00	325.00	915.00	940.00	-	(940.00)	0.00
000-493460 Donations- Parks	10,000.00	-	500.00	-	-	10,000.00	0.00
000-493465 Donations-Senior Center	10,000.00	200.00	5,908.37	465.00	-	9,535.00	4.65
000-493502 Donations-PD	0.00	-	200.00	450.00	-	(450.00)	0.00
000-493503 Donation-Fire Rescue	0.00	-	2,150.00	800.00	-	(800.00)	0.00
000-493618 Donation - Veteran's Memorial	0.00	375.00	375.00	1,425.00	-	(1,425.00)	0.00
000-493700 July 4th Activities	26,000.00	14,876.00	235.00	14,876.00	-	11,124.00	57.22
000-493701 Proceeds-Holidazzle	12,500.00	-	12,320.00	3,290.00	-	9,210.00	26.32
000-493704 Moving on Main	4,000.00	500.00	100.00	9,950.00	-	(5,950.00)	248.75
000-494481 LawEnforcemtOfficersStd&	5,000.00	-	5,081.86	4,489.49	-	510.51	89.79
000-494482 Grants-Police, Fire, Gen Fund	2,500.00	-	-	541.11	-	1,958.89	21.64
000-495100 Mobile Stage Rental Fees	2,100.00	(550.00)	1,550.00	-	-	2,100.00	0.00
000-497000 Misc Income-Gen Fund	40,000.00	40,396.65	51,925.90	167,197.99	-	(127,197.99)	417.99
000-497005 Schertz Magazine Advertising	120,000.00	44,450.00	98,925.00	117,961.62	-	2,038.38	98.30
000-497100 Misc Income-Police	9,000.00	1,732.26	7,187.73	8,581.52	-	418.48	95.35
000-497200 Misc Income-Library	4,500.00	691.40	2,233.20	1,661.40	-	2,838.60	36.92
000-497210 Misc Income-Library Copier	18000.00	2,344.50	9,485.35	5,191.30	-	12,808.70	28.84
000-497300 Misc Income-Animal Control	0.00	283.50	-	683.50	-	(683.50)	0.00
000-497400 Misc Income-Streets Dept	30000.00	7,364.91	13,767.80	13,626.67	-	16,373.33	45.42
000-497460 Misc Income-Parks	0.00	-	84.00	360.00	-	(360.00)	0.00
000-497500 Misc Income-TML Ins. Claims	25,000.00	4,684.52	22,007.51	6,946.19	-	18,053.81	27.78
000-497550 Misc Income-TML WC Reimbursmnt	10,000.00	8,825.71	4,886.86	25,795.60	-	(15,795.60)	257.96
000-497600 Misc Income-Vending Mach	2,500.00	98.20	1,003.44	290.57	-	2,209.43	11.62
000-497610 Misc Income-Muni Court	0.00	0.01	0.02	0.01	-	(0.01)	0.00
000-498000 Reimbursmnt-Gen Fund	20,000.00	-	47,542.00	-	-	20,000.00	0.00
000-498105 Reimbursmt Police OT-DEA	18,000.00	11,760.03	23,172.02	36,074.58	-	(18,074.58)	200.41
000-498110 Reimburmnt Fire-Emg Acti-OT	100,000.00	-	72,533.39	40,312.45	-	59,687.55	40.31
000-498150 Reimbursement - Library	13,000.00	-	13,509.00	8,598.66	-	4,401.34	66.14
<b>TOTAL Miscellaneous</b>	<b>632,100.00</b>	<b>143,700.30</b>	<b>686,498.91</b>	<b>499,439.78</b>	<b>-</b>	<b>132,660.22</b>	<b>79.01%</b>

# CITY OF SCHERTZ

REVENUE REPORT (UNAUDITED)

AS OF: June 30, 2021

<b>101 GENERAL FUND REVENUES</b>	<b>CURRENT BUDGET</b>	<b>CURRENT QUARTER</b>	<b>PRIOR YEAR Y-T-D</b>	<b>Y-T-D ACTUAL</b>	<b>Y-T-D ENCUMBRANCE</b>	<b>BUDGET BALANCE</b>	<b>% OF BUDGET</b>
<b>TOTAL REVENUES</b>	<b>39,131,934.00</b>	<b>6,907,090.01</b>	<b>29,316,389.75</b>	<b>31,409,400.56</b>	<b>-</b>	<b>7,722,533.44</b>	<b>80.27%</b>

**GENERAL FUND**  
**CASH IN BANK AND INVESTMENTS**

AS OF: June 30, 2021

Cash in Bank

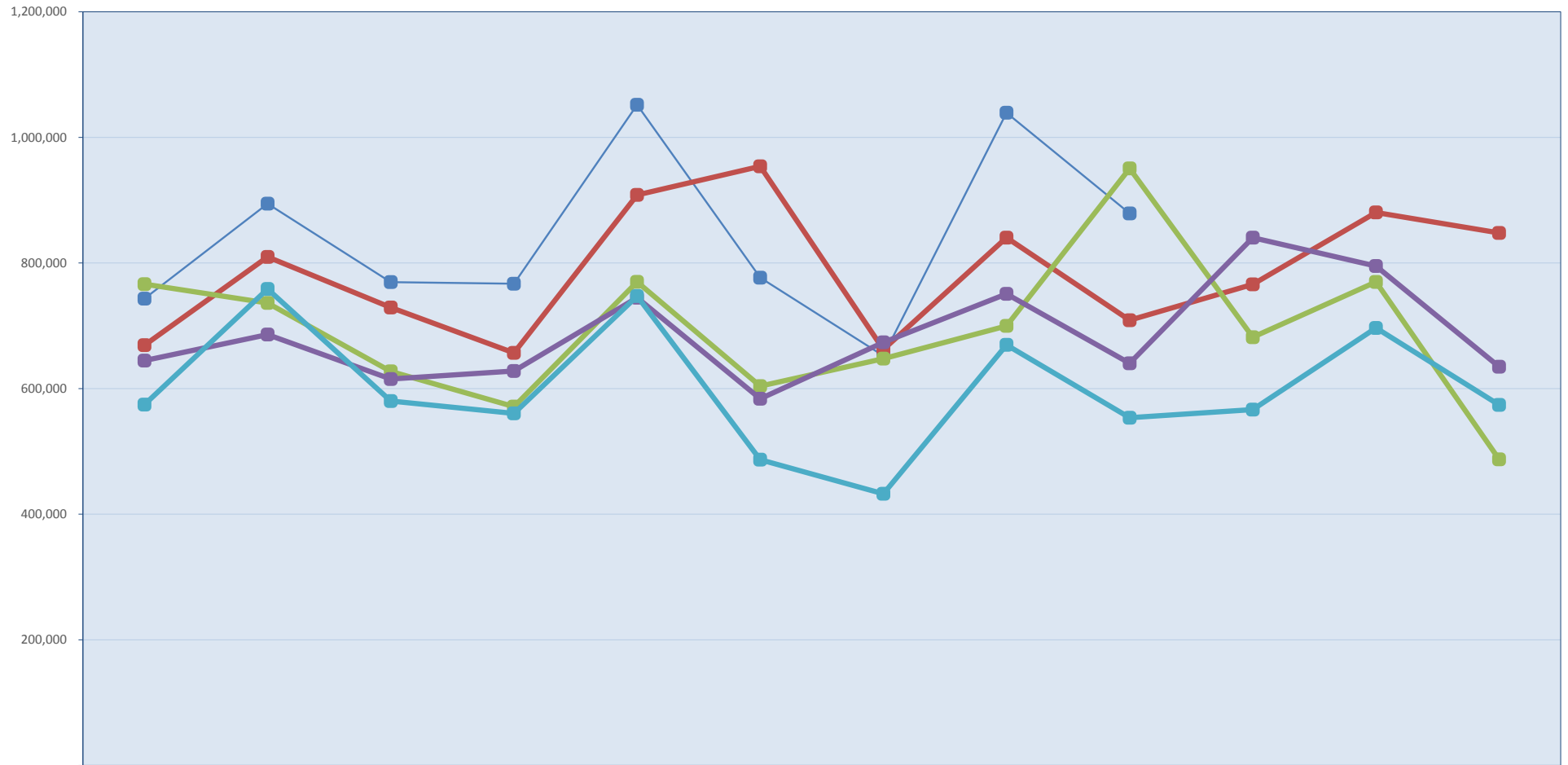
Claim on Operating Cash Pool-Checking	\$ 843,325.06
---------------------------------------	---------------

Cash in Investments

LOGIC Investment-General Fund	13,108,512.88
LOGIC Investment-Equip Replacement	79,098.59
LOGIC Investment-Veh Replacement	533,344.36
LOGIC Investment-Air Condi Replacment	290,250.09
BBVA CD Investment	1,049,696.40
CAPITAL ONE Investment-General Fund	<u>1,464,107.25</u>

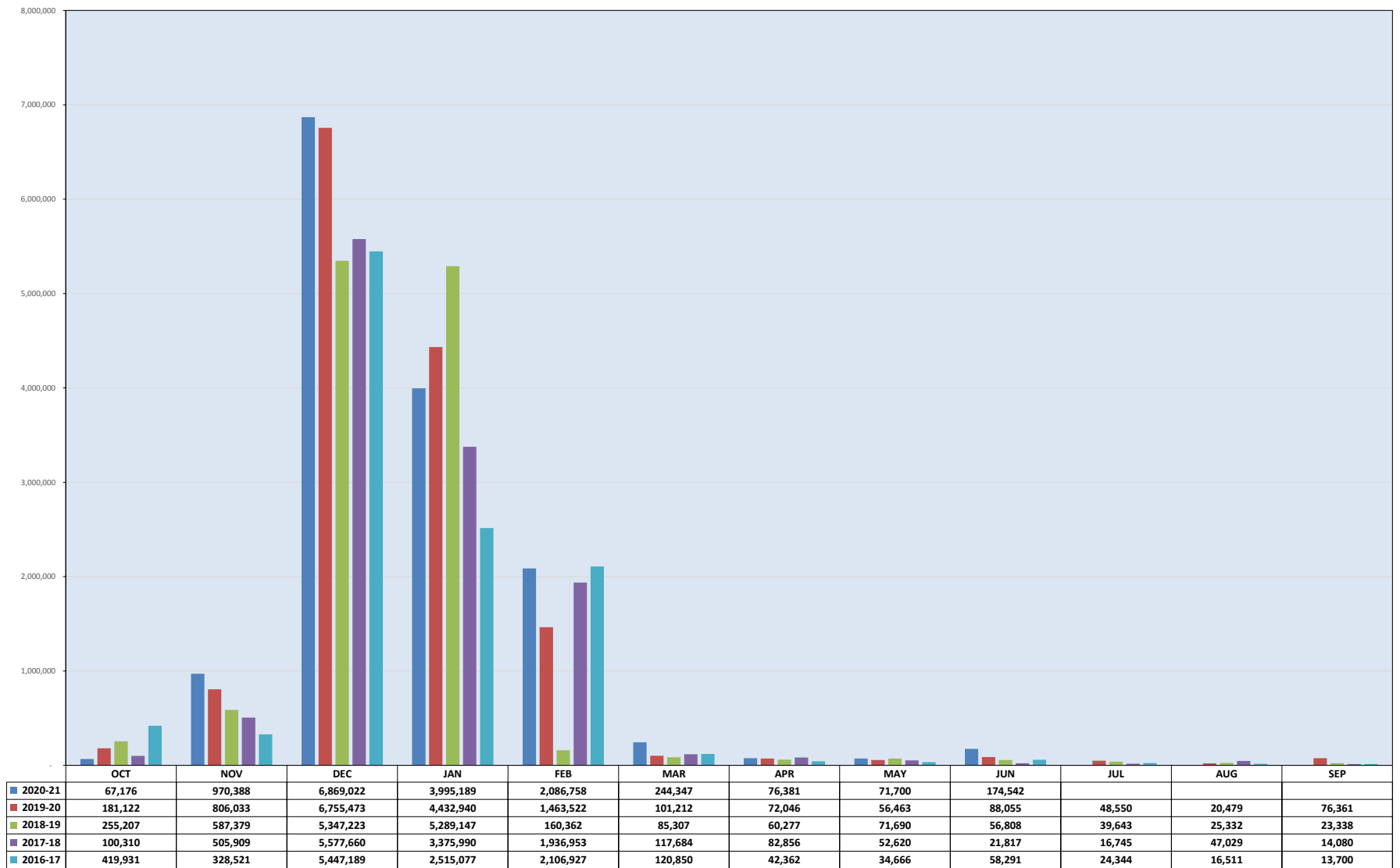
<b>Total Cash in Bank &amp; Investments</b>	<b><u>\$ 17,368,334.63</u></b>
---	--------------------------------

# Sales Tax-General Fund

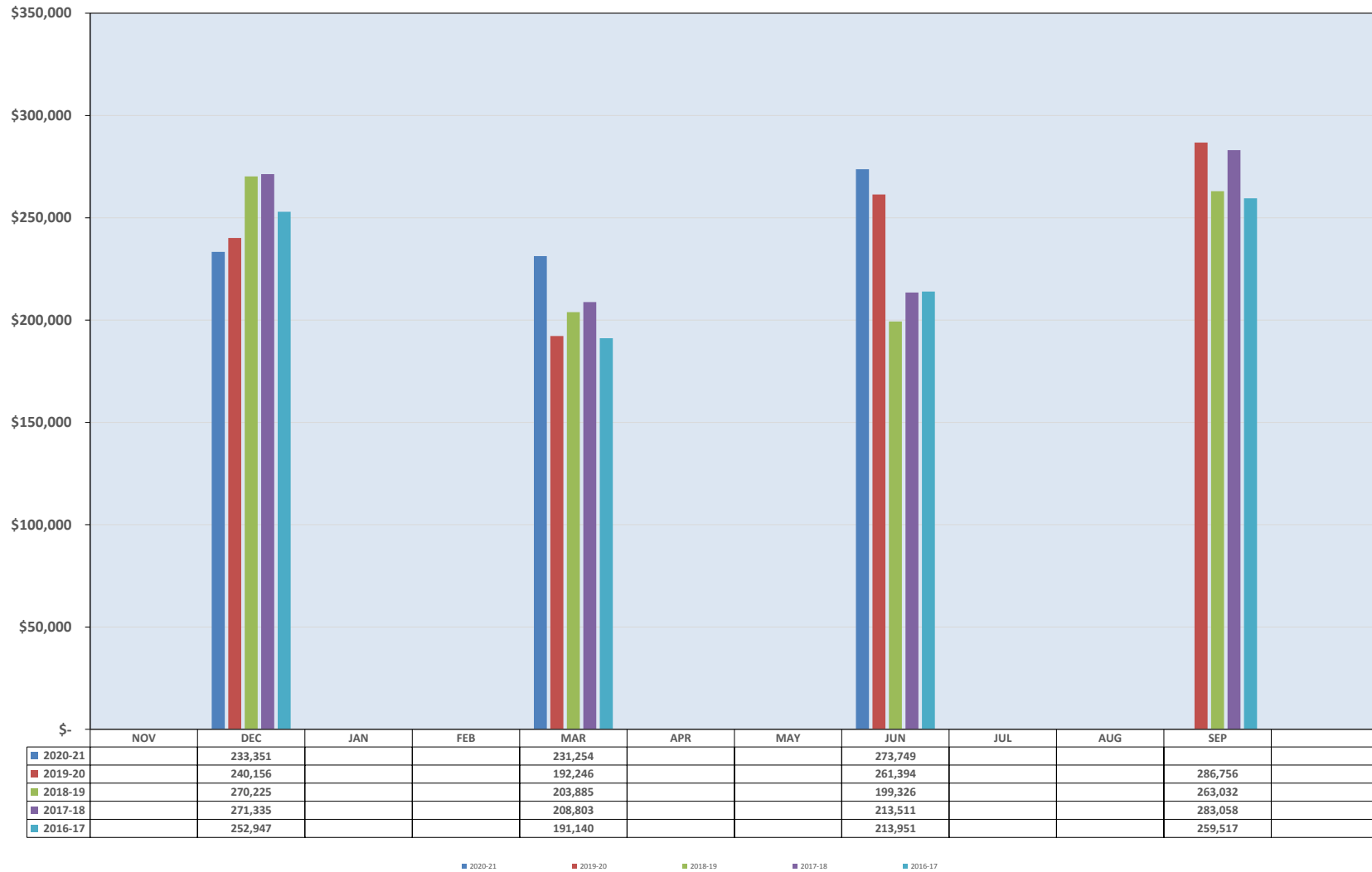


	OCT	NOV	DEC	JAN	FEB	MAR	APR	MAY	JUN	JUL	AUG	SEP
2020-21	743,235	894,399	769,523	766,917	1,051,843	776,582	652,217	1,039,235	878,852			
2019-20	669,061	809,661	729,135	656,810	908,377	953,913	662,240	840,330	708,822	765,963	880,492	847,850
2018-19	766,254	736,285	627,360	571,251	769,881	603,905	647,650	699,759	950,507	681,755	769,754	487,275
2017-18	644,584	686,048	615,170	627,981	744,714	583,818	673,567	750,755	640,283	840,254	795,116	634,780
2016-17	574,470	758,598	580,171	560,431	747,281	486,739	432,444	669,542	553,540	566,565	696,536	573,973

# ADVALOREM TAX



# CITY PUBLIC SERVICE



**CITY OF SCHERTZ**  
 REVENUE AND EXPENSE REPORT (UNAUDITED)  
 AS OF: June 30, 2021

<b>106-SPECIAL EVENTS FUND</b>	CURRENT BUDGET	CURRENT QUARTER	PRIOR YEAR Y-T-D	Y-T-D ACTUAL	Y-T-D ENCUMBRANCE	BUDGET BALANCE	% OF BUDGET
<u>FINANCIAL SUMMARY</u>							
<u>REVENUE SUMMARY</u>							
Miscellaneous	32,100.00	8,987.35	45,116.53	43,671.54	-	(11,571.54)	136.05
<b>TOTAL REVENUES</b>	<b>32,100.00</b>	<b>8,987.35</b>	<b>45,116.53</b>	<b>43,671.54</b>	<b>-</b>	<b>(11,571.54)</b>	<b>136.05%</b>
<u>EXPENDITURE SUMMARY</u>							
<u>GENERAL GOVERNMENT</u>							
<u>CULTURAL</u>							
KICK CANCER	10,000.00	2,273.74	5,121.38	4,283.74	-	5,716.26	42.84
SWEETHEART EVENT	0.00	-	(1,950.00)	-	-	-	-
HAL BALDWIN SCHOLARSHIP	22,100.00	5,013.40	11,866.50	16,631.75	-	5,468.25	75.26
<b>TOTAL CULTURAL</b>	<b>32,100.00</b>	<b>7,287.14</b>	<b>16,998.68</b>	<b>20,915.49</b>	<b>-</b>	<b>11,184.51</b>	<b>65.16%</b>
<b>TOTAL EXPENDITURES</b>	<b>32,100.00</b>	<b>7,287.14</b>	<b>16,998.68</b>	<b>20,915.49</b>	<b>-</b>	<b>11,184.51</b>	<b>65.16%</b>
<b>REVENUE OVER(UNDER) EXPEND</b>	<b>0.00</b>	<b>1,700.21</b>	<b>28,117.85</b>	<b>22,756.05</b>	<b>-</b>	<b>(22,756.05)</b>	

# CITY OF SCHERTZ

REVENUE REPORT (UNAUDITED)

AS OF: June 30, 2021

		CURRENT BUDGET	CURRENT QUARTER	PRIOR YEAR Y-T-D	Y-T-D ACTUAL	Y-T-D ENCUMBRANCE	BUDGET BALANCE	% OF BUDGET
<b>106-SPECIAL EVENTS FUND</b>								
<b>REVENUES</b>								
<u>Fund Transfers</u>								
<u>Miscellaneous</u>								
000-491200	Investment Income	0.00	3.35	200.74	15.54	-	(15.54)	0.00
000-492200	Kick Cancer	10,000.00	-	9,537.79	2,795.00	-	7,205.00	27.95
000-493000	July 4th Activities	0.00	11,425.00	-	11,425.00	-	(11,425.00)	0.00
000-493621	Hal Baldwin Scholarship	22,100.00	-	24,350.00	28,980.00	-	(6,880.00)	131.13
000-497000	Misc Income - Special Events	0.00	(2,441.00)	11,028.00	456.00	-	(456.00)	0.00
<b>TOTAL Miscellaneous</b>		<b>32,100.00</b>	<b>8,987.35</b>	<b>45,116.53</b>	<b>43,671.54</b>	<b>-</b>	<b>(11,571.54)</b>	<b>136.05%</b>
<b>TOTAL REVENUES</b>		<b>32,100.00</b>	<b>8,987.35</b>	<b>45,116.53</b>	<b>43,671.54</b>	<b>-</b>	<b>(11,571.54)</b>	<b>136.05%</b>

**SPECIAL EVENTS FUND**  
**CASH IN BANK AND INVESTMENTS**

AS OF: June 30, 2021

Cash in Bank	Current
Claim on Operating Cash Pool-Checking	\$ 116,151.02
Cash in Investments	
Texas Class- Special Events	<u>18,045.99</u>
<b>Total Cash in Bank &amp; Investments</b>	<b><u>\$ 134,197.01</u></b>

**CITY OF SCHERTZ**  
 REVENUE AND EXPENSE REPORT (UNAUDITED)  
 AS OF: June 30, 2021

	CURRENT BUDGET	CURRENT QUARTER	PRIOR YEAR Y-T-D	Y-T-D ACTUAL	Y-T-D ENCUMBRANCE	BUDGET BALANCE	% OF BUDGET
<b>110-PEG FUND</b>							
<b>FINANCIAL SUMMARY</b>							
<u>REVENUE SUMMARY</u>							
Franchises	90,000.00	15,003.89	60,605.89	58,260.65	-	31,739.35	64.73
Fund Transfers	95,500.00	-	-	-	-	95,500.00	-
<b>TOTAL REVENUES</b>	<b>185,500.00</b>	<b>15,003.89</b>	<b>60,605.89</b>	<b>58,260.65</b>	<b>-</b>	<b>127,239.35</b>	<b>31.41%</b>
<u>EXPENDITURE SUMMARY</u>							
<u>Projects</u>							
Capital Outlay	185,500.00	-	-	-	-	185,500.00	-
<b>TOTAL MISC &amp; PROJECTS</b>	<b>185,500.00</b>	<b>-</b>	<b>-</b>	<b>-</b>	<b>-</b>	<b>185,500.00</b>	<b>0.00%</b>
<b>TOTAL EXPENDITURES</b>	<b>185,500.00</b>	<b>-</b>	<b>-</b>	<b>-</b>	<b>-</b>	<b>185,500.00</b>	<b>0.00%</b>
<b>REVENUE OVER(UNDER) EXPEND</b>	<b>0.00</b>	<b>15,003.89</b>	<b>60,605.89</b>	<b>58,260.65</b>	<b>-</b>	<b>(58,260.65)</b>	

# CITY OF SCHERTZ

## REVENUE REPORT (UNAUDITED)

AS OF: June 30, 2021

		CURRENT BUDGET	CURRENT QUARTER	PRIOR YEAR Y-T-D	Y-T-D ACTUAL	Y-T-D ENCUMBRANCE	BUDGET BALANCE	% OF BUDGET
<b>110-PEG FUND</b>								
<b>REVENUES</b>								
<u>Franchises</u>								
000-421350	Time Warner - PEG Fee	60,000.00	15,003.89	47,678.13	30,564.59	-	29,435.41	50.94
000-421465	AT&T PEG Fee	30,000.00	-	12,927.76	27,696.06	-	2,303.94	92.32
<b>TOTAL Franchises</b>		<b>90,000.00</b>	<b>15,003.89</b>	<b>60,605.89</b>	<b>58,260.65</b>	<b>-</b>	<b>31,739.35</b>	<b>64.73%</b>
<u>Fund Transfers</u>								
000-481000	Transfer In - Reserves	95,500.00	-	-	-	-	95,500.00	0.00
<b>TOTAL Fund Transfers</b>		<b>95,500.00</b>	<b>-</b>	<b>-</b>	<b>-</b>	<b>-</b>	<b>95,500.00</b>	<b>0.00%</b>
<u>Miscellaneous</u>								
<b>TOTAL REVENUES</b>		<b>185,500.00</b>	<b>15,003.89</b>	<b>60,605.89</b>	<b>58,260.65</b>	<b>-</b>	<b>127,239.35</b>	<b>31.41%</b>

**PEG FUND**  
**CASH IN BANK AND INVESTMENTS**

AS OF: June 30, 2021

Cash in Bank

    Cash Balance

\$ 925,968.68

**Total Cash in Bank & Investments**

**\$ 925,968.68**

**CITY OF SCHERTZ**  
 REVENUE AND EXPENSE REPORT (UNAUDITED)  
 AS OF: June 30, 2021

	CURRENT BUDGET	CURRENT QUARTER	PRIOR YEAR Y-T-D	Y-T-D ACTUAL	Y-T-D ENCUMBRANCE	BUDGET BALANCE	% OF BUDGET
<b>202-WATER &amp; SEWER</b>							
<b>FINANCIAL SUMMARY</b>							
<b>REVENUE SUMMARY</b>							
Franchises	238,750.00	78,564.23	261,991.81	294,413.42	-	(55,663.42)	123.31
Permits	0.00	-	3,000.00	-	-	-	-
Fees	24,803,500.00	6,534,042.09	18,656,837.95	18,539,200.59	-	6,264,299.41	74.74
Fund Transfers	801,050.00	36,600.00	109,800.00	134,803.98	-	666,246.02	16.83
Miscellaneous	315,718.00	78,207.39	310,442.17	268,674.67	-	47,043.33	85.10
<b>TOTAL REVENUES</b>	<b>26,159,018.00</b>	<b>6,727,413.71</b>	<b>19,342,071.93</b>	<b>19,237,092.66</b>	<b>-</b>	<b>6,921,925.34</b>	<b>73.54%</b>
<b>EXPENDITURE SUMMARY</b>							
<b>NON DEPARTMENTAL</b>							
Fund Charges/Transfers	600000.00	600,000.00	-	619,745.69	-	(19,745.69)	103.29
<b>TOTAL NON DEPARTMENTAL</b>	<b>600000.00</b>	<b>600,000.00</b>	<b>-</b>	<b>619,745.69</b>	<b>-</b>	<b>(19,745.69)</b>	<b>103.29%</b>
<b>BUSINESS OFFICE</b>							
Personnel Services	500,021.00	138,304.20	365,020.85	384,015.05	-	116,005.95	76.80
Supplies	5,100.00	14,389.58	2,350.69	134,110.80	-	(129,010.80)	2,629.62
City Support Services	5,000.00	-	42,900.26	33,151.19	-	(28,151.19)	663.02
Utility Services	9,200.00	2,582.95	6,720.94	6,795.75	-	2,404.25	73.87
Operations Support	120,500.00	24,593.20	67,248.13	69,787.18	415.88	50,296.94	58.26
Staff Support	6,400.00	370.54	3,235.83	1,985.82	-	4,414.18	31.03
Professional Services	253,000.00	66,829.10	170,913.18	181,489.53	-	71,510.47	71.73
Maintenance Services	5,040.00	1,260.00	3,360.00	3,780.00	1,260.00	-	100.00
Operating Equipment	600.00	-	430.40	-	-	600.00	-
Capital Outlay	0.00	-	19,804.50	-	-	-	-
<b>TOTAL BUSINESS OFFICE</b>	<b>904,861.00</b>	<b>248,329.57</b>	<b>681,984.78</b>	<b>815,115.32</b>	<b>1,675.88</b>	<b>88,069.80</b>	<b>90.27%</b>
<b>W &amp; S ADMINISTRATION</b>							
Personnel Services	1,553,559.00	485,124.43	1,250,338.30	1,461,496.78	-	92,062.22	94.07
Supplies	187,500.00	6,494.80	156,727.25	43,202.23	5,876.28	138,421.49	26.18
City Support Services	166,535.00	1,156.71	62,356.26	67,234.24	-	99,300.76	40.37
Utility Services	3,630,450.00	943,016.06	2,573,180.41	2,681,436.13	900.00	948,113.87	73.88
Operations Support	11,300.00	2,706.41	8,377.27	6,685.39	803.14	3,811.47	66.27
Staff Support	39,500.00	6,051.51	31,780.83	22,452.91	150.83	16,896.26	57.22
City Assistance	500.00	80.00	76.00	80.00	40.00	380.00	24.00
Professional Services	444,015.00	122,083.41	324,387.84	351,900.57	35,330.32	56,784.11	87.21
Fund Charges/Transfers	6,470,624.00	1,468,931.27	4,874,342.53	5,164,334.28	-	1,306,289.72	79.81
Maintenance Services	9,166,090.00	2,662,393.77	5,247,721.77	6,875,925.33	82,116.43	2,208,048.24	75.91
Other Costs	40,000.00	1,564.27	36,605.45	39,999.99	-	0.01	100.00
Debt Service	2,106,932.00	-	1,551,501.10	1,575,649.23	203,937.50	327,345.27	84.46
Rental/Leasing	4,500.00	36,480.87	106,952.44	79,568.01	-	(75,068.01)	1,768.18

# CITY OF SCHERTZ

REVENUE AND EXPENSE REPORT (UNAUDITED)

AS OF: June 30, 2021

	CURRENT BUDGET	CURRENT QUARTER	PRIOR YEAR Y-T-D	Y-T-D ACTUAL	Y-T-D ENCUMBRANCE	BUDGET BALANCE	% OF BUDGET
<b>202-WATER &amp; SEWER</b>							
<b>FINANCIAL SUMMARY</b>							
Operating Equipment	8,000.00	2,684.78	8,610.73	3,858.84	778.55	3,362.61	57.97
Capital Outlay	146,887.00	48,627.00	34,513.60	48,627.00	-	98,260.00	33.11
<b>TOTAL PUBLIC WORKS</b>	<b>23,976,392.00</b>	<b>5,787,395.29</b>	<b>16,267,471.78</b>	<b>18,422,450.93</b>	<b>329,933.05</b>	<b>5,224,008.02</b>	<b>78.21%</b>
<b>MISC &amp; PROJECTS</b>							
<b>PROJECTS</b>							
Professional Services	0.00	3,950.00	16,722.50	7,882.50	4,774.00	(12,656.50)	-
Maintenance Services	0.00	-	122,784.14	762,716.86	20,137.00	(782,853.86)	-
<b>SEWER PROJECT</b>							
<b>TOTAL EXPENDITURES</b>	<b>25,481,253.00</b>	<b>6,639,674.86</b>	<b>17,088,963.20</b>	<b>20,627,911.30</b>	<b>356,519.93</b>	<b>4,496,821.77</b>	<b>82.35%</b>
<b>** REVENUE OVER(UNDER)EXPENSES **</b>	<b>677,765.00</b>	<b>87,738.85</b>	<b>2,253,108.73</b>	<b>(1,390,818.64)</b>	<b>(356,519.93)</b>	<b>2,425,103.57</b>	

**CITY OF SCHERTZ**  
**REVENUE REPORT (UNAUDITED)**  
AS OF: June 30, 2021

<b>202-WATER &amp; SEWER REVENUES</b>		<b>CURRENT BUDGET</b>	<b>CURRENT QUARTER</b>	<b>PRIOR YEAR Y-T-D</b>	<b>Y-T-D ACTUAL</b>	<b>Y-T-D ENCUMBRANCE</b>	<b>BUDGET BALANCE</b>	<b>% OF BUDGET</b>
<u>Franchises</u>								
000-421490	Cell Tower Leasing	238,750.00	78,564.23	261,991.81	294,413.42	-	(55,663.42)	123.31
<b>TOTAL Franchises</b>		<b>238,750.00</b>	<b>78,564.23</b>	<b>261,991.81</b>	<b>294,413.42</b>	<b>-</b>	<b>(55,663.42)</b>	<b>123.31%</b>
<u>Permits</u>								
000-436010	Network Nodes	0.00	-	3,000.00	-	-	-	0.00%
<b>TOTAL Permits</b>		<b>0.00</b>	<b>-</b>	<b>3,000.00</b>	<b>-</b>	<b>-</b>	<b>-</b>	<b>0.00%</b>
<u>Fees</u>								
000-455200	Garbage Collection Fee	5,280,000.00	1,333,783.51	3,869,478.66	3,740,934.88	-	1,539,065.12	70.85
000-455600	Fire Line Fees	33,000.00	-	-	-	-	33,000.00	-
000-455700	Recycle Fee Revenue	336,000.00	85,338.32	247,345.15	242,362.19	-	93,637.81	72.13
000-455800	W&S Line Constructn Reimbur	20,000.00	4,250.00	21,427.02	21,457.52	-	(1,457.52)	107.29
000-457100	Sale of Water	11,100,000.00	2,902,880.63	8,310,356.87	8,193,962.55	-	2,906,037.45	73.82
000-457110	Edwards Water Lease	40,000.00	-	55,615.91	-	-	40,000.00	-
000-457120	Water Transfer Charge-Selma	30,000.00	-	17,169.24	13,881.72	-	16,118.28	46.27
000-457200	Sale of Meters	120,000.00	16,165.00	83,360.42	79,365.18	-	40,634.82	66.14
000-457400	Sewer Charges	7,592,000.00	2,191,024.63	5,917,379.39	6,245,236.55	-	1,346,763.45	82.26
000-457500	Water Penalties	250,000.00	150.00	132,205.29	400.00	-	249,600.00	0.16
000-459200	NSF Check Fee-Water&Sewer	2,500.00	450.00	2,500.00	1,600.00	-	900.00	64.00
<b>TOTAL Fees</b>		<b>24,803,500.00</b>	<b>6,534,042.09</b>	<b>18,656,837.95</b>	<b>18,539,200.59</b>	<b>-</b>	<b>6,264,299.41</b>	<b>74.74%</b>
<u>Fund Transfers</u>								
000-486000	Transfer In - Reserves	654,650.00	-	-	-	-	654,650.00	-
000-486204	Interfnd Chrg-Drainage Billing	146,400.00	36,600.00	109,800.00	109,800.00	-	36,600.00	75.00
000-486406	Transfer In - Pblc Imprvmt	0.00	-	-	25,003.98	-	(25,003.98)	-
<b>TOTAL Fund Transfers</b>		<b>801,050.00</b>	<b>36,600.00</b>	<b>109,800.00</b>	<b>134,803.98</b>	<b>-</b>	<b>666,246.02</b>	<b>16.83%</b>
<u>Miscellaneous</u>								
000-490000	Misc Charges	10,500.00	3,031.00	5,787.00	4,725.00	-	5,775.00	45.00
000-491000	Interest Earned	40,000.00	1,975.87	22,035.97	6,322.32	-	33,677.68	15.81
000-491200	Investment Income	120,000.00	1,441.60	136,361.02	29,893.72	-	90,106.28	24.91
000-496000	Water Construction Reserve Acc	0.00	-	1.00	-	-	-	-
000-497000	Misc Income-W&S	20,000.00	493.46	75,537.49	61,922.90	-	(41,922.90)	309.61
000-498110	Salary Reimb-SSLGC	125,218.00	71,265.46	70,719.69	165,810.73	-	(40,592.73)	132.42
<b>TOTAL Miscellaneous</b>		<b>315,718.00</b>	<b>78,207.39</b>	<b>310,442.17</b>	<b>268,674.67</b>	<b>-</b>	<b>47,043.33</b>	<b>85.10%</b>
<b>TOTAL REVENUES</b>		<b>26,159,018.00</b>	<b>6,727,413.71</b>	<b>19,342,071.93</b>	<b>19,237,092.66</b>	<b>-</b>	<b>6,921,925.34</b>	<b>73.54%</b>

**WATER & SEWER  
CASH IN BANK AND INVESTMENTS**

AS OF: June 30, 2021

Cash in Bank

Claim on Operating Cash Pool-Checking	\$ 5,062.29
---------------------------------------	-------------

Cash in Investments

Lone Star Investment-Water&Sewer	4,433,022.46
Lone Star Investment-W&S Customer Deposits	317,461.33
Lone Star Investment-W&S Equip Replacement	190,872.69
Lone Star Investment-W&S Veh Replacement	275,732.93
Schertz Bank & Trust-Certificate of Deposit	<u>1,163,351.07</u>
	\$ 6,380,440.48

<b>Total Cash in Bank &amp; Investments</b>	<b><u><u>\$ 6,385,502.77</u></u></b>
---	--------------------------------------

**CITY OF SCHERTZ**  
 REVENUE AND EXPENSE REPORT (UNAUDITED)  
 AS OF: June 30, 2021

	CURRENT BUDGET	CURRENT QUARTER	PRIOR YEAR	Y-T-D	Y-T-D ACTUAL	Y-T-D ENCUMBRANCE	BUDGET BALANCE	% OF BUDGET
<b>203-EMS</b>								
<b>FINANCIAL SUMMARY</b>								
<b>REVENUE SUMMARY</b>								
Fees	6,621,567.20	1,836,377.02	4,247,457.83	5,064,094.52	-	1,557,472.68	76.48	
Inter-Jurisdictional	3,028,357.31	1,258,516.71	2,229,446.11	2,894,796.37	-	133,560.94	95.59	
Fund Transfers	1,415.00	-	-	-	-	1,415.00	0.00	
Miscellaneous	135,500.00	30,152.32	107,038.55	174,437.75	-	(38,937.75)	128.74	
<b>TOTAL REVENUES</b>	<b>9,786,839.51</b>	<b>3,125,046.05</b>	<b>6,583,942.49</b>	<b>8,133,328.64</b>	<b>-</b>	<b>1,653,510.87</b>	<b>83.10%</b>	
<b>EXPENDITURE SUMMARY</b>								
<b>PUBLIC SAFETY</b>								
<b>SCHERTZ EMS</b>								
Personnel Services	4,628,222.00	1,413,340.26	3,383,917.30	3,853,763.53	549.49	773,908.98	83.28	
Supplies	359,500.00	68,805.19	266,940.49	236,342.63	28,815.57	94,341.80	73.76	
City Support Services	136,000.00	22,447.74	59,713.85	57,522.79	-	78,477.21	42.30	
Utility Services	138,415.00	30,847.16	81,853.53	80,615.23	-	57,799.77	58.24	
Operations Support	49,500.00	6,551.84	30,840.70	24,509.59	286.07	24,704.34	50.09	
Staff Support	69,500.00	20,010.78	39,847.89	32,261.55	5,083.04	32,155.41	53.73	
City Assistance	562,366.81	116,606.17	416,149.07	459,725.36	51,590.75	51,050.70	90.92	
Professional Services	118,500.00	34,634.08	94,633.46	98,596.64	8,666.70	11,236.66	90.52	
Fund Charges/Transfers	2,993,790.20	854,594.32	1,981,493.59	2,218,768.96	-	775,021.24	74.11	
Maintenance Services	30,000.00	1,920.00	23,880.00	5,760.00	960.00	23,280.00	22.40	
Debt Service	0.00	-	116,458.55	113,375.00	-	(113,375.00)	-	
Rental/Leasing	67,000.00	65,118.05	65,118.05	65,118.05	-	1,881.95	97.19	
Operating Equipment	69,500.00	3,635.04	27,005.01	16,469.50	10,790.95	42,239.55	39.22	
Capital Outlay	781,112.00	142,783.00	41,936.16	446,895.98	258,089.00	76,127.02	90.25	
<b>TOTAL PUBLIC SAFETY</b>	<b>10,003,406.01</b>	<b>2,781,293.63</b>	<b>6,629,787.65</b>	<b>7,709,724.81</b>	<b>364,831.57</b>	<b>1,928,849.63</b>	<b>80.72%</b>	
<b>TOTAL EXPENDITURES</b>	<b>10,003,406.01</b>	<b>2,781,293.63</b>	<b>6,629,787.65</b>	<b>7,709,724.81</b>	<b>364,831.57</b>	<b>1,928,849.63</b>	<b>80.72%</b>	
<b>** REVENUE OVER(UNDER) EXPENSES **</b>	<b>(216,566.50)</b>	<b>343,752.42</b>	<b>(45,845.16)</b>	<b>423,603.83</b>	<b>(364,831.57)</b>	<b>(275,338.76)</b>		

**CITY OF SCHERTZ**  
 REVENUE REPORT (UNAUDITED)  
 AS OF: June 30, 2021

		CURRENT BUDGET	CURRENT QUARTER	PRIOR YEAR Y-T-D	Y-T-D ACTUAL	Y-T-D ENCUMBRANCE	BUDGET BALANCE	% OF BUDGET
<b>203-EMS REVENUES</b>								
<u>Fees</u>								
000-456100	Ambulance/Mileage Transprt Fee	6,340,467.20	1,767,045.16	4,057,925.66	4,817,905.30	-	1,522,561.90	75.99
000-456110	Passport Membership Fees	28,000.00	675.00	24,645.00	25,645.00	-	2,355.00	91.59
000-456120	EMT Class - Fees	99,000.00	29,750.00	65,380.00	102,150.00	-	(3,150.00)	103.18
000-456122	CE Class - Fees	15,000.00	17,376.00	17,692.77	19,694.77	-	(4,694.77)	131.30
000-456130	Immunization Fees	3,000.00	386.90	6,277.91	1,723.30	-	1,276.70	57.44
000-456140	Billing Fees-External	26,000.00	5,346.21	17,559.83	14,909.74	-	11,090.26	57.35
000-456150	Standby Fees	25,000.00	684.75	15,185.00	30,004.95	-	(5,004.95)	120.02
000-456155	Community Services Support	50,000.00	4,727.00	17,802.66	21,976.46	-	28,023.54	43.95
000-456160	MIH Services	35,000.00	10,386.00	24,889.00	30,060.00	-	4,940.00	85.89
000-459200	NSF Check Fee	100.00	-	100.00	25.00	-	75.00	25.00
<b>TOTAL Fees</b>		<b>6,621,567.20</b>	<b>1,836,377.02</b>	<b>4,247,457.83</b>	<b>5,064,094.52</b>	<b>-</b>	<b>1,557,472.68</b>	<b>76.48%</b>
<u>Inter-Jurisdictional</u>								
000-473500	Seguin/Guadalupe Co Support	843,577.17	231,983.73	702,981.66	695,951.19	-	147,625.98	82.50
000-474300	Cibolo Support	473,115.24	236,557.62	329,709.36	473,115.24	-	-	100.00
000-475100	Comal Co ESD #6	141,411.38	71,904.60	98,884.72	141,411.38	-	-	100.00
000-475200	Live Oak Support	246,255.84	123,127.92	178,330.95	246,255.84	-	-	100.00
000-475300	Universal City Support	321,566.04	160,783.02	229,496.82	321,566.04	-	-	100.00
000-475400	Selma Support	171,441.00	85,720.50	120,751.02	171,441.00	-	-	100.00
000-475500	Schertz Support	667,048.68	333,524.34	451,937.07	667,048.68	-	-	100.00
000-475600	Santa Clara Support	11,455.20	5,727.60	8,352.93	11,455.20	-	-	100.00
000-475800	Marion Support	18,374.76	9,187.38	12,636.48	18,374.76	-	-	100.00
000-475910	TASPP Program	134,112.00	-	96,365.10	148,177.04	-	(14,065.04)	110.49
<b>TOTAL Inter-Jurisdictional</b>		<b>3,028,357.31</b>	<b>1,258,516.71</b>	<b>2,229,446.11</b>	<b>2,894,796.37</b>	<b>-</b>	<b>133,560.94</b>	<b>95.59%</b>
<u>Fund Transfers</u>								
000-486000	Transfer In-Reserves	1,415.00	-	-	-	-	1,415.00	0.00%
<b>TOTAL Fund Transfers</b>		<b>1,415.00</b>	<b>-</b>	<b>-</b>	<b>-</b>	<b>-</b>	<b>1,415.00</b>	<b>0.00%</b>
<u>Miscellaneous</u>								
000-491000	Interest Earned	2,500.00	79.36	980.72	341.72	-	2,158.28	13.67
000-491200	Investment Income	5,000.00	149.22	8,851.14	865.67	-	4,134.33	17.31
000-493203	Donations-EMS	2,000.00	60.00	5,725.53	925.00	-	1,075.00	46.25
000-497000	Misc Income	60,000.00	17,804.83	35,096.18	117,159.24	-	(57,159.24)	195.27
000-497100	Recovery of Bad Debt	6,000.00	826.83	6,123.86	9,201.82	-	(3,201.82)	153.36
000-497110	Collection Agency-Bad Debt	60,000.00	11,232.08	50,261.12	45,944.30	-	14,055.70	76.57
<b>TOTAL Miscellaneous</b>		<b>135,500.00</b>	<b>30,152.32</b>	<b>107,038.55</b>	<b>174,437.75</b>	<b>-</b>	<b>(38,937.75)</b>	<b>128.74%</b>
<b>TOTAL REVENUES</b>		<b>9,786,839.51</b>	<b>3,125,046.05</b>	<b>6,583,942.49</b>	<b>8,133,328.64</b>	<b>-</b>	<b>1,653,510.87</b>	<b>83.10%</b>

**CITY OF SCHERTZ**  
**CASH IN BANK AND INVESTMENTS**

AS OF: June 30, 2021

Cash in Bank		
Claim on Operating Cash Pool-Checking	\$	369,926.71
Cash in Investments		
EMS-Logic		597,334.55
SR 2017 Ambulance-Logic		<u>12.11</u>
<b>Total Cash in Bank &amp; Investments</b>	<b>\$</b>	<b><u>967,273.37</u></b>

**CITY OF SCHERTZ**  
 REVENUE AND EXPENSE REPORT (UNAUDITED)  
 AS OF: June 30, 2021

<b>204-DRAINAGE</b>	CURRENT	CURRENT	PRIOR YEAR	Y-T-D	Y-T-D ACTUAL	Y-T-D	BUDGET	% OF
FINANCIAL SUMMARY	BUDGET	QUARTER	Y-T-D	Y-T-D	ACTUAL	ENCUMBRANCE	BALANCE	BUDGET
<b>REVENUE SUMMARY</b>								
Permits	4,000.00	1,950.00	2,440.00	4,320.00	-	-	(320.00)	108.00
Fees	1,230,000.00	308,347.80	909,141.74	885,610.99	-	-	344,389.01	72.00
Fund Transfers	230,913.00	-	-	-	-	-	230,913.00	-
Miscellaneous	33,000.00	136.27	12,578.39	722.55	-	-	32,277.45	2.19
<b>TOTAL REVENUES</b>	<b>1,497,913.00</b>	<b>310,434.07</b>	<b>924,160.13</b>	<b>890,653.54</b>	<b>-</b>	<b>-</b>	<b>607,259.46</b>	<b>59.46%</b>
<b>EXPENDITURE SUMMARY</b>								
<b>PUBLIC WORKS</b>								
<b>DRAINAGE</b>								
Personnel Services	403,147.00	98,843.26	237,613.84	299,859.61	-	-	103,287.39	74.38
Supplies	6,000.00	151.47	4,833.30	2,785.61	444.00	-	2,770.39	53.83
City Support Services	35,500.00	-	4,038.48	4,023.21	-	-	31,476.79	11.33
Utility Services	14,700.00	5,194.04	8,194.37	13,683.82	300.00	-	716.18	95.13
Operations Support	1,050.00	-	-	-	-	-	1,050.00	-
Staff Support	13,700.00	1,801.73	5,056.38	5,288.69	255.83	-	8,155.48	40.47
City Assistance	500.00	40.00	80.00	80.00	-	-	420.00	16.00
Professional Services	58,729.00	-	3,606.65	2,758.50	-	-	55,970.50	4.70
Fund Charges/Transfers	532,167.00	132,791.76	360,513.33	418,730.29	-	-	113,436.71	78.68
Maintenance Services	83,000.00	2,066.32	71,702.01	10,127.83	-	-	72,872.17	12.20
Other Costs	200.00	-	100.00	-	-	-	200.00	-
Debt Service	122,100.00	-	2,085.17	1,050.00	-	-	121,050.00	0.86
Rental/Leasing	500.00	-	-	-	-	-	500.00	-
Operating Equipment	2,500.00	-	863.97	-	-	-	2,500.00	-
Capital Outlay	224,120.00	130.00	-	213,702.58	-	-	10,417.42	95.35
<b>TOTAL DRAINAGE</b>	<b>1,497,913.00</b>	<b>241,018.58</b>	<b>698,687.50</b>	<b>972,090.14</b>	<b>999.83</b>	<b>-</b>	<b>524,823.03</b>	<b>64.96%</b>

**CITY OF SCHERTZ**  
 REVENUE AND EXPENSE REPORT (UNAUDITED)  
 AS OF: June 30, 2021

<b>204-DRAINAGE</b>	CURRENT	CURRENT	PRIOR YEAR	Y-T-D	Y-T-D ACTUAL	Y-T-D	BUDGET	% OF
FINANCIAL SUMMARY	BUDGET	QUARTER	Y-T-D	Y-T-D	ACTUAL	ENCUMBRANCE	BALANCE	BUDGET
<b>PROJECTS</b>								
Professional Services	0.00	9,226.29	-	-	9,226.29	-	(9,226.29)	-
Maintenance Services	0.00	88,211.30	1,384.10	1,384.10	265,168.26	34,498.35	(299,666.61)	-
<b>TOTAL PROJECTS</b>	<b>0.00</b>	<b>97,437.59</b>	<b>1,384.10</b>	<b>1,384.10</b>	<b>274,394.55</b>	<b>34,498.35</b>	<b>(308,892.90)</b>	<b>0.00%</b>
<b>TOTAL EXPENDITURES</b>	<b>1,497,913.00</b>	<b>338,456.17</b>	<b>700,071.60</b>	<b>700,071.60</b>	<b>1,246,484.69</b>	<b>35,498.18</b>	<b>215,930.13</b>	<b>85.58%</b>

# CITY OF SCHERTZ

REVENUE REPORT (UNAUDITED)

AS OF: June 30, 2021

204-DRAINAGE		CURRENT	CURRENT	PRIOR YEAR	Y-T-D	Y-T-D ACTUAL	Y-T-D	BUDGET	% OF
REVENUES		BUDGET	QUARTER	Y-T-D	Y-T-D	ACTUAL	ENCUMBRANCE	BALANCE	BUDGET
<u>Permits</u>									
000-432400	Floodplain Permit	4,000.00	1,950.00	2,440.00	4,320.00	-	(320.00)	108.00	
<b>TOTAL Permits</b>		<b>4,000.00</b>	<b>1,950.00</b>	<b>2,440.00</b>	<b>4,320.00</b>	<b>-</b>	<b>(320.00)</b>	<b>108.00%</b>	
<u>Fees</u>									
000-457500	Drainage Penalties	10,000.00	-	4,250.09	-	-	10,000.00	-	
000-457600	Drainage Fee	1,220,000.00	308,347.80	904,891.65	885,610.99	-	334,389.01	72.59	
<b>TOTAL Fees</b>		<b>1,230,000.00</b>	<b>308,347.80</b>	<b>909,141.74</b>	<b>885,610.99</b>	<b>-</b>	<b>344,389.01</b>	<b>72.00%</b>	
<u>Fund Transfers</u>									
000-481000	Transfer In - Reserves	213,684.00	-	-	-	-	213,684.00	-	
000-486100	Transfer In	17,229.00	-	-	-	-	17,229.00	-	
<b>TOTAL Funds Transfers</b>		<b>230,913.00</b>	<b>-</b>	<b>-</b>	<b>-</b>	<b>-</b>	<b>230,913.00</b>	<b>0.00%</b>	
<u>Miscellaneous</u>									
000-491000	Interest Earned	3,000.00	29.24	390.85	59.97	-	2,940.03	2.00	
000-491200	Investment Income	30,000.00	107.03	8,686.12	662.58	-	29,337.42	2.21	
000-497000	Misc Income-Drainage	0.00	-	(228.58)	-	-	-	-	
000-497100	MISC INCOME-SCRAP METAL	0.00	-	3,730.00	-	-	-	-	
<b>TOTAL Miscellaneous</b>		<b>33,000.00</b>	<b>136.27</b>	<b>12,578.39</b>	<b>722.55</b>	<b>-</b>	<b>32,277.45</b>	<b>2.19%</b>	
<b>TOTAL REVENUES</b>		<b>1,497,913.00</b>	<b>310,434.07</b>	<b>924,160.13</b>	<b>890,653.54</b>	<b>-</b>	<b>607,259.46</b>	<b>59.46%</b>	

**DRAINAGE**  
**CASH IN BANK AND INVESTMENTS**

AS OF: June 30, 2021

Cash in Bank

Claim on Operating Cash Pool-Checking	\$ 60,265.01
---------------------------------------	--------------

Cash in Investments

Lone Star Investment-Drainage Maint Fund	<u>386,147.04</u>
--	-------------------

<b>Total Cash in Bank &amp; Investments</b>	<b><u>\$ 446,412.05</u></b>
---	-----------------------------

**CITY OF SCHERTZ**  
 REVENUE AND EXPENSE REPORT (UNAUDITED)  
 AS OF: June 30, 2021

<b>314-HOTEL TAX</b>	CURRENT BUDGET	CURRENT QUARTER	PRIOR YEAR	Y-T-D	Y-T-D ACTUAL	Y-T-D ENCUMBRANCE	BUDGET BALANCE	% OF BUDGET
<b>FINANCIAL SUMMARY</b>								
<b>REVENUE SUMMARY</b>								
Taxes	520,000.00	117,458.67	246,677.41	253,641.67	-	266,358.33	48.78	
Fund Transfers	44,888.00	-	-	-	-	44,888.00	-	
Miscellaneous	20,750.00	395.60	24,482.10	1,800.18	-	18,949.82	8.68	
<b>TOTAL REVENUES</b>	<b>585,638.00</b>	<b>117,854.27</b>	<b>271,159.51</b>	<b>255,441.85</b>	<b>-</b>	<b>330,196.15</b>	<b>43.62%</b>	
<b>EXPENDITURE SUMMARY</b>								
<b>NONDEPARTMENTAL</b>								
City Support Services	112,466.00	12,360.00	72,012.64	49,037.77	-	63,428.23	43.60	
Operations Support	42,000.00	4,872.00	8,553.00	14,096.28	-	27,903.72	33.56	
Professional Services	3,000.00	570.00	3,499.50	3,570.00	2,995.05	(3,565.05)	218.84	
Fund Charges/Transfers	72,464.00	18,116.01	55,821.01	54,348.07	-	18,115.93	75.00	
Maintenance Services	20,000.00	32,305.60	-	144,213.25	9,800.00	(134,013.25)	770.07	
Operating Equipment	44,888.00	-	-	-	-	44,888.00	-	
Capital Outlay	0.00	-	223,189.35	-	-	-	-	
<b>TOTAL NONDEPARTMENTAL</b>	<b>294,818.00</b>	<b>68,223.61</b>	<b>363,075.50</b>	<b>265,265.37</b>	<b>12,795.05</b>	<b>16,757.58</b>	<b>94.32%</b>	
<b>TOTAL EXPENDITURES</b>	<b>294,818.00</b>	<b>68,223.61</b>	<b>363,075.50</b>	<b>265,265.37</b>	<b>12,795.05</b>	<b>16,757.58</b>	<b>94.32%</b>	
<b>REVENUE OVER(UNDER) EXPENDITURE</b>	<b>290,820.00</b>	<b>49,630.66</b>	<b>(91,915.99)</b>	<b>(9,823.52)</b>	<b>(12,795.05)</b>	<b>313,438.57</b>		

**HOTEL OCCUPANCY TAX FUND  
CASH IN BANK AND INVESTMENTS**

AS OF: March 31, 2021

Cash in Bank

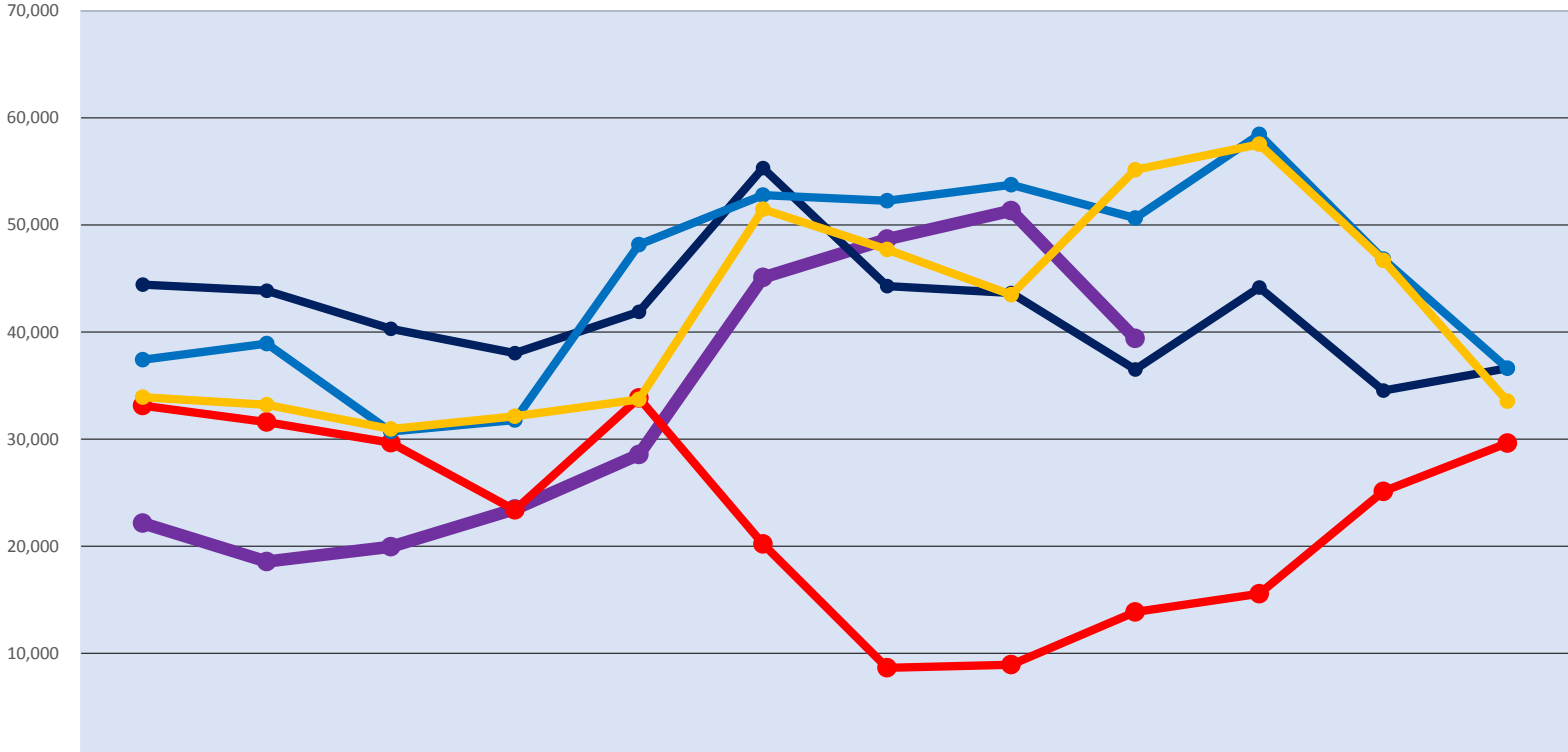
Claim on Operating Cash Pool-Checking \$ 50,475.32

Cash in Investments

Texas Class - Hotel Tax 2,024,699.65

**Total Cash in Bank & Investments \$ 2,075,174.97**

# HOTEL OCCUPANCY TAX



	OCT	NOV	DEC	JAN	FEB	MAR	APR	MAY	JUN	JUL	AUG	SEP
2020-21	22,147	18,567	19,948	23,467	28,556	45,098	48,675	51,329	39,397			
2019-20	33,124	31,590	29,661	23,382	33,841	20,209	8,643	8,934	13,859	15,559	25,115	29,624
2018-19	44,431	43,858	40,307	38,034	41,886	55,316	44,285	43,642	36,501	44,160	34,532	36,619
2017-18	37,415	38,911	30,706	31,786	48,161	52,784	52,258	53,747	50,639	58,448	46,800	36,619
2016-17	33,917	33,203	30,940	32,131	33,710	51,467	47,698	43,479	55,151	57,536	46,685	33,548

**CITY OF SCHERTZ**  
 REVENUE AND EXPENSE REPORT (UNAUDITED)  
 AS OF: June 30, 2021

<b>317-PARK</b>	CURRENT	CURRENT	PRIOR YEAR	Y-T-D	Y-T-D	Y-T-D	BUDGET	% OF
FINANCIAL SUMMARY	BUDGET	QUARTER	Y-T-D	ACTUAL	ENCUMBRANCE	BALANCE	BUDGET	BUDGET
<u>REVENUE SUMMARY</u>								
Fees	70,000.00	-	-	-	-	70,000.00	-	
Fund Transfers	51,500.00	-	-	-	-	51,500.00	-	
Miscellaneous	3,500.00	55.84	3,096.97	254.75	-	3,245.25	7.28	
<b>TOTAL REVENUES</b>	<b>125,000.00</b>	<b>55.84</b>	<b>3,096.97</b>	<b>254.75</b>	<b>-</b>	<b>124,745.25</b>	<b>0.20%</b>	
<u>EXPENDITURE SUMMARY</u>								
<u>NON DEPARTMENTAL</u>								
<u>PARKLAND DEDICATION</u>								
Professional Services	25,000.00	-	5,760.00	-	4,500.00	20,500.00	18.00	
Capital Outlay	100,000.00	-	-	-	1,011.61	98,988.39	1.01	
<b>TOTAL PARKLAND DEDICATION</b>	<b>125,000.00</b>	<b>-</b>	<b>5,760.00</b>	<b>-</b>	<b>5,511.61</b>	<b>119,488.39</b>	<b>4.41%</b>	
<b>TOTAL EXPENDITURES</b>	<b>125,000.00</b>	<b>-</b>	<b>5,760.00</b>	<b>-</b>	<b>5,511.61</b>	<b>119,488.39</b>	<b>4.41%</b>	
<b>REVENUE OVER(UNDER) EXPEND</b>	<b>0.00</b>	<b>55.84</b>	<b>(2,663.03)</b>	<b>254.75</b>	<b>(5,511.61)</b>	<b>5,256.86</b>		

# CITY OF SCHERTZ

REVENUE REPORT (UNAUDITED)

AS OF: June 30, 2021

317-PARK REVENUES	CURRENT BUDGET	CURRENT QUARTER	PRIOR YEAR Y-T-D	Y-T-D ACTUAL	Y-T-D ENCUMBRANCE	BUDGET BALANCE	% OF BUDGET
<u>Fees</u>							
000-458800 Parkland Dedication	70,000.00	-	-	-	-	70,000.00	-
<b>TOTAL Fees</b>	<b>70,000.00</b>	<b>-</b>	<b>-</b>	<b>-</b>	<b>-</b>	<b>70,000.00</b>	<b>0.00%</b>
<u>Fund Transfers</u>							
000-48100 Transfer In- Reserves	51,500.00	-	-	-	-	51,500.00	-
<b>TOTAL Fund Transfers</b>	<b>51,500.00</b>	<b>-</b>	<b>-</b>	<b>-</b>	<b>-</b>	<b>51,500.00</b>	<b>0.00%</b>
<u>Miscellaneous</u>							
000-491000 Interest Earned	500.00	2.67	357.82	8.75	-	491.25	1.75
000-491200 Investment Income	3,000.00	53.17	2,738.15	246.00	-	2,754.00	8.20
000-493700 Donations	0.00	-	1.00	-	-	-	-
<b>TOTAL Miscellaneous</b>	<b>3,500.00</b>	<b>55.84</b>	<b>3,096.97</b>	<b>254.75</b>	<b>-</b>	<b>3,245.25</b>	<b>7.28%</b>
<b>TOTAL REVENUES</b>	<b>125,000.00</b>	<b>55.84</b>	<b>3,096.97</b>	<b>254.75</b>	<b>-</b>	<b>124,745.25</b>	<b>0.20%</b>

**PARK FUND**  
**CASH IN BANK AND INVESTMENTS**

AS OF: June 30, 2021

Cash in Bank	Current
Claim on Operating Cash Pool-Checking	5,357.78
Cash in Investments	
Texas Class- Park Fund	286,120.81
Total in Investment Pool	<u>286,120.81</u>
<b>Total Cash in Bank &amp; Investments</b>	<b><u>291,478.59</u></b>

**CITY OF SCHERTZ**  
 REVENUE AND EXPENSE REPORT (UNAUDITED)  
 AS OF: June 30, 2021

<b>319-TREE MITIGATION</b>	CURRENT BUDGET	CURRENT QUARTER	PRIOR YEAR	Y-T-D	Y-T-D ACTUAL	Y-T-D ENCUMBRANCE	BUDGET BALANCE	% OF BUDGET
<u>FINANCIAL SUMMARY</u>								
<u>REVENUE SUMMARY</u>								
Fees	70,000.00	552.50	52,614.70	219,512.50	-	(149,512.50)	313.59	
Miscellaneous	4,500.00	128.21	5,682.44	561.23	-	3,938.77	12.47	
<b>TOTAL REVENUES</b>	<b>74,500.00</b>	<b>680.71</b>	<b>58,297.14</b>	<b>220,073.73</b>	<b>-</b>	<b>(145,573.73)</b>	<b>295.40%</b>	
<u>EXPENDITURE SUMMARY</u>								
<u>TREE MITIGATION</u>								
Maintenance Services	70,000.00	11,070.00	14,800.00	16,695.00	-	53,305.00	23.85	
<b>TOTAL TREE MITIGATION</b>	<b>70,000.00</b>	<b>11,070.00</b>	<b>14,800.00</b>	<b>16,695.00</b>	<b>-</b>	<b>53,305.00</b>	<b>23.85%</b>	
<b>TOTAL EXPENDITURES</b>	<b>70,000.00</b>	<b>11,070.00</b>	<b>14,800.00</b>	<b>16,695.00</b>	<b>-</b>	<b>53,305.00</b>	<b>23.85%</b>	
<b>REVENUE OVER(UNDER) EXPEND</b>	<b>4,500.00</b>	<b>(10,389.29)</b>	<b>43,497.14</b>	<b>203,378.73</b>	<b>-</b>	<b>(198,878.73)</b>		

**CITY OF SCHERTZ**  
 REVENUE REPORT (UNAUDITED)  
 AS OF: June 30, 2021

<b>319-TREE MITIGATION REVENUES</b>		CURRENT BUDGET	CURRENT QUARTER	PRIOR YEAR Y-T-D	Y-T-D ACTUAL	Y-T-D ENCUMBRANCE	BUDGET BALANCE	% OF BUDGET
<u>Fees</u>								
000-458900	Tree Mitigation	70,000.00	552.50	52,614.70	219,512.50	-	(149,512.50)	313.59
<b>TOTAL Fees</b>		<b>70,000.00</b>	<b>552.50</b>	<b>52,614.70</b>	<b>219,512.50</b>	<b>-</b>	<b>(149,512.50)</b>	<b>313.59%</b>
<u>Fund Transfers</u>								
<u>Miscellaneous</u>								
000-491000	Interest Earned	500.00	5.00	432.14	18.92	-	481.08	3.78
000-491200	Investment Income	4,000.00	123.21	4,750.30	542.31	-	3,457.69	13.56
<b>TOTAL Miscellaneous</b>		<b>4,500.00</b>	<b>128.21</b>	<b>5,682.44</b>	<b>561.23</b>	<b>-</b>	<b>3,938.77</b>	<b>12.47%</b>
<b>TOTAL REVENUES</b>		<b>74,500.00</b>	<b>680.71</b>	<b>58,297.14</b>	<b>220,073.73</b>	<b>-</b>	<b>(145,573.73)</b>	<b>295.40%</b>

**TREE MITIGATION FUND**  
**CASH IN BANK AND INVESTMENTS**

AS OF: June 30, 2021

Cash in Bank	
Claim on Operating Cash Pool-Checking	\$3,340.99
Cash in Investments	
MBIA Investment-Tree Mitigation	<u>663,265.36</u>
<b>Total Cash in Bank &amp; Investments</b>	<b><u>\$666,606.35</u></b>

**CITY OF SCHERTZ**  
 REVENUE AND EXPENSE REPORT (UNAUDITED)  
 AS OF: June 30, 2021

411-CAPITAL RECOVERY WATER FINANCIAL SUMMARY	CURRENT BUDGET	CURRENT QUARTER	PRIOR YEAR Y-T-D	Y-T-D ACTUAL	Y-T-D ENCUMBRANCE	BUDGET BALANCE	% OF BUDGET
<u>REVENUE SUMMARY</u>							
Fees	1,100,000.00	177,507.00	939,677.29	915,408.00	-	184,592.00	83.22
Miscellaneous	72,000.00	2,330.65	77,773.73	8,547.82	-	63,452.18	11.87
<b>TOTAL REVENUES</b>	<b>1,172,000.00</b>	<b>179,837.65</b>	<b>1,017,451.02</b>	<b>923,955.82</b>	<b>-</b>	<b>248,044.18</b>	<b>78.84%</b>
<u>EXPENDITURE SUMMARY</u>							
<u>GENERAL GOVERNMENT</u>							
<u>NONDEPARTMENTAL</u>							
Professional Services	206,000.00	11,507.68	52,014.71	46,921.79	81,294.49	77,783.72	62.24
<b>TOTAL NON DEPARTMENTAL</b>	<b>206,000.00</b>	<b>11,507.68</b>	<b>52,014.71</b>	<b>46,921.79</b>	<b>81,294.49</b>	<b>77,783.72</b>	<b>62.24%</b>
<u>MISC &amp; PROJECTS</u>							
<u>PROJECTS</u>							
Fund Charges/Transfers	512,000.00	512,000.00	-	512,000.00	-	-	100.00
<b>TOTAL MISC &amp; PROJECTS</b>	<b>512,000.00</b>	<b>512,000.00</b>	<b>-</b>	<b>512,000.00</b>	<b>-</b>	<b>-</b>	<b>100.00%</b>
<b>TOTAL EXPENDITURES</b>	<b>718,000.00</b>	<b>523,507.68</b>	<b>52,014.71</b>	<b>558,921.79</b>	<b>81,294.49</b>	<b>77,783.72</b>	<b>89.17%</b>
<b>REVENUE OVER(UNDER) EXPENDITURES</b>	<b>454,000.00</b>	<b>(343,670.03)</b>	<b>965,436.31</b>	<b>365,034.03</b>	<b>(81,294.49)</b>	<b>170,260.46</b>	

# CITY OF SCHERTZ

## REVENUE REPORT (UNAUDITED)

AS OF: June 30, 2021

411-CAPITAL RECOVERY WATER REVENUES	CURRENT BUDGET	CURRENT QUARTER	PRIOR YEAR Y-T-D	Y-T-D ACTUAL	Y-T-D ENCUMBRANCE	BUDGET BALANCE	% OF BUDGET
<u>Fees</u>							
000-455900 Cap Rcvry-Water	1,100,000.00	177,507.00	939,677.29	915,408.00	-	184,592.00	83.22
<b>TOTAL Fees</b>	<b>1,100,000.00</b>	<b>177,507.00</b>	<b>939,677.29</b>	<b>915,408.00</b>	<b>-</b>	<b>184,592.00</b>	<b>83.22%</b>
<u>Fund Transfers</u>							
<u>Miscellaneous</u>							
		-					
000-491000 Interest Earned	2,000.00	72.97	2,766.17	213.77	-	1,786.23	10.69
000-491200 Investment Income	70,000.00	2,257.68	75,007.56	8,334.05	-	61,665.95	11.91
<b>TOTAL Miscellaneous</b>	<b>72,000.00</b>	<b>2,330.65</b>	<b>77,773.73</b>	<b>8,547.82</b>	<b>-</b>	<b>63,452.18</b>	<b>11.87%</b>
<b>TOTAL REVENUES</b>	<b>1,172,000.00</b>	<b>179,837.65</b>	<b>1,017,451.02</b>	<b>923,955.82</b>	<b>-</b>	<b>248,044.18</b>	<b>78.84%</b>

**CAPITAL RECOVERY WATER  
CASH IN BANK AND INVESTMENTS**

AS OF: June 30, 2021

Cash in Bank		
Claim on Operating Cash Pool-Checking	\$	58,408.10
Cash in Investments		
Lone Star Investment-Capital Recovery Water		<u>8,032,390.79</u>
<b>Total Cash in Bank &amp; Investments</b>	<b>\$</b>	<b><u>8,090,798.89</u></b>

**CITY OF SCHERTZ**  
 REVENUE AND EXPENSE REPORT (UNAUDITED)  
 AS OF: June 30, 2021

<b>421-CAPITAL RECOVERY SEWER</b>	CURRENT BUDGET	CURRENT QUARTER	PRIOR YEAR Y-T-D	Y-T-D ACTUAL	Y-T-D ENCUMBRANCE	BUDGET BALANCE	% OF BUDGET
<b>FINANCIAL SUMMARY</b>							
<b>REVENUE SUMMARY</b>							
Fees	600,000.00	121,096.84	486,321.40	505,106.72	-	94,893.28	84.18
Miscellaneous	72,000.00	1,961.95	86,363.40	7,577.98	-	64,422.02	10.52
<b>TOTAL REVENUES</b>	<b>672,000.00</b>	<b>123,058.79</b>	<b>572,684.80</b>	<b>512,684.70</b>	<b>-</b>	<b>159,315.30</b>	<b>76.29%</b>
<b>EXPENDITURE SUMMARY</b>							
<b>GENERAL GOVERNMENT</b>							
<b>NONDEPARTMENTAL</b>							
Professional Services	208,000.00	17,722.89	141,611.82	59,355.03	100,779.85	47,865.12	76.99
<b>TOTAL NON DEPARTMENTAL</b>	<b>208,000.00</b>	<b>17,722.89</b>	<b>141,611.82</b>	<b>59,355.03</b>	<b>100,779.85</b>	<b>47,865.12</b>	<b>76.99%</b>
<b>MISC &amp; PROJECTS</b>							
<b>TOTAL EXPENDITURES</b>	<b>208,000.00</b>	<b>17,722.89</b>	<b>141,611.82</b>	<b>59,355.03</b>	<b>100,779.85</b>	<b>47,865.12</b>	<b>76.99%</b>
<b>REVENUE OVER(UNDER) EXPENDITURES</b>	<b>464,000.00</b>	<b>105,335.90</b>	<b>431,072.98</b>	<b>453,329.67</b>	<b>(100,779.85)</b>	<b>111,450.18</b>	

# CITY OF SCHERTZ

## REVENUE REPORT (UNAUDITED)

AS OF: June 30, 2021

421-CAPITAL RECOVERY SEWER REVENUES	CURRENT BUDGET	CURRENT QUARTER	PRIOR YEAR Y-T-D	Y-T-D ACTUAL	Y-T-D ENCUMBRANCE	BUDGET BALANCE	% OF BUDGET
<u>Fees</u>							
000-455910 Cap Rcvry-Waste Water	600,000	121,096.84	486,321.40	505,106.72	-	94,893.28	84.18
<b>TOTAL Fees</b>	<b>600,000.00</b>	<b>121,096.84</b>	<b>486,321.40</b>	<b>505,106.72</b>	<b>-</b>	<b>94,893.28</b>	<b>84.18%</b>
<u>Fund Transfers</u>							
<u>Miscellaneous</u>							
000-491000 Interest Earned	2,000.00	52.43	1,635.22	156.46	-	1,843.54	7.82
000-491200 Investment Income	70,000.00	14,083.69	83,235.52	32,356.31	-	37,643.69	46.22
000-491900 Unrealize Gain/Loss-Caplt One	0.00	(12,174.17)	1,492.66	(24,934.79)	-	24,934.79	-
<b>TOTAL Miscellaneous</b>	<b>72,000.00</b>	<b>1,961.95</b>	<b>86,363.40</b>	<b>7,577.98</b>	<b>-</b>	<b>64,422.02</b>	<b>10.52%</b>
<b>TOTAL REVENUES</b>	<b>672,000.00</b>	<b>123,058.79</b>	<b>572,684.80</b>	<b>512,684.70</b>	<b>-</b>	<b>159,315.30</b>	<b>76.29%</b>

**CAPITAL RECOVERY SEWER  
CASH IN BANK AND INVESTMENTS**

AS OF: June 30, 2021

Cash in Bank

Claim on Operating Cash Pool-Checking \$ 142,996.67

Cash in Investments

Lone Star Investment-Capital Recovery Sewer 5,825,722.91

Capital One-Investment 1,830,444.15

**Total Cash in Bank & Investments \$ 7,799,163.73**

**CITY OF SCHERTZ**  
 REVENUE AND EXPENSE REPORT (UNAUDITED)  
 AS OF: June 30, 2021

	CURRENT BUDGET	CURRENT QUARTER	PRIOR YEAR Y-T-D	Y-T-D ACTUAL	Y-T-D ENCUMBRANCE	BUDGET BALANCE	% OF BUDGET
<b>505-TAX I&amp;S</b>							
<b>FINANCIAL SUMMARY</b>							
<b>REVENUE SUMMARY</b>							
Taxes	6,980,821.00	167,609.42	6,626,502.18	6,975,406.91	-	5,414.09	99.92
Fund Transfers	0.00	-	-	7,914.84	-	(7,914.84)	-
Miscellaneous	115,000.00	25,392.76	68,919.95	76,405.33	-	38,594.67	66.44
<b>TOTAL REVENUES</b>	<b>7,095,821.00</b>	<b>193,002.18</b>	<b>6,695,422.13</b>	<b>7,059,727.08</b>	<b>-</b>	<b>36,093.92</b>	<b>99.49%</b>
<b>EXPENDITURE SUMMARY</b>							
<b>GENERAL GOVERNMENT</b>							
NONDEPARTMENTAL							
Professional Services	50,000.00	-	2,000.00	176,599.52	-	(126,599.52)	353.20
Debt Service	6,621,061.00	-	5,807,380.75	5,624,516.30	401,692.30	594,852.40	91.02
<b>TOTAL GENERAL GOVERNMENT</b>	<b>6,671,061.00</b>	<b>-</b>	<b>5,809,380.75</b>	<b>5,801,115.82</b>	<b>401,692.30</b>	<b>468,252.88</b>	<b>92.98%</b>
<b>TOTAL EXPENDITURES</b>	<b>6,671,061.00</b>	<b>-</b>	<b>5,809,380.75</b>	<b>5,801,115.82</b>	<b>401,692.30</b>	<b>468,252.88</b>	<b>92.98%</b>
<b>** REVENUE OVER(UNDER) EXPEND</b>	<b>424,760.00</b>	<b>193,002.18</b>	<b>886,041.38</b>	<b>1,258,611.26</b>	<b>(401,692.30)</b>	<b>(432,158.96)</b>	

**CITY OF SCHERTZ**  
 REVENUE REPORT (UNAUDITED)  
 AS OF: June 30, 2021

<b>505-TAX I &amp; S</b>		<b>CURRENT</b>	<b>CURRENT</b>	<b>PRIOR YEAR Y-T-D</b>	<b>Y-T-D ACTUAL</b>	<b>Y-T-D</b>	<b>BUDGET</b>	<b>% OF BUDGET</b>
<b>REVENUES</b>		<b>BUDGET</b>	<b>QUARTER</b>			<b>ENCUMBRANCE</b>	<b>BALANCE</b>	
<u>Taxes</u>								
000-411900	Property Tax Revenue	6,980,821.00	167,609.42	6,626,502.18	6,975,406.91	-	5,414.09	99.92
<b>TOTAL Taxes</b>		<b>6,980,821.00</b>	<b>167,609.42</b>	<b>6,626,502.18</b>	<b>6,975,406.91</b>	<b>-</b>	<b>5,414.09</b>	<b>99.92%</b>
<u>Fund Transfers</u>								
000-486100	Transfer In	0.00	-	-	6,584.65	-	(6,584.65)	-
000-486401	Transfer In -Bond Project Fund	0.00	-	-	1,330.19	-	(1,330.19)	-
<b>TOTAL Fund Transfers</b>		<b>0.00</b>	<b>-</b>	<b>-</b>	<b>7,914.84</b>	<b>-</b>	<b>(7,914.84)</b>	<b>0.00%</b>
<u>Miscellaneous</u>								
000-491000	Interest Earned	0.00	55.46	1,671.19	266.43	-	(266.43)	-
000-491200	Investment Income	15,000.00	337.30	17,248.76	1,138.90	-	13,861.10	7.59
000-495020	Contribution From YMCA	100,000.00	25,000.00	50,000.00	75,000.00	-	25,000.00	75.00
<b>TOTAL Miscellaneous</b>		<b>115,000.00</b>	<b>25,392.76</b>	<b>68,919.95</b>	<b>76,405.33</b>	<b>-</b>	<b>38,594.67</b>	<b>66.44%</b>
<b>TOTAL REVENUES</b>		<b>7,095,821.00</b>	<b>193,002.18</b>	<b>6,695,422.13</b>	<b>7,059,727.08</b>	<b>-</b>	<b>36,093.92</b>	<b>99.49%</b>

**CITY OF SCHERTZ**  
REVENUE AND EXPENSE REPORT (UNAUDITED)  
AS OF: June 30, 2021

**505-TAX I & S**

		CURRENT	CURRENT	PRIOR YEAR Y-T-D	Y-T-D ACTUAL	Y-T-D	BUDGET	% OF BUDGET
		BUDGET	QUARTER			ENCUMBRANCE	BALANCE	
GENERAL GOVERNMENT								
NON DEPARTMENTAL								
<u>Professional Services</u>								
101-541500	Paying Agent	5,000.00	-	2,000.00	1,800.00	-	3,200.00	36.00
101-541502	Cost of Bond Issuance	45,000.00	-	-	174,799.52	-	(129,799.52)	388.44
<b>TOTAL Professional Services</b>		<b>50,000.00</b>	<b>-</b>	<b>2,000.00</b>	<b>176,599.52</b>	<b>-</b>	<b>(126,599.52)</b>	<b>353.20%</b>
<u>Debt Service</u>								
101-555629	Bond-GO 2007 Principal	0.00	-	315,000.00	325,000.00	-	(325,000.00)	-
101-555629.1	Bond-GO 2007 Interest	0.00	-	59,116.75	52,706.50	-	(52,706.50)	-
101-555633	Bond-GO SR2011 Principal	270,000.00	-	260,000.00	270,000.00	-	-	100.00
101-555633.1	Bond-GO SR2011 Interest	296,938.00	-	157,043.75	6,750.00	-	290,188.00	2.27
101-555634	Bond-GO 2011A Refund-Principal	485,000.00	-	475,000.00	485,000.00	-	-	100.00
101-555634.1	Bond-GO 2011A Refund-Interest	52,367.00	-	34,542.25	5,461.91	-	46,905.09	10.43
101-555635	Bond-GO 2012 - Principal	365,000.00	-	355,000.00	365,000.00	-	-	100.00
101-555635.1	Bond-GO 2012 - Interest	138,370.00	-	77,247.50	71,922.50	-	66,447.50	51.98
101-555638	Bond-GO 2014 Refund-Principal	100,000.00	-	100,000.00	100,000.00	-	-	100.00
101-555638.1	Bond-GO 2014 Refund-Interest	280,775.00	-	142,637.50	141,137.50	-	139,637.50	50.27
101-555639	Tax Note - SR2015 - Principal	40,000.00	-	-	-	-	40,000.00	-
101-555639.1	Tax Note - SR2015 - Interest	700.00	-	651.62	350.00	-	350.00	50.00
101-555640	Bond-Ref 2015 Bond-Principal	690,000.00	-	675,000.00	690,000.00	-	-	100.00
101-555640.1	Bond-GO Ref 2015-Interest	47,400.00	-	37,312.50	28,875.00	-	18,525.00	60.92
101-555641	Tax Note - SR2015A-Principal	150,000.00	-	-	-	-	150,000.00	-
101-555641.1	Tax Note - SR2015A - Interest	4,697.00	-	3,503.50	2,348.50	-	2,348.50	50.00
101-555642	Bond-GO SR2016-Principal	235,000.00	-	225,000.00	235,000.00	-	-	100.00
101-555642.1	Bond-GO SR2016-Interest	141,207.00	-	77,453.13	72,953.13	-	68,253.87	51.66
101-555643	Bond-TaxableB CO SR2016-Princi	60,000.00	-	60,000.00	60,000.00	-	-	100.00
101-555643.1	Bond-Taxable CO SR2016-Interes	42,063.00	-	22,381.25	21,481.25	-	20,581.75	51.07
101-555644	Bond-NonTaxA CO SR2016-Princip	190,000.00	-	180,000.00	190,000.00	-	-	100.00
101-555644.1	Bond-NonTax CO SR2016-Interest	48,169.00	-	29,584.38	25,984.38	-	22,184.62	53.94
101-555645	Bond-CO SR2017-Principal	405,000.00	-	290,000.00	295,000.00	-	110,000.00	72.84
101-555645.1	Bond-CO SR2017 - Interest	126,800.00	-	67,412.50	63,062.50	-	63,737.50	49.73
101-555646	Bond-GO SR2017 - Principal	160,000.00	-	155,000.00	160,000.00	-	-	100.00
101-555646.1	Bond-GO SR2017 - Interest	104,925.00	-	55,987.50	53,662.50	-	51,262.50	51.14
101-555647	Bond-GO 2018 Refund- Principal	570,000.00	-	560,000.00	570,000.00	-	-	100.00
101-555647.1	Bond-GO 2018 Refund - Interest	98,368.00	-	58,141.00	52,205.00	-	46,163.00	53.07
101-555648	Bond-CO SR2018 - Principal	235,000.00	-	220,000.00	235,000.00	-	-	100.00
101-555648.1	Bond-CO 2018 - Interest	175,888.00	-	96,381.25	90,881.25	85,006.25	0.50	100.00
101-555649	Bond-GO 2018 Ref - Principal	530,000.00	-	580,000.00	530,000.00	-	-	100.00
101-555649.1	Bond-GO 2018 Ref - Interest	199,694.00	-	120,971.87	106,471.88	93,221.88	0.24	100.00
101-555650	Bond-CO 2019-Principal	255,000.00	-	250,000.00	255,000.00	-	-	100.00
101-555650.1	Bond-CO 2019-Interest	122,700.00	-	67,012.50	63,262.50	59,437.50	-	100.00
101-555651.1	Bond-GO 2020-Interest	0.00	-	-	-	164,026.67	(164,026.67)	-

**CITY OF SCHERTZ**  
 REVENUE AND EXPENSE REPORT (UNAUDITED)  
 AS OF: June 30, 2021

**505-TAX I & S**

GENERAL GOVERNMENT NON DEPARTMENTAL	CURRENT BUDGET	CURRENT QUARTER	PRIOR YEAR Y-T-D	Y-T-D ACTUAL	Y-T-D ENCUMBRANCE	BUDGET BALANCE	% OF BUDGET
<b>TOTAL Debt Service</b>	6,621,061.00	-	5,807,380.75	5,624,516.30	401,692.30	594,852.40	91.02%
<u>Other Financing Sources</u>							
<b>TOTAL EXPENDITURES</b>	6,671,061.00	-	5,809,380.75	5,801,115.82	401,692.30	468,252.88	92.98%

**TAX I&S**  
**CASH IN BANK AND INVESTMENTS**

AS OF: June 30, 2021

Cash in Bank	
Claim on Operating Cash Pool-Checking	\$ 33,971.19
MBIA Investment- Tax I&S	<u>2,010,558.46</u>
<b>Total Cash in Bank &amp; Investments</b>	<b><u>\$ 2,044,529.65</u></b>

**CITY OF SCHERTZ**  
 REVENUE AND EXPENSE REPORT (UNAUDITED)  
 AS OF: June 30, 2021

<b>620-SED CORPORATION</b>	CURRENT BUDGET	CURRENT QUARTER	PRIOR YEAR Y-T-D	Y-T-D ACTUAL	Y-T-D ENCUMBRANCE	BUDGET BALANCE	% OF BUDGET
<b>FINANCIAL SUMMARY</b>							
<u>REVENUE SUMMARY</u>							
Taxes	4,507,371.00	1,305,040.11	3,570,669.38	3,844,118.46	-	663,252.54	85.29
Fund Transfers	3,496,428.00	-	-	-	-	3,496,428.00	-
Miscellaneous	141,000.00	9,861.92	269,663.28	50,681.91	-	90,318.09	35.94
<b>TOTAL REVENUES</b>	<b>8,144,799.00</b>	<b>1,314,902.03</b>	<b>3,840,332.66</b>	<b>3,894,800.37</b>	<b>-</b>	<b>4,249,998.63</b>	<b>47.82%</b>
<u>EXPENDITURE SUMMARY</u>							
<u>NONDEPARTMENTAL</u>							
City Assistance	3,119,275.00	24,384.89	746,991.90	224,384.89	-	2,894,890.11	7.19
Fund Charges/Transfers	4,050,000.00	390,000.00	-	390,000.00	-	3,660,000.00	9.63
<b>TOTAL NONDEPARTMENTAL</b>	<b>7,169,275.00</b>	<b>414,384.89</b>	<b>746,991.90</b>	<b>614,384.89</b>	<b>-</b>	<b>6,554,890.11</b>	<b>8.57%</b>
<u>MISC &amp; PROJECTS</u>							
<u>PROJECTS</u>							
<u>ECONOMIC DEVELOPMENT</u>							
Supplies	750.00	116.09	293.51	299.25	15.30	435.45	41.94
City Support Services	19,900.00	495.00	4,056.31	2,305.07	51.52	17,543.41	11.84
Utility Services	3,695.00	372.61	1,496.38	878.68	-	2,816.32	23.78
Operations Support	148,610.00	20,094.06	25,608.37	37,557.88	1,552.97	109,499.15	26.32
Staff Support	29,100.00	1,430.82	3,557.91	3,023.51	465.68	25,610.81	11.99
City Assistance	202,500.00	-	264.33	-	-	202,500.00	-
Professional Services	61,300.00	11,024.50	9,886.74	18,568.50	-	42,731.50	30.29
Fund Charges/Transfers	504,669.00	252,334.50	461,636.00	504,669.00	-	-	100.00
Operating Equipment	5,000.00	175.25	651.90	2,175.25	130.98	2,693.77	46.12
<b>TOTAL ECONO DEVELOPMENT</b>	<b>975,524.00</b>	<b>286,042.83</b>	<b>507,451.45</b>	<b>569,477.14</b>	<b>2,216.45</b>	<b>403,830.41</b>	<b>58.60%</b>
<u>FM3009 ROAD&amp;BRIDGE EXPANSION</u>							
<b>TOTAL EXPENDITURES</b>	<b>8,144,799.00</b>	<b>700,427.72</b>	<b>1,254,443.35</b>	<b>1,183,862.03</b>	<b>2,216.45</b>	<b>6,958,720.52</b>	<b>14.56%</b>
<b>** REVENUE OVER(UNDER) EXPEND</b>	<b>0.00</b>	<b>614,474.31</b>	<b>2,585,889.31</b>	<b>2,710,938.34</b>	<b>(2,216.45)</b>	<b>(2,708,721.89)</b>	

**SED CORPORATION**  
**CASH IN BANK AND INVESTMENTS**

AS OF: June 30, 2021

Cash in Bank

Claim on Operating Cash Pool-Checking	\$ 300,423.76
---------------------------------------	---------------

Cash in Investments

Texas Class Investment-Economic Development Corp	20,358,098.88
Schertz Bank & Trust-Certificate of Deposit	1,080,548.16
Schertz Bank & Trust-Certificate of Deposit	<u>1,123,002.95</u>

<b>Total Cash in Bank &amp; Investments</b>	<b><u>\$ 22,862,073.75</u></b>
---	--------------------------------