



FOR YOUTH DEVELOPMENT®
FOR HEALTHY LIVING
FOR SOCIAL RESPONSIBILITY

CREATING LASTING CHANGE

SCHERTZ FAMILY YMCA

YMCA OF GREATER SAN ANTONIO

WHO WE ARE



WHO WE ARE

March 2010:
Schertz Family YMCA
Grand Opening



DID YOU KNOW?

696 Charter Members joined the Y by opening date in March 2010.

By May 2010, **1,551** Members joined the Schertz Family YMCA.

OUR MISSION

To put Judeo-Christian principles into practice through programs that build healthy spirit, mind and body for all.

OUR HISTORY

For over 147 years, we have been listening and responding to our community's most critical social needs, ensuring that everyone has the chance to learn, grow and thrive, regardless of age, income, ability, ethnicity or faith. We focus on youth development, healthy living, and social responsibility, and incorporate core values of caring, honesty, respect, responsibility, and faith into all we do.

AREAS OF IMPACT

AREAS OF IMPACT

Empowering young people to reach their full potential.

Programs

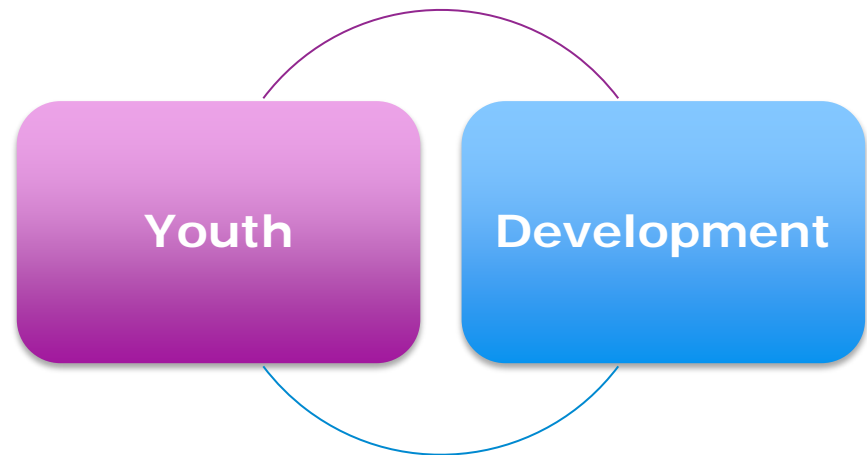
Afterschool Programs serve over **3,000** youth at 11 sites.

Summer Camp Day served over **975** youth.

100 Teens participated in the Y's VolunTeen program.

3,413 youth participated in life-saving swim lessons.

- **Childcare**
- **Education & Leadership, Teens**
- **Swim, Sports & Play**



AREAS OF IMPACT

Improving individual and community well-being.

Programs

- Group Exercise Classes
- Personal Training
- Healthy Living Programs



Healthy

Living

24 participants benefitted from the Y Diabetes Prevention & Weight Loss Programs

40 participants enrolled in Blood Pressure Monitoring Programs

YMCA Investment: \$18,050

AREAS OF IMPACT

Giving back and inspiring action in our communities.

Community

\$49,482 raised through Fundraising efforts in 2022.



Social

Responsibility

Partners in the Community Include:

SCUCISD, Food Bank, Chick-fil-a, Lions Club, Fully Promoted Signarma, Christian Brothers, Schertz/Cibolo/Selma Chamber of Commerce, New Day Church, and Raising Canes among others.

IMPACT TO SCHERTZ COMMUNITY



\$463,625 awarded to the community in Financial Assistance from 2018-2022.

4,750 kids engaged in youth sports from 2018-2022.


Hosted over **60** community events in the last 4 years alone.

975 campers attended Y Summer Day Camp from 2018-2022.

An average of **13,900** individual members were served monthly in 2022.

The Schertz Family YMCA received a **total of \$122K in improvements** in 2022, to include new flooring in main wellness center, personal training studio, electrical work, new mirrors, painting throughout the facility and new wall padding in the basketball gym.

WHO WE SERVE

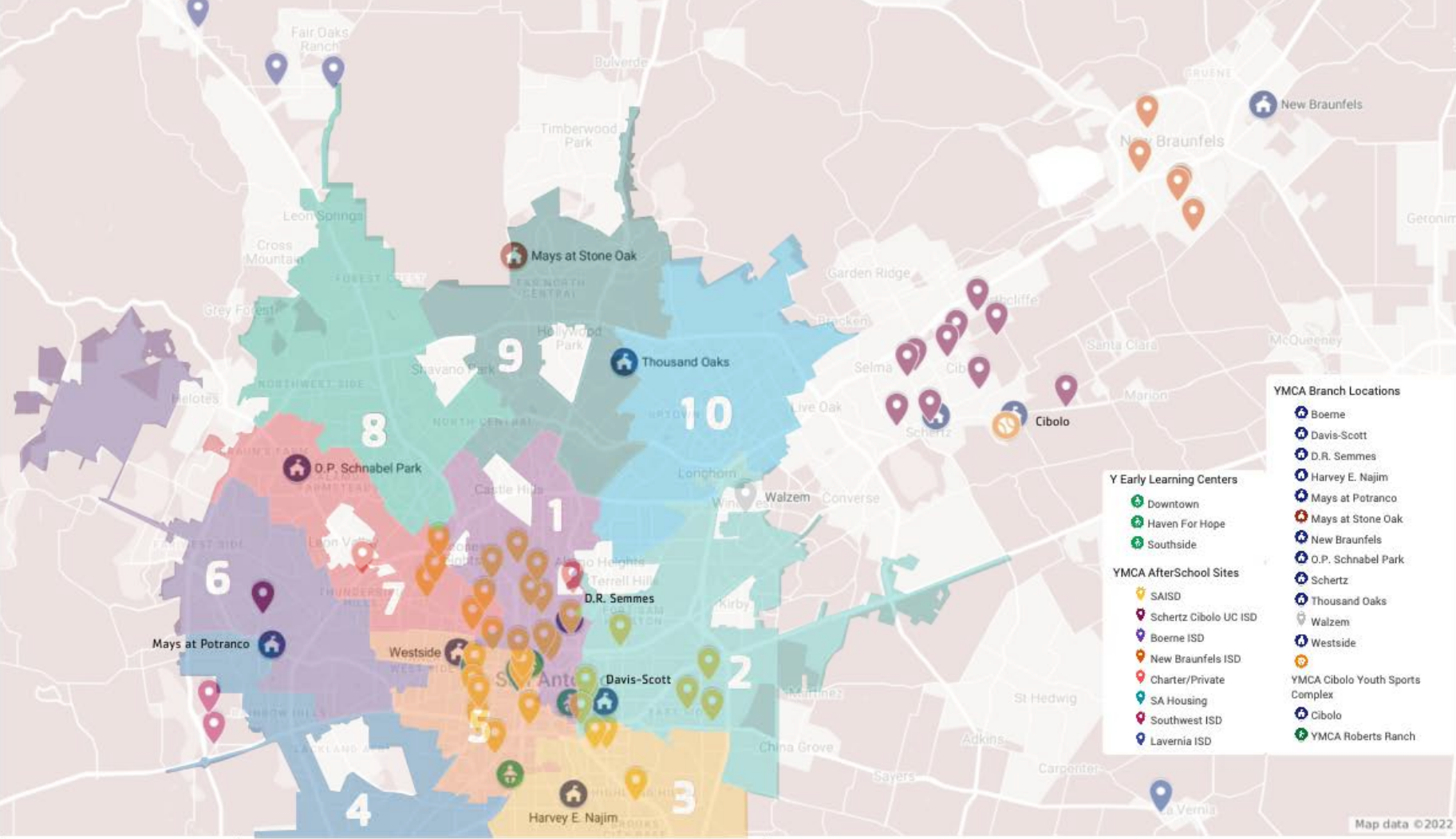


 YMA Roberts Ranch

 49.3 miles N of

 Loop 1604


2023 YMCA OF GREATER SAN ANTONIO - Area Footprint with districts



- YMCA Branch Locations**
-  Boerne
 -  Davis-Scott
 -  D.R. Semmes
 -  Harvey E. Najim
 -  Mays at Potranco
 -  Mays at Stone Oak
 -  New Braunfels
 -  O.P. Schnabel Park
 -  Schertz
 -  Thousand Oaks
 -  Walzem
 -  Westside
 -  YMCA Cibolo Youth Sports Complex
 -  Cibolo
 -  YMCA Roberts Ranch
- Y Early Learning Centers**
-  Downtown
 -  Haven For Hope
 -  Southside
- YMCA AfterSchool Sites**
-  SAISD
 -  Schertz Cibolo UC ISD
 -  Boerne ISD
 -  New Braunfels ISD
 -  Charter/Private
 -  SA Housing
 -  Southwest ISD
 -  Lavernia ISD

VALUE PROPOSITION OF YMCA MEMBERSHIP

Citywide &
Nationwide
Membership

YMCA 360
Virtual Access

Volunteer
Opportunities

Member Pricing
Benefits

Community &
Family Events

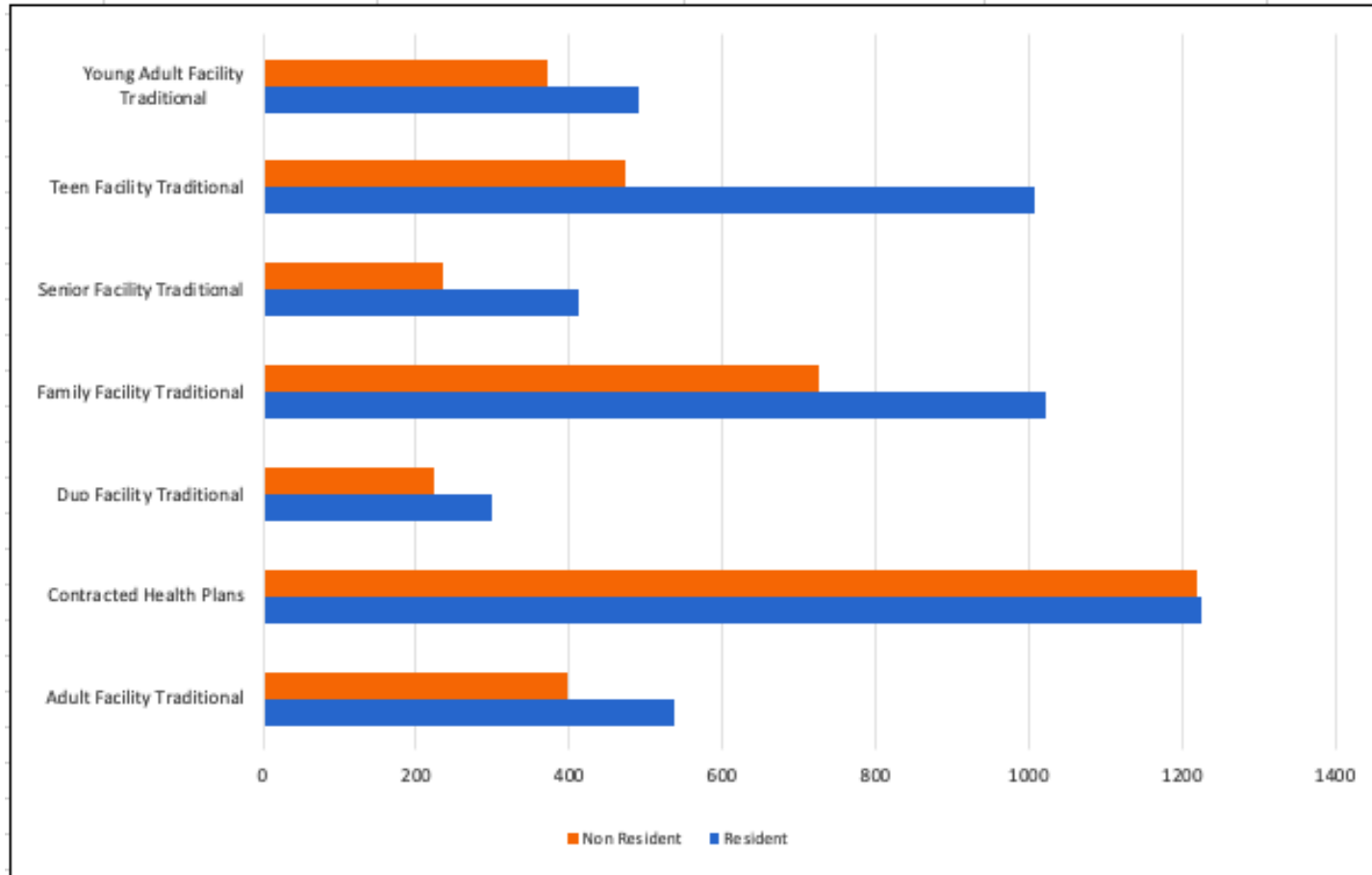
Financial
Assistance

Access to
Community-
Based
Programs

Partnerships &
Funding
Opportunities

National
Programming

MEMBERSHIP MIX OVER THE YEARS



VALUE OF YMCA OPERATING FACILITY

Fiscal Predictability

Operational Expertise

Mobilization of Staff and
Volunteers

National Support (Y-USA)

Facility & Equipment
Reinvestment

147 years of community
presence

Added value of programs:
Summer Day Camps,
Swim Lessons, Livestrong
at the Y, Healthy Living
programs, and community
events

Community Connector

Teen Programs

YMCA & THE CITY OF SCHERTZ

Financial Investment:

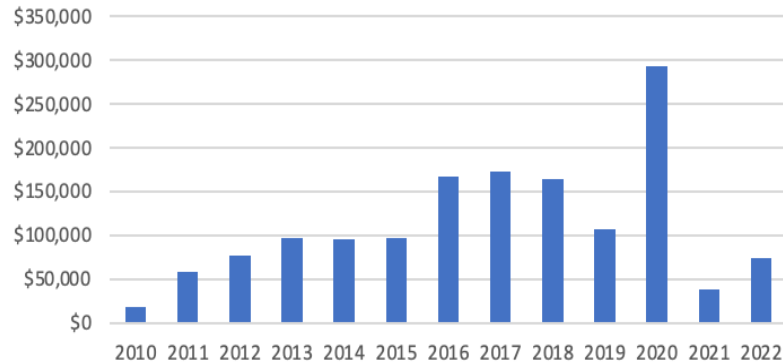
- **YMCA:** \$2M over 20 years (\$100K annually) for the Natatorium Construction Bond Debt Service
- **City:** \$100K annually for the Membership Fee Reduction Grant
- **City:** \$399K (*less 20% of previous year's surplus*) annually for the Pool Operations Grant

OPERATING PERFORMANCE UPDATE

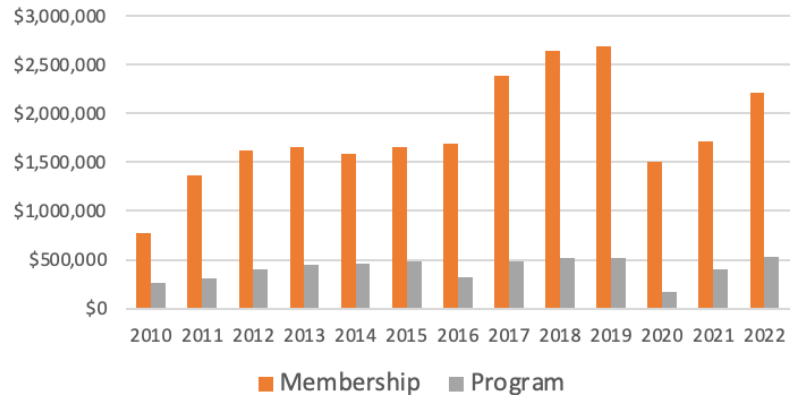
OPERATIONAL PERFORMANCE

(INCLUSIVE OF OUTDOOR POOLS & SENIOR CENTER MANAGEMENT)

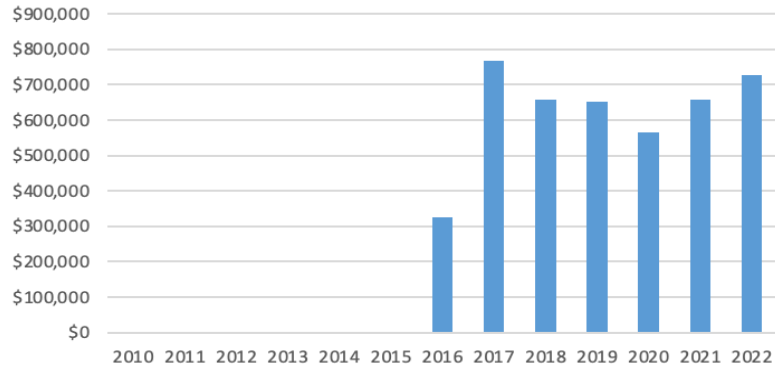
Contributed Support



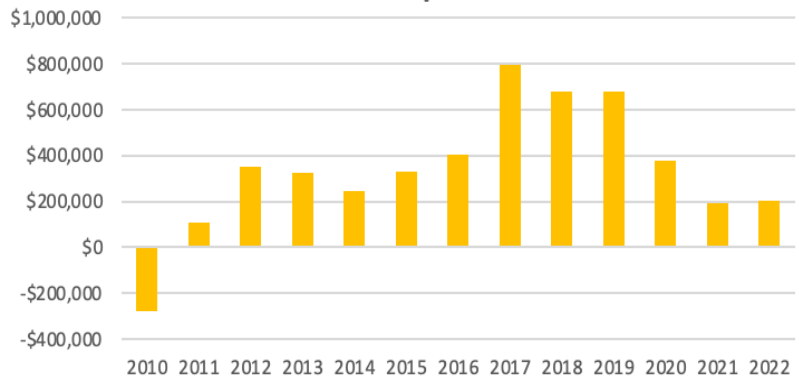
Earned Revenue



City Funding

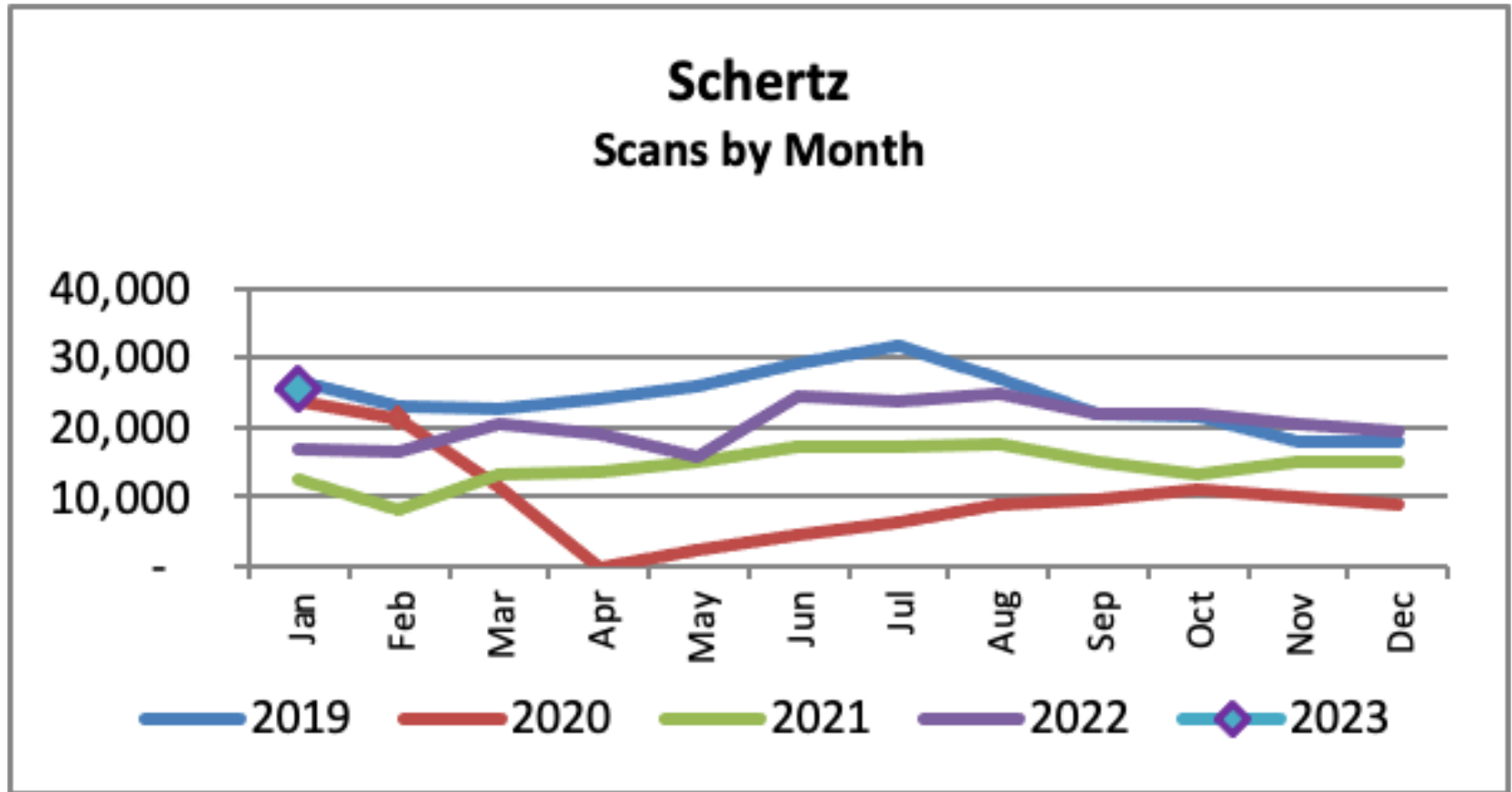


Net Surplus



- The Y has grown operations due to our long-standing industry expertise, commitment to the Schertz community, and national Y resources and support.
- Capital Expenditures of **\$765,333** have been re-invested into the Schertz facility (Audio/Visual, Fitness Equipment, Furniture, Flooring, and Facility Renovations)

OPERATIONAL PERFORMANCE



- Monthly scans recovered to pre-COVID levels for the first time in Fall 2022.
- Membership has grown by **3,769** units since the March 2010 opening.

**COMMUNITY
INVESTMENT /
EVENTS /
ENGAGEMENT**

PROGRAMS & SERVICES

SCHERTZ AREA SENIOR CENTER

The Schertz Area Senior Center is owned by the City of Schertz and managed through a partnership with the Schertz Family YMCA.

Menu of services: Art Classes, Canasta, Health Screenings, Yoga, Aqua Aerobics, Chair Volleyball, Poker, Zumba, Bible Study, Coloring Book, Technology Classes, Bingo Club, Dances, Silver Sneakers, Bunco, Dominoes, Wii Bowling and more.



PROGRAMS & SERVICES

POLAR BEAR PLUNGE

This event invites community to take a dip in a cold pool to help raise money.

Each year, the Y offers scholarships that teach children life-saving water safety skills to children most at risk of drowning.

199 participants from 2019-2023.



PROGRAMS & SERVICES

DUNKIN' FOR PUMPKINS

Each year, the Schertz Family YMCA partners with the City of Schertz to host a floating pumpkin patch at the Schertz Aquatic Center to raise funds for the YMCA's Open Doors Scholarship Program, giving everyone a chance to join the Y.

706 youth have participated.



PROGRAMS & SERVICES

TRUNK OR TREAT

An Annual Event in partnership with the City of Schertz, Trunk or Treat offers a safe alternative to Traditional Trick or Treating. Hundreds of youth enjoy the annual event.




PROGRAMS & SERVICES

MOVIN ON MAIN

Annually, in partnership with the City of Schertz, the Schertz Family YMCA provides group exercise classes and instructors during the event for families to experience.

Zumba, Dance, Hip-Hop and many more formats are offered.




PROGRAMS & SERVICES

EASTER EGG-STRAVAGANZA

Families participate yearly in this Egg search event. In partnership with the City of Schertz and the Schertz Aquatic Center. Many families participate in the fun, food and activities.

Over the year **990** youth participated.



COMMUNITY FEEDBACK

HOW WE COMPARE

"I love that the programs and activities are always welcoming. If there are any issues, they are always taken care of."

"Love the program leaders & cleanliness of the facility."

"Staff and members are very friendly and welcoming."



Experience Based



Nationally – top 10 percentile
(75 NPS)



The YMCA Experience is
focused on 4 attributes:



Welcoming



Connecting



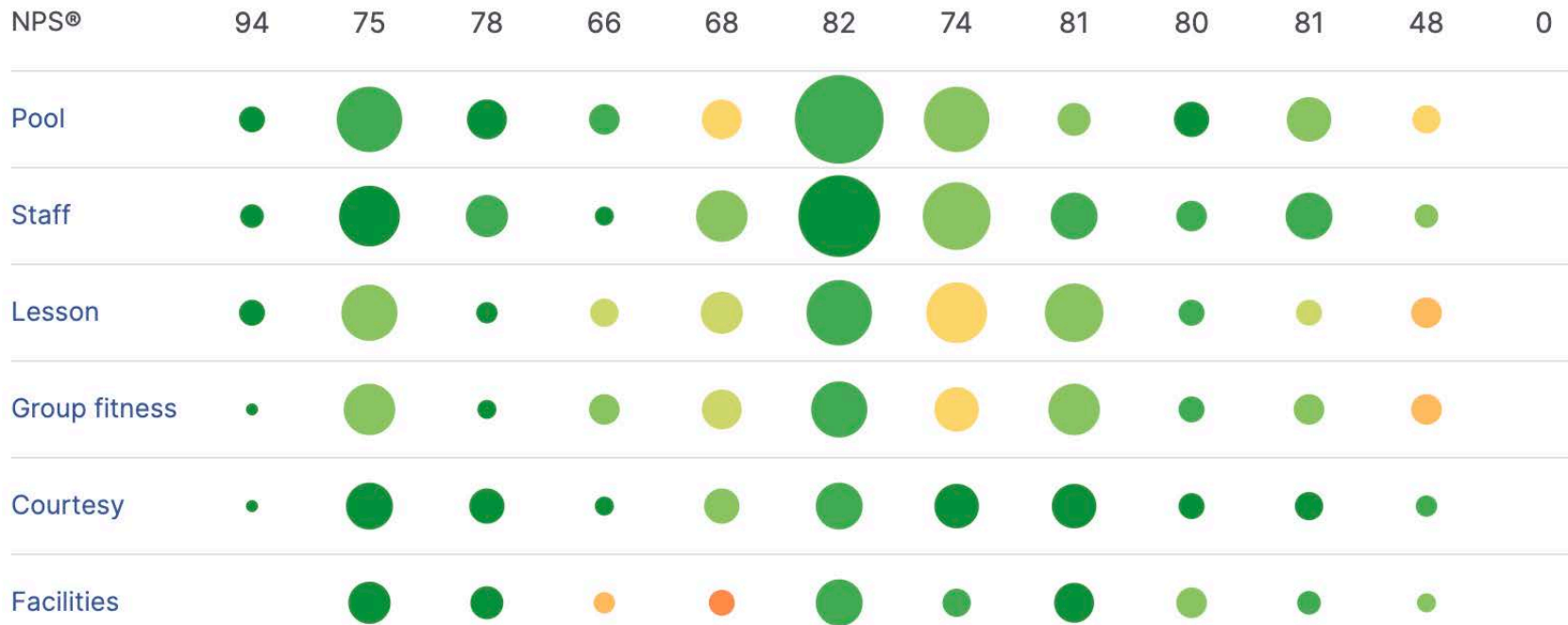
Supporting



Inviting

FEEDBACK FROM SCHERTZ FAMILY YMCA MEMBERS

Themes Over Time





THANK YOU

Louis Lopez, President & CEO
YMCA OF GREATER SAN ANTONIO
210-246-9600
LouisL@ymcasatx.org