

**CITY OF SCHERTZ, TEXAS**

**ADDENDUM NO. 1**

**PROJECT NAME: FM 2252 TXDOT UTILITY ADJUSTMENT: WATER  
MAIN RELOCATIONS**

**PROJECT NUMBER: 2023-004**

**ISSUE DATE: 2-16-2023**

**TO: Prospective Respondents**

Be advised that this Addendum No 1 affects the following changes in the Procurement Documents:

Bid Documents:

1. Replace Instruction to Proposers with Instruction to Bidders, attached. The award of the contract will be provided to the lowest qualified bidder.
2. Replace "The Agreement Between Owner and Contractor for Construction Contract (Stipulated Price)", pages A-1 and A-4 with the attached.

Construction Plans

3. Replace SHT\_1: Cover Page, attached. Updated with names of new City Manager and Council Members
4. Revise quantity table on Sheet 5 to match Bid Documents, correct item 02516 unit to Linear Foot. Attached.

The Project is hereby modified as set forth in this Addendum. The original Project Documents and any previously issued addenda remain in full force and effect, except as modified by this Addendum, which is hereby made part of the Project. Respondent shall take this Addendum into consideration when preparing and submitting its submission.



*Mark B. Hill*  
*02-16-2023*

**THE CITY OF SCHERTZ, TEXAS**

**REQUEST FOR BID (RFB)  
for**

**FM 2252 UTILITY ADJUSTMENTS  
WATER MAIN RELOCATION  
PROJECT # 2023-004**

January 24, 2023

**SCHERTZ**  
COMMUNITY \* SERVICE \* OPPORTUNITY

**1400 SCHERTZ PARKWAY  
SCHERTZ, TEXAS 78154**



*Mark B Hill*  
*1-24-2023*

**TABLE OF CONTENTS**

**BIDDING AND CONTRACT REQUIREMENTS: ..... PAGE**

Table of Contents ..... TC

Invitation for Bidders ..... IV

Instructions for Bidders..... ITB

Bid Form .....BF

Qualifications Statement..... QS

Bid Bond ..... BB

Performance Bond .....PB

Payment Bond .....PYB

Agreement.....A

Standard General Conditions ..... EJCDC C-700

Supplementary Conditions.....SC

CITY OF SCHERTZ  
**INVITATION FOR BIDS**

The City of Schertz is issuing a Request for Proposals for construction services of FM 2252  
TXDOT UTILITY ADJUSTMENT: WATER MAIN RELOCATION, PROJECT# 2023-004

Sealed Proposals shall be **submitted to the Purchasing Department** of the City of Schertz located at 1400 Schertz Parkway, Building #2, Schertz, Texas 78154 **by 3:00 P.M. (CST) on Wednesday, FEBRUARY 22, 2023 via hand delivery or mail. \*\*No fax or E-mail bids will be accepted.\*\*** Sealed proposals must be submitted with one (1) electronic (USB or Disc) and one (1) original hardcopy. RFPs submitted after the aforementioned date and time will not be accepted.

**Procurement documents can be obtained from the City's website at <http://www.schertz.com/bids.aspx>. Be advised that if your company is contemplating responding to this procurement it is highly recommended that you register on the City's website for notifications to be updated when additional information is published. The City's website will be used as the sole source for official correspondence including changes or additions to the procurement documents via addenda.**

A pre-submittal conference will be held on **Thursday, February 2, 2023 11:00 A.M. (CST)** in the City of Schertz Bob Andrews Conference Room at 1400 Schertz Parkway, Bldg. #1, Schertz, Texas 78154. Questions are due no later than **Wednesday, February 8, 2023 at 5:00 P.M. (CST)**. All questions in reference to this RFP must be directed to the Purchasing Department **in writing** at [jgohlke@schertz.com](mailto:jgohlke@schertz.com)

The City of Schertz reserves the right to refuse and reject any or all responses, waive any or all formalities or technicalities, accept the response or portions of the response determined to be the best and most advantageous to the City, and hold the responses for a period of 90 days without taking action. The City of Schertz reserves the right to accept responses from more than one firm determined to be the best option for the City. Respondents are required to hold their responses firm for the same period of time.

**Hand-delivered & Courier Submissions:**  
Purchasing Department  
1400 Schertz Parkway, Bldg. # 2, Schertz, TX 78154

**LABELING INSTRUCTIONS:** Envelopes must be SEALED AND CLEARLY MARKED:

**CITY OF SCHERTZ RFP# 2023-004  
FM 2252 TXDOT UTILITY ADJUSTMENT: WATER MAIN RELOCATION**

**BID FORM**

CITY OF SCHERTZ

FM2252 TXDOT UTILITY ADJUSTEMENTS

WATER MAIN RELOCATION

PROJECT # 2023-004

**TABLE OF CONTENTS**

	<b>Page</b>
ARTICLE 1 – Bid Recipient .....	1
ARTICLE 2 – Bidder’s Acknowledgements.....	1
ARTICLE 3 – Bidder’s Representations .....	1
ARTICLE 4 – Bidder’s Certification.....	2
ARTICLE 5 – Basis of Bid .....	3
ARTICLE 6 – Time of Completion.....	4
ARTICLE 7 – Attachments to this Bid.....	4
ARTICLE 8 – Defined Terms.....	4
ARTICLE 9 – Bid Submittal .....	5

**ARTICLE 1 – BID RECIPIENT**

1.01 This Bid is submitted to:

**JULIE GOHLKE  
PURCHASING MANAGER  
CITY OF SCHERTZ  
1400 SCHERTZ PKWY, BLDG2 "ADMINISTRATION"  
SCHERTZ, TX 78154**

1.02 The undersigned Bidder proposes and agrees, if this Bid is accepted, to enter into an Agreement with Owner in the form included in the Bidding Documents to perform all Work as specified or indicated in the Bidding Documents for the prices and within the times indicated in this Bid and in accordance with the other terms and conditions of the Bidding Documents.

**ARTICLE 2 – BIDDER’S ACKNOWLEDGEMENTS**

2.01 Bidder accepts all of the terms and conditions of the Instructions to Bidders, including without limitation those dealing with the disposition of Bid security. This Bid will remain subject to acceptance for 60 days after the Bid opening, or for such longer period of time that Bidder may agree to in writing upon request of Owner.

**ARTICLE 3 – BIDDER’S REPRESENTATIONS**

3.01 In submitting this Bid, Bidder represents that:

A. Bidder has examined and carefully studied the Bidding Documents, and any data and reference items identified in the Bidding Documents, and hereby acknowledges receipt of the following Addenda:

<u>Addendum No.</u>	<u>Addendum, Date</u>
No.1	02/16/2023
_____	_____
_____	_____
_____	_____

B. Bidder has visited the Site, conducted a thorough, alert visual examination of the Site and adjacent areas, and become familiar with and satisfied itself as to the general, local, and Site conditions that may affect cost, progress, and performance of the Work.

C. Bidder is familiar with and has satisfied itself as to all Laws and Regulations that may affect cost, progress, and performance of the Work.

D. Bidder has carefully studied all: (1) reports of explorations and tests of subsurface conditions at or adjacent to the Site and all drawings of physical conditions relating to existing surface or subsurface structures at the Site that have been identified in the Supplementary Conditions, especially with respect to Technical Data in such reports and drawings, and (2) reports and drawings relating to Hazardous Environmental Conditions, if any, at or adjacent to the Site that have been identified in the Supplementary Conditions, especially with respect to Technical Data in such reports and drawings.

- E. Bidder has considered the information known to Bidder itself; information commonly known to contractors doing business in the locality of the Site; information and observations obtained from visits to the Site; the Bidding Documents; and any Site-related reports and drawings identified in the Bidding Documents, with respect to the effect of such information, observations, and documents on (1) the cost, progress, and performance of the Work; (2) the means, methods, techniques, sequences, and procedures of construction to be employed by Bidder; and (3) Bidder's safety precautions and programs.
- F. Bidder agrees, based on the information and observations referred to in the preceding paragraph, that no further examinations, investigations, explorations, tests, studies, or data are necessary for the determination of this Bid for performance of the Work at the price bid and within the times required, and in accordance with the other terms and conditions of the Bidding Documents.
- G. Bidder is aware of the general nature of work to be performed by Owner and others at the Site that relates to the Work as indicated in the Bidding Documents.
- H. Bidder has given Engineer written notice of all conflicts, errors, ambiguities, or discrepancies that Bidder has discovered in the Bidding Documents, and confirms that the written resolution thereof by Engineer is acceptable to Bidder.
- I. The Bidding Documents are generally sufficient to indicate and convey understanding of all terms and conditions for the performance and furnishing of the Work.
- J. The submission of this Bid constitutes an incontrovertible representation by Bidder that Bidder has complied with every requirement of this Article, and that without exception the Bid and all prices in the Bid are premised upon performing and furnishing the Work required by the Bidding Documents.

#### **ARTICLE 4 – BIDDER'S CERTIFICATION**

##### **4.01 Bidder certifies that:**

- A. This Bid is genuine and not made in the interest of or on behalf of any undisclosed individual or entity and is not submitted in conformity with any collusive agreement or rules of any group, association, organization, or corporation;
- B. Bidder has not directly or indirectly induced or solicited any other Bidder to submit a false or sham Bid;
- C. Bidder has not solicited or induced any individual or entity to refrain from bidding; and
- D. Bidder has not engaged in corrupt, fraudulent, collusive, or coercive practices in competing for the Contract. For the purposes of this Paragraph 4.01.D:
  - 1. "corrupt practice" means the offering, giving, receiving, or soliciting of any thing of value likely to influence the action of a public official in the bidding process;
  - 2. "fraudulent practice" means an intentional misrepresentation of facts made (a) to influence the bidding process to the detriment of Owner, (b) to establish bid prices at artificial non-competitive levels, or (c) to deprive Owner of the benefits of free and open competition;
  - 3. "collusive practice" means a scheme or arrangement between two or more Bidders, with or without the knowledge of Owner, a purpose of which is to establish bid prices at artificial, non-competitive levels; and

4. "coercive practice" means harming or threatening to harm, directly or indirectly, persons or their property to influence their participation in the bidding process or affect the execution of the Contract.

**ARTICLE 5 – BASIS OF BID**

5.01 Bidder will complete the Work in accordance with the Contract Documents for the following price(s):

<b>BID SCHEDULE –SCHERTZ FM 2252 TXDOT UTILITY ADJUSTMENTS: WATER MAIN RELOCATION</b>					
<b>Item No.</b>	<b>Description</b>	<b>Unit</b>	<b>Estimated Quantity</b>	<b>Bid Unit Price</b>	<b>Bid Price</b>
1	TPDES -Storm Water Pollution Prevention Plan	ls	1	9,500	9,500
2	Mobilization	ls	1	39,500	39,500
3	Traffic Control and Regulation	ls	1	8,500	8,500
4	Site Restoration (Utility Construction)	lf	446	10	4,460
5	Adjust Valve Box	ea	5	350	1,750
6	Remove Water Main (AC) (12")	lf	418	60	25,080
7	Remove Water Main (STL) (18")	lf	35.8	65	2,327
8	Clearing and Grubbing	acre	0.25	8,950	2,237 <sup>50</sup>
9	Trench Safety System	lf	658	1	658
10	Water Pipe (PVC C900) (Complete) (Open Cut) (12 IN)	lf	346	251	86,846
11	Water Tie-In (Complete) (12")	ea	2	6,450	12,900
12	Water Cut, Plug, Abandon (18 IN)	lf	340	60	20,400
13	Fire Hydrant Assembly (Complete)	ea	1	12,500	12,500
14	Fire Hydrant Branch (Ductile Iron) (6 in) (Open Cut)	lf	18	250	4,500
15	Salvage Fire Hydrant	ea	1	950	950
16	Blow Off Valve (12" X 2") (TEMP)	ea	1	6,900	6,900
17	Water Tapping Sleeve and Valve (12X6)	ea	1	7,650	7,650
18	Water Meter Adjust Box (Complete)	ea	1	395	395

<b>Total of All Unit Price Bid Items</b>	<b>247,053<sup>50</sup></b>
--	-----------------------------

Bidder acknowledges that (1) each Bid Unit Price includes an amount considered by Bidder to be adequate to cover Contractor's overhead and profit for each separately identified item, and (2) estimated quantities are not guaranteed, and are solely for the purpose of comparison of Bids, and final payment for all unit price Bid items will be based on actual quantities, determined as provided in the Contract Documents.

**ARTICLE 6 – TIME OF COMPLETION**

- 6.01 Bidder agrees that the Work will be substantially complete within 90 calendar days after the date when the Contract Times commence to run as provided in Paragraph 4.01 of the General Conditions, and will be completed and ready for final payment in accordance with Paragraph 15.06 of the General Conditions within 120 calendar days after the date when the Contract Times commence to run.
- 6.02 Bidder accepts the provisions of the Agreement as to liquidated damages.

**ARTICLE 7 – ATTACHMENTS TO THIS BID**

- 7.01 The following documents are submitted with and made a condition of this Bid:
  - A. Required Bid security;
  - B. List of Proposed Subcontractors; \*To be provided if Low Bidder\*
  - C. List of Proposed Suppliers; \*To be provided if Low Bidder\*
  - D. List of Project References; \*See Attachment I\*
  - E. Evidence of authority to do business in the state of the Project; or a written covenant to obtain such license within the time for acceptance of Bids;
  - F. Required Bidder Qualification Statement with supporting data; and
  - G. Form 1295 – Certificate of Interested Parties (Bidder must complete form online at [www.ethics.state.tx.us/File](http://www.ethics.state.tx.us/File)); and
  - H. Prohibition on Contracts With Companies Boycotting Israel

**ARTICLE 8 – DEFINED TERMS**

- 8.01 The terms used in this Bid with initial capital letters have the meanings stated in the Instructions to Bidders, the General Conditions, and the Supplementary Conditions.

**ARTICLE 9 – BID SUBMITTAL**

BIDDER: *[Indicate correct name of bidding entity]*

C.C. Carlton Industries, LTD

By:  
*[Signature]*

 C. Craig Carlton, Mng. to the G.P.

*[Printed name]*

C. Craig Carlton

*(If Bidder is a corporation, a limited liability company, a partnership, or a joint venture, attach evidence of authority to sign.)*

Attest:  
*[Signature]*



*[Printed name]*

Jay George

Title:

V.P. of Estimating

Submittal Date:

February 22, 2023

Address for giving notices:

3102 Bee Caves Rd., Ste 200, Austin, Texas 78746

Telephone Number:

512-476-4282

Fax Number:

512-476-4286

Contact Name and e-mail address:

Benjamin Lyon, blyon@cccCarlton.com

Bidder's License No.:

*(where applicable)*

**NOTE TO USER:** Use in those states or other jurisdictions where applicable or required.

## QUALIFICATIONS STATEMENT

THE INFORMATION SUPPLIED IN THIS DOCUMENT IS CONFIDENTIAL TO THE EXTENT PERMITTED BY LAWS AND REGULATIONS

### 1. SUBMITTED BY:

Official Name of Firm: C.C. Carlton Industries, LTD

Address: 3102 Bee Caves Rd., Ste 200, Austin, Texas 78746

### 2. SUBMITTED TO:

City of Schertz

### 3. SUBMITTED FOR:

Owner: City of Schertz

Project Name: FM 2252 Waterline Relocation

TYPE OF WORK: Site work and Utilities

### 4. CONTRACTOR'S CONTACT INFORMATION

Contact Person: Benjamin Lyon

Title: CEO of CCCI

Phone: 936-870-6325

Email: blyon@cccCarlton.com

**5. AFFILIATED COMPANIES:**

Name: \_\_\_\_\_  
Address: \_\_\_\_\_  
\_\_\_\_\_  
\_\_\_\_\_

**6. TYPE OF ORGANIZATION:**

SOLE PROPRIETORSHIP

Name of Owner: \_\_\_\_\_

Doing Business As: \_\_\_\_\_

Date of Organization: \_\_\_\_\_

PARTNERSHIP

Date of Organization: April 1999

Type of Partnership: Limited Partnership

Name of General Partner(s): C. Craig Carlton, Manager to the G.P.

CORPORATION

State of Organization: \_\_\_\_\_

Date of Organization: \_\_\_\_\_

Executive Officers:

- President: \_\_\_\_\_

- Vice President(s): \_\_\_\_\_

\_\_\_\_\_

- Treasurer: \_\_\_\_\_

- Secretary: \_\_\_\_\_

LIMITED LIABILITY COMPANY

State of Organization:

---

Date of Organization:

---

Members:

---

---

---

---

JOINT VENTURE

Sate of Organization:

---

Date of Organization:

---

Form of Organization:

---

Joint Venture Managing Partner

- Name:

---

- Address:

---

---

---

Joint Venture Managing Partner

- Name:

---

- Address:

---

---

Joint Venture Managing Partner

- Name:

---

- Address:

---

---

**7. LICENSING**

Jurisdiction: \_\_\_\_\_  
Type of License: \_\_\_\_\_  
License Number: \_\_\_\_\_  
Jurisdiction: \_\_\_\_\_  
Type of License: \_\_\_\_\_  
License Number: \_\_\_\_\_

**8. CERTIFICATIONS**

**CERTIFIED BY:**

Disadvantage Business Enterprise: \_\_\_\_\_  
Minority Business Enterprise: \_\_\_\_\_  
Woman Owned Enterprise: \_\_\_\_\_  
Small Business Enterprise: \_\_\_\_\_  
Other ( \_\_\_\_\_ ): \_\_\_\_\_

**9. BONDING INFORMATION**

Bonding Company: Time Insurance Agency  
Address: 1405 East Riverside Drive, Austin, Texas 78741  
  
Bonding Agent: John W. Schuler  
Address: 1405 East Riverside Drive, Austin, Texas 78741  
  
Contact Name: John W. Schuler  
Phone: 512-447-7773  
  
Aggregate Bonding Capacity: \$50,000,000.00/\$100,000,000.00  
Available Bonding Capacity as of date of this submittal: \$40,000,000.00

**10. FINANCIAL INFORMATION**

Financial Institution:	First United Bank
Address:	2725 Bee Caves Rd., Rollingwood, Texas 78746
Account Manager:	Pilar Castillo
Phone:	512-465-4562

INCLUDE AS AN ATTACHMENT AN AUDITED BALANCE SHEET FOR EACH OF THE LAST 3 YEARS

**11. CONSTRUCTION EXPERIENCE:**

Current Experience:

List on **Schedule A** all uncompleted projects currently under contract (If Joint Venture list each participant's projects separately).

Previous Experience:

List on **Schedule B** all projects completed within the last 5 Years (If Joint Venture list each participant's projects separately).

Has firm listed in Section 1 ever failed to complete a construction contract awarded to it?

YES  NO

If YES, attach as an Attachment details including Project Owner's contact information.

Has any Corporate Officer, Partner, Joint Venture participant or Proprietor ever failed to complete a construction contract awarded to them in their name or when acting as a principal of another entity?

YES  NO

If YES, attach as an Attachment details including Project Owner's contact information.

Are there any judgments, claims, disputes or litigation pending or outstanding involving the firm listed in Section 1 or any of its officers (or any of its partners if a partnership or any of the individual entities if a joint venture)?

YES  NO

If YES, attach as an Attachment details including Project Owner's contact information.

**12. SAFETY PROGRAM:**

Name of Contractor's Safety Officer: Joe Carvajal

Include the following as attachments:

Provide as an Attachment Contractor's (and Contractor's proposed Subcontractors and Suppliers furnishing or performing Work having a value in excess of 10 percent of the total amount of the Bid) OSHA No. 500- Log & Summary of Occupational Injuries & Illnesses for the past 5 years. \*See Attachment G\*

Provide as an Attachment Contractor's (and Contractor's proposed Subcontractors and Suppliers furnishing or performing Work having a value in excess of 10 percent of the total amount of the Bid) list of all OSHA Citations & Notifications of Penalty (monetary or other) received within the last 5 years (indicate disposition as applicable) - IF NONE SO STATE.

Provide as an Attachment Contractor's (and Contractor's proposed Subcontractors and Suppliers furnishing or performing Work having a value in excess of 10 percent of the total amount of the Bid) list of all safety citations or violations under any state all received within the last 5 years (indicate disposition as applicable) - IF NONE SO STATE.

Provide the following for the firm listed in Section V (and for each proposed Subcontractor furnishing or performing Work having a value in excess of 10 percent of the total amount of the Bid) the following (attach additional sheets as necessary):

Workers' compensation Experience Modification Rate (EMR) for the last 5 years:

YEAR	_____	EMR	<u>*Reference Attachment G*</u>
YEAR	_____	EMR	_____
YEAR	_____	EMR	_____
YEAR	_____	EMR	_____
YEAR	_____	EMR	_____

Total Recordable Frequency Rate (TRFR) for the last 5 years:

YEAR	_____	TRFR	<u>*Reference Attachment G*</u>
YEAR	_____	TRFR	_____
YEAR	_____	TRFR	_____
YEAR	_____	TRFR	_____
YEAR	_____	TRFR	_____

Total number of man-hours worked for the last 5 Years:

YEAR	_____	TOTAL NUMBER OF MAN-HOURS	*Reference Attachment G*
YEAR	_____	TOTAL NUMBER OF MAN-HOURS	_____
YEAR	_____	TOTAL NUMBER OF MAN-HOURS	_____
YEAR	_____	TOTAL NUMBER OF MAN-HOURS	_____
YEAR	_____	TOTAL NUMBER OF MAN-HOURS	_____

Provide Contractor's (and Contractor's proposed Subcontractors and Suppliers furnishing or performing Work having a value in excess of 10 percent of the total amount of the Bid) Days Away From Work, Days of Restricted Work Activity or Job Transfer (DART) incidence rate for the particular industry or type of Work to be performed by Contractor and each of Contractor's proposed Subcontractors and Suppliers) for the last 5 years:


YEAR	_____	DART	*Reference Attachment G*
YEAR	_____	DART	_____
YEAR	_____	DART	_____
YEAR	_____	DART	_____
YEAR	_____	DART	_____

**13. EQUIPMENT:**

MAJOR EQUIPMENT:

List on **Schedule C** all pieces of major equipment available for use on Owner's Project.


I HEREBY CERTIFY THAT THE INFORMATION SUBMITTED HEREWITH, INCLUDING ANY ATTACHMENTS, IS TRUE TO THE BEST OF MY KNOWLEDGE AND BELIEF.

NAME OF ORGANIZATION: C.C. Carlton Industries, LTD  
BY:   
TITLE: V.P. of Estimating  
DATED: February 22, 2023

NOTARY ATTEST:

SUBSCRIBED AND SWORN TO BEFORE ME  
THIS 22nd DAY OF February, 2023

NOTARY PUBLIC - STATE OF Texas  
MY COMMISSION EXPIRES: 10/12/2025



REQUIRED ATTACHMENTS

1. Schedule A (Current Experience).
2. Schedule B (Previous Experience).
3. Schedule C (Major Equipment).
4. Audited balance sheet for each of the last 3 years for firm named in Section 1.  
\*See Attachment D\*
5. Evidence of authority for individuals listed in Section 7 to bind organization to an agreement.  
\*See Attachment E\*
6. Resumes of officers and key individuals (including Safety Officer) of firm named in Section 1.  
\*See Attachment F\*
7. Required safety program submittals listed in Section 13.  
\*See Attachment G\*
8. Additional items as pertinent.
9. Proposed Schedule (estimating 420 calendar days beginning on September 1<sup>st</sup> 2021).  
\*See Attachment H\*

**SCHEDULE A**

**CURRENT EXPERIENCE**

Project Name	Owner's Contact Person	Design Engineer	Contract Date	Type of Work	Status	Cost of Work
*See Attached A-1*	Name: Address: Telephone:	Name: Company: Telephone:				
	Name: Address: Telephone:	Name: Company: Telephone:				
	Name: Address: Telephone:	Name: Company: Telephone:				
	Name: Address: Telephone:	Name: Company: Telephone:				
	Name: Address: Telephone:	Name: Company: Telephone:				
	Name: Address: Telephone:	Name: Company: Telephone:				
	Name: Address: Telephone:	Name: Company: Telephone:				

## SCHEDULE B

PREVIOUS EXPERIENCE (Include ALL Projects Completed within last 5 years)

Project Name	Owner's Contact Person	Design Engineer	Contract Date	Type of Work	Status	Cost of Work
*See Attached B-1*	Name: Address: Telephone:	Name: Company: Telephone:				
	Name: Address: Telephone:	Name: Company: Telephone:				
	Name: Address: Telephone:	Name: Company: Telephone:				
	Name: Address: Telephone:	Name: Company: Telephone:				
	Name: Address: Telephone:	Name: Company: Telephone:				

**SCHEDULE B**

**PREVIOUS EXPERIENCE (Include ALL Projects Completed within last 5 years)**

Project Name	Owner's Contact Person	Design Engineer	Contract Date	Type of Work	Status	Cost of Work
	Name: Address: Telephone:	Name: Company: Telephone:				
	Name: Address: Telephone:	Name: Company: Telephone:				
	Name: Address: Telephone:	Name: Company: Telephone:				
	Name: Address: Telephone:	Name: Company: Telephone:				
	Name: Address: Telephone:	Name: Company: Telephone:				
	Name: Address: Telephone:	Name: Company: Telephone:				
	Name: Address: Telephone:	Name: Company: Telephone:				



### BID BOND

Any singular reference to Bidder, Surety, Owner or other party shall be considered plural where applicable.

**BIDDER (Name and Address):**

CC Carlton Industries, Ltd.  
3102 Bee Caves Road, Suite  
200, Austin, Texas 78746

**SURETY (Name, and Address of Principal Place of Business):**

Atlantic Specialty Insurance Company  
14160 N Dallas Pkwy, Suite 760  
Dallas, TX 75254

**OWNER (Name and Address):**

City of Schertz  
1400 Schertz Pkwy  
Schertz, TX 78154

**BID**

Bid Due Date: February 22, 2023  
Description (Project Name— Include Location): FM 2252 TXDOT Utility Adjustment

**BOND**

Bond Number: Bid Bond  
Date: February 22, 2023  
Penal sum

Five Percent of Amount Bid \$ (5%)  
(Words) (Figures)



Surety and Bidder, intending to be legally bound hereby, subject to the terms set forth below, do each cause this Bid Bond to be duly executed by an authorized officer, agent, or representative.


**BIDDER**

CC Carlton Industries, Ltd. (Seal)  
Bidder's Name and Corporate Seal

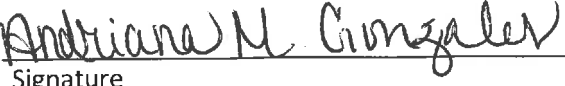
**SURETY**

Atlantic Specialty Insurance Company (Seal)  
Surety's Name and Corporate Seal

By:   
Signature  
  
Print Name  
V.P. of Estimating  
Title

By:   
Signature (Attach Power of Attorney)  
John W. Schuler  
Print Name  
Attorney-in-fact  
Title

Attest:   
Signature  
Title Exec. Est. Coordinator

Attest:   
Signature  
Title Bond Admin.

Note: Addresses are to be used for giving any required notice.  
Provide execution by any additional parties, such as joint venturers, if necessary.

1. Bidder and Surety, jointly and severally, bind themselves, their heirs, executors, administrators, successors, and assigns to pay to Owner upon default of Bidder the penal sum set forth on the face of this Bond. Payment of the penal sum is the extent of Bidder's and Surety's liability. Recovery of such penal sum under the terms of this Bond shall be Owner's sole and exclusive remedy upon default of Bidder.
2. Default of Bidder shall occur upon the failure of Bidder to deliver within the time required by the Bidding Documents (or any extension thereof agreed to in writing by Owner) the executed Agreement required by the Bidding Documents and any performance and payment bonds required by the Bidding Documents.
3. This obligation shall be null and void if:
  - 3.1 Owner accepts Bidder's Bid and Bidder delivers within the time required by the Bidding Documents (or any extension thereof agreed to in writing by Owner) the executed Agreement required by the Bidding Documents and any performance and payment bonds required by the Bidding Documents, or
  - 3.2 All Bids are rejected by Owner, or
  - 3.3 Owner fails to issue a Notice of Award to Bidder within the time specified in the Bidding Documents (or any extension thereof agreed to in writing by Bidder and, if applicable, consented to by Surety when required by Paragraph 5 hereof).
4. Payment under this Bond will be due and payable upon default of Bidder and within 30 calendar days after receipt by Bidder and Surety of written notice of default from Owner, which notice will be given with reasonable promptness, identifying this Bond and the Project and including a statement of the amount due.
5. Surety waives notice of any and all defenses based on or arising out of any time extension to issue Notice of Award agreed to in writing by Owner and Bidder, provided that the total time for issuing Notice of Award including extensions shall not in the aggregate exceed 120 days from the Bid due date without Surety's written consent.
6. No suit or action shall be commenced under this Bond prior to 30 calendar days after the notice of default required in Paragraph 4 above is received by Bidder and Surety and in no case later than one year after the Bid due date.
7. Any suit or action under this Bond shall be commenced only in a court of competent jurisdiction located in the state in which the Project is located.
8. Notices required hereunder shall be in writing and sent to Bidder and Surety at their respective addresses shown on the face of this Bond. Such notices may be sent by personal delivery, commercial courier, or by United States Registered or Certified Mail, return receipt requested, postage pre-paid, and shall be deemed to be effective upon receipt by the party concerned.
9. Surety shall cause to be attached to this Bond a current and effective Power of Attorney evidencing the authority of the officer, agent, or representative who executed this Bond on behalf of Surety to execute, seal, and deliver such Bond and bind the Surety thereby.
10. This Bond is intended to conform to all applicable statutory requirements. Any applicable requirement of any applicable statute that has been omitted from this Bond shall be deemed to be included herein as if set forth at length. If any provision of this Bond conflicts with any applicable statute, then the provision of said statute shall govern and the remainder of this Bond that is not in conflict therewith shall continue in full force and effect.
11. The term "Bid" as used herein includes a Bid, offer, or proposal as applicable.



Power of Attorney

KNOW ALL MEN BY THESE PRESENTS, that ATLANTIC SPECIALTY INSURANCE COMPANY, a New York corporation with its principal office in Plymouth, Minnesota, does hereby constitute and appoint: Walter E. Benson Jr, Steve Dobson, John W. Schuler, each individually if there be more than one named, its true and lawful Attorney-in-Fact, to make, execute, seal and deliver, for and on its behalf as surety, any and all bonds, recognizances, contracts of indemnity, and all other writings obligatory in the nature thereof; provided that no bond or undertaking executed under this authority shall exceed in amount the sum of: unlimited and the execution of such bonds, recognizances, contracts of indemnity, and all other writings obligatory in the nature thereof in pursuance of these presents, shall be as binding upon said Company as if they had been fully signed by an authorized officer of the Company and sealed with the Company seal. This Power of Attorney is made and executed by authority of the following resolutions adopted by the Board of Directors of ATLANTIC SPECIALTY INSURANCE COMPANY on the twenty-fifth day of September, 2012:

Resolved: That the President, any Senior Vice President or Vice-President (each an "Authorized Officer") may execute for and in behalf of the Company any and all bonds, recognizances, contracts of indemnity, and all other writings obligatory in the nature thereof, and affix the seal of the Company thereto; and that the Authorized Officer may appoint and authorize an Attorney-in-Fact to execute on behalf of the Company any and all such instruments and to affix the Company seal thereto; and that the Authorized Officer may at any time remove any such Attorney-in-Fact and revoke all power and authority given to any such Attorney-in-Fact.

Resolved: That the Attorney-in-Fact may be given full power and authority to execute for and in the name and on behalf of the Company any and all bonds, recognizances, contracts of indemnity, and all other writings obligatory in the nature thereof, and any such instrument executed by any such Attorney-in-Fact shall be as binding upon the Company as if signed and sealed by an Authorized Officer and, further, the Attorney-in-Fact is hereby authorized to verify any affidavit required to be attached to bonds, recognizances, contracts of indemnity, and all other writings obligatory in the nature thereof.

This power of attorney is signed and sealed by facsimile under the authority of the following Resolution adopted by the Board of Directors of ATLANTIC SPECIALTY INSURANCE COMPANY on the twenty-fifth day of September, 2012:

Resolved: That the signature of an Authorized Officer, the signature of the Secretary or the Assistant Secretary, and the Company seal may be affixed by facsimile to any power of attorney or to any certificate relating thereto appointing an Attorney-in-Fact for purposes only of executing and sealing any bond, undertaking, recognizance or other written obligation in the nature thereof, and any such signature and seal where so used, being hereby adopted by the Company as the original signature of such officer and the original seal of the Company, to be valid and binding upon the Company with the same force and effect as though manually affixed.


IN WITNESS WHEREOF, ATLANTIC SPECIALTY INSURANCE COMPANY has caused these presents to be signed by an Authorized Officer and the seal of the Company to be affixed this twenty-seventh day of April, 2020.



By *Paul J. Brehm*  
Paul J. Brehm, Senior Vice President

STATE OF MINNESOTA  
HENNEPIN COUNTY

On this twenty-seventh day of April, 2020, before me personally came Paul J. Brehm, Senior Vice President of ATLANTIC SPECIALTY INSURANCE COMPANY, to me personally known to be the individual and officer described in and who executed the preceding instrument, and he acknowledged the execution of the same, and being by me duly sworn, that he is the said officer of the Company aforesaid, and that the seal affixed to the preceding instrument is the seal of said Company and that the said seal and the signature as such officer was duly affixed and subscribed to the said instrument by the authority and at the direction of the Company.



*Alison Nash-Trout*  
Notary Public

I, the undersigned, Secretary of ATLANTIC SPECIALTY INSURANCE COMPANY, a New York Corporation, do hereby certify that the foregoing power of attorney is in full force and has not been revoked, and the resolutions set forth above are now in force.

Signed, sealed and dated this 22nd day of Feb., 2023



*Kara Barrow*  
Kara Barrow, Secretary

This Power of Attorney expires  
January 31, 2025

A-1

Job #	Job Name	Location	PM	Superintendent	Owner	Engineer	Contract Price
22-031	Esperanza 2G	<a href="#">601 Esperanza Blvd. Boerne, Texas 78006</a>	Heath Taylor	Fermin Molina	Kendall County Water Control and Improvement District No. 2A	Kimley-horn (210-541-9166)	\$11,873,165.00
22-028	Benton Offsite Force Main	<a href="#">Ronald Reagan Blvd. Georgetown, Texas</a>	Josh Bollich	Fermin Molina	3 B&J Municipal Utility District (512-518-2424)	Kimley-Horn (Trevor Renn: 512-418-1771)	\$2,471,743.00
22-027	Benton Lift Station	<a href="#">Ronald Reagan Blvd. Georgetown, Texas</a>	Josh Bollich	Fermin Molina	3 B&J Municipal Utility District (512-518-2424)	Kimley-Horn (Trevor Renn: 512-418-1771)	\$3,971,352.51
22-026	Mayfair	<a href="#">Kohlenberg Rd. New Braunfels</a>	Heath Taylor	Robbie Martinez	Southstar at Mayfair, LLC	Pape-Dawson (Steven Dean: 830-632-5633)	\$3,700,901.41
22-025	Space X	<a href="#">858 FM 1209 Bastrop, Texas 78602</a>	Brad Vonderheid	N/A	Space Exploration Technologies (Lyman Lam:310-682-2805)	Space X (AB Ozdi: 512-590-0447)	\$514,623.00
22-024	Prose at Buda	<a href="#">FM 2001 Buda, Texas 78610</a>	Tommy McDougal	Gabino	Alliance Realty Partners, LLC	Kimley-Horn (Daniel Furdock:512-645-2237)	\$1,813,275.28
22-023	Cannon Ranch	<a href="#">Rob Shelton Blvd and Founders Park Road</a>	Tommy McDougal	Joe Duarte	Ashton Woods Homes (Steven Pierce:512-615-6409)	Doucet & Associates, Inc. (Jacob Harris: 512-583-2600)	\$7,381,123.04
22-022	Shelby Ranch	<a href="#">2210 &amp; 2212 Lynnbrook Dr. Austin, Texas</a>	Byron Dupre	Trinidad Arriaga	Lew Routon/Deborah Bates (Josh Delk: 832-408-4063)	Civil & Environmental Consultants, Inc (Chad Kimbell: 512-439-0400)	\$1,420,042.00
22-021	Villages of Hidden Lake Commercial	<a href="#">3607 Kelly Ln, Pflugerville, TX 78660</a>	Heath Taylor	Trinidad Arriaga	BLD VOHL 6A-1 LLC (Becky Collins:512-774-7336)	Pape-Dawson Engineers (Mike Fisher: 512-454-8711)	\$1,141,397.00
22-020	Legacy Square Apartments	<a href="#">2519 Redwood Rd. San Marcos, TX 78666</a>	Brad Vonderheid	Robbie Martinez	Herman & Kittle Properties, Inc (317-846-3111)	Cude Engineers (512-260-9100)	\$2,498,750.00
22-019	Tesla Building Expansion	<a href="#">1 Tesla Road Austin, TX 78725</a>	Josh Bollich	Joe Coppedge	Tesla (Marlin Cox: 570-580-1272)	Jacobs Engineering	\$612,710.00
22-018	Pearson Ranch	<a href="#">7501 Pearson Ranch Road Austin, Texas 78717</a>	Byron Dupre	Fermin Molina	CWS Pearson Ranch MF LP (Jarrett Sullivan:512-732-8338)	WGI (Rachel Enns: 512-669-5560)	\$3,246,038.00
22-017	Simwon	<a href="#">Plum Creek, Building 3 Kyle, Texas 78640</a>	Brad Vonderheid	Fermin Molina	SIMWON NA CORP	Do Kim (Do Kim: 470-796-0720)	\$3,430,000.00
22-014	Elm Creek	N/A	Josh Bollich	Nathan Porter	Lennar Homes of Texas Land & Construction, Ltd. (Charlie Coleman: 512-506-4000)	BGE, INC (512-879-0400)	\$1,166,810.00
22-013	Northgate Ranch Phase 2 Section 7	<a href="#">2455 Co Rd 214 Liberty Hill, TX 78642</a>	Heath Taylor	Trinidad Arriaga	Tri Point Homes (512-848-1401)	BGE, INC (Scott Swiderski: 512-879-0400)	\$8,278,539.90
22-011	Parmer Sector 9	<a href="#">12600 McCallen Pass Austin, Travis Co. Texas</a>	Jason Horne	Robbie Martinez	Karlin Parmer 9, 1 LLC (Matthew Schwab: 512-482-5565)	LandDev Consulting, LLC (Michael A. Giannetta: 512-872-6696)	\$1,556,367.00
22-006	Spencer Ranch	N/A	Jason Horne	Robbie Martinez	SJWTX Or Canyon Lake Water Service (Michelle Clifton:830-312-4562)	Matkin Hoover (Josh Valenta: 361-362-4222)	\$3,574,191.26
22-005	Entrada Ph 3	<a href="#">Crystal Bend Dr &amp; Immanuel Rd., Pflugerville, TX</a>	Josh Bollich	Trinidad Arriaga	Lennar Homes of Texas Land & Construction, LTD (Kevin Pope: 512-531-1375)	Carlson, Brigance & Doering, Inc (Brendan McEntee: 512-280-5160)	\$1,626,823.50
22-004	Hays County Ph 2 Drip Field	<a href="#">Ledgestone Dr. Austin, Texas 78731</a>	Heath Taylor	Joe Duarte	Hays County Municipal District No. 4 (281-398-8211)	Burgess & Niple, Inc (Mora Guerra: mora.guerra@burgessniple.com)	\$1,631,388.00

22-003	HeadWaters Ph3	<a href="#">East of Intersection of Roy Branch Rd &amp; Hazy Hills Loop, Austin, TX</a>	Tommy McDougal	Joe Duarte	WFC Headwaters Owner VII, LP	Malone & Wheeler (Landon M. McClellan: 512-899-0601)	\$9,834,278.13
22-002	HeadWaters Ph3 Drip Irrigation	<a href="#">East of Intersection of Roy Branch Rd &amp; Hazy Hills Loop, Austin, TX</a>	Heath Taylor	Joe Duarte	Headwaters MUD of Hays County - C/O McLean & Howard L.L.P.	Allen Engineering Group (David Allen: 512-632-0121)	\$1,623,160.00
22-001	Colorfield	<a href="#">1006 Baylor Street, Austin, Texas 78703</a>	Josh Bollich	Tito Guerrero	Cumby Construction (Bryan Cumby: 512-296-2535)	Jones Carter Inc. (William A.C. McShan: 512-441-9493)	\$1,246,065.77
21-029	Willowbrook 1	<a href="#">1639 Weltner Rd New Braunfels TX 78130</a>	Tommy McDougal	Robbie Martinez	Scott Felder Homes, LLC (Madison Inselmann : 512-720-2900)	Pape-Dawson Engineers (Todd Blackmon, P.E: 830-632-5633)	\$5,518,928.86
21-028	Switch Round Rock	<a href="#">1 Dell Way, Round Rock, TX 78664</a>	Heath Taylor	Joe Guerrero	Switch	Bohler (Federico Olivares: 469-458-7300)	\$21,596,371.80
21-027	Ross Road Extension	<a href="#">7424-1/2 Apperson Lane Del Valle, Texas 78617</a>	Josh Bollich	Trinidad Arriaga	SR Development Inc. (John Gurasich: 512.917.1994)	Pape-Dawson Engineers (Pete Sylvester, P.E: 512-454-8711)	\$3,732,095.81
21-026	Homestead Units 5-9, 18 & CU 13 & 14	<a href="#">Green Valley Rd &amp; FM 1103 Schertz, TX</a>	Tommy McDougal	Robbie Martinez	ILF N-T OWNER, LP (617-221-8400)	Malone-Wheeler (512-899-0601)	\$20,488,240.38
21-025	Crossvine Module 3A Unit 1	<a href="#">7901 E FM 1518 Schertz, TX 78154</a>	Tommy McDougal	Robbie Martinez	Schertz 1518, Ltd. (Chris Price: 210-226-6843)	Malone-Wheeler (Jesse Malone, PE: 512-608-7564)	\$10,182,934.00
21-023	Anthem 1C-2, 1C-3, 2, 3 & 4	<a href="#">4 Miles West of I-35 Kyle, Texas</a>	Jason Horne	Hunter Dickichut / Robby Martinez	Kyle 150, LP (Clark Wilson: 832-256-9669)	Atwell, LLC (Chris Schedler: 512-293-1983)	\$19,893,077.26
21-021	Stoneridge	<a href="#">3605 Stoneridge Rd Austin, TX 78746</a>	Josh Bollich	Fermin Molina	Umicus Developments Investment Partners Austin, LLC (Francisco Uzcategui: 713-206-2212)	Bleyl Engineering (Kenny Watkins: 512-454-2400)	\$1,239,992.06
21-014	Entrada Phase 5	<a href="#">Crystal Bend Dr &amp; Immanuel Rd, Pflugerville, TX</a>	Josh Bollich	Trinidad Arriaga	Lennar Homes of Texas Land & Construction, LTD (Kevin Pape: 512-531-1375)	Carlson, Brigance & Doering, Inc (Brendan McEntee: 512-280-5160)	\$7,498,109.32
21-007	Travisso 4-4 & 5	<a href="#">Travisso Subdivision Phase 4, Section 4&amp;5</a>	Heath Taylor	Joe Guerrero	Travisso, LTD (Brad Garner: 512-590-0618)	Pape-Dawson Engineers (Michael S. Fisher: 512-454-8711)	\$15,146,451.91
21-003	Big Sky 3&4	<a href="#">E Hwy 290 and Cannon Ranch Rd Dripping Springs TX 78620</a>	Tommy McDougal	Hunter Dickehut	Meritage Homes of Texas, LLC (Rob Archer: 512-615-6409)	Doucet & Associates (Chris Reid: 512-583-2600)	\$14,028,703.91
21-001	Tesla	<a href="#">12733 Harold Green Rd, Austin, TX 78725</a>	Josh Bollich	Joe Guerrero	Tesla (Gauri Chicker)	Garza Engineering	\$27,585,749.39
20-013	Medcore Senior Living	<a href="#">Williams Dr &amp; Dell Webb Blvd, Georgetown, TX 78633</a>	Byron Dupre	Fermin Molina	Medcore Partners	Big Red Dog (Marissa Wyrick: 512-669-5560)	\$2,048,160.00
20-006	Clear Creek	<a href="#">2511 Sam Bass Rd Round Rock, Texas 78681</a>	Jason Horne	Trinidad Arriaga	The Brohn Group, Ltd (Adam Boenig: 512-320-8833)	Jamison Civil Engineering LLC (Stephen Jamison: 737-484-9722)	\$6,535,824.45

B-1

Job #	Job Name	Location	PM	Superintendent	Owner	Engineer	Contract Price
22-016	Emma Office Park	<a href="#">3219 Manor Road Austin, Texas 78723</a>	Brad Vonderheid	Fermin Molina	Cumby Construction, LLC (James Cumby: 512-296-2535)	Jones & Carter (512-441-9493)	\$410,796.00
22-008	3219 Manor Road	<a href="#">3219 Manor Road, Austin, Texas 78723</a>	Heath Taylor	N/A	Cumby Construction, LLC	Jones & Carter (512-441-9493)	\$40,000.00
22-007	Homestead Offsite Force Main	N/A	Tommy McDougal	Hunter Dickiehut	ILF N-T Owner, LP (617-221-8400)	Trihydro Corporation (830-626-3588)	\$1,049,510.70
21-024	Headwaters 5-2	<a href="#">708 Headwaters Blvd., Dripping Springs, TX 78620</a>	Heath Taylor	Hunter Dickiehut	c/o WFC Headwaters Owner VII, L.P (Phil McPherson: 512-761-0248)	Malone-Wheeler (Jesse Malone, PE: 512-899-0601)	\$4,770,468.10
21-022	Park Village Punch List	<a href="#">Blanco Rd and Lobo Bulverde TX 78260</a>	Tommy McDougal	Bart Moore	Two Seventy Seven Limited, Ltd (Trey Marsh: trey.marsh@entradadev.com)	Cude Engineers (Kyle Hudak: khudak@cudeengineers.com)	\$147,180.00
21-020	AWTX Expansion	<a href="#">565 Bolton Rd Cibolo, TX 78124</a>	Tommy McDougal	Bart Moore	AW Texas, Inc	Kimley-Horn (Matt Cox: 210-321-3435)	\$257,100.00
21-019	Tesla @ Saint Elmo	<a href="#">500 E Saint Elmo Austin, Tx 78745</a>	Steven Collier	Robby Martinez	GCH Saint Elmo LLC (Jonathan Powers: 512-944-4452)	WGI (Cliff Kendall: 512-669-5560)	\$57,750.00
21-018	Anthem Amenity Center	<a href="#">141 Old Glory Lp, Kyle, TX 78640</a>	Jared Davis	Robby Martinez	Mountain City 150 LP	Texax Engineering Solutions	\$441,700.00
21-017	The Sommetry	<a href="#">5540 Sofia Place, Round Rock, TX 78865</a>	Matt Cummings	Trinidad Arriaga	Clark Wilson Builders GC, LLC (Ty Wenglar: 832-256-9669)	Kimley-Horn (512-646-2237)	\$1,590,940.00
21-016	Veramendi 16-1	<a href="#">Approx. 0.5 miles NW of the Oak Run Pkwy and Geneva intersection</a>	Tommy McDougal	Chris Tiller	Veramendi PE - Fremantle, LLC	Pape-Dawson Engineers (Todd Blackmon, P.E: 830-632-5633)	\$4,541,204.40
21-015	Benbrook PEC	<a href="#">1101 Haisey Dr Leander, TX 78641</a>	Jared Davis	Jose Briones	Duke Inc	LJA Engineering	\$656,293.50
21-013	Estates of Liberty Hill Phase 2	<a href="#">190 N. Hwy 183 Liberty Hill, TX 78642</a>	Steven Collier	Hunter Dickiehut	ELH Land Owner, LLC (Greg Canzano: 628-427-0147)	Cunningham-Allen, Inc (Curtis Morriss: 512-327-2946)	\$1,597,157.60
21-012	Meyer Ranch Unit 10	<a href="#">Meyers Ranch Rd &amp; Cranes Mill Road</a>	Tommy McDougal	Robbie Martinez	CCD Meyer Ranch, LLC (James Wilson: 830-312-3406)	Pape-Dawson Engineers	\$2,911,166.64
21-011	Bella Fortuna Phase 2B	<a href="#">Bradshaw Rd Austin, TX 78747</a>	Jason Horne	Trinidad Arriaga	Clayton Properties Group, Inc DBA Brohn Homes (Adam Boening: 512-320-8833)	Doucet & Associates (Garre Salek: 512-583-2600)	\$4,666,150.37
21-010	Emerson at Trace Apartments	<a href="#">618 Del Rio St San Marcos, TX</a>	Jared Davis	Jose Briones	MFS Electric, Inc (Mike Cordova: 281-494-4700)	PEC Electric Coop	\$24,255.00
21-009	Bee Creek Sports Complex	<a href="#">4400 Bee Creek Rd Briarcliff, TX 78669</a>	Jason Horne	Hunter Dickiehut	Travis County Transportation & Natural Resources	Tenet Design Partners, Inc.	\$3,051,474.20
21-008	Meyer Ranch Unit 8 & 9	<a href="#">Meyers Ranch Rd &amp; Cranes Mill Road</a>	Tommy McDougal	Robbie Martinez	CCD Meyer Ranch, LLC (James Wilson: 830-312-3406)	Pape-Dawson Engineers	\$9,465,763.14
21-006	Continental Nautilus	<a href="#">440 Kohlenberg Road New Braunfels TX 78130</a>	Tommy McDougal	Bart Moore	Continental Automotive Systems	SSOE Group	\$1,378,430.00
21-005	1300 Dittmar	<a href="#">1300 Dittmar Road Austin, TX 78743</a>	Josh Bollich	Trinidad Arriaga	Mid City Homes (Ryan Cassidy: 972-292-4212)	KBGE (Chad Kimbell: 512-439-0400)	\$11,545,583.70
21-002	Whisper Valley 3&4	<a href="#">E Braker Lane &amp; Taylor Lane Austin, TX 78653</a>	Byron Dupre	Trinidad Arriaga	Club Deal 120 Whisper Valley, L.P. (Adam Moore: 512-569-7831)	LandDev Consulting, LLC (512-836-4793)	\$15,544,508.41
20-023	Cole Estates	<a href="#">4901 Hwy 29 Georgetown, Texas 78628</a>	Josh Bollich	Fermin Molina	Overlook at San Gabriel LLC (Sathish Babu Chakka: 317-752-7979)	James W. Griffith, P.E., RPLS & Griffith Consulting (James W. Griffith: 512-626-0073)	\$10,012,279.02
20-022	Austin High School	<a href="#">1715 Cesar Chavez St. Austin, Texas 78703</a>	Jared Davis	Hopper	Austin Public Schools (Rebecca Richter)	MWM Design Group, Inc (Mathew Rector: 512-453-0767)	\$126,000.00
20-021	Berry Creek 1B	<a href="#">Berry Creek Subdivison</a>	Jason Horne	Fermin Molina	Berry Creek (Georgetown) ASLI IX, LLC (Marvin Shapiro)	Kimley-Horn (Harrison Hudson: 737-202-3202)	\$10,811,617.29
20-020	Park Village Amenity Center	<a href="#">Blanco Road and Lobo, Bulverde Texas 78260</a>	Tommy McDougal	Bart Moore	Two Seventy Seven Limited, Ltd (Trey Marsh: trey.marsh@entradadev.com)	Cude Engineers (Kyle Hudak: khudak@cudeengineers.com)	\$429,943.90
20-019	Crossvine M1U3	<a href="#">1518 &amp; Women Hollerins Creek Schertz, TX</a>	Jared Davis	Bart Moore / Robby Martinez	Schertz 1518, LTD (210-226-6843)	Malone-Wheeler (512-899-0601)	\$130,280.00

20-018	Pflugerville Farms	<a href="#">1300 Rauscher Drive Pflugerville, TX 78664</a>	Tommy McDougal	Chad Simpson	Thompson Realty Capital (972-644-2400)	Pape-Dawson Engineers	\$1,942,200.00
20-017	Southton	N/A	Ryan Houdek	Jose Briones	N/A	N/A	\$259,989.00
20-016	Bar W Ph. 4	<a href="#">Ronald Reagan Blvd &amp; Bar W Blvd Leander, TX</a>	Jared Davis	N/A	Trendmaker Homes (Kevin Forader)	Carlson, Brigrance & Doering, Inc	\$3,941,176.70
20-015	Village a Spanish Oaks	<a href="#">13456 Highway 71 West Bee Cave, Texas 78738</a>	Jason Horne	Hunter Dickiehut	CCNG Real Estate Investors, II, L.P. (Jack Creveling: 512-750-0118)	LJA Engineering, Inc (Danny Miller: 512-789-7485)	\$4,076,680.00
20-014	Entrada Ph. 5	<a href="#">Crystal Bend Dr &amp; Immanuel Rd. Pflugerville, Tx 78660</a>	Jared Davis	N/A	Lennar Homes of Texas Land & Construction, LTD (Kevin Pape: 512-531-1375)	Carlson, Brigrance & Doering, Inc (Brendan McEntee: 512-280-5160)	\$4,512,619.90
20-012	Bryson 2-3	<a href="#">Bryson Ridge Trail &amp; Pleasant Hill Rd Leander, TX</a>	Jared Davis	N/A	Bryson MPC Holdings LLC (Aaron Googins)	CSF Civil Group, LLC (Christine Potts: 512-614-4466)	\$1,367,163.00
20-011	Big Sky Ranch 2	<a href="#">E Hwy 290 and Cannon Ranch Road Dripping Springs, Texas 78620</a>	Jared Davis	Hunter Dickiehut	Meritage Homes (Rob Archer: 512.615.6409)	Doucet & Associates (Jen Paisley: 512.583.2600)	\$6,279,549.05
20-010	Cielo Apartments	<a href="#">2208 W Pflugerville Pkwy Round Rock, TX 78664</a>	Tommy McDougal	Chad Simpson	Cielo Austin Development	Pape-Dawson Engineers	\$1,831,825.00
20-009	Bonnet Tract	<a href="#">Blue Sage Drive &amp; Twinspur Street. Leander Texas 78628</a>	Jason Horne	Trinidad Arriaga	Milestone Community Builders, LLC (David Bennett: 512-676-9558)	BGE, Inc (Armando Castillo: 512-879-0400)	\$4,187,946.40
20-008	Park Village	<a href="#">Blanco Road and Lobo Bulverde Texas 78260</a>	Tommy McDougal	Bart Moore	Two Seventy Seven Limited, Ltd (Trey Marsh: trey.marsh@entradadev.com)	Cude Engineers (Kyle Hudak: khudak@cudeengineers.com)	\$10,354,852.28
20-007	Meyer Ranch Unit 6 & 7	<a href="#">Meyer Ranch Road and S. Cranes Mill Road, New Braunfels, Comal County, Texas</a>	Tommy McDougal	Bart Moore	CCD Meyer Ranch, LLC (James Wilson: 830-312-3406)	Pape Dawson	\$5,471,151.40
20-005	Berry Creek 1A	<a href="#">Berry Creek Subdivision</a>	Jason Horne	Chad Simpson	Berry Creek (Georgetown) ASLI IX, LLC (Marvin Shapiro)	Kimley-Horn (Harrison Hudson: 737-202-3202)	\$1,315,067.50
20-004	Lakeshore Drive Waterline Extension	<a href="#">3955 1/2 Westlake Drive Austin, TX 78746</a>	Matt Cummings	N/A	Maxine Roberts, Sandy & Will Sterling, Jessica Rossman, Martha Allday	The Moore Group (Ed Moore, P.E: 512-442-0377)	\$626,409.00
20-003	Cottonwood Creek Ph 1	<a href="#">Intersection of CR 199 &amp; CR 132 Hutto, TX 78634</a>	Jared Davis	Trinidad Arriaga	Lennar Homes of Texas Land & Construction, LTD	BGE, Inc (Tim Holland: 512-879-0440)	\$6,676,974.75
20-002	Aven Ridge PEC & Aven Ridge Pond	<a href="#">1141 Pleasant Hill Road Leander, Texas 78641</a>	Jared Davis	Jose Briones	Duke Inc (Mike Richardson: 713-545-3727)	Brown & Gay Engineers, Inc and PEC (Brandon Butts: 877-372-0391)	\$479,827.00
20-001	Headwaters 4- 2-4, 5, & 6	N/A	Steven Collier	Hunter Dickiehut	WFC Headwaters Owner VII, L.P (Matt Matthews: 512-761-0248)	Malone Wheeler, Inc (Jesse Malone: 512-608-7564)	\$11,663,397.00
19-027	Travisso 3-6 & 8	<a href="#">Travisso Subdivision Phase 3, Sections 6 &amp; 8</a>	Steven Collier	Eric Motts	Travisso, LTD (Brad Garner: 512-590-0618)	Pape-Dawson Engineers (Michael S. Fisher: 512-454-8711)	\$12,652,860.30
19-026	Project Frontier	<a href="#">565 Bolton Road Marion, TX 78124</a>	Jared Davis	Bart Moore	AW Texas, Inc. (Yuichi Iwakawa: 819-076-0007)	Kimley-Horn (Matthew Cox: 210-321-3435)	\$2,605,140.00
19-024	Bryson 4-5	<a href="#">Bryson Ridge Trail &amp; Pleasant Hill Rd</a>	Zac Vaughn	N/A	Crescent Leander TX, LLC (512-476-4282)	CSF Civil Group, LLC (Christine Potts: 512-614-4466)	\$2,941,033.90
19-023	Anthem Phase 1A	N/A	Jared Davis	N/A	Mountain City 150 LP	Texax Engineering Solutions	\$12,336,292.00
19-021	Manchaca Land Development	<a href="#">5107 Manchaca Rd. Austin, TX 78745</a>	Matt Cummings	N/A	PSW Homes, LLC (Casey Giles: 512-326-3905)	PSW Homes, LLC (Casey Giles: 512-326-3905)	\$497,135.00
19-020	SAMC Garage	<a href="#">901 W. Ben White Blvd Austin, TX 78704</a>	Matt Cummings	Robert Martinez	St. David's Healthcare Partnership, LP, LLP (Mark Worsham: 512-482-4176)	Kimley-Horn (Ashley M. Frysinger: 281-567-9300)	\$730,100.00
19-019	Penn Place	<a href="#">3412 Pennsylvania Ave Austin, TX 78721</a>	Jason Horne	Cory McAnelly	Scott Way (512-589-0284)	Big Red Dog (Bailey Harrington: 512-669-5560)	\$1,259,000.00
19-018	The Mansions at Onion Creek	<a href="#">11922 IH35 Frontage Road Austin, Texas 78652</a>	Eric Houdek	N/A	Western Rim Investors Entity # 2017-7, L.P. (Brian Wilson: 214-598-0043)	MBC Engineers (Roger Gunderman: 210-545-1122)	\$4,368,355.00
19-017	Reserve at Wyoming Springs	N/A	Matt Cummings	Trinidad Arriaga	Calatlantic Homes	Cunningham- Allen, Inc (512-327-2946)	\$3,743,164.70

19-016	Indian Hills Lift Station and Forcemain	<a href="#">5601 FM 973 Del Valle, TX 78617</a>	Jason Horne	Trinidad Arriaga	Club Deal 116 Indian Hills, TX, L.P.	Big Red Dog	\$7,467,899.20
19-015	Estates of Liberty Hill Expansion	<a href="#">190 N. Highway 183 Liberty Hill, TX 78642</a>	Matt Cummings	N/A	Rosemary Capital (Gregory Canzano: 678-427-0147)	Cunningham- Allen, Inc (Rich Couch: 512-327-2946)	\$3,165,962.00
19-014	Travisso Phase 5, Section 1	<a href="#">Travisso Subdivision Phase 5, Section 1</a>	Heath Taylor	Eric Motts	Travisso, LTD (Brad Garner: 512-590-0618)	Pape-Dawson Engineers (Michael S. Fisher: 512-454-8711)	\$13,341,215.40
19-012	Creekside Apartments	<a href="#">7104 Creekside Dr Austin, TX 78752</a>	Zac Vaughn	N/A	Dooley Developments USA, LLC (Colin Dooley: 214-842-2640)	SEC Solutions (Marco Castaneda: 512-785-8446)	\$457,791.45
19-011	Eastside High School	<a href="#">901 Neal St. Austin, TX 78702</a>	Jared Davis	Chad Simpson	Austin ISD (512-414-1700)	Civiltude LLC (512-761-6161)	\$884,100.00
19-010	Bouldin Creek Commons	<a href="#">2043 S. Lamar Blvd Austin, TX 78704</a>	Zac Vaughn	N/A	JSTRAIN LLC (Scott Trainer: 512-965-1369)	Civiltude (Jim Shissler: 512-369-9830)	\$545,508.00
19-009	Provence Phase One, Section Two	<a href="#">16304 Hamilton Pool Road, Austin, Texas 78738</a>	Zac Vaughn	N/A	Masonwood HP, Ltd. (Jim Meredith: 512-658-9700)	LJA Engineering, Inc (Daniel Ryan: 512-439-4700)	\$3,134,464.36
19-008	Estancia Hill Country 2B	<a href="#">1201 Estancia Parkway Austin, TX 78652</a>	Matt Cummings	Eric Motts	Stratford Infrastructure Manager, LLC (Doug Patterson: 469-878-0790)	LandDev Consulting, LLC (Mike Kotalik: 512-836-4793)	\$8,371,300.42
19-007	Estancia Condos	<a href="#">3217 Old San Antonio Rd Austin, TX 78652</a>	Matt Cummings	Eric Motts	SLF III - Onion Creek, L.P. (Royce Rippy: 512-770-8516)	LJA Engineering & Surveying, Inc. (John A. Clark: 512-439-4700)	\$5,905,430.50
19-006	Enclave at Estancia Ph 5	<a href="#">500 Estancia Parkway Austin, TX 78652</a>	Matt Cummings	Eric Motts	Lennar Homes of Texas Land & Construction, LTD (Chase Kohlhoff: 512-534-6041)	Stantec Consulting Services, Inc (Diego Rojas: 512-469-5446)	\$3,637,155.21
19-005	Whisper Valley Phase 2	<a href="#">E Braker Lane &amp; Taylor Lane Austin, TX 78653</a>	Jared Davis	N/A	Club Deal 120 Whisper Valley, L.P. (Adam Moore: 512-569-7831)	LandDev Consulting, LLC (512-836-4793)	\$8,300,231.48
19-004	Vista Pointe Phase 2	<a href="#">Westinghouse Road Georgetown, TX</a>	Jared Davis	N/A	Meritage Homes (Kyle Smith: 512-701-3773)	Kimley-Horn	\$2,156,107.10
19-003	North Bluff 3 (on hold)	<a href="#">814 North Bluff Drive Austin, TX 78745</a>	Jared Davis	Cory McAnelly	PSW GC LLC (Ross Wilson: 512-326-3905)	PSW GC LLC (Casey Giles: 512-294-3609)	\$861,190.00
19-002	The Legacy at Saint John (Old Santa Rita)	<a href="#">1300 McKie Drive Austin, TX 78752</a>	Jared Davis	Cory McAnelly	Dooley Developments USA, LLC (Jordan Franuero: 512-914-1408)	ATS Engineers, Inspectors, and Surveyors (Andrew Evans: 512-328-6995)	\$1,104,465.85
19-001	Big Sky Ranch Phase 1	<a href="#">E Hwy 290 and Cannon Ranch Road Dripping Springs, Texas 78620</a>	Chris Grassity	N/A	Meritage Homes (Rob Archer: 512.615.6409)	Doucet & Associates (Jen Paisley: 512.583.2600)	\$10,864,277.20
18-028	Headwaters Drip Field	N/A	Dustin White	Cory McAnelly	WFC Headwaters Owner VII, L.P (Phillip McPherson: 512-761-0248)	Allen Engineering (David Allen: 512-637-0121)	\$771,070.00
18-027	San Gabriel Parkway Phase 1	<a href="#">San Gabriel Parkway</a>	Jared Davis	N/A	Palmera Ridge Development, Inc (Dustin Einhaus: 512-481-0303)	Randall Jones & Associates Engineering, Inc (512-836-4793)	\$2,931,184.00
18-026	Lakeway Highlands 3-3	N/A	Eric Houdek	N/A	RH Lakeway Development, Ltd. (Joe DiQuinzio: 512-478-0017)	Carlson, Brigance & Doering, Inc (Doug Rummel: 512-280-5160)	\$2,537,519.10
18-025	MorningStar Phase 3 Sections 1A & 2A	<a href="#">HWY 29 and Ronald Reagan Georgetown, Texas 78626</a>	Chris Grassity	N/A	MREC MAG Morningstar, LLC (972-715-6400)	LandDev Consulting, LLC (Bill Gabler: 512-831-7700)	\$5,071,181.25
18-024	Entrada Phase 4	<a href="#">Immanuel Road &amp; Nightview</a>	Ryan Houdek	N/A	Lennar Homes of Texas Land & Construction, LTD (Steve Bertke: 512-531-1375)	Carlson, Brigance & Doering, Inc (Steven Cates: 512-280-5160)	\$9,541,100.50
18-023	5th Generation Offsite Waterline	<a href="#">12101 Moore Road Austin, Texas 78719</a>	Jared Davis	Hopper	Fifth Generation Inc (Bryan Plater: 512-389-9011)	Alan Plummer Associates, Inc. (Stephen J. Coonan: 512-452-5905)	\$3,921,000.00
18-022	Agnes Street Extension Phase 1	<a href="#">State Hwy 304 &amp; Home Depot Way Bastrop, TX</a>	Jared Davis	N/A	Bastrop Economic Development Corporation	Bowman Consulting Group, Ltd	\$986,124.20
18-021	WATER OAK NORTH Phase 4 Section 1,2	N/A	Eric Houdek	N/A	ABG WATER OAK PARTNERS, LTD (Shervin Nooshin :512-469-5371)	Stantec Consulting Services, Inc (Shervin Nooshin :512-469-5371)	\$9,823,410.00
18-020	Rock Engineering Site	<a href="#">1 Roundville Lane Round Rock, Texas 78664</a>	Armie Hammock	N/A	Rock Engineering	Noble Surveying & Engineering Works, LLC	\$138,000.00
18-019	Hilton Canopy	<a href="#">612 West 6th Street Austin, TX 78701</a>	Brian Dyer	N/A	612 ACM-MJM LLC	Urban Design Group (J Segura: 512-347-0040)	\$529,543.00

18-018	Horizontal Westinghouse Investors Tract 12" WW Line	<a href="#">5401 North Mays Street Georgetown, TX 78626</a>	Brian Dyer	N/A	Bourn Companies, LLC	Tom Groll Engineering, PC (Thomas J. Groll: 512-848-5796)	\$75,239.75
18-015	Mansions of Georgetown II	<a href="#">5401 N Mays St Georgetown, TX 78626</a>	Brian Dyer	N/A	N^3 (974-471-8785)	MBC Engineers (Roger Gunderman: 210-545-1122)	\$4,227,365.00
18-014	Headwaters Phase 2, Phase 4-1	N/A	Eric Houdek	N/A	WFC Headwaters Owner VII, LP (Matt Matthews: 512-761-0248)	Malone-Wheeler (Jesse Malone: 512-608-7564)	\$8,586,519.10
18-013	Bar W Ranch West Phase I Section 1	N/A	Jared Davis	N/A	Continental Homes of Texas, L.P. (Lauren Anderson: 512-230-2810)	Carlson, Brigance & Doering, Inc (512-280-5160)	\$5,491,183.85
18-012	Signal Hill Estates	<a href="#">16300 Hamilton Pool Rd Austin, TX 78738</a>	Jared Davis	N/A	SaturnFive Signal Hill, LLC (Aaron Googins: 512-809-5118)	Malone-Wheeler (Dan Brown: 512-899-0601)	\$3,681,106.10
18-011	Cottages @ Belterra Phase 2	<a href="#">271 Trinity Hills Dr Austin, TX 78737</a>	Jared Davis	N/A	M/I Homes of Austin, LLC (Aaron Googins: 512-809-5118)	Texax Engineering Solutions (Stephen Delgado: 512-904-0505)	\$1,478,746.60
18-010	Boum Tract 16" Water Line	<a href="#">Westinghouse Rd &amp; Mays St Georgetown, TX</a>	Jared Davis	N/A	Horizontal Westinghouse Investors, LLC	Tom Groll Engineering (Christine Potts: 512-614-4466)	\$165,675.00
18-008	The Enclave at North Lake Phase 2	<a href="#">84 Woodcrest Road Georgetown, TX 78633</a>	Brian Dyer	N/A	SLL, LLC (Bob Wunsch: 512-547-7690)	Charles Wirtanen, P.E. (Charles Wirtanen: 512-947-7651)	\$207,767.00
18-007	Santa Rita Ranch Phase 1 Section 11	<a href="#">Tierra Rosa Blvd, Georgetown, Texas 78628</a>	Chris Grassity	N/A	Middlebrook, Ltd.	Randall Jones Engineering (Keith Collins: 512-826-4793)	\$2,602,539.90
18-006	Transwestern Data Ranch Water Quantity Pond	<a href="#">1044 Liberty Park Drive Austin, TX 78746</a>	Ryan Houdek	N/A	Data Foundry, Inc (Jim Courts: 512-684-9654)	Kimley-Horn (Joel Wixon: 512-418-4525)	\$352,684.00
18-005	Lakeway Highlands Lift Station No 1	<a href="#">751 Highlands Blvd Lakeway, Texas 78738</a>	Eric Houdek	N/A	Rough Hollow Development, Ltd (Joe DiQuinzio: 512-478-0017)	Carlson, Brigance & Doering, Inc (Doug Rummel: 512-280-5160)	\$991,180.00
18-004	John Henry Faulk Phase 1, 2, & 3	<a href="#">Heatherwild Blvd &amp; Wells Branch Pkwy Pflugerville, TX</a>	Jared Davis	N/A	Village @ Northtown, Ltd	Cunningham-Allen, Inc	\$4,361,857.98
18-003	Sweetwater Ranch Section One, Sweetwater Centre, Phase 1	<a href="#">Pedemales Summit Parkway and HWY 71 Austin, Texas 78738</a>	Brian Dyer	N/A	Lazy Nine Municipal Utility District No. 1B	BGE, Inc (Colby Harris: 512-879-0400)	\$2,553,719.50
18-002	Valley Vista East - Phase One & Two	<a href="#">18175 Ronald Reagan BLVD Georgetown, TX 78628</a>	Ryan Houdek	N/A	Tesch Development and Management Co., LLC (Robert E. Tesch: 512-970-0530)	Jones Carter (David Wayne Peek: 512-441-9493)	\$19,291,761.55
18-001	Travisso Ph.3, Sec's 1, 3 & Nameless Valley Dam	<a href="#">Travisso Phase 3 Sections 1, 3, and Nameless Valley Ranch Dam #1</a>	Heath Taylor	Eric Motts	Taylor Morrison of Texas, Inc. (Brad Garner: 737-781-8418)	Pape-Dawson Engineers (Michael S. Fisher: 512-454-8711)	\$12,409,063.10
17-033	TCMUD #22 Offsite Waterline	<a href="#">16304 Hamilton Pool Road, Austin, Texas 78738</a>	Eric Houdek	N/A	Masonwood HP, Ltd (Eric Houdek: 512-994-7010)	LJA Engineering, Inc. (Daniel Ryan: 512-439-4700)	\$680,173.60
17-032	Bryson 3-1 & 4-2	<a href="#">Bryson Ridge Trail &amp; Pleasant Hill Rd</a>	Jared Davis	N/A	Crescent Leander TX, LLC (Aaron Googins: 512-809-5118)	CSF Civil Group, LLC (Christine Potts: 512-614-4466)	\$4,081,205.35
17-031	Travisso Phase 3 Sections 1, 3, and 4	<a href="#">Travisso Phase 3, Sections 1, 3, and 4</a>	Chris Grassity	N/A	Taylor Morrison of Texas, Inc. (Michael Moyer: -737-346-9796)	Pape-Dawson Engineers (Michael S. Fisher: 512-454-8711)	\$882,629.70
17-030	Great Hills Country Club	<a href="#">5914 Lost Horizon Drive Austin, TX 78759</a>	Zac Vaughn	N/A	Great Hills Golf Club of Austin, Inc.	Garret-Ihnen Civil Engineers (Steven L. Ihnen: 512-454-2400)	\$343,100.00
17-028	MorningStar Phase 2 Sections 1A, 2, and 3	<a href="#">HWY 29 and Ronald Reagan Georgetown, Texas 78626</a>	Chris Grassity	N/A	MREC MAG Morningatar, LLC (972-715-6400)	LandDev Consulting, LLC (Bill Gabler: 512-831-7700)	\$3,989,086.95
17-027	Santa Rita South 5A	<a href="#">End of Santa Rita Blvd.</a>	Chris Grassity	N/A	Middlebrook, Ltd	Randall Jones Engineering (Keith Collins: 512-826-4793)	\$2,959,065.90
17-025	Hutto CO-OP	<a href="#">420 US 79 Hutto, Texas 78634</a>	Chris Grassity	N/A	MA Partners, LLC (Bob Wunsch: 512-533-2326)	LandDev Consulting, LLC (Bill Gabler: 512-872-6696)	\$4,280,092.14
17-024	Fort Sam Houston	<a href="#">2500 Funston Road San Antonio, TX 78234</a>	Zac Vaughn	N/A	AAFES	GARZA emc (John D. Pelham: 512-298-3284)	\$1,375,000.00
17-023	Lakeway Highlands 2-5, 2-6, 3-3, and Bee Creek Road Extension & 3-1 Streets	N/A	Eric Houdek	N/A	Rough Hollow Development, Ltd (Joe DiQuinzio: 512-478-0017)	Carlson, Brigance & Doering, Inc (Doug Rummel: 512-280-5160)	\$7,548,107.29
17-022	2010 SOLA	<a href="#">2010 South Lamar Austin, Texas 78704</a>	Scott Hanyzewski	N/A	JE Dunn Construction (Grant Baggs: 512-687-6189)	Big Red Dog (Jerret J. Daw: 512-669-5560)	\$207,197.00

17-021	Hill Country Plaza	<a href="#">4035 North Loop 1604 W San Antonio, TX 78257</a>	Brian Dyer	N/A	<b>Duke Inc., General Contractors</b> (Mike Richardson: 713-545-3727)	<b>Pape-Dawson Engineers</b> (Matt Johnson: 512-454-8711)	\$1,049,700.00
17-019	Belterra 20-1, 20-2, & 21-2	<a href="#">Sawyer Ranch Rd &amp; Belterra Dr Austin, TX 78737</a>	Jared Davis	N/A	<b>LH Belterra, LLC</b> (Aaron Googins: 512-809-5118)	<b>Texax Engineering Solutions</b> (Stephen Delgado: 512-904-0505)	\$5,462,590.05
17-018	UPS Round Rock	<a href="#">33 Roundville Lane Round Rock, Texas 78664</a>	Steven Morris	N/A	<b>United Parcel Service, Inc</b>	<b>Kimley-Horn</b> (Joel Wixson: 512-418-4525)	\$2,190,300.00
17-016	Provence Phase One, Section One	<a href="#">16304 Hamilton Pool Road, Austin, Texas 78738</a>	Eric Houdek	N/A	<b>Masonwood HP, Ltd</b> (Jim Meredith: 512-658-9700)	<b>LJA Engineering, Inc.</b> (Daniel Ryan: 512-439-4700)	\$5,965,722.30
17-015	Santa Rita Townhomes	<a href="#">1300 McKie Drive Austin, TX, 78752</a>	Brian Dyer	N/A	<b>MS 2011 General Contractors, LLC</b>	<b>ATS Engineers, Inspectors, &amp; Surveyors</b> (Andrew Evans: 512-328-6995)	\$1,823,406.50
17-014	Sunridge Subdivision	<a href="#">3014 Sun Ridge Austin, Texas 78741</a>	Eric Houdek	N/A	<b>3014 SUNRIDGE, LLC</b> (Matt Ates: 512-761-9988)	<b>Consort, Inc</b> (Mark Burson: 512-469-0500)	\$1,000,279.75
17-013	Bella Colinas Section One	<a href="#">15701 De Fortuna Drive Bee Cave, Texas 78738</a>	Eric Houdek	N/A	<b>Meritage</b> (Rob Archer: 678-362-0532)	<b>Randal Jones &amp; Associates Engineering, Inc</b> (Andrew Chanis: 512-836-4793)	\$471,116.00
17-011	Cottages @ Belterra	<a href="#">271 Trinity Hills Dr Austin, TX 78737</a>	Jared Davis	N/A	<b>M/I Homes of Austin, LLC</b> (Aaron Googins: 512-809-5118)	<b>Texax Engineering Solutions</b> (Stephen Delgado: 512-904-0505)	\$1,722,253.70
17-010	Vista Pointe Phase 1	<a href="#">Westinghouse Road Georgetown, TX</a>	Jared Davis	N/A	<b>Meritage Homes of Texas</b> (Rob Archer: 512-615-6432)	<b>Kimley-Horn</b>	\$4,819,917.20
17-009	Morningstar Phase 2, section 1	<a href="#">HWY 29 and Ronald Reagan Georgetown, Texas</a>	Eric Houdek	N/A	<b>MREC MAG Morningstar, LLC</b> (972-715-6400)	<b>LandDev Consulting, LLC</b> (Darren Weber: 512-831-7700)	\$2,586,898.85
17-008	Springfield Sections 9	<a href="#">6910 E William Cannon Dr. Austin, Tx 78744</a>	Eric Houdek	N/A	<b>Continental Homes of Texas, LP</b> (Ryan Gray: 512-796-0667)	<b>Pape-Dawson Engineers</b> (Dustin Goss: 512-454-8711)	\$1,896,361.30
17-007	The Sarah	<a href="#">16760 West Ronald Reagan Blvd Leander, TX 78641</a>	Brian Dyer	N/A	<b>C.E.S.M. Real Estate</b> (Taylor Stone: 214-507-7646)	<b>LandDev Consulting, LLC</b> (Kevin Sawtelle: 512-872-6696)	\$960,999.00
17-006	Santal Apartments Phase II	<a href="#">7412 W. William Cannon Drive Austin, TX 78735</a>	Brian Dyer	N/A	<b>Stratus Properties Inc</b> (Dave Ruchlman: 512-478-5788)	<b>LJA Engineering, Inc.</b> (Danny Miller: 512-439-4700)	\$48,375.00
17-004	900 S. 1st Street	<a href="#">900 S. 1st Street Austin, TX 78704</a>	Brian Dyer	N/A	<b>PSW Homes, LLC</b> (Paul Masters: 512-924-5844)	<b>PSW Homes, LLC</b> (Jarred Corbell: 512-326-3905)	\$470,000.00
17-003	Cedar Park Senior Living	<a href="#">3405 El Salido Pkwy, Cedar Park, TX 78613</a>	Chris Grassity	N/A	<b>Spectrum Retirement Communities, LLC</b> (Mike Longfellow: 303-360-8812)	<b>Big Red Dog</b> (Bailey Harrington: 512-669-5560)	\$997,100.00
17-002	Belterra Village Phase 1	<a href="#">12372 E. Hwy 290 Austin, TX 78737</a>	Jared Davis	N/A	<b>Crescent Belterra TX, LLC</b> 504 Lavaca Street, Suite 116 (Daniel Campbell: 512-682-5566)	<b>Big Red Dog</b> (Bradley J. Lingvai: 512-699-5560)	\$4,331,166.60
17-001	City of Buda - Municipal Library & City Hall / Public Safety Building	<a href="#">405 East Loop Street Buda, Texas 78610</a>	Graham Jones	N/A	<b>City of Buda</b> (Kenneth Williams: 512-312-0084)	<b>Doucet &amp; Associates</b> (512-583-2600)	\$628,500.00

C-2

HEAVY EQUIPMENT	YEAR	MAKE	MODEL	REGULVIN	LOCATION	PROGRAM	DATE	M	F	W	TU	TH	FR	SAT	CURRENT VEHICLES	500	1000	2000	LAST SERVICE DATE	LAST SERVICE
BAKCHOF	2005	Cat	416E	05EAL0505	Meyers Ranch	Ray	2/10/2022								8,415	46	546	1346	07/16/21	6461
LR-3	2015	Cat	416F	04ST0692	Somerville	Thibault	2/10/2022		5.0	1.0					8,396	369	839	1065/21	6659	
LR-4	2011	Cat	416F	04ST0692	Whisper Valley	Joe B	2/10/2022		1.8						8,412	1619	619	1065/21	6653	
LR-13	2014	Cat	416F	04ST0692	Meyers Ranch	Joe B	2/10/2022	1.9		18.0					7,242	34	516	1516	06/23/21	6183
LR-13	2014	Cat	416F	04ST0692	Meyers Ranch	Joe B	2/10/2022	2.0		13.0					7,401	609	809	12/13/21	6183	
LR-14	2014	Cat	416F	04ST0692	Meyers Ranch	Joe B	2/10/2022	2.0		13.0					8,130	382	582	1882	11/04/21	6095
LR-16	2015	Cat	416F	04ST0692	Meyers Ranch	Joe B	2/10/2022	1.9		16.0					1,765	482	582	1882	08/04/21	1347
LR-17	2015	Cat	416F	04ST0692	Meyers Ranch	Joe B	2/10/2022	1.9		16.0					6,408	140	640	10/28/21	6628	
LR-18	2015	Cat	416F	04ST0692	Meyers Ranch	Joe B	2/10/2022	1.9		16.0					6,408	381	881	10/28/21	6628	
LR-19	2015	Cat	416F	04ST0692	Meyers Ranch	Joe B	2/10/2022	1.9		16.0					6,408	381	881	10/28/21	6628	
LR-21	2019	Cat	416F	04ST0692	Meyers Ranch	Joe B	2/10/2022	8.0		16.0					4,795	351	851	10/19/21	6314	
LR-22	2019	Cat	416F	04ST0692	Meyers Ranch	Joe B	2/10/2022	8.0		16.0					4,795	351	851	10/19/21	6314	
LR-23	2019	Cat	416F	04ST0692	Meyers Ranch	Joe B	2/10/2022	8.0		16.0					4,795	351	851	10/19/21	6314	
LR-24	2019	Cat	416F	04ST0692	Meyers Ranch	Joe B	2/10/2022	8.0		16.0					4,795	351	851	10/19/21	6314	
WHISPER LOADER	2002	Volvo	L90D	70713	Cherokee	Wadey	2/10/2022	14.0		20.0					19,344	44	439	1439	06/04/19	19633
WR-41	2018	Volvo	L90H	624333	Meyers Ranch	Omni	2/10/2022	18.0	13.0	11.0					7,715	89	589	11/06/21	7236	
WR-42	2018	Volvo	L90H	624333	Meyers Ranch	Omni	2/10/2022	18.0	13.0	11.0					7,715	89	589	11/06/21	7236	
WR-43	2018	Volvo	L90H	624333	Meyers Ranch	Omni	2/10/2022	18.0	13.0	11.0					7,715	89	589	11/06/21	7236	
WR-44	2018	Volvo	L90H	624333	Meyers Ranch	Omni	2/10/2022	18.0	13.0	11.0					7,715	89	589	11/06/21	7236	
WR-45	2018	Volvo	L90H	624333	Meyers Ranch	Omni	2/10/2022	18.0	13.0	11.0					7,715	89	589	11/06/21	7236	
WR-46	2018	Volvo	L90H	624333	Meyers Ranch	Omni	2/10/2022	18.0	13.0	11.0					7,715	89	589	11/06/21	7236	
WR-47	2019	Volvo	L90H	624333	Meyers Ranch	Omni	2/10/2022	18.0	13.0	11.0					7,715	89	589	11/06/21	7236	
WR-48	2019	Volvo	L90H	624333	Meyers Ranch	Omni	2/10/2022	18.0	13.0	11.0					7,715	89	589	11/06/21	7236	
WR-49	2019	Volvo	L90H	624333	Meyers Ranch	Omni	2/10/2022	18.0	13.0	11.0					7,715	89	589	11/06/21	7236	
WR-50	2019	Volvo	L90H	624333	Meyers Ranch	Omni	2/10/2022	18.0	13.0	11.0					7,715	89	589	11/06/21	7236	
WR-51	2019	Volvo	L90H	624333	Meyers Ranch	Omni	2/10/2022	18.0	13.0	11.0					7,715	89	589	11/06/21	7236	
WR-52	2019	Volvo	L90H	624333	Meyers Ranch	Omni	2/10/2022	18.0	13.0	11.0					7,715	89	589	11/06/21	7236	
WR-53	2019	Volvo	L90H	624333	Meyers Ranch	Omni	2/10/2022	18.0	13.0	11.0					7,715	89	589	11/06/21	7236	
WR-54	2019	Volvo	L90H	624333	Meyers Ranch	Omni	2/10/2022	18.0	13.0	11.0					7,715	89	589	11/06/21	7236	
WR-55	2019	Volvo	L90H	624333	Meyers Ranch	Omni	2/10/2022	18.0	13.0	11.0					7,715	89	589	11/06/21	7236	
WR-56	2019	Volvo	L90H	624333	Meyers Ranch	Omni	2/10/2022	18.0	13.0	11.0					7,715	89	589	11/06/21	7236	
WR-57	2019	Volvo	L90H	624333	Meyers Ranch	Omni	2/10/2022	18.0	13.0	11.0					7,715	89	589	11/06/21	7236	
WR-58	2019	Volvo	L90H	624333	Meyers Ranch	Omni	2/10/2022	18.0	13.0	11.0					7,715	89	589	11/06/21	7236	
WR-59	2019	Volvo	L90H	624333	Meyers Ranch	Omni	2/10/2022	18.0	13.0	11.0					7,715	89	589	11/06/21	7236	
WR-60	2019	Volvo	L90H	624333	Meyers Ranch	Omni	2/10/2022	18.0	13.0	11.0					7,715	89	589	11/06/21	7236	
WR-61	2019	Volvo	L90H	624333	Meyers Ranch	Omni	2/10/2022	18.0	13.0	11.0					7,715	89	589	11/06/21	7236	

HEAVY EQUIPMENT	YEAR	MAKE	MODEL	SERIAL/VIN	LOCATION	PERSONNEL	DATE	M	T	W	TH	FR	SAT	CURRENT HOURLS / MILES	500	1000	2000	LAST SERVICE DATE	LAST SERVICE
WL-43	2014	Volvo	L1300B	4351	Headquarters	Shoberg	2/9/2022	4.0	4.9	3.0				13,441	352	792	1792	1/11/21	1443
WL-43	2017	Volvo	L260B	02399	Headquarters	John M	2/9/2022	6.0						8,175	246	746	1746	12/15/21	3121
WL-44	2017	Volvo	L260B	024115	Training 2-1	Alfonso	2/9/2022	6.0	11.9					7,599	491	1491	1501/21	7100	
WL-45	2022	Volvo	L700	024535		Richard	2/2/2022							4	496	996	1596	02/11/22	0
WL-46	2022	Volvo	L700	024460		Richard	2/2/2022							10	496	996	1596	02/11/22	0
WL-47	2018	OM	5900C	09959C265T91022		Richard	2/9/2022							6,496	500	1000	2000	02/08/22	4590

2/11/2022

Mark Gilliam



HEAVY EQUIPMENT	YEAR	MAKE	MODEL	REGAL/YIN	LOCATION	FOREMAN	DATE	M	T	W	TH	FR	SAT	CURRENT HOURS / MILES	500	1000	2000	LAST SERVICE DATE	LAST SERVICE
TH-45	2013	Case	310EL	QWZD88599	Tools	Richard	1/13/2012	18.0	9.0	11.0				4,411	501	1081	2401	12/10/12	9954
TH-20	2014	Volvo	EC220E	310893	Tools	Raouf	2/26/2012							2,075	259	689	1459	01/04/12	2458
TH-21	2017	Volvo	EC220E	310499	Revy Creek	Abraham	1/27/2012	13.0						1,100	41	501	1541	08/23/12	1641
TH-22	2012	Volvo	EC280C	314974	Revy Creek	Richard	2/18/2012											03/27/12	
TH-23	2012	Volvo	EC280C	314975	Revy Creek	Richard	2/18/2012											03/07/12	
TRACK LOADER														8,005	325	825	1035	12/17/11	7830
TH-01	2017	Case	950K	1314643	Meyers Ranch	Phillip	2/7/2012												

2/15/2022

Mark Gillum

HEAVY EQUIPMENT	YEAR	MAKE	MODEL	SERIAL/VIN	LOCATION	FOREMAN	DATE	M	T	W	TH	FR	RT	CURRENT HOURS / MILES	500	1000	2000	LAST SERVICE DATE	LAST SERVICE
MINI EX	2013	Hyundai	2500L3	HCU17YB0017718	Berry Creek	Bobby	2/20/22							7,411	109	608	1808	06/26/21	729
MC-2	2013	Hyundai	Z5300-4N	HCU17YB0017718	Berry Creek	Richard	1/24/22							5,217	241	239	1808	4/12/21	4978
MC-3	2014	Cat	318C	CAT81800148	Spanish Oaks	Richard	1/14/22							490	290	290	1808	1/18/21	1661
MC-4	2014	Cat	318C	CAT81800148	Spanish Oaks	Richard	2/20/22							338	163	165	1808	08/15/21	0
MC-5	2019	Volvo	EC230D	VCM5C819W21988	Troyes 5-1	Joe G	1/17/22							479	21	21	1808	08/03/21	0
MC-6	2014	John Deere	770G	IDW771GFLD466447	Della Pegasus	Tracy	2/20/22	6.8		14.0				10,214	370	370	1808	10/12/21	9748
MC-7	2014	John Deere	770G	IDW771GFLD466447	Della Pegasus	Tracy	2/20/22	21.0		21.0				9,400	432	432	1808	01/07/21	9315
MC-8	2014	Cat	140N3	N09091916	Cole Kistler	William	2/20/22	16.0		16.0				8,199	372	372	1808	01/18/21	9471
MC-9	2008	Cat	130N	MK839001744	Kistler	William	2/20/22	2.8		2.8				16,314	802	802	2002	2/24/21	18336
MC-10	2009	Cat	140N3	MK839001744	Meyer Ranch	Joe M	2/20/22	4.8		4.8				16,706	437	437	1808	11/24/21	18332
MC-11	2014	Cat	140N3	MK839001744	Meyer Ranch	Joe M	2/20/22	22.0		22.0				14,670	310	310	1770	11/11/21	14289
MC-12	2007	Cat	140N3	MK839001744	Verwood	Richard	2/20/22	5.0		11.0				9,685	100	690	1808	10/26/21	8745
MC-13	2007	Cat	140N3	MK839001744	Verwood	Richard	2/20/22	4.51		4.51				19,464	451	451	1808	06/22/21	19417
MC-14	2007	Cat	140N3	MK839001744	Verwood	Richard	2/20/22	1.301		1.301				1,200	500	500	1808	01/18/21	1281
MC-15	2007	Cat	140N3	MK839001744	Verwood	Richard	2/20/22	743		743				2,517	302	302	1808	10/27/20	743
COMBINATION	2012	Boomer	BMR500	801720112394	Cole Kistler	William	2/20/22	6.8		13.0				4,202	221	721	1771	01/21/21	4803
MC-16	2012	Boomer	BMR500	801720112394	Cole Kistler	William	2/20/22	24.0		24.0				4,303	249	748	1748	4/20/21	4453
MC-17	2012	Boomer	BMR500	801720112394	Cole Kistler	William	2/20/22	7.0		7.0				5,511	302	802	1808	6/16/21	5313
MC-18	2012	Boomer	BMR500	801720112394	Cole Kistler	William	2/20/22	1.0		1.0				2,514	302	802	1808	6/16/21	2417
MC-19	2012	Boomer	BMR500	801720112394	Cole Kistler	William	2/20/22	6.05		6.05				1,616	69	69	1808	03/03/21	605
MC-20	2012	Boomer	BMR500	801720112394	Cole Kistler	William	2/20/22	21.47		21.47				2,147	800	1000	2000	10/28/21	2147
MC-21	2012	Boomer	BMR500	801720112394	Cole Kistler	William	2/20/22	4.84		4.84				1,320	130	130	1808	6/17/21	3711
MC-22	2012	Boomer	BMR500	801720112394	Cole Kistler	William	2/20/22	1.95		1.95				2,287	365	845	1845	04/08/20	40
MC-23	2012	Boomer	BMR500	801720112394	Cole Kistler	William	2/20/22	2.88		2.88				2,287	358	788	1758	12/08/21	2745
MC-24	2012	Boomer	BMR500	801720112394	Cole Kistler	William	2/20/22	4.99		4.99				2,287	321	921	1921	5/26/21	4416
MC-25	2012	Boomer	BMR500	801720112394	Cole Kistler	William	2/20/22	2.75		2.75				2,287	387	797	1797	09/15/21	2714
MC-26	2012	Boomer	BMR500	801720112394	Cole Kistler	William	2/20/22	3.91		3.91				2,287	387	797	1797	09/15/21	3485
MC-27	2012	Boomer	BMR500	801720112394	Cole Kistler	William	2/20/22	4.16		4.16				2,287	387	797	1797	09/15/21	3381
MC-28	2012	Boomer	BMR500	801720112394	Cole Kistler	William	2/20/22	3.44		3.44				2,287	387	797	1797	09/15/21	3381
MC-29	2012	Boomer	BMR500	801720112394	Cole Kistler	William	2/20/22	9.16		9.16				2,287	488	988	1908	01/27/21	346
MC-30	2012	Boomer	BMR500	801720112394	Cole Kistler	William	2/20/22	7.97		7.97				2,287	397	797	1797	01/27/21	1879
MC-31	2012	Boomer	BMR500	801720112394	Cole Kistler	William	2/20/22	3.12		3.12				2,287	357	757	1757	04/02/21	69
MC-32	2012	Boomer	BMR500	801720112394	Cole Kistler	William	2/20/22	3.75		3.75				2,287	60	60	1808	3/20/21	5125
MC-33	2012	Boomer	BMR500	801720112394	Cole Kistler	William	2/20/22	2.80		2.80				2,287	280	780	1780	09/25/19	0
MC-34	2012	Boomer	BMR500	801720112394	Cole Kistler	William	2/20/22	4.03		4.03				2,287	403	903	1903	06/11/21	34
MC-35	2012	Boomer	BMR500	801720112394	Cole Kistler	William	2/20/22	7.28		7.28				2,287	463	963	1963	08/24/21	728
MC-36	2012	Boomer	BMR500	801720112394	Cole Kistler	William	2/20/22	4.15		4.15				2,287	415	915	1915	11/12/21	7743
MC-37	2012	Boomer	BMR500	801720112394	Cole Kistler	William	2/20/22	6.01		6.01				2,287	493	993	1993	09/08/21	768
MC-38	2012	Boomer	BMR500	801720112394	Cole Kistler	William	2/20/22	8.77		8.77				2,287	531	931	1931	07/14/21	808
MC-39	2012	Boomer	BMR500	801720112394	Cole Kistler	William	2/20/22	6.32		6.32				2,287	416	916	1916	07/14/21	688
MC-40	2012	Boomer	BMR500	801720112394	Cole Kistler	William	2/20/22	4.85		4.85				2,287	445	945	1945	8/20/21	688
MC-41	2012	Boomer	BMR500	801720112394	Cole Kistler	William	2/20/22	4.16		4.16				2,287	484	984	1984	8/20/21	414
MC-42	2012	Boomer	BMR500	801720112394	Cole Kistler	William	2/20/22	4.16		4.16				2,287	484	984	1984	8/20/21	414
MC-43	2012	Boomer	BMR500	801720112394	Cole Kistler	William	2/20/22	4.16		4.16				2,287	484	984	1984	8/20/21	414
MC-44	2012	Boomer	BMR500	801720112394	Cole Kistler	William	2/20/22	4.16		4.16				2,287	484	984	1984	8/20/21	414
MC-45	2012	Boomer	BMR500	801720112394	Cole Kistler	William	2/20/22	4.16		4.16				2,287	484	984	1984	8/20/21	414
MC-46	2012	Boomer	BMR500	801720112394	Cole Kistler	William	2/20/22	4.16		4.16				2,287	484	984	1984	8/20/21	414
MC-47	2012	Boomer	BMR500	801720112394	Cole Kistler	William	2/20/22	4.16		4.16				2,287	484	984	1984	8/20/21	414
MC-48	2012	Boomer	BMR500	801720112394	Cole Kistler	William	2/20/22	4.16		4.16				2,287	484	984	1984	8/20/21	414
MC-49	2012	Boomer	BMR500	801720112394	Cole Kistler	William	2/20/22	4.16		4.16				2,287	484	984	1984	8/20/21	414
MC-50	2012	Boomer	BMR500	801720112394	Cole Kistler	William	2/20/22	4.16		4.16				2,287	484	984	1984	8/20/21	414
MC-51	2012	Boomer	BMR500	801720112394	Cole Kistler	William	2/20/22	4.16		4.16				2,287	484	984	1984	8/20/21	414
MC-52	2012	Boomer	BMR500	801720112394	Cole Kistler	William	2/20/22	4.16		4.16				2,287	484	984	1984	8/20/21	414
MC-53	2012	Boomer	BMR500	801720112394	Cole Kistler	William	2/20/22	4.16		4.16				2,287	484	984	1984	8/20/21	414
MC-54	2012	Boomer	BMR500	801720112394	Cole Kistler	William	2/20/22	4.16		4.16				2,287	484	984	1984	8/20/21	414
MC-55	2012	Boomer	BMR500	801720112394	Cole Kistler	William	2/20/22	4.16		4.16				2,287	484	984	1984	8/20/21	414
MC-56	2012	Boomer	BMR500	801720112394	Cole Kistler	William	2/20/22	4.16		4.16				2,287	484	984	1984	8/20/21	414
MC-57	2012	Boomer	BMR500	801720112394	Cole Kistler	William	2/20/22	4.16		4.16				2,287	484	984	1984	8/20/21	414
MC-58	2012	Boomer	BMR500	801720112394	Cole Kistler	William	2/20/22	4.16		4.16				2,287	484	984	1984	8/20/21	414
MC-59	2012	Boomer	BMR500	801720112394	Cole Kistler	William	2/20/22	4.16		4.16				2,287	484	984	1984	8/20/21	414
MC-60	2012	Boomer	BMR500	801720112394	Cole Kistler	William	2/20/22	4.16		4.16				2,287	484	984	1984	8/20/21	414
MC-61	2012	Boomer	BMR500	801720112394	Cole Kistler	William	2/20/22	4.16		4.16				2,287	484	984	1984	8/20/21	414
MC-62	2012	Boomer	BMR500	801720112394	Cole Kistler	William	2/20/22	4.16		4.16				2,287	484	984	1984	8/20/21	414

WATER TRUCKS	HEAVY EQUIPMENT	YEAR	MAKE	MODEL	SERIAL/VIN	LOCATION	FORSMAN	DATE	MI	T	W	TH	PH	SAF	CURRENT HOURS / MILES	500	1000	2000	LAST RESERVE DATE	LAST SERVICE
WT-01		2010	International	2000 p	1HT100AAANV10000001	Carl's Tavern	Wobson	2/6/2012							7,358	90			11/10/21	7350
WT-02		2009	International	2000 p	1HT100AAANV10000001	Carl's Tavern	Wobson	2/6/2012							6,311	119			12/06/21	6311
WT-03		2007	International	2000 p	1HT100AAANV10000001	Carl's Tavern	Wobson	2/6/2012							7,652	80			11/16/21	7652
WT-04		1997	Ford	746	3E2W75817V448746	Wes	Wobson	11/10/2011							40,294	180			11/16/21	4894
WT-05		2007	Ford	746	3E2W75817V448746	Wes	Wobson	11/10/2011							36,158	150			10/28/21	36158
WT-06		2019	Fredrickson	M2 106	1FVACD00000000000016	Carlson	Chisum	1/6/2021							7,363	66			11/15/21	7363
WT-07		2015	International	2000 p	1HT100AAAL1P1846387	Merger Branch	Two	2/8/2022							7,763	845			01/18/22	7763
WT-08		2015	International	2000 p	1HT100AAAL1P1846387	Whisper Valley	Two	2/8/2022							7,587	814			11/09/21	7587
WT-09		2015	International	2000 p	1HT100AAAL1P1846387	Whisper Valley	Richard	2/8/2022							8,366	651			01/11/22	8366
WT-10		2004	Fredrickson	2000 p	1HT100AAAL100366441	Whisper Valley	Richard	2/8/2022							33,964	110			11/15/21	33964
WT-11		2013	Fredrickson	2000 p	1HT100AAAL100366441	Whisper Valley	Richard	1/24/2022							33,971	139			11/09/21	33971
WT-12		2004	Fredrickson	2000 p	1HT100AAAL100366441	Whisper Valley	Richard	1/24/2022							39,210	130			11/12/21	39210
WT-13		2004	Fredrickson	2000 p	1HT100AAAL100366441	Whisper Valley	Richard	1/24/2022							1,794	716			11/01/21	1794
WT-14		2007	Ford F-750	2000 p	3E2W75817V448746	Travis 4-4	Joe G	3/11/2012							1,699	112			12/17/21	1699
WT-15		2007	Ford F-750	2000 p	3E2W75817V448746	Travis 5-1	Richard	1/28/2022							1,699	112			11/10/21	1699
WT-16		2007	Ford F-750	2000 p	3E2W75817V448746	Travis 5-1	Richard	1/28/2022							1,699	112			11/10/21	1699
WT-17		2007	Ford F-750	2000 p	3E2W75817V448746	Travis 5-1	Richard	1/28/2022							1,699	112			11/10/21	1699
WT-18		2003	International	2000 p	1HT100AAANV10000001	Merger Branch	Richard	12/10/2011							4,411	64			12/10/21	4411
WT-19		2003	International	2000 p	1HT100AAANV10000001	Merger Branch	Richard	12/10/2011							4,411	64			12/10/21	4411
WT-20		2003	International	2000 p	1HT100AAANV10000001	Merger Branch	Richard	12/10/2011							4,411	64			12/10/21	4411
WT-21		2003	International	2000 p	1HT100AAANV10000001	Merger Branch	Richard	12/10/2011							4,411	64			12/10/21	4411
WT-22		2006	Fredrickson	M2-106	1FVACD00000000000016	Fork 4-4	Richard	2/8/2022							5,746	104			01/12/22	5746
WT-23		2006	Fredrickson	M2-106	1FVACD00000000000016	Fork 4-4	Richard	2/8/2022							5,746	104			01/12/22	5746
WT-24		2006	Fredrickson	M2-106	1FVACD00000000000016	Fork 4-4	Richard	2/8/2022							5,746	104			01/12/22	5746
WT-25		2006	Fredrickson	M2-106	1FVACD00000000000016	Fork 4-4	Richard	2/8/2022							5,746	104			01/12/22	5746
WT-26		2008	Ford F-450	2000 p	3E2W75817V448746	Aspen	Richard	2/7/2022							12,997	332			01/11/22	12997
WT-27		2008	Ford F-450	2000 p	3E2W75817V448746	Aspen	Richard	2/7/2022							12,997	332			01/11/22	12997
WT-28		2013	International	2000 p	1HT100AAAL1P1846387	Merger Branch	Richard	1/10/2022							7,217	324			11/15/21	7217
WT-29		2017	International	2000 p	1HT100AAAL1P1846387	Merger Branch	Richard	2/8/2022							7,442	75			10/26/21	7442
WT-30		2017	Ford F-750	2000 p	3E2W75817V448746	Merger Branch	Richard	2/8/2022							10,826	317			11/15/21	10826
WT-31		2017	Ford F-750	2000 p	3E2W75817V448746	Merger Branch	Richard	2/8/2022							10,826	317			11/15/21	10826
WT-32		2003	International	2000 p	1HT100AAANV10000001	Whisper Valley	Richard	1/10/2021							122,241	116			11/15/21	122241
WT-33		2003	International	2000 p	1HT100AAANV10000001	Whisper Valley	Richard	1/10/2021							122,241	116			11/15/21	122241
WT-34		2003	International	2000 p	1HT100AAANV10000001	Whisper Valley	Richard	1/10/2021							122,241	116			11/15/21	122241
WT-35		1997	Ford F-750	2000 p	3E2W75817V448746	Slip Down	Richard	2/8/2022							21,587	674			06/19/21	21587
WT-36		2001	Mark GMC	MD600S	4V10D8H12E220000016	Travis 5-1	Richard	2/8/2022							946				11/10/21	946
WT-37		1995	Mark GMC	MD600S	4V10D8H12E220000016	Travis 5-1	Richard	2/8/2022							946				11/10/21	946

HEAVY EQUIPMENT	YEAR	MAKE	MODEL	SERIAL#/VIN	LOCATION	PERSONNEL	DATE	M	T	W	TH	FR	SAT	CURRENT HOURS / MILES	500	1000	2000	LAST SERVICE DATE	LAST SERVICE
PAVING TRACTOR	2004	New Holland	4802B	1W10899		Richard	12/17/2011							58	402	904	1902	08/26/15	0
Build Dumper	2015	Komatsu	DS90X-17	2551	Traverse 5-1	Toby	2/8/2013	15.0	9.9					16.171	266	746	1766	12/17/21	9937
DD-41	2015	Cat	D8G232L	WMA9R0845	Archie	Breker	2/8/2013		40.0					6.998		411	1481	08/17/21	5491
TRUCK	2011	Volvo	A20V	1041	Vermond	Ben	12/7/12	7.0	10.0					10.117	366	766	1766	11/17/21	5833
OT-42	2013	Volvo	A20P	P0001718	Bull T orcas	Tom	2/8/2013							8.677	487	997	1897	12/15/21	6124
OT-43	2013	Volvo	A20P	P0001718	Westwood	Ben	2/8/2013	13.0						9.185	500	1000	2000	01/31/22	9188
OT-44	2012	Volvo	A20C	C0000804	Meyer Hunt	Ben	7/7/2011	7.0						8.847	133	623	1623	06/24/21	6270
OT-45	2016	Volvo	A20C	740248	Meyer Hunt	Ben	2/9/2013	31.0		6.0				63.12	546	946	1946	01/31/22	6337
OT-46	2016	Volvo	A20C	740241	Tech	Lee G	1/7/2013							7.937	271	871	1871	11/16/21	7859
MESSAGE BOARD	2017	WALCO	WTL548	5212541111000007	Chs Johns	Lee G	12/17/21							540	1000	1900			
VEHICLE	2017	WALCO	WTL548	5212541111000007	Chs Johns	Lee G	12/17/21							540	1000	1900	2000		
VEHICLE	2014	WALCO	WTL548	5212541111000007	Chs Johns	Richard	01/18/22							540	1000	2000			
VEHICLE	2014	WALCO	WTL548	5212541111000007	Chs Johns	Richard	01/18/22							500	1000	1900	2000		
VEHICLE	2014	WALCO	WTL548	5212541111000007	Chs Johns	Richard	01/18/22							500	1000	1900	2000		
VEHICLE	2014	WALCO	WTL548	5212541111000007	Chs Johns	Richard	01/18/22							500	1000	1900	2000		
VEHICLE	2014	WALCO	WTL548	5212541111000007	Chs Johns	Richard	01/18/22							500	1000	1900	2000		
VEHICLE	2014	WALCO	WTL548	5212541111000007	Chs Johns	Richard	01/18/22							500	1000	1900	2000		
VEHICLE	2014	WALCO	WTL548	5212541111000007	Chs Johns	Richard	01/18/22							500	1000	1900	2000		
VEHICLE	2014	WALCO	WTL548	5212541111000007	Chs Johns	Richard	01/18/22							500	1000	1900	2000		
VEHICLE	2014	WALCO	WTL548	5212541111000007	Chs Johns	Richard	01/18/22							500	1000	1900	2000		
VEHICLE	2014	WALCO	WTL548	5212541111000007	Chs Johns	Richard	01/18/22							500	1000	1900	2000		
VEHICLE	2014	WALCO	WTL548	5212541111000007	Chs Johns	Richard	01/18/22							500	1000	1900	2000		
VEHICLE	2014	WALCO	WTL548	5212541111000007	Chs Johns	Richard	01/18/22							500	1000	1900	2000		
VEHICLE	2014	WALCO	WTL548	5212541111000007	Chs Johns	Richard	01/18/22							500	1000	1900	2000		
VEHICLE	2014	WALCO	WTL548	5212541111000007	Chs Johns	Richard	01/18/22							500	1000	1900	2000		
VEHICLE	2014	WALCO	WTL548	5212541111000007	Chs Johns	Richard	01/18/22							500	1000	1900	2000		
VEHICLE	2014	WALCO	WTL548	5212541111000007	Chs Johns	Richard	01/18/22							500	1000	1900	2000		
VEHICLE	2014	WALCO	WTL548	5212541111000007	Chs Johns	Richard	01/18/22							500	1000	1900	2000		
VEHICLE	2014	WALCO	WTL548	5212541111000007	Chs Johns	Richard	01/18/22							500	1000	1900	2000		
VEHICLE	2014	WALCO	WTL548	5212541111000007	Chs Johns	Richard	01/18/22							500	1000	1900	2000		
VEHICLE	2014	WALCO	WTL548	5212541111000007	Chs Johns	Richard	01/18/22							500	1000	1900	2000		
VEHICLE	2014	WALCO	WTL548	5212541111000007	Chs Johns	Richard	01/18/22							500	1000	1900	2000		
VEHICLE	2014	WALCO	WTL548	5212541111000007	Chs Johns	Richard	01/18/22							500	1000	1900	2000		
VEHICLE	2014	WALCO	WTL548	5212541111000007	Chs Johns	Richard	01/18/22							500	1000	1900	2000		
VEHICLE	2014	WALCO	WTL548	5212541111000007	Chs Johns	Richard	01/18/22							500	1000	1900	2000		
VEHICLE	2014	WALCO	WTL548	5212541111000007	Chs Johns	Richard	01/18/22							500	1000	1900	2000		
VEHICLE	2014	WALCO	WTL548	5212541111000007	Chs Johns	Richard	01/18/22							500	1000	1900	2000		
VEHICLE	2014	WALCO	WTL548	5212541111000007	Chs Johns	Richard	01/18/22							500	1000	1900	2000		
VEHICLE	2014	WALCO	WTL548	5212541111000007	Chs Johns	Richard	01/18/22							500	1000	1900	2000		
VEHICLE	2014	WALCO	WTL548	5212541111000007	Chs Johns	Richard	01/18/22							500	1000	1900	2000		
VEHICLE	2014	WALCO	WTL548	5212541111000007	Chs Johns	Richard	01/18/22							500	1000	1900	2000		
VEHICLE	2014	WALCO	WTL548	5212541111000007	Chs Johns	Richard	01/18/22							500	1000	1900	2000		
VEHICLE	2014	WALCO	WTL548	5212541111000007	Chs Johns	Richard	01/18/22							500	1000	1900	2000		
VEHICLE	2014	WALCO	WTL548	5212541111000007	Chs Johns	Richard	01/18/22							500	1000	1900	2000		
VEHICLE	2014	WALCO	WTL548	5212541111000007	Chs Johns	Richard	01/18/22							500	1000	1900	2000		
VEHICLE	2014	WALCO	WTL548	5212541111000007	Chs Johns	Richard	01/18/22							500	1000	1900	2000		
VEHICLE	2014	WALCO	WTL548	5212541111000007	Chs Johns	Richard	01/18/22							500	1000	1900	2000		
VEHICLE	2014	WALCO	WTL548	5212541111000007	Chs Johns	Richard	01/18/22							500	1000	1900	2000		
VEHICLE	2014	WALCO	WTL548	5212541111000007	Chs Johns	Richard	01/18/22							500	1000	1900	2000		
VEHICLE	2014	WALCO	WTL548	5212541111000007	Chs Johns	Richard	01/18/22							500	1000	1900	2000		
VEHICLE	2014	WALCO	WTL548	5212541111000007	Chs Johns	Richard	01/18/22							500	1000	1900	2000		
VEHICLE	2014	WALCO	WTL548	5212541111000007	Chs Johns	Richard	01/18/22							500	1000	1900	2000		
VEHICLE	2014	WALCO	WTL548	5212541111000007	Chs Johns	Richard	01/18/22							500	1000	1900	2000		
VEHICLE	2014	WALCO	WTL548	5212541111000007	Chs Johns	Richard	01/18/22							500	1000	1900	2000		
VEHICLE	2014	WALCO	WTL548	5212541111000007	Chs Johns	Richard	01/18/22							500	1000	1900	2000		
VEHICLE	2014	WALCO	WTL548	5212541111000007	Chs Johns	Richard	01/18/22							500	1000	1900	2000		
VEHICLE	2014	WALCO	WTL548	5212541111000007	Chs Johns	Richard	01/18/22							500	1000	1900	2000		
VEHICLE	2014	WALCO	WTL548	5212541111000007	Chs Johns	Richard	01/18/22							500	1000	1900	2000		
VEHICLE	2014	WALCO	WTL548	5212541111000007	Chs Johns	Richard	01/18/22							500	1000	1900	2000		
VEHICLE	2014	WALCO	WTL548	5212541111000007	Chs Johns	Richard	01/18/22							500	1000	1900	2000		
VEHICLE	2014	WALCO	WTL548	5212541111000007	Chs Johns	Richard	01/18/22							500	1000	1900	2000		
VEHICLE	2014	WALCO	WTL548	5212541111000007	Chs Johns	Richard	01/18/22							500	1000	1900	2000		
VEHICLE	2014	WALCO	WTL548	5212541111000007	Chs Johns	Richard	01/18/22							500	1000	1900	2000		
VEHICLE	2014	WALCO	WTL548	5212541111000007	Chs Johns	Richard	01/18/22							500	1000	1900	2000		
VEHICLE	2014	WALCO	WTL548	5212541111000007	Chs Johns	Richard	01/18/22							500	1000	1900	2000		
VEHICLE	2014	WALCO	WTL548	5212541111000007	Chs Johns	Richard	01/18/22							500	1000	1900	2000		
VEHICLE	2014	WALCO	WTL548	5212541111000007	Chs Johns	Richard	01/18/22							500	1000	1900	2000		
VEHICLE	2014	WALCO	WTL548	5212541111000007	Chs Johns	Richard	01/18/22							500	1000	1900	2000		
VEHICLE	2014	WALCO	WTL548	5212541111000007	Chs Johns	Richard	01/												



D

**C.C. CARLTON INDUSTRIES, LTD.**  
**AUSTIN, TEXAS**

**FINANCIAL STATEMENTS  
AND SUPPLEMENTARY INFORMATION**  
December 31, 2021 and 2020

---

<b>CONTENTS</b>	<b>PAGE</b>
<b>INDEPENDENT AUDITORS' REPORT</b>	<b>1</b>
<b>FINANCIAL STATEMENTS</b>	
Balance Sheets	3
Statements of Income and Changes in Partners' Capital	5
Statements of Cash Flows	6
Notes to Financial Statements	8
<b>SUPPLEMENTARY INFORMATION</b>	
Schedule of Completed Contracts	18
Schedule of Contracts in Progress	19



**Van Houten & Associates, PC**  
CERTIFIED PUBLIC ACCOUNTANTS

**INDEPENDENT AUDITORS' REPORT**

To the Partners  
C.C. Carlton Industries, Ltd.  
Austin, Texas

**Opinion**

We have audited the accompanying financial statements of C.C. Carlton Industries, Ltd., which comprise the balance sheets as of December 31, 2021 and 2020, and the related statements of income and changes in partners' capital, and cash flows for the years then ended, and the related notes to the financial statements.

In our opinion, the accompanying financial statements present fairly, in all material respects, the financial position of C.C. Carlton Industries, Ltd. as of December 31, 2021 and 2020, and the results of its operations and its cash flows for the years then ended in accordance with accounting principles generally accepted in the United States of America.

We conducted our audits in accordance with auditing standards generally accepted in the United States of America (GAAS). Our responsibilities under those standards are further described in the Auditors' Responsibilities for the Audit of the Financial Statements section of our report. We are required to be independent of C.C. Carlton Industries, Ltd. and to meet our other ethical responsibilities, in accordance with the relevant ethical requirements relating to our audits. We believe that the audit evidence we have obtained is sufficient and appropriate to provide a basis for our audit opinion.

**Responsibilities of Management for the Financial Statements**

Management is responsible for the preparation and fair presentation of the financial statements in accordance with accounting principles generally accepted in the United States of America, and for the design, implementation, and maintenance of internal control relevant to the preparation and fair presentation of financial statements that are free from material misstatement, whether due to fraud or error.

In preparing the financial statements, management is required to evaluate whether there are conditions or events, considered in the aggregate, that raise substantial doubt about C.C. Carlton Industries, Ltd.'s ability to continue as a going concern for one year after the date that the financial statements are issued.

## **Auditors' Responsibilities for the Audit of the Financial Statements**

Our objectives are to obtain reasonable assurance about whether the financial statements as a whole are free from material misstatement, whether due to fraud or error, and to issue an auditors' report that includes our opinion. Reasonable assurance is a high level of assurance but is not absolute assurance and therefore is not a guarantee that an audit conducted in accordance with GAAS will always detect a material misstatement when it exists. The risk of not detecting a material misstatement resulting from fraud is higher than for one resulting from error, as fraud may involve collusion, forgery, intentional omissions, misrepresentations, or the override of internal control. Misstatements are considered material if there is a substantial likelihood that, individually or in the aggregate, they would influence the judgment made by a reasonable user based on the financial statements.

In performing an audit in accordance with GAAS, we:

- Exercise professional judgment and maintain professional skepticism throughout the audit.
- Identify and assess the risks of material misstatement of the financial statements, whether due to fraud or error, and design and perform audit procedures responsive to those risks. Such procedures include examining, on a test basis, evidence regarding the amounts and disclosures in the financial statements.
- Obtain an understanding of internal control relevant to the audit in order to design audit procedures that are appropriate in the circumstances, but not for the purpose of expressing an opinion on the effectiveness of C.C. Carlton Industries, Ltd.'s internal control. Accordingly, no such opinion is expressed.
- Evaluate the appropriateness of accounting policies used and the reasonableness of significant accounting estimates made by management, as well as evaluate the overall presentation of the financial statements.
- Conclude whether, in our judgment, there are conditions or events, considered in the aggregate, that raise substantial doubt about C.C. Carlton Industries, Ltd.'s ability to continue as a going concern for a reasonable period of time.

We are required to communicate with those charged with governance regarding, among other matters, the planned scope and timing of the audit, significant audit findings, and certain internal control – related matters that we identified during the audit.

### **Supplementary Information**

Our audits were conducted for the purpose of forming an opinion on the financial statements as a whole. The schedules of completed and in progress contracts are presented for purposes of additional analysis and are not required parts of the financial statements. Such information is the responsibility of management and was derived from and relates directly to the underlying accounting and other records used to prepare the financial statements. The information has been subjected to the auditing procedures applied in the audit of the financial statements and certain additional procedures, including comparing and reconciling such information directly to the underlying accounting and other records used to prepare the financial statements or to the financial statements themselves, and other additional procedures in accordance with auditing standards generally accepted in the United States of America. In our opinion, the information is fairly stated in all material respects in relation to the financial statements as a whole.

*Van Houten & Associates, PC*

Round Rock, Texas  
May 9, 2022

**C.C. CARLTON INDUSTRIES, LTD.**  
**BALANCE SHEETS**  
**December 31, 2021 and 2020**

	<u>2021</u>	<u>2020</u>
<b>ASSETS</b>		
<b>CURRENT ASSETS</b>		
Cash and cash equivalents	\$ 1,590,923	\$ 180,721
Accounts receivable		
Contracts receivable	15,921,543	15,892,720
Note receivable	-	97,267
Contract assets classified as:		
Costs and estimated earnings in excess of		
billings on contracts in progress	2,004,627	2,159,371
Retainage receivable	<u>12,049,428</u>	<u>11,860,064</u>
<b>TOTAL CURRENT ASSETS</b>	<b>31,566,521</b>	<b>30,190,143</b>
<b>PROPERTY AND EQUIPMENT</b>		
Construction in progress	1,261,241	126,846
Construction equipment	14,271,978	12,590,072
Transportation equipment	1,886,533	1,333,082
Furniture and fixtures	28,799	28,799
Office equipment	255,390	255,390
Building	-	481,147
	<u>17,703,941</u>	<u>14,815,336</u>
Less accumulated depreciation	<u>(6,137,844)</u>	<u>(4,627,966)</u>
	<u>11,566,097</u>	<u>10,187,370</u>
Line of credit - partner	-	760,674
<b>TOTAL ASSETS</b>	<b>\$ <u>43,132,618</u></b>	<b>\$ <u>41,138,187</u></b>

See notes to financial statements.

**C.C. CARLTON INDUSTRIES, LTD.**  
**BALANCE SHEETS – continued**  
**December 31, 2021 and 2020**

	<u>2021</u>	<u>2020</u>
<b>LIABILITIES AND PARTNERS' CAPITAL</b>		
<b>CURRENT LIABILITIES</b>		
Accounts payable		
Trade	\$ 17,469,193	\$ 18,215,339
Retainage	<u>6,341,538</u>	<u>5,753,598</u>
	23,810,731	23,968,937
Accrued expenses	53,286	136,412
Notes payable - current portion	1,473,281	1,259,921
Contract liabilities classified as:		
Billings in excess of costs and estimated earnings on contracts in progress	<u>7,201,905</u>	<u>1,680,764</u>
<b>TOTAL CURRENT LIABILITIES</b>	<b>32,539,203</b>	<b>27,046,034</b>
Paycheck Protection Program note payable	-	3,869,600
Notes payable	2,121,165	2,544,635
Lines of credit - non current	-	1,500,000
<b>PARTNERS' CAPITAL</b>	<u>8,472,250</u>	<u>6,177,918</u>
<b>TOTAL LIABILITIES AND PARTNERS' CAPITAL</b>	<b>\$ <u>43,132,618</u></b>	<b>\$ <u>41,138,187</u></b>

See notes to financial statements.

**C.C. CARLTON INDUSTRIES, LTD.**  
**STATEMENTS OF INCOME AND CHANGES IN PARTNERS' CAPITAL**  
**For the years ended December 31, 2021 and 2020**

	<u>2021</u>	<u>2020</u>
<b>INCOME</b>		
Revenue from contracts	\$ 134,267,422	\$ 123,741,242
Cost of contracts	<u>127,085,693</u>	<u>112,816,188</u>
	7,181,729	10,925,054
<b>OPERATING EXPENSES</b>		
General and administrative expenses	<u>3,379,369</u>	<u>9,578,269</u>
<b>INCOME FROM OPERATIONS</b>	3,802,360	1,346,785
<b>OTHER INCOME (EXPENSES)</b>		
Interest expense	(209,073)	(187,468)
Interest income	53,510	10,674
Gain on disposal of property and equipment	325,092	-
Miscellaneous expense	(694)	-
Miscellaneous income	3,052	9,153
Gain on Payroll Protection Program loan forgiveness	<u>3,869,600</u>	<u>-</u>
	<u>4,041,487</u>	<u>(167,641)</u>
<b>INCOME BEFORE TAXES</b>	7,843,847	1,179,144
Provision for state taxes	<u>38,314</u>	<u>58,566</u>
<b>NET INCOME</b>	7,805,533	1,120,578
<b>BEGINNING PARTNERS' CAPITAL</b>	6,177,918	5,551,757
Distributions	<u>(5,511,201)</u>	<u>(494,417)</u>
<b>ENDING PARTNERS' CAPITAL</b>	<u>\$ 8,472,250</u>	<u>\$ 6,177,918</u>

See notes to financial statements.

**C.C. CARLTON INDUSTRIES, LTD.**  
**STATEMENTS OF CASH FLOWS**  
For the years ended December 31, 2021 and 2020

	<u>2021</u>	<u>2020</u>
<b>CASH FLOWS FROM OPERATING ACTIVITIES</b>		
Net income	\$ 7,805,533	\$ 1,120,578
Depreciation	1,797,917	1,456,515
Accounts receivable	(28,823)	(5,048,095)
Gain on disposal of property and equipment	(325,092)	-
Gain on Payroll Protection Program loan forgiveness	(3,869,600)	-
Gain from Employee Retention Tax Credit	(7,989,543)	-
Contract assets classified as:		
Costs and estimated earnings in excess of billings on contracts in progress	154,744	(736,041)
Retainage receivable	(189,364)	(1,907,030)
Accounts payable	(158,206)	8,662,902
Accrued expenses	(83,126)	109,888
Contract liabilities classified as:		
Billings in excess of costs and estimated earnings on contracts in progress	5,521,141	(941,414)
<b>NET CASH PROVIDED BY OPERATING ACTIVITIES</b>	<u>2,635,581</u>	<u>2,717,303</u>
<b>CASH FLOWS FROM INVESTING ACTIVITIES</b>		
Proceeds from disposal of property and equipment	546,846	57,464
Issuance of note receivable	(375,693)	(280,704)
Repayment of note receivable	472,960	183,437
Issuance of line of credit - partner	(872,457)	(1,984,454)
Repayment of line of credit - partner	1,633,131	1,223,780
Purchase of property and equipment	(3,398,398)	(2,659,754)
<b>NET CASH (USED) BY INVESTING ACTIVITIES</b>	<u>(1,993,611)</u>	<u>(3,460,231)</u>
<b>CASH FLOWS FROM FINANCING ACTIVITIES</b>		
Proceeds from issuance of notes payable	1,260,769	41,519
(Repayments) on notes payable	(1,470,879)	(819,153)
(Repayments) on lines of credit, net	(1,500,000)	(1,700,341)
Proceeds from Payroll Protection Program note payable	-	3,869,600
Proceeds from Employee Retention Credit	7,989,543	-
Distributions	(5,511,201)	(494,417)
<b>NET CASH PROVIDED BY FINANCING ACTIVITIES</b>	<u>768,232</u>	<u>897,208</u>
<b>INCREASE IN CASH AND CASH EQUIVALENTS</b>	1,410,202	154,280
<b>CASH AND CASH EQUIVALENTS AT BEGINNING OF THE YEAR</b>	<u>180,721</u>	<u>26,441</u>
<b>CASH AND CASH EQUIVALENTS AT END OF YEAR</b>	<u>\$ 1,590,923</u>	<u>\$ 180,721</u>

See notes to financial statements.

**C.C. CARLTON INDUSTRIES, LTD.**  
**STATEMENTS OF CASH FLOWS - continued**  
**For the years ended December 31, 2021 and 2020**

---

	<u>2021</u>		<u>2020</u>
<b>SUPPLEMENTAL DISCLOSURES OF CASH FLOW INFORMATION:</b>			
Cash paid during the year for:			
Interest	\$ 212,905	\$	193,079
Taxes	\$ 49,093	\$	61,500

See notes to financial statements.

**C.C. CARLTON INDUSTRIES, LTD.  
NOTES TO FINANCIAL STATEMENTS**

**NOTE A – SUMMARY OF SIGNIFICANT ACCOUNTING POLICIES**

**Operations and Accounting**

C.C. Carlton Industries, Ltd. (the “Partnership”) is a Texas limited partnership. Carlton GP, LLC (“GP”) is a Texas limited liability corporation and C.C. Carlton Construction of Austin, Inc. (“Construction”) is an S-Corporation. Each own 1.737% general partner interests in the Partnership. The sole limited partner (“Limited Partner”) owns a 96.526% interest in the Partnership and 100% of GP and Construction.

C.C. Carlton Industries, Ltd. is engaged in the construction of site utilities, roads, bridges, and concrete structures in Texas under fixed-price contracts with allowances for change orders. The lengths of the Partnership’s contracts vary, typically lasting six months to two years. Contract-related items in the balance sheet are classified as current because they have realization and liquidation periods of less than one year.

**Use of Estimates**

The preparation of financial statements in conformity with generally accepted accounting principles in the United States of America requires management to make estimates and assumptions that affect the reported amounts of assets and liabilities and disclosure of contingent assets and liabilities at the date of the financial statements and the reported amounts of revenues and expenses during the reporting period. Actual results could differ from those estimates.

**Revenue Recognition**

For contracts that are within the scope of FASB ASC 606 Revenue from Contracts with Customers, the Company performs the following five steps: (1) identify the contract(s) with a customer; (2) identify the performance obligations in the contract; (3) determine the transaction price; (4) allocate the transaction price to the performance obligations in the contract; and (5) recognize revenue when (or as) the entity satisfies a performance obligation.

**Cash and Cash Equivalents**

For purposes of the statements of cash flows, the Partnership considers cash and cash equivalents with original maturities of ninety days or less to be cash equivalents.

**Accounts Receivable**

Accounts receivable are based on contracted prices and consist primarily of job-related billings. The allowance for doubtful accounts is based upon a review of outstanding receivables, historical collection information, and existing economic conditions. Normal receivables are due thirty days after the date of the invoice with retentions due thirty days after completion of the project and acceptance by the owner. Management of the Partnership reviews collectability of aged accounts receivables on a periodic basis. When it is determined that an account becomes uncollectible, it is written off. Management considers all accounts to be collectible and therefore, has not established an allowance for doubtful accounts. Bad debt expense at December 31, 2021 and 2020 was \$613,589 and \$0, respectively.

**Income Taxes**

The Partnership has elected to be taxed as a partnership for federal income tax purposes. In lieu of federal corporate income taxes, the partners are taxed on the Partnership’s results of operations. Accordingly, no provision or liability for federal income taxes has been recorded for the Partnership.

**C.C. CARLTON INDUSTRIES, LTD.**  
**NOTES TO FINANCIAL STATEMENTS**

**NOTE A – SUMMARY OF SIGNIFICANT ACCOUNTING POLICIES – continued**

**Income Taxes - continued**

Management has considered the effect of any tax positions which could affect the future cash flows of the Partnership and does not anticipate any current or future adjustments to the Partnership's financial statements. Accordingly, the Partnership has not recorded any reserves for distributions to partners for taxes, interest, or penalties related to uncertain income tax positions for the years ended December 31, 2021 and 2020.

The State of Texas franchise tax is calculated based on the gross margin times the applicable state tax rate subject to certain provisions and adjustments.

**Property and Equipment**

Property and equipment are recorded at cost and are depreciated over their estimated useful lives using the straight-line method for financial reporting. Repairs and maintenance are charged to expenses as incurred. Renewals and betterments which add significantly to the utility or useful life of the asset are capitalized. Upon retirement or disposition of assets, related gains and losses are reflected in other income (expense). Construction in Progress consists of leasehold improvements for an upcoming office lease that has yet to be placed in service.

Categories of assets and their useful lives are as follows:

Construction equipment	5 to 10 years
Transportation equipment	5 to 7 years
Furniture and fixtures	5 to 7 years
Office equipment	5 to 7 years
Building	39 years

Long-lived assets held and used by the Partnership are reviewed for impairment whenever events or changes in circumstances indicate that the carrying amount of an asset may not be recoverable. In the event that facts and circumstances indicate that the cost of any long-lived assets may be impaired, an evaluation of recoverability would be performed.

**Accrued Expenses**

Accrued expenses consists of Texas franchise taxes payable, property taxes payable, and other miscellaneous accrued expenses.

**Recent Accounting Pronouncements**

In February 2016, the FASB issued ASU No. 2016-02, Leases (Topic 842). This standard requires lessees to recognize a lease liability and a lease asset for all leases, including operating leases, with a term greater than 12 months on its balance sheet. The standard also expands the required quantitative disclosures surrounding leases. In July 2018 this standard was updated and improved through ASU 2018-10 and ASU 2018-11. In June 2020, the FASB issued ASU 2020-05, which changed the effective date for entities other than public business entities to annual periods beginning after December 15, 2021. Early adoption is permitted. This standard will be applied using a modified retrospective transition approach for leases existing at, or entered into after, the beginning of the earliest comparative period presented in the financial statements.

**C.C. CARLTON INDUSTRIES, LTD.**  
**NOTES TO FINANCIAL STATEMENTS**

**NOTE A – SUMMARY OF SIGNIFICANT ACCOUNTING POLICIES – continued**

**Recent Accounting Pronouncements - continued**

However, per ASU 2018-11, the Partnership can elect to recognize a cumulative effect adjustment to the opening balance of equity in the period of adoption rather than in the earliest period presented. Management is currently evaluating the effect of these provisions on the Partnership's financial position and results of operations.

**NOTE B – REVENUE FROM CONTRACTS WITH CUSTOMERS**

**Performance Obligations and Recognition Method**

The Company evaluates whether two or more contracts should be combined and accounted for as one single performance obligation and whether a single contract should be accounted for as more than one performance obligation. ASC 606 defines a performance obligation as a contractual promise to transfer a distinct good or service to a customer. A contract's transaction price is allocated to each distinct performance obligation and recognized as revenue when, or as, the performance obligation is satisfied. The Company's evaluation requires significant judgment and the decision to combine a group of contracts or separate a contract into multiple performance obligations could change the amount of revenue and profit recorded in a given period.

The majority of the Company's contracts have a single performance obligation, as the promise to transfer the individual goods or services is not separately identifiable from other promises in the contract and, therefore, is not distinct. However, occasionally the Company has contracts with multiple performance obligations.

For contracts with multiple performance obligations, the Company allocates the contract's transaction price to each performance obligation using the observable stand-alone selling price, if available, or alternatively the best estimate of the stand-alone selling price of each distinct performance obligation in the contract. The primary method used to estimate stand-alone selling price is the expected cost plus a margin approach for each performance obligation.

Revenue related to contracts with customers is recognized over time as work is completed due to the continuous transfer of control to the customer, typically using an input measure such as costs incurred to date relative to total estimated costs at completion to measure progress. Costs that do not depict progress toward satisfaction of the performance obligation are included in contract costs but may not result in revenue being recognized, such as significant re-work.

At times costs may be incurred that are not reflective of the Company's progress towards satisfaction of the performance obligation which may result in revenue being recognized only to the extent of such costs without any profit, for example uninstalled materials that are (1) not distinct, (2) control is transferred to the customer significantly before integration of the goods into the project, (3) cost of the transferred goods are significant relative to the total estimated costs of satisfying the performance obligation, and (4) the Company is not significantly involved in designing or manufacturing the goods.

Revenue from contracts with customers is measured based on consideration specified in a contract with a customer, and excludes any amounts collected on behalf of third parties. Taxes assessed by a governmental authority that are both imposed on and concurrent with a specific revenue producing transaction, that are collected by the Company from a customer, are excluded from revenue.

Costs of revenues earned include all direct material and labor costs and those indirect costs related to contract performance, such as indirect labor, supplies, tools, repairs, and depreciation costs. The cost of significant uninstalled materials, re-work, or scrap is generally excluded from the cost-to-cost measure of progress as it is not proportionate to the entity's progress in satisfying the performance obligation.

**C.C. CARLTON INDUSTRIES, LTD.**  
**NOTES TO FINANCIAL STATEMENTS**

**NOTE B – REVENUE FROM CONTRACTS WITH CUSTOMERS – continued**

**Performance Obligations and Recognition Method – continued**

Costs to fulfill a contract, including mobilization costs, prior to substantive work beginning are capitalized as incurred and amortized over the expected duration of the contract. General and administrative costs are charged to expense as incurred. Provisions for estimated losses on uncompleted contracts are made in the period in which such losses are determined.

The Company's contracts may include retention provisions to provide assurance to customers that the Company will perform in accordance with the contract terms. The retention provisions are not considered a significant financing component. The balances billed but not paid by customers pursuant to these provisions generally become due upon completion and acceptance of the project by the customer. The Company has determined that there are no significant financing components included in construction contracts as of December 31, 2021.

**Contract Estimates Including Claims, Unapproved Change Orders and Variable Consideration**

Accounting for long-term contracts with customers involves the use of various techniques to estimate total transaction price, total estimated costs at completion, and progress toward satisfaction of performance obligations which are used to recognize revenue earned. Unforeseen events and circumstances can alter the estimate of the costs associated with a particular contract. Total estimated costs at completion can be impacted by changes in productivity, scheduling, the unit cost of labor, subcontracts, materials, and equipment. Additionally, external factors such as weather, customer needs, customer delays in providing permits and approvals, labor availability, governmental regulation and politics may affect the progress of a project's completion and push the timing and amount of revenue recognition.

To the extent that original cost estimates are modified, estimated costs to complete the increase, delivery schedules are delayed, or progress under a contract is otherwise impeded, cash flow, revenue recognition, and profitability from a particular contract may be adversely affected.

The nature of the Company's contracts gives rise to several types of variable consideration that can either increase or decrease the transaction price. Transaction price for contracts is required to include evaluation of variable consideration to which the Company has an enforceable right to compensation or obligation for a reduction, which can result in increases or decreases to a contract's transaction price. The effect of a change in variable consideration on the transaction price of a performance obligation is recognized as an adjustment to revenue on a cumulative catch-up basis.

Contract modifications can result in contract specifications or requirements that either create new or changes existing enforceable rights and obligations of the parties to the contract. The Company considers unapproved change orders to be contract modifications for which customers have agreed to changes in the scope of the contract but have not agreed to the price.

The Company considers claims to be contract modifications for which the Company has sought, or will seek, to collect from customers, or others, for customer-caused changes in contract specifications or design, or other customer-related causes of unanticipated additional contract costs on which there is no contractual agreement with the customer for changes in either the scope or price of the contract. Claims can also be caused by non-customer-caused changes, such as weather delays, work stoppages or other unanticipated events.

**C.C. CARLTON INDUSTRIES, LTD.**  
**NOTES TO FINANCIAL STATEMENTS**

**NOTE B – REVENUE FROM CONTRACTS WITH CUSTOMERS – continued**

**Contract Estimates Including Claims, Unapproved Change Orders and Variable Consideration - continued**

Costs associated with contract modifications are included in the estimated costs to complete the contracts and are treated as project costs when incurred. In most instances, contract modifications are for goods or services that are not distinct and, therefore, are accounted for as a part of the existing contract. In those instances, the effect of a contract modification on the transaction price, and the measure of progress for the performance obligation to which it relates, is recognized as an adjustment to revenue on a cumulative catch-up basis.

**Contract Assets and Contract Liabilities**

The timing of when the Company bills their customers on long-term construction contracts is generally dependent upon agreed-upon contractual terms, which may include milestone billings based on the completion of certain phases of the work, or when services are provided. When as a result of contingencies, billings cannot occur until after the related revenue has been recognized, the result is unbilled revenue, which is included in contract assets. Additionally, the Company may receive advances or deposits from customers before revenue is recognized, resulting in deferred revenue, which is included in contract liabilities.

Retainage for which the Company has an unconditional right to payment that is only subject to the passage of time are classified as contracts receivable. Retainage subject to conditions other than the passage of time do not meet the definition of definition of a receivable and are therefore included in contract assets and contract liabilities, as determined on a contract-by-contract basis.

Contract assets represent revenues recognized in excess of amounts paid or payable (contract receivables) to the Company on uncompleted contracts. Contract liabilities represent the Company's obligation to perform on uncompleted contracts with customers for which the Company has received payment or for which contract receivables are outstanding.

**NOTE C – CONTRACTS**

For the years ended December 31, 2021 and 2020, the status of contracts is summarized as follows:

	<u>2021</u>	<u>2020</u>
Billings on contracts	\$ 139,464,700	\$ 123,262,635
Costs incurred on contracts	<u>127,085,693</u>	<u>112,816,188</u>
	12,379,007	10,446,447
Estimated earned income	<u>7,181,729</u>	<u>10,925,054</u>
	<u>\$ 5,197,278</u>	<u>\$ (478,607)</u>
Contract assets and liabilities classified as:		
Costs and estimated earnings in excess of billings on contracts in progress	\$ (2,004,627)	\$ (2,159,371)
Billings in excess of costs and estimated earnings on contracts in progress	<u>7,201,905</u>	<u>1,680,764</u>
	<u>\$ 5,197,278</u>	<u>\$ (478,607)</u>

**C.C. CARLTON INDUSTRIES, LTD.**  
**NOTES TO FINANCIAL STATEMENTS**

**NOTE D – LEASES**

The Partnership leases office, storage, and construction equipment under operating leases expiring at various dates throughout 2030. Expenses paid under these leases was \$2,269,317 and \$1,926,763 for the years ended December 31, 2021 and 2020, respectively, and is included in costs of contracts and selling, general and administrative expenses on the accompanying statements of income and changes in partners' capital.

At December 31, 2021, future minimum lease payments for the remaining lease terms are as follows:

2021	\$ 1,805,039
2022	1,208,036
2023	340,984
2024	314,663
2025	129,065
Thereafter	<u>529,432</u>
	<u>\$ 4,327,219</u>

**NOTE E – LINES OF CREDIT**

The Partnership maintains a revolving line of credit agreement with Peoples United Equipment Finance Corp. with a maturity of August 5, 2023. During the year ended the December 31, 2020, the lines availability was increased to \$3,645,000. The lines availability is reduced by the monthly required minimum principal payments of \$101,250. Interest is due in monthly payments. At December 31, 2021 and 2020, the principal balance outstanding was \$0 and \$1,500,000, respectively, with an available balance to borrow of \$2,025,000 and \$1,740,000, respectively.

The Partnership maintains a \$4,000,000 revolving line of credit with First United Bank and Trust Co with a maturity of September 12, 2022, with interest based on a floating rate indexed to the Wall Street Journal's prime rate plus 0.50%, subject to certain restrictive covenants. At December 31, 2021 and 2020, the principal balance outstanding was \$0 and \$0, with \$4,000,000 and \$4,000,000 available to borrow, respectively. As of December 31, 2021, First United Bank and Trust Co waived and reaffirmed all covenant violations.

**NOTE F – CONCENTRATION OF CREDIT RISK AND SIGNIFICANT CUSTOMERS**

At December 31, 2020, two customers represented approximately 10% of the Partnership's accounts receivable and one customer accounted for approximately 33% of the Partnership's revenue.

At December 31, 2021, one customer represented approximately 13% of the Partnership's accounts receivable and one customer accounted for approximately 18% of the Partnership's revenue.

**C.C. CARLTON INDUSTRIES, LTD.**  
**NOTES TO FINANCIAL STATEMENTS**

**NOTE G – DEBT**

As of December 31, 2021 and 2020, the Company had the following notes payable.

	<u>2021</u>	<u>2020</u>
Note payable to Komatsu Financial, due in monthly installments of \$2,748, at 4.40% interest, maturing September 2021, secured by certain equipment of the Company. Note was paid in full during the year ended December 31, 2021.	\$ -	\$ 88,004
Note payable to Caterpillar Financial, due in monthly installments of \$4,866 at 4.75% interest, maturing August 2022, secured by certain equipment of the Company.	33,569	89,000
Note payable to Caterpillar Financial, due in monthly installments of \$4,857 at 4.75% interest, maturing October 2021, secured by certain equipment of the Company. Note was paid in full during the year ended December 31, 2021.	-	42,888
Note payable to Volvo Financial Services, due in monthly installments of \$80,621, at 0.00% interest, maturing August 2024, secured by certain equipment of the Company.	2,338,021	3,224,857
Note payable to Volvo Financial Services, due in monthly installments of \$1,627, at 0.00% interest, maturing October 2022, secured by certain equipment of the Company.	16,267	35,788
Note payable to Volvo Financial Services, due in monthly installments of \$1,627, at 0.00% interest, maturing October 2022, secured by certain equipment of the Company.	16,267	35,788
Note payable to Volvo Financial Services, due in monthly installments of \$4,866, at 0.00% interest, maturing January 2022, certain equipment of the Company. Note was paid in full subsequent to the year ended December 31, 2021.	4,866	63,257
Note payable to Advance Acceptance, due in monthly installments of \$3,942, at 0.00% interest, maturing September 2021, secured by certain equipment of the Company. Note was paid in full during the year ended December 31, 2021.	-	27,028
Note payable to Volvo Financial Services, due in monthly installments of \$7,239, at 0.00% interest, maturing December 2022, secured by certain equipment of the Company.	108,579	173,727
Note payable to Wells Fargo Finance, Manufacturer Services Group, due in monthly installments of \$1,730, at 0.00% interest, maturing July 2022, secured by certain equipment of the Company.		
Note was paid in full subsequent to the year ended December 31, 2021.	3,460	24,219

**C.C. CARLTON INDUSTRIES, LTD.**  
**NOTES TO FINANCIAL STATEMENTS**

**NOTE G – DEBT – continued**

	<u>2021</u>	<u>2020</u>
Note payable to Volvo Financial Services, due in monthly installments of \$3,442, at 0.99% interest, maturing December 2023, secured by certain equipment of the Company.	\$ 81,771	\$ -
Note payable to Volvo Financial Services, due in monthly installments of \$15,121, at 0.90% interest, maturing June 2025, secured by certain equipment of the Company.	624,950	-
Note payable to Volvo Financial Services, due in monthly installments of \$2,948, at 0.00% interest, maturing June 2025, secured by certain equipment of the Company.	132,666	-
Note payable to John Deere Financial, due in monthly installments of \$2,925, at 0.00% interest, maturing April 2025, secured by certain equipment of the Company.	117,038	-
Note payable to John Deere Financial, due in monthly installments of \$2,926, at 0.00% interest, maturing April 2025, secured by certain equipment of the Company.	116,992	-
	3,594,446	3,804,556
Less current portion	(1,478,809)	(1,259,921)
	<u>\$ 2,115,637</u>	<u>\$ 2,544,635</u>

Future maturities of long-term debt for the years following December 31, 2021 are as follows:

2021	\$ 1,478,809
2022	1,294,954
2023	690,157
2024	130,526
	<u>\$ 3,594,446</u>

**NOTE H – PAYROLL PROTECTION PROGRAM NOTE PAYABLE**

During the year ended December 31, 2020, the Partnership (the “Borrower”) was granted a loan (the “Loan”) from Prosperity Bank, in the aggregate amount of \$3,869,600, pursuant to the Paycheck Protection Program (the “PPP”) under Division A, Title 1 of the CARES Act, which was enacted March 27, 2020.

The Loan which was in the form of a note dated April 15, 2020 issued to the Borrower, has a max interest rate of 1%, and a maturity date of April 2022. The Note may be prepaid by the Borrower at any time prior to maturity with no prepayment penalties. Funds from the Loan may only be used for payroll costs, costs used to continue group health care benefits, mortgage payments, rent, utilities, and interest on other debt obligations incurred up to 24 weeks after receiving the loan or December 31, 2020, whichever is first. The Borrower used the entire Loan amount for qualifying expenses. Under the terms of the PPP, certain amounts of the Loan may be forgiven if they are used for qualifying expenses as described in the CARES Act.

**C.C. CARLTON INDUSTRIES, LTD.**  
**NOTES TO FINANCIAL STATEMENTS**

**NOTE H – PAYROLL PROTECTION PROGRAM NOTE PAYABLE - continued**

In accordance with ASC 450-30 Gain Contingencies; loans that are expected to be forgiven must be initially recorded as a liability. Only when the loan is officially forgiven will any gain be recognized. As of December 31, 2021, the Loan has been fully forgiven.

**NOTE I – EMPLOYEE RETENTION CREDIT**

The CARES Act provides an employee retention credit (“ERC”), which is a refundable tax credit against certain employment taxes of up to \$5,000 per employee for eligible employers. The tax credit is equal to 50% of qualified wages paid to employees during a quarter, capped at \$10,000 of qualified wages per employee through December 31, 2020. Additional relief provisions were passed by the United States government, which extended and expanded the qualified wage caps on these credits through December 31, 2021. Based on these additional provisions, the tax credit is now equal to 70% of qualified wages paid to employees during a quarter, and the limit on qualified wages per employee has been increased to \$10,000 of qualified wages per quarter. The Partnership qualified for the ERC in the 1st, 2nd and 3rd quarters of 2021. During the fiscal year ended December 31, 2021, the Partnership recorded, \$7,989,543 of gain to general and administrative expenses related to the ERC.

**NOTE J – LINE OF CREDIT – PARTNER**

During the year ended December 31, 2020, the Partnership entered into a line of credit agreement with one partner. The line had a maximum amount available to loan of \$1,500,000 with a due date of December 31, 2020. The line of credit accrued interest at a rate of 1.60% with the rate increasing to 5.0% on matured balances. As of December 31, 2021 and 2020, the outstanding balance including principle and accrued interest amounted to \$0 and \$760,674, respectively. The line of credit was received in full as of December 31, 2021.

**NOTE K – NOTE RECEIVABLE**

The Company entered into a note receivable agreement with one customer during the year ended December 31, 2020 in the amount of \$280,704, with a stated interest rate of 10.0%, and a due date of March of 2021. The note called for monthly payments of \$29,825. As of December 31, 2021 and 2020, the outstanding balance including principle and accrued interest amounted to \$0 and \$97,267, respectively. The note was received in full as of December 31, 2021.

**NOTE L – SUBSEQUENT EVENTS**

Management has evaluated subsequent events through May 9, 2022, the date the financial statements were available to be issued. Management concluded that there were no material subsequent events which required additional disclosure in these financial statements.

**SUPPLEMENTARY INFORMATION**

**C.C. CARLTON INDUSTRIES, LTD.**  
**SCHEDULE OF COMPLETED CONTRACTS**  
**For the year ended December 31, 2021**

Job Name	Contract Amount	Estimated Job Cost	Estimated Profit	Billing to Date	Prior Years Billing	Current Billing	Job Cost to Date	Prior Year Job Cost	Current Job Cost	Percent Cost	Estimated Income to Date	Prior Years Estimated Income	Current Estimated Income	Unbilled Costs	Excess Billing
5TH GENERATION OPPSITE WATER	\$ 3,206,896	\$ 4,286,584	\$ 789,912	\$ 3,206,896	\$ 5,028,445	\$ 148,451	\$ 4,405,984	\$ 4,198,510	\$ 208,474	100.00%	\$ 789,912	\$ 839,995	\$ (60,023)	\$ -	\$ -
SAV GABRIEL PARKWAY PHASE 1	3,206,991	3,206,896	(73,438)	3,206,991	3,166,806	40,185	3,280,429	3,279,118	1,311	100.00%	(73,438)	(112,312)	38,874	-	-
THE LEGACY AT SAINT JOHN (SANTA RITA)	2,122,091	1,688,461	437,430	2,122,091	2,113,025	9,066	1,684,661	1,722,115	(37,454)	100.00%	437,430	390,210	46,520	-	-
NORTH BLUFF 3	1,180,702	1,000,676	180,026	1,180,702	1,151,020	29,682	1,001,676	978,167	22,309	100.00%	180,026	172,653	7,739	-	-
WHISPER VALLEY PHASE 2	8,395,376	8,295,376	174,161	8,395,376	8,440,295	(44,919)	8,395,376	8,395,376	-	100.00%	174,161	44,919	122,242	-	-
ESTANCA HILL COUNTRY DR	6,893,489	6,161,363	731,126	6,893,489	6,372,522	520,967	6,161,363	6,090,475	70,888	100.00%	731,126	676,720	54,406	-	-
BOULDER CREEK COMMONS	8,443,044	8,084,712	358,552	8,443,044	8,322,522	120,742	8,084,712	7,739,946	344,766	100.00%	358,552	582,576	(224,024)	-	-
EASTSIDE MEMORIAL HIGH SCHOOL	680,997	688,403	(8,406)	680,997	675,767	5,230	628,463	628,463	40	100.00%	(8,406)	47,384	5,190	-	-
RESERVE AT WYOMING SPRINGS	1,003,128	905,935	97,193	1,003,128	923,415	79,713	905,935	831,074	74,861	100.00%	97,193	92,341	4,852	-	-
CADENBIDE APARTMENTS	424,545	424,545	-	424,545	435,185	(10,640)	340,139	348,148	(8,009)	100.00%	-	40,986	(4,916)	-	-
BEVERLY AT WYOMING SPRINGS	4,237,737	4,237,737	-	4,237,737	4,049,585	188,152	4,230,177	4,354,019	(123,842)	100.00%	184,150	71,263	(12,867)	-	-
SKAN GARAGE	1,607,351	1,423,201	184,150	1,607,351	1,435,282	182,069	1,435,201	1,354,019	81,182	100.00%	184,150	181,092	42,065	-	-
MANHACIA LAND DEVELOPMENT	798,871	575,714	223,157	798,871	724,368	74,503	575,714	543,276	32,438	100.00%	223,157	132,251	(34,580)	-	-
FRONTIER - AN TX NEW PLANT	712,962	615,291	97,671	712,962	609,003	103,959	615,291	456,752	158,539	100.00%	97,671	182,251	(240,872)	-	-
TRAVISSO 3 - 6 & 8	13,207,616	11,726,723	1,570,893	13,207,616	12,078,439	1,229,177	11,726,723	10,266,673	1,470,050	100.00%	1,570,893	560,600	27	-	-
HEADWATERS 4 - 2, 3, 4, 5, & 6	3,649,432	2,988,715	660,717	3,649,432	3,649,405	27	2,988,715	2,988,715	-	100.00%	660,717	2,283,239	(1,011,902)	-	-
COTTONWOOD CREEK PH I	14,906,463	13,664,926	1,241,537	14,906,463	14,094,566	821,907	13,664,926	11,833,899	1,833,899	100.00%	1,241,537	713,170	(231,641)	-	-
MENYER CREEK	8,098,772	7,361,776	736,996	8,098,772	7,876,866	221,906	7,361,776	7,010,410	351,366	100.00%	736,996	866,456	(197,460)	-	-
BONNET TRACT	5,806,708	5,336,099	470,618	5,806,708	4,155,088	1,651,620	5,336,099	3,884,232	1,471,858	100.00%	470,618	280,856	179,762	-	-
CHLO APARTMENTS	775,068	303,451	471,917	775,068	228,534	546,534	303,451	171,425	86,044	100.00%	471,917	11,427	(480,490)	-	-
BIG SACK RANCH PHASE 2	4,289,434	3,845,532	444,102	4,289,434	4,222,882	66,552	3,845,532	3,672,907	171,425	100.00%	444,102	548,975	(104,473)	-	-
BAR W WEST PHASE 4	1,652,342	750,406	901,936	1,652,342	1,853,342	(479,991)	1,652,342	2,460,243	(4,583,803)	100.00%	901,936	273,560	184,125	-	-
AUSTIN HIGH SCHOOL	7,501,531	7,501,531	-	7,501,531	7,501,531	-	7,501,531	7,501,531	-	100.00%	-	48,004	-	-	-
TRACE SAN MARCOS	1,415,198	1,275,532	139,774	1,415,198	611,800	803,398	1,275,532	520,010	753,594	100.00%	139,774	91,770	264,538	-	-
TESTA AT SAINT ELMO	3,958,177	3,616,106	342,071	3,958,177	3,958,177	-	3,616,106	2,826,171	832,035	100.00%	342,071	97,553	(39,007)	-	-
ANTHEM AMBIVITY CENTER	196,660	179,591	17,069	196,660	188,468	8,192	179,591	78,821	103,770	100.00%	17,069	11,900	(13,626)	-	-
AVIEX EXPANSION	28,000	339,272	(27,107)	28,000	59,499	(31,499)	339,272	7,508	339,272	100.00%	(27,107)	-	-	-	-
CLOSED JOBS	57,750	51,306	4,444	57,750	-	-	51,306	-	-	100.00%	4,444	-	-	-	-
	509,240	411,687	97,553	509,240	509,240	-	411,687	411,687	-	100.00%	97,553	-	-	-	-
	327,500	214,705	112,795	327,500	327,500	-	214,705	214,705	-	100.00%	112,795	-	-	-	-
	75,192	676,170	(600,978)	75,192	-	-	676,170	676,170	-	100.00%	(600,978)	-	-	-	-
Total Completed Contracts	\$ 124,348,825	\$ 114,062,837	\$ 10,305,988	\$ 124,348,825	\$ 101,637,482	\$ 22,711,343	\$ 114,062,837	\$ 20,411,620	\$ 23,631,217	100.00%	\$ 10,305,988	\$ 11,223,882	\$ (919,574)	\$ -	\$ -

See independent auditors' report on supplementary information.

**C.C. CARLTON INDUSTRIES, LTD.**  
**SCHEDULE OF CONTRACTS IN PROGRESS**  
**For the year ended December 31, 2021**

Job Name	Contract Amount	Estimated Job Cost	Estimated Profit	Billings to Date	Prior Years Billings	Current Year Billings	Job Cost to Date	Prior Years Job Cost	Current Year Job Cost	Percent Completed	Variance to Date	Prior Years Earned Income	Current Years Earned Income	Current Years Liability	Excess Billings
JRSH FISH SHOPPING CENTER	\$ 2,064,416	\$ 1,901,103	\$ 165,313	\$ 2,064,944	\$ 2,062,813	\$ 2,061	\$ 1,896,230	\$ 1,675,107	\$ 221,123	92.14%	\$ 164,889	\$ 367,706	\$ (202,817)	\$ 16,275	\$ 294,764
TRAVISSO PH 3 SECTION 1	13,989,480	13,248,533	(1,259,053)	13,498,146	9,458,504	4,039,642	14,462,435	8,216,191	6,186,344	94.84%	(1,259,053)	1,182,313	(2,441,266)	-	69,454
INDIAN HILLS CONDOMINIUMS PARK (CENTER)	7,702,426	7,702,426	(619,735)	7,702,426	6,317,584	6,317,584	7,621,103	6,186,237	1,434,841	98.34%	(196,875)	191,327	(366,412)	-	257,077
CLEAR CREEK RANCH	6,535,824	6,731,899	(196,075)	6,011,448	2,347,715	3,663,673	5,910,446	2,183,531	3,727,012	87.80%	403,398	164,344	(249,054)	50,190	-
PARK VILLAGE	10,129,872	9,522,080	607,792	10,089,784	4,444,880	6,585,462	9,484,276	2,832,544	6,652,242	99.61%	260,623	108,978	(151,645)	-	-
MEDCOBE SENIOR LIVING	2,368,781	2,308,138	760,623	2,368,781	544,182	1,823,591	2,168,138	435,912	1,672,868	100.00%	260,623	108,978	(151,645)	-	-
VILLAGE AT SPANISH OAKS	3,440,876	3,268,832	172,044	2,697,174	654,182	1,042,992	2,502,103	556,038	1,946,065	76.54%	131,600	98,124	(33,476)	-	-
PRUDHOVENVILLE FARMS	2,195,089	1,865,826	329,263	2,175,832	367,987	1,787,845	1,769,814	379,289	1,440,025	94.83%	62,671	58,198	(4,473)	-	-
PARK VILLAGE ALBERTY CENTER	424,733	364,423	64,310	427,870	806,085	297,777	353,134	104,674	251,060	97.45%	62,671	26,019	(36,652)	-	-
BEARY CREEK 19	10,306,595	9,943,180	463,815	9,955,275	-	7,583,812	9,524,122	7,052,243	8,718,037	96.78%	448,281	-	17,628	-	-
COLE ESTATES**	6,628,574	8,197,143	(41,642)	7,583,812	-	7,583,812	7,052,243	7,052,243	7,052,243	86.03%	371,178	-	371,178	-	-
THESEA	25,538,754	21,707,950	3,830,804	24,984,444	-	24,984,444	20,815,149	20,815,149	20,815,149	95.89%	3,673,261	-	3,673,261	-	-
Whisper Valley 364	8,881,700	7,481,445	1,320,255	6,717,354	-	6,717,354	5,705,825	5,705,825	5,705,825	44.37%	778,067	-	778,067	-	-
BIG SKY 364	11,298,004	9,220,264	2,078,240	10,225,805	-	10,225,805	7,621,338	7,621,338	7,621,338	82.49%	1,673,108	-	1,673,108	-	-
100 DITTMAR	1,710,999	1,458,349	256,650	1,388,394	-	1,388,394	1,383,990	1,383,990	1,383,990	95.16%	244,216	-	244,216	-	-
CONTINENTAL NAUTILUS*	13,486,937	11,868,505	1,618,432	6,891,383	-	6,891,383	4,836,175	4,836,175	4,836,175	40.75%	659,478	-	659,478	-	-
TRAVISSO 44 & 5	9,234,647	8,680,568	554,079	6,906,170	-	6,906,170	6,669,231	6,669,231	6,669,231	76.83%	425,696	-	425,696	-	-
METTER RANCH 689	2,662,505	2,261,129	399,376	2,289,493	-	2,289,493	1,574,195	1,574,195	1,574,195	69.56%	277,799	-	277,799	-	-
BEE CREEK SPORTS COMPLEX	4,281,836	3,920,889	340,947	4,89,666	-	4,89,666	2,389,493	2,132,187	2,132,187	54.38%	185,408	-	185,408	-	-
LA BELLA FORTUNA 2B	2,291,106	2,091,440	199,666	2,108,651	-	2,108,651	1,549,131	1,549,131	1,549,131	62.18%	273,276	-	273,276	-	-
METTER RANCH 10	1,739,599	1,182,927	556,672	1,739,599	-	1,739,599	2,345,869	2,345,869	2,345,869	94.52%	592,075	-	592,075	-	-
ESTATES AT LIBERTY HILL 2	5,744,339	5,981,161	(236,822)	5,981,161	-	5,981,161	4,414,614	4,414,614	4,414,614	51.53%	96,909	-	96,909	-	-
EMERSON AT BERNCOOK RANCH	4,341,204	3,980,847	390,357	4,956,632	-	4,956,632	2,345,869	2,345,869	2,345,869	80.79%	271,393	-	271,393	-	-
VERAMENDI 16-1	2,239,410	1,903,499	335,911	2,113,942	-	2,113,942	1,537,998	1,537,998	1,537,998	41.69%	18,408	-	18,408	-	-
THE SOMBERBY	947,200	803,205	142,095	441,154	-	441,154	2,291,316	2,291,316	2,291,316	19.17%	377,331	-	377,331	-	-
PARK VILLAGE 1 RUNCHE LIST	13,639,995	11,907,621	1,702,374	600,683	-	600,683	785,663	785,663	785,663	18.69%	112,237	-	112,237	-	-
ANTHRA 1C-2, 1C-3, 2, 3 & 4	4,893,468	4,204,785	690,683	261,440	-	261,440	862,744	862,744	862,744	10.69%	152,249	-	152,249	-	-
HANDMADE 5-2	9,491,140	8,667,465	1,432,674	1,604,687	-	1,604,687	40,289	40,289	40,289	1.49%	-	-	-	-	-
Consistent Module 3A Unit 1	3,329,970	2,697,276	632,694	-	-	-	16,380	-	-	0.23%	-	-	-	-	-
Roos Road Residence	9,112,361	7,289,838	1,822,523	-	-	-	16,380	-	-	0.23%	-	-	-	-	-
SWITCH ROUND ROCK	-	-	-	-	-	-	-	-	-	-	-	-	-	-	-
Total Contracts in Progress	218,096,631	196,011,271	22,084,910	142,967,552	26,204,195	116,753,357	126,839,884	73,385,408	103,453,476	10,220,900	2,818,787	8,101,689	2,004,627	7,201,905	
Total All Contracts	\$ 3,242,445,655	\$ 3,110,034,538	\$ 322,390,898	\$ 2,873,306,377	\$ 127,841,677	\$ 1,130,464,700	\$ 2,240,882,721	\$ 1,113,797,028	\$ 1,277,085,693	\$ 21,226,378	\$ 14,044,649	\$ 7,181,729	\$ 2,004,627	\$ 7,201,905	

See independent auditors' report on supplementary information.

**C.C. CARLTON INDUSTRIES, LTD.**  
**AUSTIN, TEXAS**

**FINANCIAL STATEMENTS  
AND SUPPLEMENTARY INFORMATION**  
**December 31, 2020 and 2019**

---

<b>CONTENTS</b>	<b>PAGE</b>
<b>INDEPENDENT AUDITORS' REPORT</b>	<b>1</b>
<b>FINANCIAL STATEMENTS</b>	
<b>Balance Sheets</b>	<b>3</b>
<b>Statements of Income and Changes in Partners' Capital</b>	<b>5</b>
<b>Statements of Cash Flows</b>	<b>6</b>
<b>Notes to Financial Statements</b>	<b>8</b>
<b>SUPPLEMENTARY INFORMATION</b>	
<b>Schedule of Completed Contracts</b>	<b>15</b>
<b>Schedule of Contracts in Progress</b>	<b>16</b>



**Van Houten & Associates, PC**  
CERTIFIED PUBLIC ACCOUNTANTS

**INDEPENDENT AUDITORS' REPORT**

To the Partners  
C.C. Carlton Industries, Ltd.  
Austin, Texas

**Opinion**

We have audited the accompanying financial statements of C.C. Carlton Industries, Ltd., which comprise the balance sheets as of December 31, 2020 and 2019, and the related statements of income and changes in partners' capital, and cash flows for the years then ended, and the related notes to the financial statements.

In our opinion, the accompanying financial statements present fairly, in all material respects, the financial position of C.C. Carlton Industries, Ltd. as of December 31, 2020 and 2019, and the results of its operations and its cash flows for the years then ended in accordance with accounting principles generally accepted in the United States of America.

We conducted our audits in accordance with auditing standards generally accepted in the United States of America (GAAS). Our responsibilities under those standards are further described in the Auditors' Responsibilities for the Audit of the Financial Statements section of our report. We are required to be independent of C.C. Carlton Industries, Ltd. and to meet our other ethical responsibilities, in accordance with the relevant ethical requirements relating to our audits. We believe that the audit evidence we have obtained is sufficient and appropriate to provide a basis for our audit opinion.

**Responsibilities of Management for the Financial Statements**

Management is responsible for the preparation and fair presentation of the financial statements in accordance with accounting principles generally accepted in the United States of America, and for the design, implementation, and maintenance of internal control relevant to the preparation and fair presentation of financial statements that are free from material misstatement, whether due to fraud or error.

In preparing the financial statements, management is required to evaluate whether there are conditions or events, considered in the aggregate, that raise substantial doubt about C.C. Carlton Industries, Ltd.'s ability to continue as a going concern for one year after the date that the financial statements are issued.

## **Auditors' Responsibilities for the Audit of the Financial Statements**

Our objectives are to obtain reasonable assurance about whether the financial statements as a whole are free from material misstatement, whether due to fraud or error, and to issue an auditors' report that includes our opinion. Reasonable assurance is a high level of assurance but is not absolute assurance and therefore is not a guarantee that an audit conducted in accordance with GAAS will always detect a material misstatement when it exists. The risk of not detecting a material misstatement resulting from fraud is higher than for one resulting from error, as fraud may involve collusion, forgery, intentional omissions, misrepresentations, or the override of internal control. Misstatements are considered material if there is a substantial likelihood that, individually or in the aggregate, they would influence the judgment made by a reasonable user based on the financial statements.

In performing an audit in accordance with GAAS, we:

- Exercise professional judgment and maintain professional skepticism throughout the audit.
- Identify and assess the risks of material misstatement of the financial statements, whether due to fraud or error, and design and perform audit procedures responsive to those risks. Such procedures include examining, on a test basis, evidence regarding the amounts and disclosures in the financial statements.
- Obtain an understanding of internal control relevant to the audit in order to design audit procedures that are appropriate in the circumstances, but not for the purpose of expressing an opinion on the effectiveness of C.C. Carlton Industries, Ltd.'s internal control. Accordingly, no such opinion is expressed.
- Evaluate the appropriateness of accounting policies used and the reasonableness of significant accounting estimates made by management, as well as evaluate the overall presentation of the financial statements.
- Conclude whether, in our judgment, there are conditions or events, considered in the aggregate, that raise substantial doubt about C.C. Carlton Industries, Ltd.'s ability to continue as a going concern for a reasonable period of time.

We are required to communicate with those charged with governance regarding, among other matters, the planned scope and timing of the audit, significant audit findings, and certain internal control – related matters that we identified during the audit.

### **Supplementary Information**

Our audits were conducted for the purpose of forming an opinion on the financial statements as a whole. The schedules of completed and in progress contracts are presented for purposes of additional analysis and are not required parts of the financial statements. Such information is the responsibility of management and was derived from and relates directly to the underlying accounting and other records used to prepare the financial statements. The information has been subjected to the auditing procedures applied in the audit of the financial statements and certain additional procedures, including comparing and reconciling such information directly to the underlying accounting and other records used to prepare the financial statements or to the financial statements themselves, and other additional procedures in accordance with auditing standards generally accepted in the United States of America. In our opinion, the information is fairly stated in all material respects in relation to the financial statements as a whole.

*Van Houten & Associates, PC*

Round Rock, Texas  
April 27, 2021

**C.C. CARLTON INDUSTRIES, LTD.**  
**BALANCE SHEETS**  
**December 31, 2020 and 2019**

	<u>2020</u>	<u>2019</u>
<b>ASSETS</b>		
<b>CURRENT ASSETS</b>		
Cash and cash equivalents	\$ 180,721	\$ 26,441
Accounts receivable		
Contracts receivable	15,892,720	10,844,625
Retainage receivable	<u>11,860,064</u>	<u>9,953,034</u>
	27,752,784	20,797,659
Note receivable	97,267	-
Contract assets	<u>2,159,371</u>	<u>1,423,330</u>
TOTAL CURRENT ASSETS	30,190,143	22,247,430
 <b>PROPERTY AND EQUIPMENT</b>		
Construction in progress	126,846	-
Construction equipment	12,590,072	10,298,462
Transportation equipment	1,333,082	1,149,249
Furniture and fixtures	28,799	28,799
Office equipment	255,390	255,390
Building	<u>481,147</u>	<u>481,147</u>
	14,815,336	12,213,047
Less accumulated depreciation	<u>(4,627,966)</u>	<u>(3,171,452)</u>
	10,187,370	9,041,595
Line of credit - partner	<u>760,674</u>	-
TOTAL ASSETS	<u>\$ 41,138,187</u>	<u>\$ 31,289,025</u>

See notes to financial statements.

**C.C. CARLTON INDUSTRIES, LTD.**  
**BALANCE SHEETS – continued**  
**December 31, 2020 and 2019**

	<u>2020</u>	<u>2019</u>
<b>LIABILITIES AND PARTNERS' CAPITAL</b>		
<b>CURRENT LIABILITIES</b>		
Accounts payable		
Trade	\$ 18,215,339	\$ 10,269,904
Retainage	<u>5,753,598</u>	<u>5,036,131</u>
	23,968,937	15,306,035
Accrued expenses	136,412	26,524
Lines of credit	-	2,144,777
Notes payable - current portion	1,259,921	1,258,600
Contract liabilities	<u>1,680,764</u>	<u>2,622,178</u>
TOTAL CURRENT LIABILITIES	27,046,034	21,358,114
Paycheck Protection Program note payable	3,869,600	-
Notes payable	2,544,635	3,323,590
Lines of credit - non current	1,500,000	1,055,564
<b>PARTNERS' CAPITAL</b>	<u>6,177,918</u>	<u>5,551,757</u>
TOTAL LIABILITIES AND PARTNERS' CAPITAL	\$ <u>41,138,187</u>	\$ <u>31,289,025</u>

See notes to financial statements.

**C.C. CARLTON INDUSTRIES, LTD.**  
**STATEMENTS OF INCOME AND CHANGES IN PARTNERS' CAPITAL**  
**For the years ended December 31, 2020 and 2019**

	<u>2020</u>	<u>2019</u>
<b>INCOME</b>		
Revenue from contracts	\$ 123,741,242	\$ 108,674,552
Cost of contracts	<u>112,816,188</u>	<u>98,855,066</u>
	10,925,054	9,819,486
 <b>OPERATING EXPENSES</b>		
General and administrative expenses	<u>9,578,269</u>	<u>8,287,354</u>
	1,346,785	1,532,132
 <b>OTHER INCOME (EXPENSES)</b>		
Interest expense	(187,468)	(118,473)
Interest income	10,674	-
(Loss) on disposal of property and equipment	-	(63,748)
(Loss) on lease obligation retirement	-	(182,503)
Miscellaneous income	<u>9,153</u>	<u>91,159</u>
	<u>(167,641)</u>	<u>(273,565)</u>
	1,179,144	1,258,567
 Provision for state taxes	<u>58,566</u>	<u>52,351</u>
	1,120,578	1,206,216
 <b>BEGINNING PARTNERS' CAPITAL</b>	5,551,757	4,790,206
Distributions	<u>(494,417)</u>	<u>(444,665)</u>
 <b>ENDING PARTNERS' CAPITAL</b>	<u>\$ 6,177,918</u>	<u>\$ 5,551,757</u>

See notes to financial statements.

**C.C. CARLTON INDUSTRIES, LTD.**  
**STATEMENTS OF CASH FLOWS**  
For the years ended December 31, 2020 and 2019

	<u>2020</u>	<u>2019</u>
<b>CASH FLOWS FROM OPERATING ACTIVITIES</b>		
Net income	\$ 1,120,578	\$ 1,206,216
Depreciation	1,456,515	956,648
Accounts receivable	(6,955,125)	332,064
Gain on disposal of property and equipment	-	63,748
Contract assets	(736,041)	(514,900)
Accounts payable	8,662,902	2,360,301
Accrued expenses	109,888	(31,515)
Contract liabilities	<u>(941,414)</u>	<u>(766,216)</u>
<b>NET CASH PROVIDED BY OPERATING ACTIVITIES</b>	<b>2,717,303</b>	<b>3,606,346</b>
<b>CASH FLOWS FROM INVESTING ACTIVITIES</b>		
Proceeds from disposal of property and equipment	57,464	578,962
Issuance of note receivable	(280,704)	-
Repayment of note receivable	183,437	-
Issuance of line of credit - partner	(1,984,454)	-
Repayment of line of credit - partner	1,223,780	-
Purchase of property and equipment	<u>(2,659,754)</u>	<u>(7,018,305)</u>
<b>NET CASH (USED) BY INVESTING ACTIVITIES</b>	<b>(3,460,231)</b>	<b>(6,439,343)</b>
<b>CASH FLOWS FROM FINANCING ACTIVITIES</b>		
Proceeds from issuance of notes payable	41,519	5,028,741
(Repayments) on notes payable	(819,153)	(1,207,955)
(Repayments) on lines of credit, net	(1,700,341)	(799,659)
Proceeds from Payroll Protection Program note payable	3,869,600	-
Distributions	<u>(494,417)</u>	<u>(444,665)</u>
<b>NET CASH PROVIDED BY FINANCING ACTIVITIES</b>	<b>897,208</b>	<b>2,576,462</b>
<b>INCREASE (DECREASE) IN CASH AND CASH EQUIVALENTS</b>	<b>154,280</b>	<b>(256,535)</b>
<b>CASH AND CASH EQUIVALENTS AT BEGINNING OF THE YEAR</b>	<b>26,441</b>	<b>282,976</b>
<b>CASH AND CASH EQUIVALENTS AT END OF YEAR</b>	<b>\$ <u>180,721</u></b>	<b>\$ <u>26,441</u></b>

See notes to financial statements.

**C.C. CARLTON INDUSTRIES, LTD.**  
**STATEMENTS OF CASH FLOWS – continued**  
**For the years ended December 31, 2020 and 2019**

---

	<u>2020</u>	<u>2019</u>
<b>SUPPLEMENTAL DISCLOSURES OF CASH FLOW INFORMATION:</b>		
Cash paid during the year for:		
Interest	\$ 193,079	\$ 123,691
Taxes	\$ 61,500	\$ 29,988

See notes to financial statements.

**C.C. CARLTON INDUSTRIES, LTD.**  
**NOTES TO FINANCIAL STATEMENTS**

**NOTE A – SUMMARY OF SIGNIFICANT ACCOUNTING POLICIES**

**Operations and Accounting**

C.C. Carlton Industries, Ltd. (the "Partnership") is a Texas limited partnership. Carlton GP, LLC ("GP") is a Texas limited liability corporation and C.C. Carlton Construction of Austin, Inc. ("Construction") is an S-Corporation. Each own 1.737% general partner interests in the Partnership. The sole limited partner ("Limited Partner") owns a 96.526% interest in the Partnership and 100% of GP and Construction.

C.C. Carlton Industries, Ltd. is engaged in the construction of site utilities, roads, bridges, and concrete structures in Texas under fixed-price contracts with allowances for change orders. The lengths of the Partnership's contracts vary, typically lasting six months to two years. Contract-related items in the balance sheet are classified as current because they have realization and liquidation periods of less than one year.

**Use of Estimates**

The preparation of financial statements in conformity with generally accepted accounting principles in the United States of America requires management to make estimates and assumptions that affect the reported amounts of assets and liabilities and disclosure of contingent assets and liabilities at the date of the financial statements and the reported amounts of revenues and expenses during the reporting period. Actual results could differ from those estimates.

**Revenue Recognition**

The Partnership follows the percentage-of-completion method of accounting for income from long-term construction contracts. The percentage-of-completion is computed using the cost-to-cost method. All costs identifiable to a job are charged to that job and include materials, direct labor and certain identifiable indirect costs. Progress billings and costs of contracts greater than the percentage completed are deferred and shown in the balance sheet in accordance with industry practices. When revised cost estimates indicate a loss on an individual contract, the total estimated loss is provided for currently in its entirety without regard to the percent complete.

**Cash and Cash Equivalents**

For purposes of the statements of cash flows, the Partnership considers cash and cash equivalents with original maturities of ninety days or less to be cash equivalents.

**Accounts Receivable**

Accounts receivable are based on contracted prices and consist primarily of job-related billings. The allowance for doubtful accounts is based upon a review of outstanding receivables, historical collection information, and existing economic conditions. Normal receivables are due thirty days after the date of the invoice with retentions due thirty days after completion of the project and acceptance by the owner. Management of the Partnership reviews collectability of aged accounts receivables on a periodic basis. When it is determined that an account becomes uncollectible, it is written off. Management considers all accounts to be collectible and therefore, has not established an allowance for doubtful accounts.

**C.C. CARLTON INDUSTRIES, LTD.**  
**NOTES TO FINANCIAL STATEMENTS**

**NOTE A – SUMMARY OF SIGNIFICANT ACCOUNTING POLICIES – continued**

**Income Taxes**

The Partnership has elected to be taxed as a partnership for federal income tax purposes. In lieu of federal corporate income taxes, the partners are taxed on the Partnership's results of operations. Accordingly, no provision or liability for federal income taxes has been recorded for the Partnership.

Management has considered the effect of any tax positions which could affect the future cash flows of the Partnership and does not anticipate any current or future adjustments to the Partnership's financial statements. Accordingly, the Partnership has not recorded any reserves for distributions to partners for taxes, interest, or penalties related to uncertain income tax positions for the year ended December 31, 2020 and 2019.

The State of Texas franchise tax is calculated based on the gross margin times the applicable state tax rate subject to certain provisions and adjustments.

**Property and Equipment**

Property and equipment are recorded at cost and are depreciated over their estimated useful lives using the straight-line method for financial reporting. Repairs and maintenance are charged to expenses as incurred. Renewals and betterments which add significantly to the utility or useful life of the asset are capitalized. Upon retirement or disposition of assets, related gains and losses are reflected in other income (expense). Construction in Progress consists of leasehold improvements for an upcoming office lease that has yet to be placed in service.

Categories of assets and their useful lives are as follows:

Construction equipment	5 to 10 years
Transportation equipment	5 to 7 years
Furniture and fixtures	5 to 7 years
Office equipment	5 to 7 years
Building	39 years

Long-lived assets held and used by the Partnership are reviewed for impairment whenever events or changes in circumstances indicate that the carrying amount of an asset may not be recoverable. In the event that facts and circumstances indicate that the cost of any long-lived assets may be impaired, an evaluation of recoverability would be performed.

**Accrued Expenses**

Accrued expenses consists of Texas franchise taxes payable, property taxes payable, and other miscellaneous accrued expenses.

**C.C. CARLTON INDUSTRIES, LTD.**  
**NOTES TO FINANCIAL STATEMENTS**

**NOTE B – CONTRACTS**

For the years ended December 31, 2020 and 2019, the status of contracts is summarized as follows:

	<u>2020</u>	<u>2019</u>
Billings on contracts	\$ 123,262,635	\$ 109,873,400
Costs incurred on contracts	<u>112,816,188</u>	<u>98,855,066</u>
	10,446,447	11,018,334
Estimated earned income	<u>10,925,054</u>	<u>9,819,486</u>
	<u>\$ (478,607)</u>	<u>\$ 1,198,848</u>
Classified as:		
Contract assets	\$ (2,159,371)	\$ (1,423,330)
Contract liabilities	<u>1,680,764</u>	<u>2,622,178</u>
	<u>\$ (478,607)</u>	<u>\$ 1,198,848</u>

**NOTE C – LEASES**

The Partnership leases office, storage, and construction equipment under operating leases expiring at various dates throughout 2023. Rent expense under these leases was \$1,926,763 and \$2,501,603 for the years ended December 31, 2020 and 2019, respectively, and is included in costs of contracts and selling, general and administrative expenses on the accompanying statements of income and changes in partners' capital.

At December 31, 2020, future minimum lease payments for the remaining lease terms are as follows:

2021	\$ 2,058,529
2022	1,815,857
2023	1,096,054
2024	309,259
2025	<u>306,981</u>
	<u>\$ 5,586,680</u>

**NOTE D – LINES OF CREDIT**

The Partnership maintains a revolving line of credit agreement with Peoples United Equipment Finance Corp. with a maturity of August 5, 2023. During the year ended the December 31, 2020, the lines availability was increased to \$3,645,000. The lines availability is reduced by the monthly required minimum principal payments of \$101,250. Interest is due in monthly payments. At December 31, 2020 and 2019, the principal balance outstanding was \$1,500,000 and \$1,722,236, respectively, with an available balance to borrow of \$1,740,000 and \$493,382, respectively.

**C. C. CARLTON INDUSTRIES, LTD.**  
**NOTES TO FINANCIAL STATEMENTS**

**NOTE D – LINES OF CREDIT – continued**

The Partnership maintains a \$4,000,000 revolving line of credit with First United Bank and Trust Co with a maturity of September 12, 2022, with interest based on a floating rate indexed to the Wall Street Journal's prime rate plus 0.50%, subject to certain restrictive covenants. At December 31, 2020 and 2019, the principal balance outstanding was \$0 and \$1,478,105, with \$4,000,000 and \$2,521,895 available to borrow, respectively. As of December 31, 2020, First United Bank and Trust Co waived and reaffirmed all covenant violations.

At December 31, 2020, required future minimum principal payments for the reducing line of credit are as follows:

2020	\$	-
2021		690,000
2022		708,750
2023		<u>101,250</u>
	\$	<u>1,500,000</u>

**NOTE E – CONCENTRATION OF CREDIT RISK AND SIGNIFICANT CUSTOMERS**

At December 31, 2019, two customers represented approximately 22% of the Partnership's accounts receivable and one customer accounted for approximately 11% of the Partnership's revenue.

At December 31, 2020, one customer represented approximately 10% of the Partnership's accounts receivable and two customers accounted for approximately 33% of the Partnership's revenue.

**NOTE F – DEBT**

As of December 31, 2020 and 2019, the Company had the following notes payable.

	<u>2020</u>	<u>2019</u>
Note payable to Komatsu Financial, due in monthly installments of \$3,892, at 0.00% interest, maturing March 2020, secured by certain assets of the Company. Note was paid in full during the year ended December 31, 2020.	\$ -	\$ 11,675
Note payable to Volvo Financial Services, due in monthly installments of \$6,418, at 1.29% interest, maturing May 2020, secured by certain assets of the Company. Note was paid in full during the year ended December 31, 2020.	-	31,988
Note payable to Komatsu Financial, due in monthly installments of \$2,748, at 4.40% interest, maturing September 2021, secured by certain equipment of the Company.	88,004	116,427
Note payable to Caterpillar Financial, due in monthly installments of \$4,866 at 4.75% interest, maturing August 2022, secured by certain equipment of the Company.	89,000	141,864

**C.C. CARLTON INDUSTRIES, LTD.**  
**NOTES TO FINANCIAL STATEMENTS**

**NOTE F – DEBT – continued**

	<u>2020</u>	<u>2019</u>
Note payable to Caterpillar Financial, due in monthly installments of \$4,857 at 4.75% interest, maturing October 2021, secured by certain equipment of the Company.	\$ 42,888	\$ 97,750
Note payable to Volvo Financial Services, due in monthly installments of \$75,790, at 0.00% interest, maturing May 2024, secured by certain equipment of the Company.	3,224,857	3,637,907
Note payable to Volvo Financial Services, due in monthly installments of \$1,627, at 0.00% interest, maturing July 2022, secured by certain equipment of the Company.	35,788	50,429
Note payable to Volvo Financial Services, due in monthly installments of \$1,627, at 0.00% interest, maturing July 2022, secured by certain equipment of the Company.	35,788	50,429
Note payable to Volvo Financial Services, due in monthly installments of \$4,866, at 0.00% interest, maturing October 2021, secured by certain equipment of the Company.	63,257	107,050
Note payable to Advance Acceptance, due in monthly installments of \$3,942, at 0.00% interest, maturing September 2021, secured by certain equipment of the Company.	27,028	76,081
Note payable to Volvo Financial Services, due in monthly installments of \$7,239, at 0.00% interest, maturing December 2022, secured by certain equipment of the Company.	173,727	260,590
Note payable to Wells Fargo Finance, Manufacturer Services Group, due in monthly installments of \$1,730, at 0.00% interest, maturing January 2022, secured by certain equipment of the Company.	<u>24,219</u>	<u>-</u>
	3,804,556	4,582,190
Less current portion	<u>(1,259,921)</u>	<u>(1,258,600)</u>
	<u>\$ 2,544,635</u>	<u>\$ 3,323,590</u>

**C.C. CARLTON INDUSTRIES, LTD.**  
**NOTES TO FINANCIAL STATEMENTS**

**NOTE F – DEBT – continued**

Future maturities of long-term debt for the years following December 31, 2020 are as follows:

2021	\$ 1,259,921
2022	987,152
2023	833,687
2024	<u>723,796</u>
	<u>\$ 3,804,556</u>

**NOTE G – PAYROLL PROTECTION PROGRAM NOTE PAYABLE**

During the year ended December 31, 2020, the Partnership (the “Borrower”) was granted a loan (the “Loan”) from Prosperity Bank, in the aggregate amount of \$3,869,600, pursuant to the Paycheck Protection Program (the “PPP”) under Division A, Title 1 of the CARES Act, which was enacted March 27, 2020.

The Loan which was in the form of a note dated April 15, 2020 issued to the Borrower, has a max interest rate of 1%, and a maturity date of April 2022. The Note may be prepaid by the Borrower at any time prior to maturity with no prepayment penalties. Funds from the Loan may only be used for payroll costs, costs used to continue group health care benefits, mortgage payments, rent, utilities, and interest on other debt obligations incurred up to 24 weeks after receiving the loan or December 31, 2020, whichever is first. The Borrower used the entire Loan amount for qualifying expenses. Under the terms of the PPP, certain amounts of the Loan may be forgiven if they are used for qualifying expenses as described in the CARES Act.

In accordance with ASC 450-30 Gain Contingencies; loans that are expected to be forgiven must be initially recorded as a liability. Only when the loan is officially forgiven will any gain be recognized. As of December 31, 2020, the Company has not applied for forgiveness.

**NOTE H – LINE OF CREDIT RECEIVABLE – PARTNER**

During the year ended December 31, 2020, the partnership entered into a line of credit agreement with one partner. The line has a maximum amount available to borrow of \$1,500,000 with a due date of December 31, 2020. The line of credit accrues interest at a rate of 1.60% with the rate increasing to 5.0% on matured balances. As of December 31, 2020, the outstanding balance including principle and accrued interest amounted to \$760,674.

**NOTE I – NOTE RECEIVABLE**

The Company entered into a note receivable agreement with one customer during the year ended December 31, 2020 in the amount of \$280,704, with a stated interest rate of 10.0%, and a due date of March of 2021. The line calls for monthly payments of \$29,825. As of December 31, 2020, the outstanding balance including principle and accrued interest amounted to \$97,267. Subsequent to year end the balance was paid in full.

**NOTE J – SUBSEQUENT EVENTS**

Management has evaluated subsequent events through April 27, 2021, the date the financial statements were available to be issued. Management concluded that there were no material subsequent events which required additional disclosure in these financial statements.

**SUPPLEMENTARY INFORMATION**

**C.C. CARLTON INDUSTRIES, LTD.**  
**SCHEDULE OF COMPLETED CONTRACTS**  
**For the year ended December 31, 2020**

Job Name	Contract Amount	Estimated Job Cost	Estimated Profit	Billings to Date	Prior Years Billings	Current Year Billings	Job Cost to Date	Prior Job Cost	Current Job Cost	Percent Complete	Earned Income to Date	Prior Years Earned Income	Current Year	Contract Assets	Contract Liabilities
PROVENCE	\$ 8,683,808	\$ 8,395,138	\$ 288,650	\$ 8,683,808	\$ 8,651,502	\$ 30,206	\$ 8,395,138	\$ 8,395,138	\$ -	100.00%	\$ 288,650	\$ 288,344	\$ 30,206	\$ -	\$ -
MARAVILLA AT THE DOMAIN	338,691	293,399	45,292	338,691	351,080	(12,208)	293,399	293,399	-	100.00%	45,292	51,661	(12,369)	-	-
SWEETWATER PHASE 1	3,765,951	3,580,696	185,255	3,765,951	3,773,670	(7,719)	3,580,696	3,580,696	-	100.00%	185,255	192,974	(7,719)	-	-
BEAUVATER PHASE 2	775,566	598,540	177,026	775,566	771,070	4,496	598,540	613,979	(15,439)	100.00%	177,026	157,991	19,935	-	-
LAKEBROE WATERLINE CONNECTION	633,509	417,846	215,663	633,509	4,523,745	633,509	417,846	417,846	(43,518)	100.00%	215,663	407,137	31,651	-	-
VILLAGE AT NORTH TOWN JH PAULK	4,511,858	4,073,090	438,768	4,511,858	10,574,978	860,533	4,073,090	8,880,547	793,900	100.00%	438,768	1,694,431	64,653	-	-
HUTTO COOP	11,455,531	14,538,459	(3,082,928)	11,455,531	6,774,003	148,407	8,557,181	8,473,598	83,202	100.00%	1,761,084	1,527,975	(759,948)	-	-
TRAVISISO PHASE 3 SEC. 1, 3, & NAMELESS BAR W	16,156,977	14,538,459	1,618,518	16,156,977	16,083,953	70,202	14,538,459	14,555,978	167,402	100.00%	1,618,518	563,302	94,420	-	-
HEADWATERS 3 & 4	9,180,299	8,251,744	928,555	9,180,299	9,056,892	123,407	8,251,744	8,473,598	83,590	100.00%	928,555	915,802	(32,287)	-	-
WEST 6TH STREET BILTON	988,029	828,151	159,878	988,029	454,579	533,450	828,151	409,121	87,868	100.00%	159,878	45,458	94,420	-	-
WATER OAK 4-1 & 2	10,231,153	9,347,638	883,515	10,231,153	10,175,572	55,581	9,347,638	9,259,770	87,868	100.00%	883,515	74,145	(2,367)	-	-
GREAT HILL COUNTRY CLUB	464,485	394,705	69,780	464,485	463,407	1,078	394,705	389,262	5,443	100.00%	69,780	1,185,718	176,357	-	-
BRTAADA PHASE 4	12,678,660	11,293,142	1,385,518	12,678,660	8,411,345	4,267,315	11,293,142	7,401,984	3,891,158	100.00%	1,385,518	1,216,054	169,464	-	-
BIG SECY RANCH	13,096,059	11,877,182	1,218,867	13,096,059	9,244,772	3,751,287	11,877,182	8,128,718	3,748,474	100.00%	1,218,867	688,772	(523,853)	-	-
WHIGGIER VALLEY PHASE 2	8,440,295	8,395,376	44,919	8,440,295	6,687,722	1,752,573	8,395,376	6,018,950	2,376,426	100.00%	44,919	489,987	206,581	-	-
ENCIPHER AT ESTANCA FHS	3,996,613	3,506,626	489,987	3,996,613	1,889,571	2,107,242	3,506,626	1,605,965	1,900,661	100.00%	489,987	333,164	(246,865)	-	-
PROVENCE PHS 1 SECTION 2	3,771,142	3,253,746	517,396	3,771,142	2,665,315	1,105,827	3,253,746	2,321,151	1,352,692	100.00%	517,396	288,242	(229,154)	-	-
LIBERTY HILL ESTATES	4,308,447	3,881,908	426,539	4,308,447	4,088,265	310,182	3,881,908	3,473,025	408,943	100.00%	426,539	316,479	(95,761)	-	-
MANSONS AT ONION CREEK	2,690,487	2,305,602	384,885	2,690,487	1,674,439	2,567,898	2,305,602	1,22,589	2,183,013	100.00%	384,885	394,885	-	-	-
BRYSSON 4-4	2,690,487	2,305,602	384,885	2,690,487	1,674,439	2,567,898	2,305,602	1,22,589	2,183,013	100.00%	384,885	394,885	-	-	-
FRONTIER - AV TX NEW PLANT	527,741	354,495	173,246	527,741	197,432	354,495	354,495	2,941,206	2,941,206	100.00%	173,246	173,146	173,146	-	-
AVEN RIDGE APARTMENTS	193,432	484,750	(291,318)	193,432	193,432	193,432	484,750	-	484,750	100.00%	(291,318)	(291,318)	-	-	-
SOUTHTON SECTION 1	185,701	185,701	-	185,701	-	-	185,701	-	-	100.00%	-	-	-	-	-
CLOSED JOBS															
<b>Total Completed Contracts</b>	<b>\$130,843,857</b>	<b>\$119,812,417</b>	<b>\$ 11,031,440</b>	<b>\$130,843,857</b>	<b>\$105,998,392</b>	<b>\$ 24,845,465</b>	<b>\$119,812,390</b>	<b>\$95,299,744</b>	<b>\$ 24,572,646</b>	<b>100.00%</b>	<b>\$ 11,031,434</b>	<b>\$ 10,758,648</b>	<b>\$ 272,786</b>	<b>\$ -</b>	<b>\$ -</b>

See independent auditors' report on supplementary information.

**C.C. CARLTON INDUSTRIES, LTD.**  
**SCHEDULE OF CONTRACTS IN PROGRESS**  
**For the year ended December 31, 2020**

Job Name	Contract Amount	Estimated Job Cost	Estimated Profit	Billings to Date	Years Billings	Current Year Billings	Job Cost to Date	Prior Job Cost	Current Year Job Cost	Percent Complete	Earned Income to Date	Prior Years Earned Income	Current Years Earned Income	Contract Assets	Contract Liabilities
BRSH FISH SHOPPING CENTER	\$ 2,081,251	\$ 1,706,626	\$ 374,625	\$ 2,044,944	\$ 1,914,408	\$ 130,796	\$ 1,674,107	\$ 1,569,519	\$ 105,588	98.15%	\$ 367,706	\$ 344,529	\$ 23,177	\$ -	\$ 2,031
SAN GABRIEL PARKWAY PHASE 1	3,208,909	3,321,221	(112,312)	3,207,609	2,768,975	438,634	3,279,118	2,492,077	787,041	98.73%	(112,312)	276,898	(389,210)	-	40,805
5TH GENERATION OFFSITE WATER	5,108,432	4,313,031	885,801	5,100,435	3,636,338	1,464,097	4,198,230	2,969,070	1,289,440	97.30%	899,935	132,667	(8,302)	-	41,990
THE LEGACY AT SAINT JOHN (SANTA RITA)	2,122,091	1,729,504	392,587	2,122,091	1,597,648	524,443	1,721,115	1,198,236	523,879	99.57%	399,910	399,412	(500)	-	9,066
NORTH BLUFF 3	1,180,889	1,003,704	177,185	1,180,889	1,008,522	112,377	978,367	908,244	70,123	97.47%	172,653	1,602,278	12,375	-	29,879
ESTANCA HILL COUNTRY 2B	6,849,464	6,164,517	684,947	6,849,464	1,025,569	6,746,895	6,663,913	1,025,569	6,639,861	98.80%	676,720	583,576	14,343	-	5,230
BOULDER CREEK COMMONS	839,940	780,180	59,760	839,940	45,779	635,218	628,468	48,779	582,684	99.23%	47,204	47,204	-	-	-
EASTSIDE MEMORIAL HIGH SCHOOL	680,997	693,327	(12,330)	680,997	983,394	(61,174)	831,074	1,042,712	243,876	74.79%	87,037	26,068	(55,189)	-	995
CREEKSIDE APARTMENTS	1,007,231	904,778	102,453	922,420	1,303,440	294,285	827,619	228,248	594,643	71.42%	112,313	166,504	24,823	-	300,274
TRAVISSO PH 3 SECTION 1	7,005,106	6,790,955	214,151	6,677,838	1,280,787	9,008,579	6,186,237	1,114,239	5,071,944	91.00%	191,277	1,645,504	40,696	-	212,272
INDIAN HILLS CORPORATE PARK (CENTERS)	4,261,857	4,219,238	42,619	4,261,857	78,364	4,183,493	4,009,089	78,364	3,924,725	95.02%	40,696	1,243,292	(53,065)	-	33,766
RESERVE AT WYOMING SPRINGS	1,592,755	1,466,118	126,637	1,592,755	497,317	900,510	1,354,019	372,988	981,031	97.99%	71,263	149,604	31,488	-	15,112
PENN PLACE PH 1	764,784	573,588	191,196	764,784	598,416	159,718	543,276	448,812	94,464	94.72%	181,092	149,604	18,221	-	219,435
SAM GARAGE	68,415	489,311	164,894	68,415	620,515	11,731,128	456,952	1,277,876	452,900	92.20%	152,251	-	1,811,766	-	799,464
MANACACCA LAND DEVELOPMENT	13,290,022	11,296,519	1,993,503	11,859,004	1,277,876	11,731,128	10,366,673	1,277,876	10,138,797	90.88%	1,811,766	2,253,529	11,427	-	151,567
ANTHRA	14,588,287	12,354,161	2,234,126	14,588,287	1,461,146	13,127,141	4,992,192	1,461,146	11,666,045	96.53%	713,170	864,456	11,427	-	864,456
TRAVISSO 3 - 6 & 8	11,815,835	10,339,856	1,475,979	5,539,995	-	5,539,995	4,992,192	-	2,171,07	29.49%	11,427	-	11,427	-	10,306
HEADWATERS 4 - 2, 3, 4, 5, & 6	7,963,760	7,087,746	876,014	7,963,760	7,963,760	7,963,760	7,963,760	-	7,963,760	100.00%	7,963,760	-	-	-	74,655
COTTONWOOD CREEK PH1	775,068	736,314	38,754	775,068	306,189	306,189	217,107	-	2,183,431	41.69%	164,344	-	11,427	-	217,104
BERRY CREEK	5,652,765	5,237,649	395,683	5,652,765	4,059,715	4,059,715	3,864,232	-	2,837,544	35.40%	548,975	-	290,856	-	103,804
CLEAR CREEK RANCH	9,275,941	8,501,020	774,921	9,275,941	3,581,126	3,581,126	2,837,544	-	3,673,907	97.13%	97,13%	-	274,750	-	95,373
MEYER RANCH	1,465,460	1,350,712	114,748	1,465,460	4,206,926	4,206,926	3,673,907	-	3,673,907	74.99%	274,750	-	274,750	-	15,956
PARK VILLAGE	1,831,825	1,663,460	168,365	1,831,825	2,619,790	2,619,790	2,460,243	-	1,099,901	43.53%	273,360	-	273,360	-	175,934
BONNET TRACT	6,379,549	5,651,994	727,555	6,379,549	876,100	876,100	550,010	-	550,010	44.75%	91,770	-	91,770	-	264,300
CIELO APARTMENTS	1,465,460	1,162,089	303,371	1,465,460	205,074	205,074	159,570	-	159,570	44.75%	91,770	-	91,770	-	42,585
BIG SKY RANCH PHASE 2	3,309,265	3,309,265	-	3,309,265	496,390	496,390	496,390	-	496,390	100.00%	496,390	-	496,390	-	-
VILLAGE AT SPANISH OAKS	3,941,177	3,598,041	343,136	3,941,177	786,611	786,611	789,935	-	789,935	22.52%	97,533	-	97,533	-	100,857
BAR W WEST PHASE 4	2,033,732	1,630,986	402,746	2,033,732	466,032	466,032	435,912	-	435,912	26.79%	58,198	-	58,198	-	80,858
MEDCOBE SENIOR LIVING	1,990,200	1,691,670	298,530	1,990,200	306,275	306,275	329,789	-	329,789	19.40%	32,495	-	32,495	-	82,712
PELLEGRINI FARMS	130,280	91,195	39,084	130,280	71,500	71,500	104,074	-	104,074	30.26%	26,019	-	26,019	-	58,593
CROSSVINE MILLS	429,944	343,955	85,989	429,944	555,516	555,516	806,085	-	806,085	97.20%	26,019	-	26,019	-	236,316
PARK VILLAGE AMENITY CENTER	9,265,276	8,709,510	555,766	9,265,276	569,769	569,769	47,599	-	47,599	99.16%	11,900	-	11,900	-	59,489
BERRY CREEK IB	60,000	48,000	12,000	60,000	-	-	-	-	-	-	-	-	-	-	-
AUSTIN HIGH SCHOOL	161,238,382	144,276,914	18,951,468	115,273,370	16,858,167	98,417,203	102,412,977	14,169,395	88,263,542	98.15%	367,706	2,684,772	23,177	-	1,680,764
Total Contracts in Progress	\$ 298,407,239	\$ 236,089,531	\$ 62,317,708	\$ 289,982,908	\$ 246,117,194	\$ 123,282,635	\$ 222,225,327	\$ 108,409,139	\$ 112,816,188	98.15%	\$ 367,706	\$ 13,445,600	\$ 23,177	\$ -	\$ 1,680,764
Total All Contracts	\$ 298,407,239	\$ 236,089,531	\$ 62,317,708	\$ 289,982,908	\$ 246,117,194	\$ 123,282,635	\$ 222,225,327	\$ 108,409,139	\$ 112,816,188	98.15%	\$ 367,706	\$ 13,445,600	\$ 23,177	\$ -	\$ 1,680,764

See independent auditors' report on supplementary information.

**C.C. CARLTON INDUSTRIES, LTD**  
**AUSTIN, TEXAS**

**FINANCIAL STATEMENTS**  
**AND SUPPLEMENTARY INFORMATION**  
**December 31, 2019 and 2018**

---

<b>CONTENTS</b>	<b>PAGE</b>
<b>INDEPENDENT AUDITORS' REPORT</b>	<b>1</b>
<b>FINANCIAL STATEMENTS</b>	
Balance Sheets	3
Statements of Income and Changes in Partners' Capital	5
Statements of Cash Flows	6
Notes to Financial Statements	8
<b>SUPPLEMENTARY INFORMATION</b>	
Schedule of Completed Contracts	15
Schedule of Contracts in Progress	17



**Van Houten & Associates, PC**  
CERTIFIED PUBLIC ACCOUNTANTS

**INDEPENDENT AUDITORS' REPORT**

To the Partners  
C.C. Carlton Industries, LTD  
Austin, Texas

We have audited the accompanying financial statements of C.C. Carlton Industries, LTD, which comprise the balance sheets as of December 31, 2019 and 2018, and the related statements of income and changes in partners' capital, and cash flows for the years then ended, and the related notes to the financial statements.

**Management's Responsibility for the Financial Statements**

Management is responsible for the preparation and fair presentation of these financial statements in accordance with accounting principles generally accepted in the United States of America, this includes the design, implementation, and maintenance of internal control relevant to the preparation and fair presentation of financial statements that are free from material misstatement, whether due to fraud or error.

**Auditors' Responsibility**

Our responsibility is to express an opinion on these financial statements based on our audits. We conducted our audits in accordance with auditing standards generally accepted in the United States of America. Those standards require that we plan and perform the audit to obtain reasonable assurance about whether the financial statements are free from material misstatement.

An audit involves performing procedures to obtain audit evidence about the amounts and disclosures in the financial statements. The procedures selected depend on the auditors' judgment, including the assessment of the risks of material misstatement of the financial statements, whether due to fraud or error. In making those risk assessments, the auditor considers internal control relevant to the entity's preparation and fair presentation of the financial statements in order to design audit procedures that are appropriate in the circumstances, but not for the purpose of expressing an opinion on the effectiveness of the entity's internal control. Accordingly, we express no such opinion. An audit also includes evaluating the appropriateness of accounting policies used and the reasonableness of significant accounting estimates made by management, as well as evaluating the overall presentation of the financial statements.

We believe that the audit evidence we have obtained is sufficient and appropriate to provide a basis for our audit opinion.

## **Opinion**

In our opinion, the financial statements referred to above present fairly, in all material respects, the financial position of C.C. Carlton Industries, LTD as of December 31, 2019 and 2018, and the results of its operations and its cash flows for the years then ended in accordance with accounting principles generally accepted in the United States of America.

## **Report on Supplementary Information**

Our audits were conducted for the purpose of forming an opinion on the financial statements as a whole. The schedules of completed and in progress contracts are presented for purposes of additional analysis and are not a required part of the financial statements. Such information is the responsibility of management and was derived from and relates directly to the underlying accounting and other records used to prepare the financial statements. The information has been subjected to the auditing procedures applied in the audit of the financial statements and certain additional procedures, including comparing and reconciling such information directly to the underlying accounting and other records used to prepare the financial statements or to the financial statements themselves, and other additional procedures in accordance with auditing standards generally accepted in the United States of America. In our opinion, the information is fairly stated in all material respects in relation to the financial statements as a whole.

*Van Houten; Associates, PC*

Round Rock, Texas  
April 3, 2020

**C.C. CARLTON INDUSTRIES, LTD**  
**BALANCE SHEETS**  
**December 31, 2019 and 2018**

	<u>2019</u>	<u>2018</u>
<b>ASSETS</b>		
<b>CURRENT ASSETS</b>		
Cash and cash equivalents	\$ 26,441	\$ 282,976
Accounts receivable		
Contracts receivable	10,844,625	12,428,932
Retainage receivable	<u>9,953,034</u>	<u>8,700,791</u>
	20,797,659	21,129,723
Contract assets	<u>1,423,330</u>	<u>908,430</u>
TOTAL CURRENT ASSETS	22,247,430	22,321,129
<b>PROPERTY AND EQUIPMENT</b>		
Construction equipment	10,298,462	4,584,649
Transportation equipment	1,149,249	840,162
Furniture and fixtures	28,799	28,799
Office equipment	255,390	126,614
Building	<u>481,147</u>	<u>481,147</u>
	12,213,047	6,061,371
Less accumulated depreciation	<u>(3,171,452)</u>	<u>(2,438,723)</u>
	<u>9,041,595</u>	<u>3,622,648</u>
TOTAL ASSETS	<u>\$ 31,289,025</u>	<u>\$ 25,943,777</u>

See notes to financial statements.

	<u>2019</u>	<u>2018</u>
<b>LIABILITIES AND PARTNERS' CAPITAL</b>		
<b>CURRENT LIABILITIES</b>		
Accounts payable		
Trade	\$ 10,269,904	\$ 8,866,245
Retainage	5,036,131	4,079,489
	<u>15,306,035</u>	<u>12,945,734</u>
Accrued expenses	26,524	58,039
Lines of credit	2,144,777	4,000,000
Notes payable - current portion	1,258,600	598,442
Contract liabilities	<u>2,622,178</u>	<u>3,388,394</u>
	21,358,114	20,990,609
Notes payable	3,323,590	162,962
Lines of credit - non current	1,055,564	-
<b>PARTNERS' CAPITAL</b>	<u>5,551,757</u>	<u>4,790,206</u>
<b>TOTAL LIABILITIES AND PARTNERS' CAPITAL</b>	<u>\$ 31,289,025</u>	<u>\$ 25,943,777</u>

**C.C. CARLTON INDUSTRIES, LTD**  
**STATEMENTS OF INCOME AND CHANGES IN PARTNERS' CAPITAL**  
For the years ended December 31, 2019 and 2018

	<u>2019</u>	<u>2018</u>
<b>INCOME</b>		
Revenue from contracts	\$ 108,674,552	\$ 93,259,774
Cost of contracts	<u>98,855,066</u>	<u>87,075,254</u>
	9,819,486	6,184,520
<b>OPERATING EXPENSES</b>		
General and administrative expenses	<u>8,287,354</u>	<u>5,935,020</u>
	INCOME FROM OPERATIONS	1,532,132
		249,500
<b>OTHER INCOME (EXPENSES)</b>		
Interest expense	(118,473)	(82,915)
(Loss) on disposal of property and equipment	(63,748)	-
(Loss) on lease obligation retirement	(182,503)	-
Miscellaneous income	91,159	55,402
Miscellaneous expense	-	(3,650)
	<u>(273,565)</u>	<u>(31,163)</u>
	INCOME BEFORE TAXES	1,258,567
		218,337
Provision for state taxes	<u>52,351</u>	<u>36,030</u>
	NET INCOME	1,206,216
		182,307
<b>BEGINNING PARTNERS' CAPITAL</b>	4,790,206	5,384,064
Distributions	<u>(444,665)</u>	<u>(776,165)</u>
<b>ENDING PARTNERS' CAPITAL</b>	<u>\$ 5,551,757</u>	<u>\$ 4,790,206</u>

See notes to financial statements.

**C.C. CARLTON INDUSTRIES, LTD**  
**STATEMENTS OF CASH FLOWS**  
**For the years ended December 31, 2019 and 2018**

	<b>2019</b>	<b>2018</b>
<b>CASH FLOWS FROM OPERATING ACTIVITIES</b>		
Net income	\$ 1,206,216	\$ 182,307
Depreciation	956,648	502,699
Accounts receivable	332,064	(7,796,767)
(Loss) on disposal of property and equipment	63,748	-
Contract assets	(514,900)	48,672
Accounts payable	2,360,301	5,206,766
Accrued expenses	(31,515)	(252,865)
Contract liabilities	(766,216)	1,636,443
<b>NET CASH PROVIDED (USED) BY OPERATING ACTIVITIES</b>	<b>3,606,346</b>	<b>(472,745)</b>
<b>CASH FLOWS FROM INVESTING ACTIVITIES</b>		
Proceeds from disposal of property and equipment	578,962	-
Purchase of property and equipment	(7,018,305)	(1,622,194)
<b>NET CASH (USED) BY INVESTING ACTIVITIES</b>	<b>(6,439,343)</b>	<b>(1,622,194)</b>
<b>CASH FLOWS FROM FINANCING ACTIVITIES</b>		
Proceeds from issuance of notes payable	5,028,741	998,286
Repayments on notes payable	(1,207,955)	(528,088)
Proceeds (repayments) on lines of credit, net	(799,659)	2,079,747
Distributions	(444,665)	(776,165)
Proceeds from sale of certificates of deposit	-	201,347
<b>NET CASH PROVIDED BY FINANCING ACTIVITIES</b>	<b>2,576,462</b>	<b>1,975,127</b>
<b>(DECREASE) IN CASH AND CASH EQUIVALENTS</b>	<b>(256,535)</b>	<b>(119,812)</b>
<b>CASH AND CASH EQUIVALENTS AT BEGINNING OF THE YEAR</b>	<b>282,976</b>	<b>402,788</b>
<b>CASH AND CASH EQUIVALENTS AT END OF YEAR</b>	<b>\$ 26,441</b>	<b>\$ 282,976</b>

See notes to financial statements.

**C. C. CARLTON INDUSTRIES, LTD**  
**STATEMENTS OF CASH FLOWS – continued**  
**For the years ended December 31, 2019 and 2018**

---

	<u>2019</u>		<u>2018</u>
<b>SUPPLEMENTAL DISCLOSURES OF CASH FLOW INFORMATION:</b>			
Cash paid during the year for:			
Interest	\$ 123,691	\$	70,550
Taxes	\$ 29,988	\$	30,462

See notes to financial statements.

**C.C. CARLTON INDUSTRIES, LTD**  
**NOTES TO FINANCIAL STATEMENTS**

**NOTE A – SUMMARY OF SIGNIFICANT ACCOUNTING POLICIES**

**Operations and Accounting**

C.C. Carlton Industries, LTD (the “Partnership”) is a Texas limited partnership. Carlton GP, LLC (“GP”), a Texas limited liability corporation; and C.C. Carlton Construction of Austin, Inc. (“Construction”), an S-Corporation. Each own 1.737% general partner interests in the Partnership. The sole limited partner (“Limited Partner”) owns a 96.526% interest in the Partnership and 100% of GP and Construction.

C.C. Carlton Industries, LTD is engaged in the construction of site utilities, roads, bridges, and concrete structures in Texas under fixed-price contracts with allowances for change orders. The lengths of the Partnership’s contracts vary, typically lasting six months to two years. Contract-related items in the balance sheet are classified as current because they have realization and liquidation periods of less than one year.

**Use of Estimates**

The preparation of financial statements in conformity with generally accepted accounting principles in the United States of America requires management to make estimates and assumptions that affect the reported amounts of assets and liabilities and disclosure of contingent assets and liabilities at the date of the financial statements and the reported amounts of revenues and expenses during the reporting period. Actual results could differ from those estimates.

**Revenue Recognition**

The Partnership follows the percentage-of-completion method of accounting for income from long-term construction contracts. The percentage-of-completion is computed using the cost-to-cost method. All costs identifiable to a job are charged to that job and include materials, direct labor and certain identifiable indirect costs. Progress billings and costs of contracts greater than the percentage completed are deferred and shown in the balance sheet in accordance with industry practices. When revised cost estimates indicate a loss on an individual contract, the total estimated loss is provided for currently in its entirety without regard to the percent complete.

There have been no significant changes to the timing of the Company’s revenue recognition as a result of the adoption of ASU 2014-09, “Revenue from Contracts with Customers” (Accounting Standards Codification Topic 606). This standard was adopted using the cumulative effect transition approach; however, because there was no change in the identified performance obligations under Topic 606 compared with the identification of deliverables and separate units of account under previous guidance (Topic 605), the amount and timing of our revenues remain materially unchanged.

**Cash and Cash Equivalents**

For purposes of the statements of cash flows, the Partnership considers cash and cash equivalents with original maturities of ninety days or less to be cash equivalents.

**C.C. CARLTON INDUSTRIES, LTD**  
**NOTES TO FINANCIAL STATEMENTS**

**NOTE A – SUMMARY OF SIGNIFICANT ACCOUNTING POLICIES – continued**

**Accounts Receivable**

Accounts receivable are based on contracted prices and consist primarily of job-related billings. The allowance for doubtful accounts is based upon a review of outstanding receivables, historical collection information, and existing economic conditions. Normal receivables are due thirty days after the date of the invoice with retentions due thirty days after completion of the project and acceptance by the owner. Management of the Partnership reviews collectability of aged accounts receivables on a periodic basis. When it is determined that an account becomes uncollectible, it is written off. Management considers all accounts to be collectible and therefore, has not established an allowance for doubtful accounts.

**Income Taxes**

The Partnership has elected to be taxed as a partnership for federal income tax purposes. In lieu of federal corporate income taxes, the partners are taxed on the Partnership's results of operations. Accordingly, no provision or liability for federal income taxes has been recorded for the Partnership.

Management has considered the effect of any tax positions which could affect the future cash flows of the Partnership and does not anticipate any current or future adjustments to the Partnership's financial statements. Accordingly, the Partnership has not recorded any reserves for distributions to partners for taxes, interest or penalties related to uncertain income tax positions for the year ended December 31, 2019 and 2018.

The State of Texas franchise tax is calculated based on the gross margin times the applicable state tax rate subject to certain provisions and adjustments.

**Property and Equipment**

Property and equipment are recorded at cost and are depreciated over their estimated useful lives using the straight-line method for financial reporting. Repairs and maintenance are charged to expenses as incurred. Renewals and betterments which add significantly to the utility or useful life of the asset are capitalized. Upon retirement or disposition of assets, related gains and losses are reflected in other income (expense).

Categories of assets and their useful lives are as follows:

Construction equipment	5 to 10 years
Transportation equipment	5 to 7 years
Furniture and fixtures	5 to 7 years
Office equipment	5 to 7 years
Building	39 years

Long-lived assets held and used by the Partnership are reviewed for impairment whenever events or changes in circumstances indicate that the carrying amount of an asset may not be recoverable. In the event that facts and circumstances indicate that the cost of any long-lived assets may be impaired, an evaluation of recoverability would be performed.

**Accrued Expenses**

Accrued expenses consists of Texas franchise taxes payable, and property taxes payable.

**C.C. CARLTON INDUSTRIES, LTD**  
**NOTES TO FINANCIAL STATEMENTS**

**NOTE B – CONTRACTS**

For the years ended December 31, 2019 and 2018, the status of contracts is summarized as follows:

	<u>2019</u>	<u>2018</u>
Billings on contracts	\$ 109,873,400	\$ 95,739,738
Costs incurred on contracts	<u>98,855,066</u>	<u>87,075,254</u>
	11,018,334	8,664,484
Estimated earned income	<u>9,819,486</u>	<u>6,184,520</u>
	<u>\$ 1,198,848</u>	<u>\$ 2,479,964</u>
Classified as:		
Contract assets	\$ (1,423,330)	\$ (908,430)
Contract liabilities	<u>2,622,178</u>	<u>3,388,394</u>
	<u>\$ 1,198,848</u>	<u>\$ 2,479,964</u>

**NOTE C – LEASES**

The Partnership leases office, storage, and construction equipment under operating leases expiring at various dates through 2023. Rent expense under these leases was \$2,501,603 and \$3,436,989 for the years ended December 31, 2019 and 2018, respectively, and is included in costs of contracts and selling, general and administrative expenses on the accompanying statements of income and changes in partners' capital.

At December 31, 2019, future minimum lease payments for the remaining lease terms are as follows:

2020	\$ 1,541,966
2021	733,075
2022	402,638
2023	<u>74,847</u>
	<u>\$ 2,752,526</u>

**NOTE D – LINES OF CREDIT**

The Partnership maintained a \$1,000,000 revolving line of credit agreement with First State Bank Central Texas which matured on April 20, 2019, with interest based on a floating rate indexed to the Wall Street Journal's prime rate plus 1.5% limited to no less than 6%. As of December 31, 2019, the line of credit has not been renewed. As of December 31, 2018, the outstanding balance was \$0 with \$1,000,000 available for borrowing.

The Partnership maintained a \$1,000,025 revolving line of credit agreement with First State Bank Central Texas with a maturity date of April 11, 2019, with interest based on a floating rate indexed to the Wall Street Journal's prime rate plus 1.5% limited to not less than 6%. As of December 31, 2019, the line of credit has not been renewed. As of December 31, 2018, the outstanding balance was \$0 with \$1,000,025 available for borrowing.

The Partnership maintains a revolving line of credit agreement with Peoples United Equipment Finance Corp. with a maturity date of July 10, 2022. During the year ended the December 31, 2019, the lines availability was increased

**C.C. CARLTON INDUSTRIES, LTD**  
**NOTES TO FINANCIAL STATEMENTS**

**NOTE D – LINES OF CREDIT – continued**

to \$2,000,016. The lines availability is reduced by the monthly required minimum principal payments of \$55,556. Interest is due in monthly payments. At December 31, 2019 and 2018, the principal balance outstanding was \$1,722,236 and \$0, respectively with an available balance to borrow of \$0 and \$493,382, respectively.

During the year ended December 31, 2018, the Partnership acquired a \$4,000,000 revolving line of credit with First United Bank and Trust Co with a maturity of January 12, 2021, with interest based on a floating rate indexed to the Wall Street Journal's prime rate plus 0.50% subject to certain restrictive covenants. At December 31, 2019 and 2018, the principal balance outstanding was \$1,478,105 and \$4,000,000 with \$2,521,895 and \$0 available to borrow, respectively. As of December 31, 2019, First United Bank and Trust Co waived and reaffirmed all covenant violations.

At December 31, 2019, required future minimum principle payments for the reducing line of credit are as follows:

2020	\$ 666,672
2021	666,672
2022	<u>388,892</u>
	<u>\$ 1,722,236</u>

**NOTE E – CONCENTRATION OF CREDIT RISK AND SIGNIFICANT CUSTOMERS**

At December 31, 2019, two customers represented approximately 22% of the Partnership's accounts receivable and one customer accounted for approximately 11% of the Partnership's revenue.

At December 31, 2018, one customer represented approximately 13% of the Partnership's accounts receivable and one customer accounted for approximately 10% of the Partnership's revenue.

**NOTE F – DEBT**

As of December 31, 2019 and 2018, the Company had the following notes payable.

	<u>2019</u>	<u>2018</u>
Note payable to Komatsu Financial, due in monthly installments of \$3,892, at 0.00% interest, maturing March, 2020, secured by certain assets of the Company.	\$ 11,675	\$ 58,377
Note payable to Volvo Financial Services, due in monthly installments of \$6,418, at 1.29% interest, maturing May, 2020, secured by certain equipment of the Company.	31,988	108,061

**C.C. CARLTON INDUSTRIES, LTD**  
**NOTES TO FINANCIAL STATEMENTS**

**NOTE F – DEBT – continued**

	<u>2019</u>	<u>2018</u>
Note payable to Caterpillar Financial, due in monthly installments of \$24,133 at 5.15% interest, maturing July, 2019, secured by certain equipment of the Company. Note was paid in full during the year ended December 31, 2019.	\$ -	\$ 119,450
Note payable to Caterpillar Financial, due in monthly installments of \$26,438 at 5.15% interest, maturing August, 2019, secured by certain equipment of the Company. Note was paid in full during the year ended December 31, 2019.	-	156,720
Note payable to Caterpillar Financial, due in monthly installments of \$21,899 at 5.15% interest, maturing September, 2019, secured by certain equipment of the Company. Note was paid in full during the year ended December 31, 2019.	-	172,296
Note payable to Komatsu Financial, due in monthly installments of \$2,748, at 4.40% interest, maturing September, 2021, secured by certain equipment of the Company.	116,427	146,500
Note payable to Caterpillar Financial, due in monthly installments of \$4,866 at 4.75% interest, maturing August, 2022, secured by certain equipment of the Company.	141,864	-
Note payable to Caterpillar Financial, due in monthly installments of \$4,857 at 4.75% interest, maturing October, 2021, secured by certain equipment of the Company.	97,750	-
Note payable to Volvo Financial Services, due in monthly installments of \$75,790, at 0.00% interest, maturing May, 2024, secured by certain equipment of the Company.	3,637,907	-
Note payable to Volvo Financial Services, due in monthly installments of \$1,627, at 0.00% interest, maturing July, 2022, secured by certain equipment of the Company.	50,429	-
Note payable to Volvo Financial Services, due in monthly installments of \$1,627, at 0.00% interest, maturing July, 2022, secured by certain equipment of the Company.	50,429	-

**C. C. CARLTON INDUSTRIES, LTD**  
**NOTES TO FINANCIAL STATEMENTS**

**NOTE F – DEBT – continued**

	<u>2019</u>	<u>2018</u>
Note payable to Volvo Financial Services, due in monthly installments of \$4,866, at 0.00% interest, maturing October, 2021, secured by certain equipment of the Company.	\$ 107,050	\$ -
Note payable to Advance Acceptance, due in monthly installments of \$3,942, at 0.00% interest, maturing September, 2021, secured by certain equipment of the Company.	76,081	-
Note payable to Volvo Financial Services, due in monthly installments of \$7,239, at 0.00% interest, maturing December, 2022, secured by certain equipment of the Company.	<u>260,590</u>	<u>-</u>
	4,582,190	761,404
Less current portion	<u>(1,258,600)</u>	<u>(598,442)</u>
	<u>\$ 3,323,590</u>	<u>\$ 162,962</u>

Future maturities of long-term debt for the years following December 31, 2019 are as follows:

2020	\$ 1,258,600
2021	1,218,338
2022	968,406
2023	833,687
2024	<u>303,159</u>
	<u>\$ 4,582,190</u>

**NOTE G – SUBSEQUENT EVENTS**

Management has evaluated subsequent events through April 3, 2020, the date the financial statements were available to be issued. Management concluded that there were no material subsequent events which required additional disclosure in these financial statements.

**SUPPLEMENTARY INFORMATION**

**C.C. CARLTON INDUSTRIES, LTD**  
**SCHEDULE OF COMPLETED CONTRACTS**  
**For the year ended December 31, 2019**

Job Name	Contract Amount	Estimated Job Cost	Estimated Profit	Billings to Date	Prior Years Billings	Current Year Billings	Job Cost to Date	Prior Years Job Cost	Current Year Job Cost	Percent Complete	Earned Income to Date	Prior Years Earned Income	Current Years Earned Income	Contract Assets	Contract Liabilities
WOOLF RANCH WEST SECTION 1A	\$ 9,675,070	\$ 8,484,091	\$ 1,190,979	\$ 9,675,070	\$ 9,675,070	\$ -	\$ 8,484,091	\$ 8,481,500	\$ -	100.00%	\$ 1,190,979	\$ 1,195,570	\$ (2,591)	\$ -	\$ -
KENNY ROBIT SECTION 2	1,932,095	1,707,301	224,794	1,932,095	1,932,095	27,485	1,707,301	1,701,365	5,936	100.00%	224,794	230,730	(5,936)	-	-
BSW TEMPLE	701,616	574,709	126,907	701,616	701,616	27,485	574,709	573,012	1,697	100.00%	126,907	101,119	25,788	-	-
LAKEWAY HIGHLANDS PHASE 1	4,190,813	3,951,571	239,242	4,190,813	4,190,813	757,552	3,951,571	3,939,927	1,644	100.00%	239,242	260,886	(16,644)	-	-
ANDERSON MILL ROAD PHASE 1	7,336,699	7,600,330	(263,631)	7,336,699	6,579,147	757,552	7,600,330	6,760,877	838,453	100.00%	(263,631)	(182,720)	(80,911)	-	-
WESTINGHOUSE LIFT STATION	2,068,115	1,833,426	234,689	2,068,115	2,068,115	21,432	1,833,426	1,802,887	10,539	100.00%	234,689	245,128	(10,439)	-	-
ENCLAVE AT ROUND ROCK	1,132,771	990,949	141,822	1,132,771	1,111,339	21,432	990,949	980,475	10,468	100.00%	141,822	130,864	10,964	-	-
LA CIMA SAN MARCOS	14,575,820	14,090,185	485,635	14,575,820	14,575,820	132,400	14,090,185	13,976,596	113,589	100.00%	485,635	599,224	(113,589)	-	-
TRAVISISO SECTION 2	4,821,715	4,720,598	101,117	4,821,715	4,889,315	42,155	4,720,598	4,665,868	54,730	100.00%	101,117	23,447	77,670	-	-
BELTERRA VICLAGE	1,322,336	1,076,296	246,030	1,322,336	1,280,171	79,212	1,076,296	1,069,333	6,963	100.00%	246,030	210,838	35,192	-	-
THE ENCLAVE AT CEDAR PARK	623,175	497,981	125,194	623,175	543,963	79,212	497,981	462,568	35,613	100.00%	125,194	81,595	43,599	-	-
900 SOUTH 1ST STREET	129,401	96,231	33,170	129,401	139,401	-	96,231	96,231	-	100.00%	33,170	43,170	(10,000)	-	-
LAKEWAY SENIOR LIVING	1,173,086	1,005,980	167,106	1,173,086	1,173,086	-	1,005,980	1,003,872	2,108	100.00%	167,106	169,214	(2,108)	-	-
THE SARAH	3,484,434	3,062,334	422,090	3,484,434	3,484,434	-	3,062,334	3,012,163	50,171	100.00%	422,090	472,261	(50,171)	-	-
BRINGFIELD SECTION 9	2,691,133	192,870	2,498,263	2,691,133	2,691,133	-	2,498,263	2,486,793	11,490	100.00%	192,870	204,360	(11,490)	-	-
MORNINGSTAR PHASE 2-1	6,638,825	5,663,586	975,239	6,638,825	6,468,825	-	5,663,586	5,641,047	22,539	100.00%	975,239	797,778	(77,461)	-	-
VISTA POINTE PHASE 1	1,482,041	1,381,628	100,413	1,482,041	1,482,041	-	1,381,628	1,379,529	2,099	100.00%	100,413	103,512	(2,999)	-	-
COTTAGES AT BELTERRA	471,116	381,444	89,672	471,116	471,116	-	381,444	424,254	8,718	100.00%	89,672	46,862	(42,810)	-	-
BELLA COLINAS SECTION 1	1,080,914	1,079,234	7,680	1,080,914	1,080,914	2,161,524	1,079,234	1,057,315	22,009	100.00%	7,680	584,278	(576,598)	-	-
SUNRIDGE PARK SECTION ONE	8,653,502	6,295,158	2,358,344	8,653,502	8,653,502	-	6,295,158	6,295,158	-	100.00%	2,358,344	2,358,344	-	-	-
PROVENCE	4,965,786	4,320,811	644,975	4,965,786	4,965,786	210,008	4,320,811	4,268,680	52,131	100.00%	644,975	664,975	-	-	-
OPS ROUND ROCK	5,653,300	5,882,566	(229,266)	5,653,300	5,495,292	21,911	5,882,566	5,724,989	157,667	100.00%	(229,266)	(239,266)	9,999	-	-
BELTERRA 20-1	1,145,249	992,351	152,898	1,145,249	1,123,348	21,911	992,351	973,370	18,981	100.00%	152,898	192,898	(39,999)	-	-
HILL COUNTRY PLAZA APARTMENTS	491,805	488,009	2,796	491,805	410,205	81,600	488,009	488,009	-	100.00%	2,796	190,968	(188,172)	-	-
2010 SOL	9,039,856	8,425,809	614,047	9,039,856	9,039,856	1,925,065	8,425,809	8,299,891	125,918	100.00%	614,047	533,609	80,438	-	-
LAKEWAY HIGHLANDS PHASE 2 SECTION 5	3,431,722	3,296,055	135,667	3,431,722	3,431,722	-	3,296,055	3,312,891	(18,169)	100.00%	135,667	135,667	-	-	-
SANTA RITA RANCH SOUTH	4,723,392	4,389,639	333,753	4,723,392	4,723,392	604,560	4,389,639	4,391,332	(16,643)	100.00%	333,753	205,941	(127,812)	-	-
MORNINGSTAR PHASE 2	351,080	293,399	57,681	351,080	351,080	-	293,399	290,521	2,878	100.00%	57,681	66,539	(8,858)	-	-
MAKAVILLA AT THE DOMAIN	978,899	978,899	0	978,899	978,899	-	978,899	978,899	-	100.00%	0	0	0	-	-
TRAVISISO PHASE 3	3,915,363	3,483,744	431,619	3,915,363	3,915,363	10,000	3,483,744	3,381,913	101,831	100.00%	431,619	431,619	-	-	-
BREYSON 3-1 AND 4-2	720,301	619,875	100,426	720,301	684,769	35,532	619,875	602,371	17,504	100.00%	100,426	82,398	18,028	-	-
TRAVIS COUNTY MUD 22	4,644,348	4,278,037	366,311	4,644,348	4,100,311	544,037	4,278,037	4,278,037	-	100.00%	366,311	369,028	(2,717)	-	-
VALLEY VISTA PHASE 1 & 2	3,773,670	3,580,696	192,974	3,773,670	2,178,013	1,655,657	3,580,696	1,906,212	1,674,484	100.00%	192,974	211,801	(18,827)	-	-
SWEBERWATER PHASE 1	1,006,939	917,303	89,636	1,006,939	969,596	37,343	917,303	882,332	34,971	100.00%	89,636	87,264	2,372	-	-
LAKEWAY HIGHLANDS LIFT STATION #1	3,603,276	2,827,415	775,861	3,603,276	3,603,276	34,568	2,827,415	2,790,692	36,723	100.00%	775,861	775,861	-	-	-
WET POND REEF	3,603,276	2,827,415	775,861	3,603,276	3,603,276	34,568	2,827,415	2,790,692	36,723	100.00%	775,861	775,861	-	-	-
SANTA RITA RANCH PHASE 1 SECTION 1	2,443,737	2,462,220	(18,483)	2,443,737	2,443,737	11,195	2,462,220	2,33,542	12,678	100.00%	(18,483)	70,679	(89,158)	-	-
ENCLAVE AT NOKTH LAKE	382,838	343,088	39,750	382,838	382,838	-	343,088	343,088	-	100.00%	39,750	38,479	1,271	-	-
BAYLOR SCOTT AND WHITE MCH	162,675	127,196	35,479	162,675	162,675	-	127,196	124,624	2,572	100.00%	35,479	38,479	(2,999)	-	-
BOURNBROOK WATERLINE	1,697,026	1,661,546	35,480	1,697,026	1,405,103	291,923	1,661,546	1,582,271	79,275	100.00%	35,480	64,274	(28,794)	-	-
COTTAGES AT BELTERRA PHASE 2	3,661,027	3,356,071	304,956	3,661,027	3,356,071	304,956	3,356,071	3,356,071	-	100.00%	304,956	220,038	84,918	-	-
SIGNAL HILL ESTAVES	5,191,586	4,664,204	527,382	5,191,586	4,664,204	527,382	4,664,204	4,664,204	-	100.00%	527,382	282,797	244,585	-	-
MANSONS AT GEORGETOWN	481,473	500,002	(18,529)	481,473	481,473	-	500,002	422,636	77,366	100.00%	(18,529)	50,837	(69,366)	-	-
BELTERRA CLEARING	96,933	82,540	14,393	96,933	82,540	-	82,540	75,174	7,366	100.00%	14,393	8,352	6,041	-	-
HILL COUNTRY PLAZA II	82,540	82,540	0	82,540	82,540	-	82,540	82,540	-	100.00%	0	0	0	-	-

See independent accountants' review report on supplementary information.

**C.C. CARLTON INDUSTRIES, LTD**  
**SCHEDULE OF COMPLETED CONTRACTS – continued**  
**For the year ended December 31, 2019**

Job Name	Contract Amount	Estimated Job Cost	Estimated Profit	Billings to Date	Prior		Current		Job Cost to Date	Prior Years Job Cost	Current Year Job Cost	Percent Complete	Earned Income to Date	Prior Years Earned Income		Current Years	Contract Assets	Contract Liabilities
					Years	Billin' s	Year	Billin' s						Years	Job Cost			
BOURN TRACT 12 W/ LINE	\$ 55,828	\$ 48,743	\$ 7,085	\$ 55,828	-	\$ 55,828	\$ 48,743	\$ 48,743	-	\$ 48,743	100.00%	\$ 7,085	-	\$ 7,085	\$ 7,085	\$ -	\$ -	\$ -
ROCK ENGINEERING AND TESTING LAB	136,750	104,253	32,497	136,750	115,293	21,457	12,019	12,019	92,234	23,059	100.00%	32,497	23,059	9,438	9,438	-	-	-
ANGEL STREET EXTENSION	1,027,010	930,756	96,254	1,027,010	308,833	718,177	652,071	652,071	268,685	40,148	100.00%	96,254	40,148	56,106	56,106	-	-	-
MORNINGSTAR 3-1 & 2	5,831,489	5,347,129	484,360	5,831,489	669,149	5,162,340	4,724,820	4,724,820	622,309	46,840	100.00%	484,360	46,840	437,520	437,520	-	-	-
LAKEMAY HIGHLANDS 3,3	2,570,993	2,257,182	313,811	2,570,993	41,391	2,529,602	2,215,791	2,215,791	41,391	-	100.00%	313,811	-	313,811	313,811	-	-	-
HEADWATER PHASE 2	771,070	613,979	157,091	765,730	-	765,730	613,979	613,979	-	-	100.00%	157,091	-	157,091	157,091	-	-	-
VISTA PONTE PHASE 2	2,266,389	1,950,000	316,389	2,266,389	-	2,266,389	1,950,000	1,950,000	-	-	100.00%	316,389	-	316,389	316,389	-	-	-
JOBS LESS THAN 75K	186,112	207,948	(21,836)	186,112	-	186,112	207,948	207,948	-	-	100.00%	(21,836)	-	(21,836)	(21,836)	-	-	-
2019 CLOSED JOBS	428,021	1,487,021	(1,059,000)	428,021	-	428,021	1,487,021	1,487,021	-	-	100.00%	(1,059,000)	-	(1,059,000)	(1,059,000)	-	-	-
<b>Total Completed Contracts</b>	<b>\$135,600,700</b>	<b>\$145,473,299</b>	<b>\$ 9,927,491</b>	<b>\$135,395,470</b>	<b>\$130,681,981</b>	<b>\$ 24,713,489</b>	<b>\$145,473,299</b>	<b>\$121,127,432</b>	<b>\$ 24,345,867</b>	<b>\$ 9,927,491</b>	<b>\$ 9,927,491</b>	<b>\$ 9,927,491</b>	<b>\$ 9,927,491</b>	<b>\$ 9,927,491</b>	<b>\$ 9,927,491</b>	<b>\$ 9,927,491</b>	<b>\$ 9,927,491</b>	<b>\$ 9,927,491</b>

See independent accountants' review report on supplementary information.

**C.C. CARLTON INDUSTRIES, LTD**  
**SCHEDULE OF CONTRACTS IN PROGRESS**  
**For the year ended December 31, 2019**

Job Name	Contract Amount	Estimated Job Cost	Estimated Profit	Billings to Date	Prior Years Billings	Current Year Billings	Job Cost to Date	Prior Years Job Cost	Current Year Job Cost	Percent Complete	Earned to Date	Prior Years Earned Income	Current Year	Contract Assets	Contract Liability
VILLAGE AT NORTH TOWN IN PAULK	\$ 4,523,048	\$ 4,117,704	\$ 407,254	\$ 4,361,858	\$ 1,245,560	\$ 3,116,298	\$ 4,116,608	\$ 1,170,826	\$ 2,945,782	99.97%	\$ 407,137	\$ 74,734	\$ 332,403	\$ 161,887	\$ -
RSB PSH SHOPPING CENTER	2,009,328	1,667,649	361,679	1,932,952	1,305,007	647,945	1,569,219	1,109,256	460,273	99.26%	344,529	195,751	148,778	63,981	38,904
HUTTO COOP	11,501,883	9,661,382	1,840,501	10,510,997	5,854,925	4,656,072	8,882,282	4,976,686	3,906,296	91.94%	1,691,596	878,239	813,757	291,200	-
TRAVISSEO PHASE 3 SEC 13 & NAMELESS	16,321,709	14,771,417	1,550,292	15,792,753	9,085,907	6,706,846	14,555,976	7,811,880	6,742,098	98.54%	1,272,975	1,272,027	265,948	-	195,215
BAR W	6,969,218	6,341,988	627,230	6,969,218	3,021,315	3,947,903	6,164,342	2,658,757	3,505,585	97.20%	609,661	362,558	247,103	-	-
HEADWATERS 3 & 4	9,131,176	8,561,997	569,179	9,014,931	2,801,676	6,213,255	8,473,590	2,465,475	6,008,115	98.97%	543,302	336,201	227,101	21,961	-
WEST 6TH STREET HILTON	640,329	576,296	64,033	438,571	176,744	261,827	409,121	159,070	250,051	99.99%	45,458	17,674	27,784	-	3,992
SAN GABRIEL PARKWAY PHASE 1	10,338,571	9,408,099	930,472	10,119,540	1,609,885	8,509,655	9,259,770	1,416,578	7,843,062	98.42%	915,802	193,187	722,615	-	56,539
GREAT HILL COUNTRY CLUB	3,163,909	2,847,518	316,391	2,825,214	215,002	2,610,212	2,492,077	215,002	2,277,075	87.52%	276,898	-	276,898	-	1,078
5TH GENERATION OFFSITE WATER	468,246	393,326	74,919	464,485	33,483	431,002	389,262	33,483	355,779	98.97%	74,145	-	74,145	-	-
ENTRADA PHASE 4	4,082,745	3,746,996	335,749	3,314,427	-	3,314,427	2,909,070	-	2,909,070	98.19%	727,268	-	727,268	-	316,153
BIG SKY RANCH	11,667,594	10,267,483	1,400,111	9,847,453	-	8,727,498	7,401,984	-	7,401,984	84.39%	1,009,361	-	1,009,361	-	502,681
THE LEGACY AT SAINT JOHN(SANTIA RTVA)	2,122,091	1,591,568	530,523	1,682,450	-	1,682,450	1,198,236	-	1,198,236	75.29%	399,412	-	399,412	-	84,802
NORTH BLUFF 3	8,300,231	7,470,208	830,023	6,932,814	-	6,932,814	6,018,930	-	6,018,930	91.73%	1,602,278	-	1,602,278	-	56,691
WHISPER VALLEY PHASE 2	4,106,573	3,490,587	615,986	3,928,184	-	3,928,184	3,490,587	-	3,490,587	80.57%	668,772	-	668,772	-	283,406
ENCINAVE AT ESTANCA PH3	6,383,038	5,926,552	456,486	5,926,552	-	5,926,552	5,052,665	-	5,052,665	79.15%	1,473,539	-	1,473,539	-	60,403
ESTANCA HILL COUNTRY 2B	8,230,010	7,407,009	823,001	7,407,009	-	7,407,009	6,804,000	-	6,804,000	82.62%	1,214,5	-	1,214,5	-	13,507
PROVENCE PH3 1 SECTION 2	3,705,330	3,242,164	463,166	3,242,164	-	3,242,164	2,831,078	-	2,831,078	76.43%	333,164	-	333,164	-	12,145
BOULDER CREEK COMMONS	594,148	479,802	114,346	463,166	-	463,166	457,729	-	457,729	95.06%	147,539	-	147,539	-	25,687
EASTSIDE MEMORIAL HIGH SCHOOL	1,007,532	856,402	151,130	907,742	-	907,742	836,055	-	836,055	97.62%	28,068	-	28,068	-	53,533
CREEKSIDE APARTMENTS	574,384	459,507	114,877	459,507	-	459,507	404,272	-	404,272	72.69%	26,068	-	26,068	-	-
TRAVISSEO PH 3 SECTION 1	13,243,715	11,257,158	1,986,557	1,986,557	-	1,986,557	1,986,557	-	1,986,557	100%	-	-	-	118,715	-
LIBERTY HILL ESTATES	2,782,202	2,680,516	101,686	2,680,516	-	2,680,516	2,292,248	-	2,292,248	82.41%	130,670	-	130,670	-	258,185
INDIAN HILLS CORPORATE PARK (CENTER)	6,513,974	5,667,157	846,817	5,667,157	-	5,667,157	5,744,485	-	5,744,485	88.23%	166,504	-	166,504	-	341
RESERVE AT WYOMING SPRINGS	4,398,447	3,738,680	659,767	4,107,847	-	4,107,847	3,475,025	-	3,475,025	79.25%	613,240	-	613,240	-	19,582
MANSONS AT ONION CREEK	1,259,000	944,250	314,750	721,597	-	721,597	372,988	-	372,988	51.59%	124,329	-	124,329	-	224,280
PENNY PLACE PH 1	716,460	537,345	179,115	644,814	-	644,814	448,812	-	448,812	83.57%	149,604	-	149,604	-	46,398
SAM GARAGE	497,135	417,593	79,542	-	-	-	3,762	-	3,762	0.90%	-	-	-	3,762	-
MANCHEGA LAND DEVELOPMENT	12,356,282	10,483,948	1,872,334	129,910	-	129,910	122,589	-	122,589	100%	-	-	-	127,876	7,231
ANTHEM	2,941,034	2,382,238	558,796	127,876	-	127,876	127,876	-	127,876	100%	-	-	-	127,876	-
BRVYSON 4-4	2,605,140	1,933,855	671,285	281,899	-	281,899	147,429	-	147,429	75.59%	-	-	-	149,146	134,470
Emulien - A W TX New Plan	14,529,019	11,968,441	2,560,578	-	-	-	149,146	-	149,146	1.30%	-	-	-	149,146	-
TRAVISSEO 3,6 & 8	-	-	-	-	-	-	-	-	-	-	-	-	-	-	-
Total Contracts in Progress	195,669,128	169,872,022	25,797,106	110,509,425	25,349,514	85,159,911	96,528,342	22,019,143	74,598,199	99.97%	12,776,915	3,330,371	9,446,544	1,418,010	2,622,178
Total All Contracts	531,009,918	531,545,321	\$ 35,724,597	\$265,904,995	\$156,031,495	\$109,873,400	\$242,001,641	\$143,146,575	\$ 98,855,006	99.97%	\$ 22,704,406	\$ 12,984,930	\$ 9,919,486	\$ 1,423,330	\$ 2,622,178

See independent accountants' review report on supplementary information.

JM -LLC



**The State of Texas**  
**Secretary of State**

**CERTIFICATE OF ORGANIZATION**  
**OF**  
**CARLTON GP, LLC**  
**FILING NUMBER 07046627**

THE UNDERSIGNED, AS SECRETARY OF STATE OF THE STATE OF TEXAS, HEREBY CERTIFIES THAT THE ATTACHED ARTICLES OF ORGANIZATION FOR THE ABOVE NAMED COMPANY HAVE BEEN RECEIVED IN THIS OFFICE AND HAVE BEEN FOUND TO CONFORM TO LAW.

ACCORDINGLY, THE UNDERSIGNED, AS SECRETARY OF STATE, AND BY VIRTUE OF THE AUTHORITY VESTED IN THE SECRETARY BY LAW, HEREBY ISSUES THIS CERTIFICATE OF ORGANIZATION.

ISSUANCE OF THIS CERTIFICATE OF ORGANIZATION DOES NOT AUTHORIZE THE USE OF A COMPANY NAME IN THIS STATE IN VIOLATION OF THE RIGHTS OF ANOTHER ENTITY UNDER THE FEDERAL TRADEMARK ACT OF 1946, THE TEXAS TRADEMARK LAW, THE ASSUMED BUSINESS OR PROFESSIONAL NAME ACT OR THE COMMON LAW.

DATED FEB. 2, 1999  
EFFECTIVE FEB. 2, 1999

A handwritten signature in cursive script, appearing to read "Elton Bomer".

Elton Bomer, Secretary of State

**ARTICLES OF ORGANIZATION  
OF  
CARLTON GP, LLC**

FILED  
In the Office of the  
Secretary of State of Texas  
FEB 02 1999  
Corporations Section

The undersigned, acting as the sole organizer of a limited liability company under the Texas Limited Liability Company Act (the "Act"), does hereby adopt the following Articles of Organization for CARLTON GP, LLC (the "Company"):

**ARTICLE ONE**

The name of the Company is CARLTON GP, LLC.

**ARTICLE TWO**

The Company will commence on the date these Articles are filed with the Secretary of State of Texas, and shall end on December 31, 2050.

**ARTICLE THREE**

The purpose for which the Company is organized is the transaction of any or all lawful business for which limited liability companies may be organized under the Act.

**ARTICLE FOUR**

The address of the initial registered office of the Company is 612 Brazos, Suite 201, Austin, Texas 78701, and the name of the initial registered agent of the Company at that address is C. Craig Carlton.

**ARTICLE FIVE**

The Company is to be managed by one or more managers. The number of initial managers, who shall serve as manager until the first annual meeting of members of the Company or until her successor is duly elected, shall be one. The name and address of such initial manager shall be as follows:

C. Craig Carlton  
11506 Echo Hollow  
Houston, Texas 77024

## **ARTICLE SIX**

Any action required by the Act or the Texas Business Corporation Act ("TBCA") to be taken at any annual or special meeting of members, or any action that may be taken at any annual or special meeting of members, may be taken without a meeting, without prior notice, and without a vote, if a consent or consents in writing, setting forth the action so taken, shall be signed by the holder or holders of membership interests having not less than the minimum number of votes that would be necessary to take such action at a meeting at which the holders of all membership interests entitled to vote on the action were present and voted. Prompt notice of the taking of any action by the members without a meeting by less than unanimous written consent shall be given to those members who did not consent in writing to the action.

## **ARTICLE SEVEN**

No member shall have a preemptive right to acquire any membership interests or securities of any class that may at any time be issued, sold, or offered for sale by the Company.

## **ARTICLE EIGHT**

The right of members to cumulative voting in the election of managers is expressly prohibited.

## **ARTICLE NINE**

A manager of the Company shall not be liable to the Company or its members for monetary damages for an act or omission in the manager's capacity as a manager, except that this Article Nine does not eliminate or limit the liability of a manager to the extent the manager is found liable for (i) a breach of the manager's duty of loyalty to the Company or its members; (ii) an act or omission not in good faith that constitutes a breach of duty of the manager to the Company or an act or omission that involves intentional misconduct or a knowing violation of the law; (iii) a transaction from which the manager received an improper benefit, whether or not the benefit resulted from an action taken within the scope of the manager's office; or (iv) an act or omission for which the liability of a manager is expressly provided in an applicable statute. Any repeal or amendment of this Article Nine by the members of the Company shall be prospective only and shall not adversely affect any limitation on the liability of a manager of the Company existing at the time of such repeal or amendment. In addition to the circumstances in which the manager of the Company is not liable as set forth in the preceding sentences, the manager shall not be liable to the fullest extent permitted by any provision of the statutes of Texas hereafter enacted that further limits the liability of a manager or of a director of a corporation.

## **ARTICLE TEN**

The Company shall indemnify any person who was, is, or is threatened to be made a named defendant or respondent in a proceeding (as hereinafter defined) because the person (i) is or was

a manager or officer of the Company or (ii) while a manager or officer of the Company, is or was serving at the request of the Company as a director, manager, officer, partner, venturer, proprietor, trustee, employee, agent, or similar functionary of another foreign or domestic corporation, partnership, joint venture, sole proprietorship, trust, employee benefit plan, or other enterprise, to the fullest extent that a limited liability company may grant indemnification to a manager under the Act and the TBCA, as the same exists or may hereafter be amended. Such right shall be a contract right and as such shall run to the benefit of any manager or officer who is elected and accepts the position of manager or officer of the Company or elects to continue to serve as a manager or officer of the Company while this Article Ten is in effect. Any repeal or amendment of this Article Ten shall be prospective only and shall not limit the rights of any such manager or officer or the obligations of the Company with respect to any claim arising from or related to the services of such manager or officer in any of the foregoing capacities prior to any such repeal or amendment of this Article Ten. Such right shall include the right to be paid or reimbursed by the Company for expenses incurred in defending any such proceeding in advance of its final disposition to the maximum extent permitted under the Act and the TBCA, as the same exists or may hereafter be amended. If a claim for indemnification or advancement of expenses hereunder is not paid in full by the Company within 90 days after a written claim has been received by the Company, the claimant may at any time thereafter bring suit against the Company to recover the unpaid amount of the claim, and if successful in whole or in part, the claimant shall be entitled to be paid also the expenses of prosecuting such claim. It shall be a defense to any such action that such indemnification or advancement of costs of defense are not permitted under the Act and the TBCA, but the burden of proving such defense shall be on the Company. Neither the failure of the Company (including its managers or any committee thereof, special legal counsel, or members) to have made its determination prior to the commencement of such action that indemnification of, or advancement of costs of defense to, the claimant is permissible in the circumstances nor an actual determination by the Company (including its managers or any committee thereof, special legal counsel, or members) that such indemnification or advancement is not permissible, shall be a defense to the action or create a presumption that such indemnification or advancement is not permissible. In the event of the death of any person having a right of indemnification under the foregoing provisions, such right shall inure to the benefit of his heirs, executors, administrators, and personal representatives. The rights conferred above shall not be exclusive of any other right which any person may have or hereafter acquire under any statute, regulation, resolution of members or managers, agreement, or otherwise.

The Company may additionally indemnify any person covered by the grant of mandatory indemnification contained above to such further extent as is permitted by law and may indemnify any other person to the fullest extent permitted by law.

To the extent permitted by then applicable law, the grant of mandatory indemnification to any person pursuant to this Article Ten shall extend to proceedings involving the negligence of such person.

As used herein, the term "proceeding" means any threatened, pending, or completed action, suit, or proceeding, whether civil, criminal, administrative, arbitral, or investigative,

any appeal in such an action, suit, or proceeding, and any inquiry or investigation that could lead to such an action, suit, or proceeding.

#### ARTICLE ELEVEN

The name and address of the sole organizer of the Company are as follows:

Michael L. Cook  
Jenkins & Gilchrist, P.C.  
600 Congress Avenue, Suite 2200  
Austin, Texas 78701

EXECUTED this 4th day of January, 1999.

#### SOLE ORGANIZER



Michael L. Cook

I, the undersigned organizer of CARLTON GP, LLC, a Texas limited liability company, do hereby disclaim any and all interests in said limited liability company.



Michael L. Cook

F

**C. CRAIG CARLTON**  
**Manager to the General Partnership**

**EDUCATIONAL/  
PROFESSIONAL  
ATTAINMENT:**

B.S. in Civil Engineering, May 1983  
B.A. in Business Administration, Major: Finance,  
May 1984  
University of Texas at Austin  
Letterman for U.T. Basketball

**PROFESSIONAL  
ORGANIZATIONS:**

Austin Contractors & Engineers Association

**EXPERIENCE:**

Craig Carlton has constructed many types of projects including commercial buildings, underground utilities, street and drainage improvements, pump stations and treatment plants, and large concrete structures such as TxDOT bridge projects, inland marine installations, large dams, treatment plants, lift stations and mooring facilities

In 1994, Mr. Carlton formed C. C. Carlton Construction of Austin, Inc. which specializes in public infrastructure including water, wastewater, storm sewer, gas, site work, electric, telephone cable and fiber optic installations. The company also constructs water pump stations and plants and wastewater lift stations and treatment plants, concrete structures, and commercial building (small).

Craig has been involved in construction since 1979 and has combined his engineering knowledge along with construction background to present cost effective budgets, especially on negotiated projects.

In 1999 Craig formed C. C. Carlton Industries, Ltd., which specializes in all types of public works and private civil construction.

Craig serves as **MANAGER TO THE GENERAL PARTNERSHIP** of C. C. Carlton Industries, Ltd. overseeing all administrative, financial, and field operations.

## Benjamin M. D. Lyon

3499 Ranch Rd 620 S. Austin, TX 78738

(936)-870-6325

--

lyon.benjamindavid@gmail.com

**Work Skills**

- SolidWorks
- AutoCAD
- Inventor
- Excel
- Access
- Power Point
- Proficient in verbal and written communication.
- Pricing and purchasing.
- Document Management.

**Education**      **Bachelor of Science, Mechanical Engineering - 05/2018**  
Texas A&M University; College Station, Texas

### Career History & Accomplishments

#### Director of Estimating, C. C. Carlton Industries, LTD.

*Full time: 8/2020 - Present*

- Perform complete material takeoffs from civil & site preparation plans.
- Compile and prepare labor and equipment estimate for site preparation, and wet & dry utilities estimates ranging from \$100K to \$120M.
- Generate value engineering estimates for projects with limited or yet to be defined scopes.
- Manage subcontractor and supplier quotes to ensure accurate estimates.
- Attend pre-bid meetings with customers prior to estimates and attend bid openings upon estimate completion.

#### Mechanical Estimator, Kellogg, Brown & Root

*Full time: 5/2018 – 8/2020*

- Responsible for applying advanced techniques and analysis for Conceptual and Definitive estimates ranging from \$100M to \$7B.
- Coordinated with multidisciplinary teams of estimators and worked directly with clients to produce feasibility estimates.
- Prepared factored estimates for various industrial process facilities.
- Compiled material take-offs and verify quantities against detailed drawings and equipment lists.
- Applied material pricing and unit labor hours to activities in estimate.
- Assembled back-up books and detailed qualifications to support estimates.
- Participated in estimate review meetings and any other project related meetings necessary for estimate completion.

#### Contract Design Projects: Franzenburg Centrifuge, Gulf Coast Centrifuge, Rickey Johnson Custom Putters, Lone Star Bridges

*Full time: 10/2017 - 5/2018*

- Modified centrifuge conveyor for ethanol processing plants.
- Water cooled oil bath system for high ambient temperature centrifuge locations.
- Design and calculations for Piers and abutments on large span public foot bridges.

#### Machinist, Brendon and Lawrence MFG

*Part time: 8/2016 – 6/2017, and 8/2017 – 10/2017*

- Programming and operation of CNC machining equipment for various precision machined components.
- Welding and fabrication of frames and structures for various industrial components.
- Assembly and testing of processing equipment.

#### Mechanical Engineer, Chicago Bridge and Iron

*Full time: 5/2016 - 8/2016, and 6/2017 – 8/2017*

- Extracted key data from mechanical equipment drawings and data sheets to develop a master spread sheet to support the cost estimate for Lead Mechanical Engineer.
- Assisted the population of technical bid tabulations for BOG compressors and regeneration gas compressors. The information was used to support the mechanical cost estimate for the Lead Rotating Equipment Engineer.
- Created vacuum calculation data sheet for determining the strength of pipes under external pressure.
- Reviewed submittals for the procurement of piping equipment.

#### Field Engineer, Gulf Coast Centrifuge, L.L.P.

*Full time: 10/2011 - 9/2014, Part time: 9/2014 -9/2015*

- Onsite service, troubleshooting, and in-plant maintenance.
- Field Balancing and evaluating equipment onsite in plants using portable vibration analyzers.
- Drafting Technical documents including inspection reports, assembly drawings, and procedure and safety manuals.
- Assembly, balance, and final inspection of high-speed rotating equipment.

References available upon request

# Joshua J. Bollich, PMP

299 Makaha Dr  
Bastrop, TX 78602  
[C] (512) 921-6159  
[Jobollich@yahoo.com](mailto:Jobollich@yahoo.com)

- Objective** To use my knowledge gained in my education and previous assignments for a position to help develop an efficient and profitable company.
- Education** **Texas A&M @ Corpus Christi**  
Masters of Business Administration, August 2020 GPA: 3.6
- Louisiana State University (LSU), Baton Rouge, LA**  
Bachelor of Science, Construction Management; May 2004  
GPA in Major: 3.73
- Louisiana State University at Eunice (LSU-E), Eunice, LA**  
Associate of Applied Science, Fire Science  
Concentration: Industrial Safety & Environmental Technology  
Associate of Business Management GPA: 3.58 Dec 2000
- Experience** **Project Manager** February 2022 - Present  
C. C. Carlton Industries, LTD (Austin, TX)
- Sr. Project Manager** Dec 2017 – February 2022  
Lower Colorado River Authority Transmission Services (Austin, TX)
- Responsible for the completion of assigned transmission line, substation, facilities, parks, irrigation, and river operation projects from LCRA Planning Dept with cumulative values exceeding \$93M in any given year.
  - Refines scope, schedule and budget of each project and makes sure that all changes are documented and projects are complete on time and within charter requirements
  - Provides leadership and direction to project teams
  - Represents the PMO positively and with professionalism
  - Communicates with stakeholders, sponsors, and all levels of management and ensures accurate and timely dissemination of information
  - Maintains awareness of project and portfolio issues and responds to management, stakeholders', and sponsors' needs and concerns
  - Minimizes project exposure to risks by identifying and managing project risks; creating, implementing, and tracking mitigation and contingency strategies
  - Develops and monitors the project budget and schedules using P6
  - Acts as primary contact for management, stakeholders and for project team members
- Project Manager** April 2017-Dec 2017  
Yates Construction (Formosa Plastics Expansion, Port Lavaca, TX)
- Provide all aspects of management on (3) separate civil projects onsite simultaneously which included: budgeting, staffing, risk management, planning, forecasting, etc.

- **Managed over 200 employees (craft, supervision, clerical, QC, safety) to ensure that each employee went home safely each shift.**

**Project Manager** **May 2016 – March 2017**  
**Flatiron Construction (US 84 Brown County Railroad Bridge Replacement, \$8.5M**  
**SH 6 Emergency Roadway Repair, Cisco, TX \$3.5M)**

- Provide all aspects of management on (2) TxDOT projects simultaneously which included: budgeting, staffing, risk management, planning, forecasting, etc.

**Construction Engineer** **August 2015 – May 2016**  
**Flatiron Construction (Harbor Bridge Project, Corpus Christi, TX)**

- \$802M design/build project for TxDOT, replacing the existing Harbor Bridge over the Port of Corpus Christi Ship Channel with a concrete segmental precast bridge/structure.
- Oversee all field discipline engineers assigned to the Approach Viaduct structure.
- Track resources, cost, scheduling, forecasting for all activities.
- Oversee Right of Way acquisition thru a dedicated subcontractor

**Project Delivery Manager/Construction Manager** **April 2014 – August 2015**  
**CH2M Hill (Mopac Improvement Project, Austin Texas)**

- \$174 million design/build project for the Central Texas Regional Mobility Authority, building one Express Tolling Lane in each direction. It includes 22 miles of highway construction/widening, 14 bridge widenings, approximately seven miles of sound walls in 19 locations, 4 drainage tunneling, and two under-crossings.
- Managed 4 miles of resources needed of both labor (approximately 30), equipment, and subcontractors. Developed and updated schedules. Tracked and adjusted unit rates on budgets in order to track efficiency.

**Sr Construction Manager** **January 2011 to April 2014**

**Sigma Consulting partnering with CH2M HILL (Baton Rouge Dept of Public Works) (Baton Rouge Sanitary Sewer Overflow Program \$1.3 billion)**

- Work in conjunction with the Capacity Project Manager with overall management and oversight of all capacity/pump station projects for the SSO Program. Develop chartering sessions and work plans for major issues established for each project with the Project Manager.
- Perform constructability reviews with design managers and design engineers on all upcoming capacity/pump station projects in preparation of advertisement for bid.
- Aid Construction Managers, in a leadership position, in day to day issues on all existing Capacity/Pump Station projects.
- Act as Construction Manager on (2) Sewer Capacity Projects, (1) Pump Station Project, & (1) Sewer Rehabilitation Project.

**Construction Coordinator** **April 2009 to January 2011**  
**Austin Bridge & Road (TxDOT US 59/ I30 Interchange Texarkana, Texas \$159 mil)**

- Coordinate job tasks between 9 subcontractors, owner, and other internal personnel
- Direct supervision of drainage activities including calculations of flowlines, percent of fall, quantity takeoffs, procurement, and resolution of plan conflicts.
- Update scheduled activities/delays using Primavera P6
- Track production cost and quantities with internal software
- Communicate with owner in the form of RFI's, submittals, and meetings
- Oversee 65 million dollars of budget as Roadway and Subcontract Coordinator which include Concrete Paving, Asphalt Paving, Structural Concrete, and associated dirtwork.

**Skills**

**Construction:** Estimating, Scheduling, Construction Methods, CAD, Safety Management, Environmental Regulations, and Hazardous Materials

**Computer:** Microsoft Office, Microsoft Project, P6, Prolog, Construction Online

**Javier Amador**  
**Utility Superintendent**

**EXPERIENCE:**

- |           |  |
|-----------|--|
| 2002-Pres | C.C. Carlton Industries, Ltd.<br>Utility Superintendent in charge of multiple utility crews. Duties include Day to day utilization of labor, equipment and materials on project sites. |
| 1987-2002 | Copper Excavation<br>Foreman for all types of construction including excavation, grading and underground utilities.  |

Javier joined C. C. Carlton Industries, Ltd. in 2002 as a utility foreman. In 2003 he was promoted to the position of Utility Superintendent in which he oversees wet and dry utility crews.

Joe Luis Carvajal  
16100 Henderson Pass  
San Antonio, TX 78232  
Day Phone: 210-368-6136  
Email: cshojoey@gmail.com

## WORK EXPERIENCE

C.C. Carlton Industries Ltd. (Utilities Underground Construction)  
12/2019 - Present

Director of Safety

Senior Safety Manager In-Charge of the Tesla – Giga Texas project.  
02/2021 - Present

Inspect utility construction areas for unsafe structures, equipment, and working conditions. Selected and/or developed safety practices for site specific locations involving extraction, and production methods, based on factors safety characteristics. Prepared schedules, reports, and estimates of personal protective equipment that involved in developing and operating of underground utility production. Monitored underground production activity, incident and injury rates to assess operational safety effectiveness. Supervised, trained, and evaluated technicians, technologists, safety survey personnel, and laborers. Examined maps, engineering schematics to determine the location, size, accessibility, and potential hazard exposures. Prepared technical safety inspection reports for internal use. Inspected facilities or sites to determine if they meet specifications or standards. Advised and counseled others on health and safety issues. Investigated safety of work environment to determine safety operational methods and practices. Counseled in the selection of safety tools, equipment, or technologies for use in operations or projects. Coordinated in safety or regulatory compliance activities. Monitored the safety productivity and/or efficiency of industrial operations. Investigated safety of work environment. Researched product safety. Advised production, equipment and field departments on health and safety issues. Instructed safety courses concentrating in safety standards and/or environmental compliance methods while update technical knowledge as per industry standards. Documented and maintained operational safety systems.

Cash Construction Company (Civil Engineering Construction)  
5/2018 – 11/2019

Safety Department Manager

Directed and conducted the review, evaluation, and analyzed work environments and design programs and procedures to control, eliminate, and prevent disease or injury caused by chemical, physical, and biological agents or ergonomic factors. In charge of coordinating and conducting inspections and enforced adherence to laws and regulations governing the health and safety of individuals. Promoted worksite or product safety by applying knowledge of industrial processes, mechanics, chemistry, and industrial health and safety laws. Including, but not limited to, the

implementation of industrial safety products to be used in site specific work sites. Using relevant information and individual judgment to determine whether events or processes comply with laws, regulations, or standards.

Fresh From Texas (Produce Manufacturing)  
5/2017 – 5/2018

#### Corporate Safety Manager

As Safety Manager I oversaw the corporate safety department I helped the company to realize risks and to prevent them from coming to realization by taking objective evaluations of the various departments within the company to make sure that employees are adhering to safety standards. I have generated a site-specific corporate safety policy and enforce it by pursuing the continuous process of hazard recognition and implementing changes to minimize safety risks for all company employees. I directed a proactive safety and environmental program by implementing improvement of the quality of safety and environmental management processes following established regulations, policies, standards, and practices. I ensure compliance and enforcement with all safety and environmental programs through education, training, and providing support to operations in the development and execution of consistent safety and environmental management programs. I also direct on-site accident investigation programs, I have developed accident trend analysis, as well as, developed programs for improving specific departmental safety performance.

U.S. Department of Labor/OSHA  
5/2003 – 4/2017

#### Compliance Safety and Health Officer

I perform work that involves hazardous work processes and materials and unsafe environmental conditions affecting employee safety and health. I conduct inspections of work sites as required in the enforcement of the Occupational Safety and Health Administration's program and prepare comprehensive technical reports of inspection findings. At full performance, assist in the on-the-job training of lower-grade compliance officers and serves as leader of special investigations or inspection teams. Provide expert testimony in legal cases and provide guidance to regional attorneys, as required. Provide technical assistance in the explanation of regulatory provisions, citations, assessment of penalties, contesting citations and abating violations. Respond to questions from the public on occupational safety and health, OSHA standards, and technical matters. I also represent OSHA before employer/employee meetings, conferences, trade and labor organizations. I managed safety and occupational health program elements. I developed and recommended safety and occupational health policy to higher levels of management. Apply safety and occupational health laws, regulations, principles, theories, practices, and procedures to advised on or resolved technical matters dealing with occupational safety and health requirements. I developed safety and occupational health standards, regulations, practices, and procedures to eliminate or control potential hazards. I developed and implemented programs to reduce the frequency, severity, and cost of accidents and occupational illnesses. I analyze and evaluate new and existing jobs, processes, products, or other systems to determine the existence, severity, probability, and outcome of hazards. I design or modify workplaces, processes,

products, or other systems to control or eliminate hazards. I inspect and survey workplaces, processes, products, or other systems for compliance with established safety and occupational health policies or standards and to identify potential new hazards.

United States Air Force  
2/1994 - 6/2003

San Antonio, Lackland A.F.B. US

Occupational Safety Health Inspector/Instructor

In the U.S. Air Force, I performed the duties of a Squadron /Unit Environmental Compliance Inspector. These duties took place in a military aviation environment at Dover Air Force Base Delaware, 436th Equipment Maintenance Squadron. Working on C-5 (Cargo) Galaxy aircraft. Within this position my duties entailed the following: Observing, receiving, and otherwise obtaining information from all relevant sources. Evaluating Information to Determine Compliance with Standards, while using relevant information and individual judgment to determine whether events or processes comply with laws, regulations, or standards. I inspected equipment, structures, or materials to identify the cause of errors or other problems or defects. I identified the underlying principles, reasons, or facts of information by breaking down information or data into separate parts or sections; by categorizing, estimating, recognizing differences or similarities, and detecting changes in circumstances or events. Collaborated with engineers and physicians to institute control and remedial measures for hazardous and potentially hazardous conditions or equipment. Collected samples of dust, gases, vapors, and other potentially toxic materials for analysis. Collected samples of hazardous materials, and/or arrange for sample collection. Conducted audits at hazardous waste sites or industrial sites and participate in hazardous waste site investigations. Conducted safety training and education programs and demonstrated the use of safety equipment. Coordinated "right-to-know" programs regarding hazardous chemicals and other substances. Developed and maintained hygiene programs such as noise surveys, continuous atmosphere monitoring, ventilation surveys, and asbestos management plans. Developed and maintain medical monitoring programs for employees. Inspected and evaluate workplace environments, equipment, and practices, in order to ensure compliance with safety standards and government regulations. Inspected specified areas to ensure the presence of fire prevention equipment, safety equipment, and first-aid supplies. Instructor/Coordinator for the base "train the trainer" program concentrating in the bio-environmental field and the self-awareness occupational safety and health air education program.

## EDUCATION

University of Phoenix

San Antonio, TX US

Master's Degree – 04/2017

Major: Business Administration

Wayland Baptist University

San Antonio, TX US

Bachelor's Degree - 8/2006

Major: Occupational Education

Minor: Aviation Maintenance Technology

**Relevant Coursework, Licensures and Certifications:**

The Bachelor of Science in Occupational Education (B.S.O.E.) is an inverted degree program which allows individuals to apply a vocational/technical field (i.e., courses, training, or work experience) as credit toward an applied associate degree and, in turn, to apply the associate's degree toward a B.S.O.E. degree. Students in this degree program desire to enhance their knowledge, analytical abilities and critical thinking skills for upward mobility in their field. The B.S.O.E. exists to provide a seamless transition from technical fields to an appropriate baccalaureate program while enhancing the liberal arts component of the student's education. The B.S.O.E. degree is designed for individuals who have completed occupational/technical degrees and certificates at community, vocational, and technical colleges and schools; individuals who have completed occupational/vocational training in U. S. Armed Services Schools, the workplace, and career training centers; occupational and technical faculty at regional and local public schools; and individuals who have received several years of on-the-job training. The Bachelor of Science in Occupational Education (B.S.O.E) degree is a minimum 124-semester hour program. A minimum of 36 semester hours must be in upper-division (junior/senior level) credit. Major fields of study included in the degree have specific upper division requirements. The student may select from seven majors which combine non-traditional credit with a traditional liberal arts background. Majors include business administration, human services, justice administration, management, religion, occupational education, and career and technology education. Each major consists of 36 semester hours of which 18 must be in upper-division credit. The degree also requires a 24-semester hour professional development block designed to provide academic depth or breadth to the major and to provide substantive developmental knowledge.

**JOB RELATED TRAINING**

The following courses were taken while in the military and recertified on a yearly basis between 1994 through 2003:

Occupational Safety and Health	Bloodborne Pathogens
Transportation Safety	Chemical & Electrical Safety
Construction Safety	Environment, Safety, & Health at Work
Environmental Compliance	Ergonomics
Human Resources	Hazardous Materials Transportation

Mechanical & Physical Safety

(Non)Bio-Chemical/(Non)Nuclear Warfare  
Safety

## JOB RELATED TRAINING

The following courses were taken during my tenure with the Department of Labor and are established courses from the OSHA Training Institute (OTI).

Construction Standards	Investigative Interviewing Techniques
Fall Protection in Residential Construction	Inspection Techniques and Legal Aspects
Cranes in Construction	Misclassification of Workers and Advanced Legal Aspects for OSHA Managers
Significant Cases: Lead-Based Paint in Bridge Demolition	OSHA Recordkeeping for Compliance Officers
Introduction to On-site Consultation	Evaluation of Safety and Health Management Systems
Permit-Required Confined Space Entry	Safety and Health for Oil and Gas Well Operations
Heating, Ventilating, and Air Conditioning (HVAC) Systems	Overview: Working with State Plans
Excavation, Trenching and Soil Mechanics	State Plan Changes
Tunneling and Underground Operations	Stepping up OSHA Customer Service
Concrete, Forms, and Shoring	Corporate Wide Settlement Agreement
Principles of Scaffolding	CSHO Safety in Roadway and Highway Construction Work Zones
Fall Arrest Systems	Introduction to Safety Standards for Safety Officers
Tower Safety	Health Hazard Awareness for Safety Officers
Steel Erection	Introduction to Industrial Hygiene for Safety Personnel
Demolition	Introduction to OSHA Legal Aspects
Trainer Course in OSHA Standards for Construction	Investigative Interviewing Techniques
Occupational Safety and Health Standards for Construction	Consultation Systems Assessment Training
Initial Compliance	
Accident Investigation	

Basic Whistleblower Investigations - 11(c)  
OSHA Overview for National Office Personnel  
Basic Whistleblower Investigations - Federal Statutes  
Analytical Laboratory Orientation for State Consultants  
Effective Written Communication  
State Plan Monitoring  
OSHA Recordkeeping for Compliance Officers  
Hazardous Materials  
Machinery and Machine Guarding Standards  
Longshoring and Marine Terminal Processes and Standards  
Fire Protection and Life Safety  
Cranes and Materials Handling for General Industry  
Shipyard Employment  
Industrial Noise  
Principles of Industrial Ventilation  
Respiratory Protection  
Industrial Toxicology  
Laboratory Safety and Health  
Ergonomics Applied to MSDs and Nerve Disorders  
Indoor Air Quality  
Biohazards  
Expanded Health Standards  
Consultation Systems Assessment Training: Train-the-Trainer

Evaluation of Safety and Health Management Systems  
Introduction to Ionizing Radiation Protection at Department of Energy Facilities  
Safety and Health for Oil and Gas Well Operations  
Power Press Guarding  
Safety and Health for Grain Handling Operations  
Safety and Health in Sawmill and Logging Operations  
Electrical Standards  
Applied Spray Finishing and Coating Principles  
FAA Air Traffic Control Towers (ATCTs) Monitoring Procedures  
Applied Welding Principles  
Health Hazards in Construction Industry for Safety Personnel  
Safety and Health in the Chemical Processing Industries  
EPA's Health and Safety - 40 Hr (HAZWOPER)  
Combustible Dust Hazards and Controls  
Health Care  
OSHA Instrumentation  
Enhanced 40-Hour Health and Safety Course for CSHOs  
Hazard Analysis in the Chemical Processing Industries  
Advanced Process Safety Management  
Criminal Investigation Training Program  
Advanced PSM in the Chemical Industries

Orientation to Wild land Fires for CSHOs  
OSHA Technical Assistance for Emergencies  
Trainer Course in OSHA Standards for General Industry  
Update for Construction Industry Outreach Trainers  
Occupational Safety and Health Course for Other Federal Agencies  
Incident Command Systems I-200  
Incident Command Systems I-300  
Management Accountability Program - Field Audit Training Seminar

Emergency Preparedness Refresher Training  
Hazard Communication Final Rule - Hazard Communication Coordinator Training  
Hearing Conservation  
Workplace Violence  
Distracted Driving  
Pandemic Influenza Planning Seminar  
Electrical Seminar  
Negotiation Skills Training  
Safety and Health Technical Exchange

## LANGUAGES

Italian

Spoken:  
Intermediate  
Written:  
Intermediate  
Read:  
Intermediate

Portuguese

Spoken:  
Intermediate  
Written:  
Intermediate  
Read:  
Intermediate

Spanish

Spoken:  
Advanced  
Written:

Advanced  
Read:  
Advanced

G

Injury Tracking Application  
User: Joe | LOUIS

### View Establishment

On 4/13/2022 at 4:19:44 PM, you successfully submitted this establishment to OSHA.

An email confirmation will be sent shortly.

#### Establishment Details: C.C. Carlton Industries

ID: 749991      NAICS: 237110  
EIN: 74300903      Size: 250+ employees  
Company:      Government:  
Address: 16081 TK-35,      OSHA Status Submitted  
Liberty Hill, TX, 79642

#### OSHA Submission Progress

- 1. Create an Establishment
- 2. Add OSHA Summary Data
- 3. Submit Data to OSHA
- 4. Review Confirmation Email

#### Summary for Filing Year 2021 [View Submission](#)

2021

##### Employee Information

Annual average number of employees: 367  
Total hours worked by all employees last year: 657748

##### Number Of Cases

###### TOTAL NUMBER OF:

Deaths (G)	Cases with days away from work (H)	Cases with job transfer or restriction (I)	Other recordable cases (J)
0	2	60	0

##### Number Of Days

###### TOTAL NUMBER OF:

Days away from work (K)	Days of job transfer or restriction (L)
176	0

##### Injury And Illness Types

###### TOTAL NUMBER OF:

Injuries (M1)	Poisonings (M4)
2	0
Skin disorders (M2)	Hearing loss (M3)
0	0
Respiratory conditions (M5)	All other illnesses (M6)
0	0

##### Illness & Injury Rates

Total Case Incidence Rate (TCIR): 0.4  
Days Away Restrictions and Transfers (DART): 0.4

*Joe*  
PRESIDENT  
6/10/22

Injury Tracking Application

User: JOEY.L@CIPMUT  
View Establishment

2020 Reporting &

 On 1/14/2021 at 3:51:52 PM, you successfully submitted this establishment to OSHA.

An email confirmation will be sent shortly.

### Establishment Details: C C Carlton Industries

ID: 129931

EIN:

Company: C C Carlton Industries

Address: 2620 Brushy Creek Loop Building A,

Cedar Park, TX, 78613

NAICS: 237110

Size: 250+ employees

Government:

300A Status: Submitted

#### 300A Submission Progress

- 1. Create an Establishment
- 2. Add 300A Summary Data
- 3. Submit Data to OSHA
- 4. Review Confirmation Email

Employee Information

# Summary for Filing Year 2020 [View Submission](#)

2020 ▾

Annual average number of employees: 313

Total hours worked by all employees last year: 766549

Number Of Cases

**TOTAL NUMBER OF:**

Deaths (G)

0

Cases with days away from work (H)

1

Cases with job transfer or restriction (I)

1

Other recordable cases (J)

0

Number Of Days

**TOTAL NUMBER OF:**

Days away from work (K)

6

Days of job transfer or restriction (L)

149

Injury And Illness Types

**TOTAL NUMBER OF:**

**Injuries (M1)**

2

**Skin disorders (M2)**

0

**Respiratory conditions (M3)**

0

**Poisonings (M4)**

0

**Hearing loss (M5)**

0

**All other illnesses (M6)**

0

**Illness & Injury Rates**

**Total Case Incidence Rate (TCR): 0.5**

**Days Away Restrictions and Transfers (DART): 0.5**

**Injury Tracking Application**

User: jcw: Logout

[View Establishment](#)

 **On 1/13/2020 at 10:42:17 AM, you successfully submitted this establishment to OSHA.**

An email confirmation will be sent shortly.

**Establishment Details:  
C C Carlton Industries**

**ID:** 129931

**EIN:**

**Company:** C C Carlton Industries

**Address:** 2620 Brushy Creek Loop Building A,  
Cedar Park, TX, 78613

**NAICS:** 237110

**Size:** 250+ employees

**Government:**

**300A Status:** Submitted

**300A Submission Progress**

- 1. Create an Establishment
- 2. Add 300A Summary Data
- 3. Submit Data to OSHA
- 4. Review Confirmation Email

**Summary for Filing Year 2019** [View Submission](#)

2019 ▼

**Employee Information**

**Annual average number of employees:** 294

**Total hours worked by all employees last year:** 686536

**Number Of Cases**

**TOTAL NUMBER OF:**

**Deaths (G)**

0

**Cases with days away from work (H)**

1

**Cases with job transfer or restriction (I)**

0

**Other recordable cases (J)**

0

**Number Of Days**

**TOTAL NUMBER OF:**

**Days away from work (K)**

4

**Days of job transfer or restriction (L)**

0

**Injury And Illness Types**

**TOTAL NUMBER OF:**

**Injuries (M1)**

1

**Poisonings (M4)**

0

**Skin disorders (M2)**

0

**Hearing loss (M5)**

0

**Respiratory conditions (M3)**

0

**All other illnesses (M6)**

0

**Illness & Injury Rates**

**Total Case Incidence Rate (TCR): 0.3 ②**

**Days Away Restrictions and Transfers (DART): 0.3 ②**

### Injury Tracking Application

User: Joey | [Logout](#)

[View Establishment](#)



**On 1/3/2019 at 12:25:25 PM, you successfully submitted this establishment to OSHA.**

An email confirmation will be sent shortly.

### Establishment Details: **C C Carlton Industries**

**ID:** 129931

**Company:** C C Carlton Industries

**Address:** 6207 Bee Cave Road #320,  
Austin, TX, 78746

**NAICS:** 237110

**Size:** 250+ employees

**Government:**

**300A Status:** Submitted

#### 300A Submission Progress

- 1. Create an Establishment
- 2. Add 300A Summary Data
- 3. Submit Data to OSHA
- 4. Review Confirmation Email

Summary for Filing Year 2018 [View Submission](#)

2018 ▼

Employee Information

**Annual average number of employees: 253**

**Total hours worked by all employees last year: 616485**

Number Of Cases

**TOTAL NUMBER OF:**

**Deaths (G)**

0

**Cases with days away from work (H)**

3

**Cases with job transfer or restriction (I)**

0

**Other recordable cases (J)**

2

Number Of Days

**TOTAL NUMBER OF:**

**Days away from work (K)**

86

**Days of job transfer or restriction (L)**

0

Injury And Illness Types

**TOTAL NUMBER OF:**

**Injuries (M1)**

5

**Skin disorders (M2)**

**Poisonings (M4)**

0

**Hearing loss (M5)**

0	0
<b>Respiratory conditions (M3)</b>	<b>All other illnesses (M6)</b>
0	0

### Illness & Injury Rates

**Total Case Incidence Rate (TCR): 1.6**

**Days Away Restrictions and Transfers (DART): 0.9**

# OSHA's Form 300A (Rev. 01/2004)

## Summary of Work-Related Injuries and Illnesses

Year 2017  
 U.S. Department of Labor  
 Occupational Safety and Health Administration  
 Form approved OSHA 309-108-910

All establishments covered by Part 1904 must complete this Summary page, even if no work-related injuries or illnesses occurred during the year. Return this to review the Log to verify that the entries are complete and accurate before completing this summary. Using the Log, count the individual entries you made for each category. Then write the totals below, making sure you've added the entries from every page of the Log. If you had no cases, write "0".  
 Employers, former employees, and their representatives have the right to review the OSHA Form 300 in its entirety. They also have limited access to the OSHA Form 300 or its equivalent. See 29 CFR Part 1904.35, in OSHA's recordkeeping rule, for further details on the access provisions for these forms.

Number of Cases			
Total number of deaths	Total number of cases with days away from work	Total number of cases with job transfer or restriction	Total number of other recordable cases
0	3	0	10
(a)	(b)	(c)	(d)

Number of Days	
Total number of days away from work	Total number of days of job transfer or restriction
153	1
(e)	(f)

Injury and Illness Types			
Total number of... (b)	(1) Injuries	(4) Poisonings	(5) Hearing loss
13	0	0	0
(2) Skin disorders	(3) Respiratory conditions	(6) All other illnesses	
0	0	0	

Post this Summary page from February 1 to April 30 of the year following the year covered by the form.  
 Note regarding third party collection of information: In order to receive the information, you must make the data available and complete the necessary forms. Information not provided to the collection of information system is being a company, you will be liable for any other reports or this data collection, contact U.S. Department of Labor, OSHA Office of Statistical Analysis, Room 1820, 200 Constitution Avenue, NW, Washington, DC 20210. Do not send the completed form to this office.

**Establishment Information**  
 Year establishment opened CCCAE 1400 Industries  
 Street 1207 Beech Ave Rd. #320  
 City Austin State TX ZIP 78746

Industry description (e.g., Manufacturer of motor truck trailers)  
Truck Trailers  
 Standard Industrial Classification (SIC), if known (e.g., 3715)  
1623  
 OR  
 North American Industrial Classification (NAICS), if known (e.g., 366212)  
237110

Employment information (If you don't have these figures, see the Worksheet on the back of this page to estimate.)  
 Annual average number of employees 210  
 Total hours worked by all employees last year 513,093

Sign here  
 Knowingly falsifying this document may result in a fine.

I certify that I have examined this document and that to the best of my knowledge the entries are true, accurate, and complete.  
JOSE SCHWAB SAFETY DIRECTOR  
512-784-1107 01/27/2018



1405 East Riverside Drive  
Austin, Texas 78741

toll free 800.365.6065  
phone 512.447.7773  
fax 512.440.0989

November 11, 2021

To Whom It May Concern:

This is to confirm that Time Insurance Agency, Inc. is the agent of record on the Workers Compensation coverage for CC Carlton Industries, Ltd.

**LOSS SUMMARY WORKSHEET**

<b>Policy Term</b>	<b>EMR</b>
21/22	.76
20/21	.84
19/20	.85
18/19	.63
17/18	.78

Should you have any questions, please don't hesitate to reach out to me directly.

Michelle Schuler  
(512) 637-9722  
mschuler@timeinsurance.com

Regards,

*Michelle Schuler*

I

<b>REFERENCES:</b>		
<b>Contact:</b>	<b>Phone #:</b>	<b>Jobs:</b>
Nate Murdock	(913) 216-4687	Whisper Valley Phases 2, 3 & 4 - \$23.8M
Brad Garner	(737) 781-8418	Travisso Phase 3 Sections 1, 3, 4, 6, & 8, Phase 4 Sections 4 & 5, and Phase 5 Section 1 - \$54.4M
Ryan Sales	(512) 649-6909	Switch Round Rock - \$23.3M+
Matt Matthews	(713) 828-9950	Homestead Units 5-9, 18 & CU 13 & 14 - \$20.5M Headwaters Phases 2, 3, 4-1, 4-2, 4-3, 4-4, 5-1, 5-2, and 6 - \$37.25M
Trey Marsh	(210) 849-1447	Park Village - \$10.3M
Bradley Bechtol	(512) 293-0203	Crossvine 3AU1 - \$10.3M

# CERTIFICATE OF INTERESTED PARTIES

FORM 1295

1 of 1

Complete Nos. 1 - 4 and 6 if there are interested parties.  
Complete Nos. 1, 2, 3, 5, and 6 if there are no interested parties.

## OFFICE USE ONLY CERTIFICATION OF FILING

Certificate Number:  
2023-986385

Date Filed:  
02/22/2023

Date Acknowledged:

**1 Name of business entity filing form, and the city, state and country of the business entity's place of business.**

C.C. Carlton Industries, LTD  
Austin, TX United States

**2 Name of governmental entity or state agency that is a party to the contract for which the form is being filed.**

City of Schertz

**3 Provide the identification number used by the governmental entity or state agency to track or identify the contract, and provide a description of the services, goods, or other property to be provided under the contract.**

2023-004  
FM 2252 TXDOT Utility Adjustment Watermain Relocation

4 Name of Interested Party	City, State, Country (place of business)	Nature of interest (check applicable)	
		Controlling	Intermediary
Carlton, C. Craig	Austin, TX United States	X	

5 Check only if there is NO Interested Party.

**6 UNSWORN DECLARATION**

My name is Jung George, and my date of birth is May 13, 1975.

My address is 3102 Bee Caves Rd, Ste. 200 Austin TX 78746 USA.  
(street) (city) (state) (zip code) (country)

I declare under penalty of perjury that the foregoing is true and correct.

Executed in Travis County, State of Texas, on the 22<sup>nd</sup> day of February 2023.  
(month) (year)

\_\_\_\_\_  
Signature of authorized agent of contracting business entity  
(Declarant)

**PROHIBITION ON CONTRACTS WITH COMPANIES BOYCOTTING ISRAEL**


Texas Government Code Chapter 2270 applies to the award of government contract to companies that boycott Israel. Section 2270.02 provides that:

“A governmental entity may not enter into a contract with a company for goods or services unless the contract contains a written verification from the company that it:

- (1) does not boycott Israel; and
- (2) will not boycott Israel during the term of the contract.”

Offeror certifies that it does not boycott Israel and will not boycott Israel during the term of the Contract should it be awarded to the Offeror.

Contractor Name: C.C. Carlton Industries, LTD  
*(typed or printed)*

By:   
*(signature -- attach evidence of authority to sign)*

Name: Jay George  
*(typed or printed)*

Title: V.P. of Estimating  
*(typed or printed)*

Business address: 3102 Bee Caves Rd., Ste. 200, Austin, Texas 78746

Phone: 512-476-4282 Email: jgeorge@cccarterton.com, estimating@cccarterton.com

**END OF SECTION**

+

