

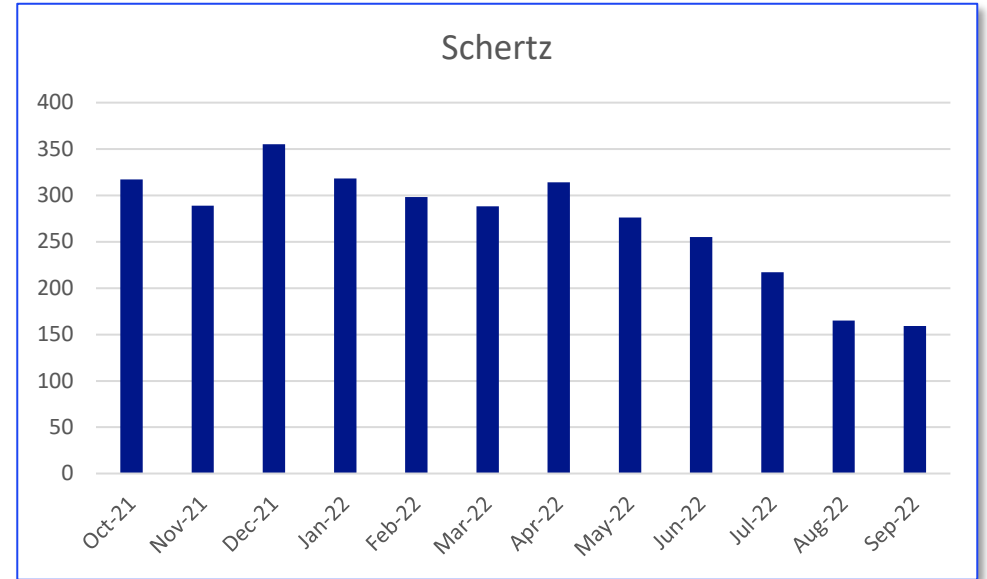
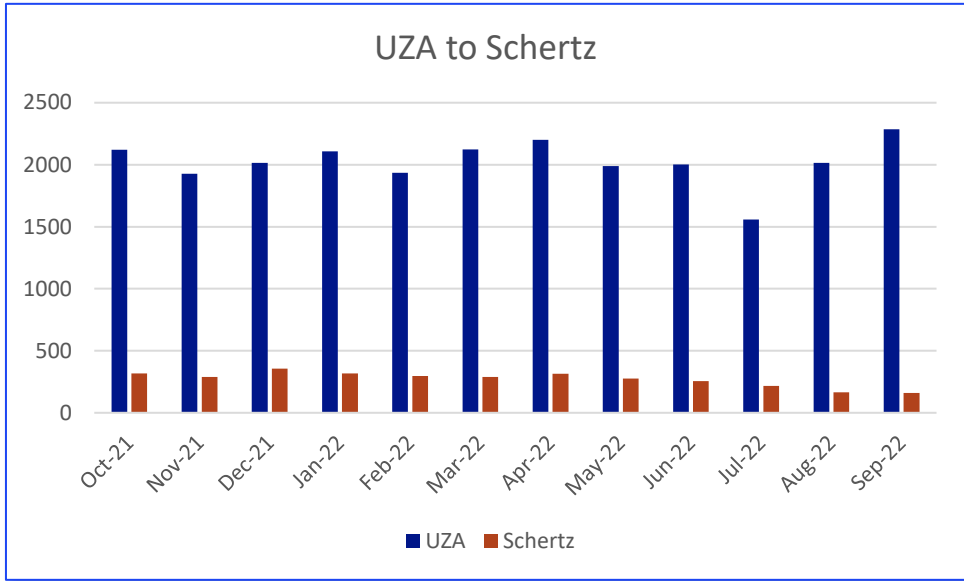


Alamo Area Council
of Governments



Schertz UZA Data

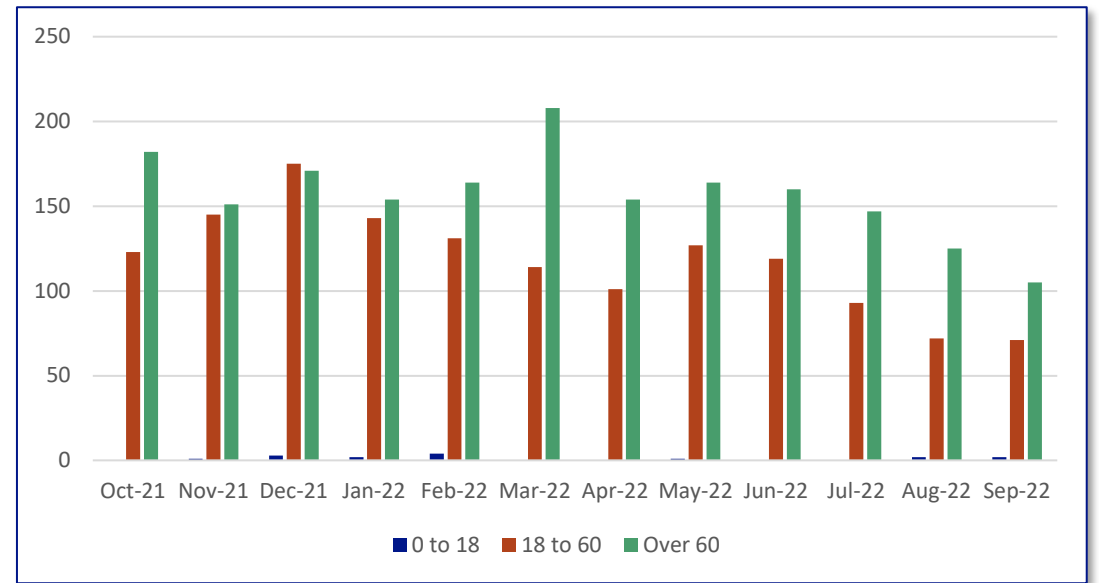
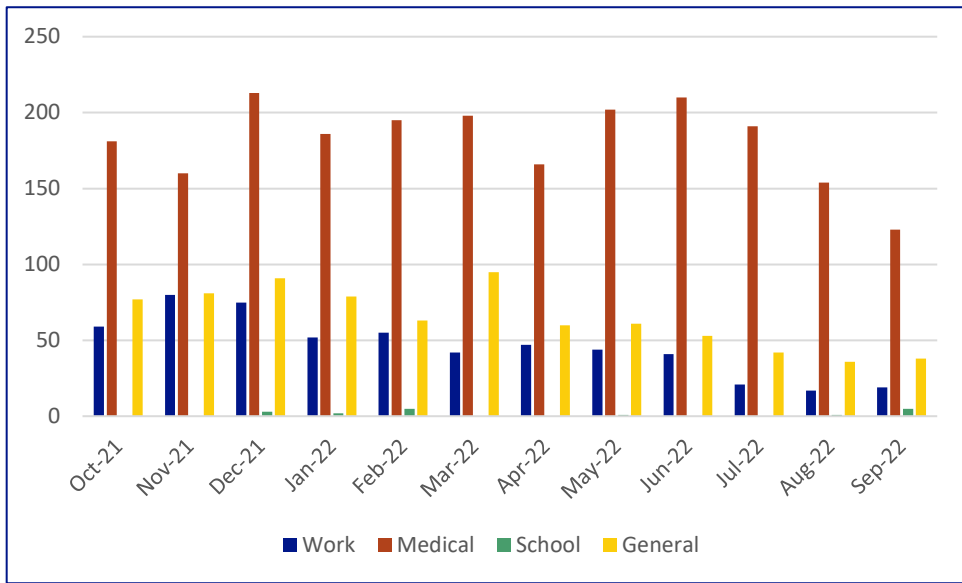
Oct 2021 to Sept 2022



	Oct - 21	Nov - 21	Dec - 21	Jan - 22	Feb - 22	Mar - 22	Apr - 22	May - 22	Jun - 22	Jul - 22	Aug - 22	Sep - 22
Total Art	10,291	9,570	9,929	9,096	9,007	11,364	10,504	10,976	11,155	9,695	11,090	12,012
Schertz	317	289	355	318	298	288	314	276	255	217	165	159

Trips – FY 2022



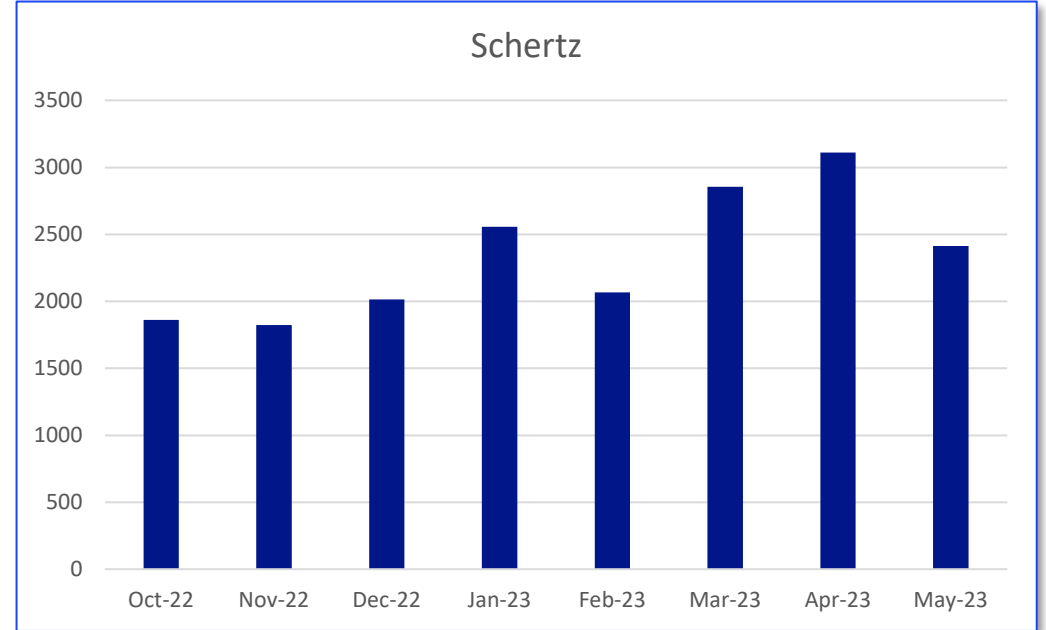
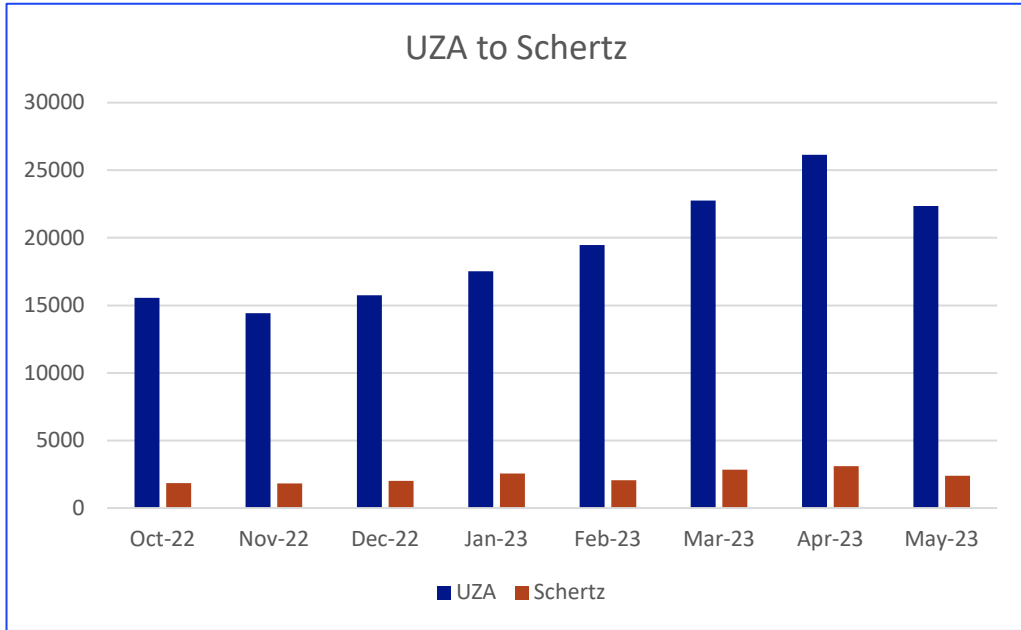


	Oct-21	Nov-21	Dec-21	Jan-22	Feb-22	Mar-22	Apr-22	May-22	Jun-22	Jul-22	Aug-22	Sep-22
Work	59	80	75	52	55	42	47	44	41	21	17	19
Medical	181	160	213	186	195	198	166	202	210	191	154	123
General	81	81	91	79	63	95	60	61	53	42	36	38
School	0	0	3	2	5	0	0	1	0	0	1	5

AGE	Oct-21	Nov-21	Dec-21	Jan-22	Feb-22	Mar-22	Apr-22	May-22	Jun-22	Jul-22	Aug-22	Sep-22
0 to 18	0	1	3	2	4	0	0	1	0	0	2	2
18 to 60	123	145	175	143	131	114	101	127	119	93	72	71
Over 60	182	151	171	154	164	208	154	164	160	147	125	105

Trip Purpose and Age Demographic

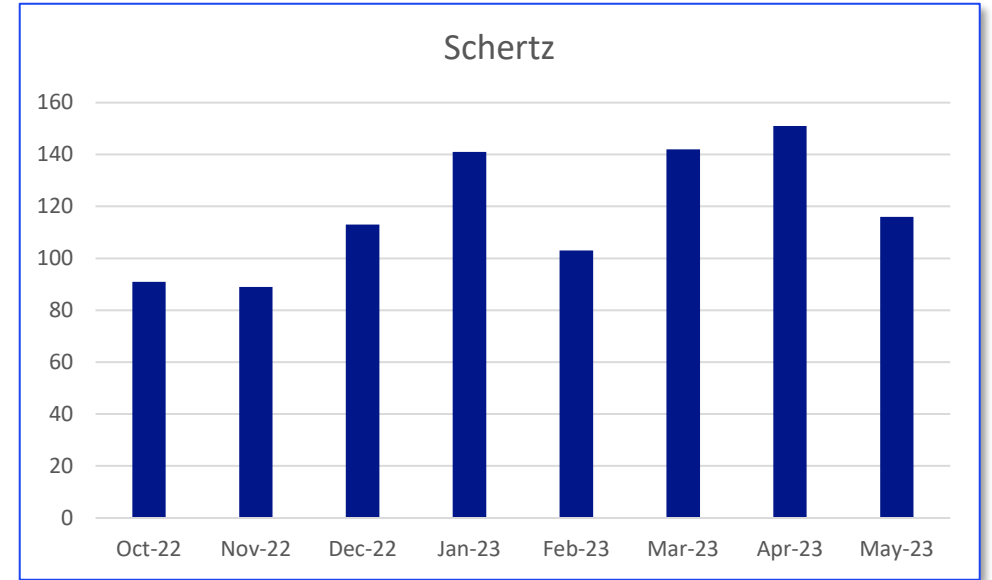
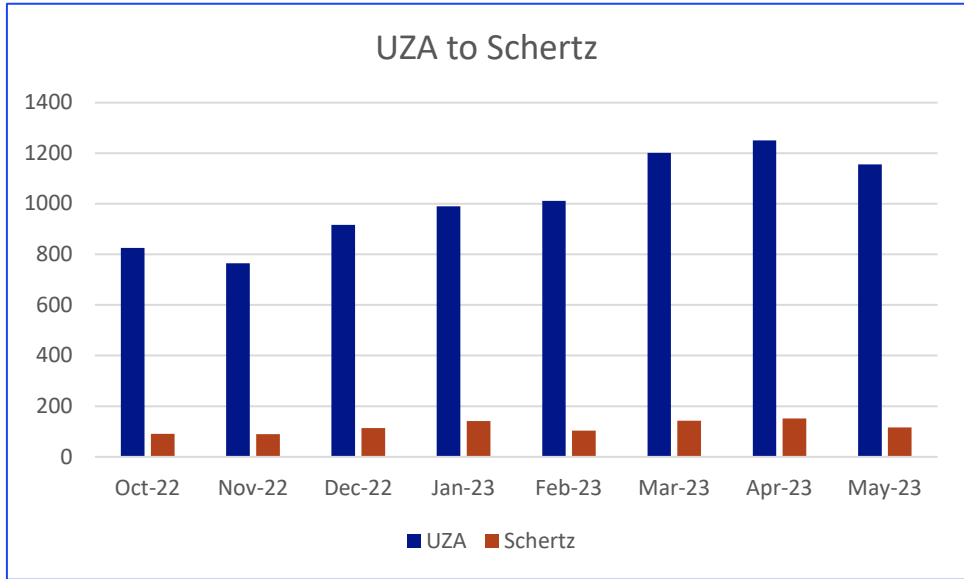




	Oct - 21	Nov - 21	Dec - 21	Jan - 22	Feb - 22	Mar - 22	Apr - 22	May - 22	Jun - 22	Jul - 22	Aug - 22	Sep - 22
Schertz	3,355	2,822	3,486	3,419	2,988	3,014	3,233	3,175	3,556	2,577	2,080	1,902

Revenue Miles Traveled FY 2022





	Oct - 21	Nov - 21	Dec - 21	Jan - 22	Feb - 22	Mar - 22	Apr - 22	May - 22	Jun - 22	Jul - 22	Aug - 22	Sep - 22
Schertz	157	136	166	161	133	176	198	167	167	127	101	96

Revenue Hours FY 2022



Alamo Regional Transit System Costs FY 2022

	Oct-21	Nov-21	Dec-21	Jan-22	Feb-22	Mar-22	Apr-22	May-22	Jun-22	Jul-22	Aug-22	Sep-22
Per Trip	\$66.89	51.12	54.28	51.11	57.32	46.82	60.31	60.27	47.58	48.35	51.03	50.91
Per Rev. Mile	\$5.97	\$4.49	\$5.13	\$4.55	\$5.20	\$4.44	5.71	5.88	4.97	4.78	5.02	5.21
Per Rev Hour	\$133.64	\$98.07	113.68	100.66	106.00	89.35	113.60	119.58	100.36	96.86	98.29	106.46

Schertz Charged FY 2022

VIA matches amount of investment from Schertz

\$3,556 Per Month	Oct-21	Nov-21	Dec-21	Jan-22	Feb-22	Mar-22	Apr-22	May-22	Jun-22	Jul-22	Aug-22	Sep-22
Per Trip	\$11.22	\$12.30	\$10.02	\$11.18	\$11.93	\$12.35	\$11.32	\$12.88	\$13.95	\$16.39	\$21.55	\$22.36
Per Rev. Mile	\$1.06	\$1.26	\$1.02	\$1.04	\$1.19	\$1.18	\$1.10	\$1.12	\$1.00	\$1.38	\$1.71	\$1.87
Per Rev Hour	\$22.65	\$26.15	\$21.42	\$22.09	\$26.74	\$20.20	\$17.96	\$21.29	\$21.29	\$28.00	\$35.21	\$37.04



Service Options

Alamo Regional Transit offers different service options that could bring increased economic and social benefits to the City of Schertz. The City of Schertz is outgrowing the current level of service. A more defined route system that connects to neighboring cities and has more convenient scheduling options would provide increased economic and social advantages for all partners.

Currently we operate Deviated Fixed Routes within the City of Seguin and in Atascosa county. The Atascosa route is a partnership that connects the cities of Pleasanton, Jourdanton and Poteet.

- The Connect Seguin route averages over 1,700 trips per month, it operates M-F from 6am to 6pm, the city is wanting to add additional routes.
- Atascosa Cowboy Connect route averages over 1,100 trips per month, it operates M-F from 6am to 6pm, the route has provided the opportunity for the City of Poteet to attract new investments despite lacking current infrastructure such as shopping and banking. Poteet has been able to utilize their partners to fill in the needs of the community.

In Cibolo and parts of Schertz we offer the El Sereno Shuttle. This service is operated on Tuesdays 8am to 3pm and primarily serves the over 60 population for the El Sereno Senior Living in Cibolo. The El Sereno Route now averages 55 trips per month and with additional funding the route could easily eclipse the other routes we operate in the region. In 2022 the El Sereno route performed 584 trips, of the 584 trips 69 trips went to Schertz.

A scheduled route system in the Schertz community would have immediate impact on the quality of life for the community. A scheduled M-F 6am to 6pm service averages 2,777 hours per year. This would be a cost of approximately \$270,000 annually. These cost could be split between partners.



Service Options



Summary for Schertz FY 2022

- Trips 3,251 (includes El Sereno trips 69)
- Revenue Hours 1,785
- Revenue Miles 35,606
- The Pandemic caused substantial increase in operating costs. The actual costs of service for Schertz in 2022 was \$176,777, this cost is based upon trip count. The City of Schertz contribution was \$42,667, and VIA matched the amount of \$42,667. Alamo Regional Transit received relief funding to cover the additional \$91,443 in costs.
- Due to carry over relief funds ART has requested that the funding for FY 2023 stay at the same level of funding from FY 2022, \$42,666.

Schertz FY 2022 Data

Thank You For Your Time

Sean Scott

Phone: 210-362-5228

2700 NE Loop 410

Suite 101

San Antonio, Texas 78217

