

**September Statement
Schertz, Texas**

**CITY OF SCHERTZ
REVENUE AND EXPENSE REPORT (UNAUDITED)**

AS OF :September 30, 2023

***** 2022 - 2023 *****

	CURRENT BUDGET	CURRENT Y-T-D ACTUAL	Y-T-D ENCUMBR	BUDGET BALANCE	100% OF BUDGET
General Fund, 101					
Total Revenues	45,116,225.00	45,559,607.46	0.00	(443,382.46)	100.98%
Total General Government	7,278,687.35	6,771,088.41	274,108.02	233,490.92	96.79%
Total Public Safety	21,204,743.05	20,018,864.03	1,052,019.04	133,859.98	99.37%
Total Public Environment	2,587,507.00	1,930,160.81	969,386.57	(312,040.38)	112.06%
Total Parks & Recreation	3,359,965.78	3,090,398.73	557,496.30	(287,929.25)	108.57%
Total Cultural	1,292,795.30	1,266,147.38	12,732.42	13,915.50	98.92%
Total Internal Services	8,189,980.77	7,765,422.50	723,718.06	(299,159.79)	103.65%
Total Misc & Projects	1,202,545.68	1,138,805.04	5,000.00	58,740.64	95.12%
Total Expenditures	45,116,224.93	41,980,886.90	3,594,460.41	(459,122.38)	101.02%
Revenue Over(Under) Expenditures	0.07	3,578,720.56	(3,594,460.41)		
General Fund, 101 Total Cash in Bank & Investments		19,492,547.17			
Special Events Fund, 106					
Total Revenues	24,000.00	63,252.78	0.00	(39,252.78)	263.55%
Total Expenditures	24,000.00	47,749.33	0.00	(23,749.33)	198.96%
Revenue Over(Under) Expenditures	0.00	15,503.45	0.00		
Special Events Fund, 106 Total Cash in Bank & Investments		182,158.90			
Peg Fund, 110					
Total Revenues	944,770.00	74,016.18	0.00	870,753.82	7.83%
Total Expenditures	914,770.00	807,893.83	467,720.41	(360,844.24)	139.45%
Revenue Over(Under) Expenditures	30,000.00	(733,877.65)	(467,720.41)		
Peg Fund, 110 Total Cash in Bank & Investments		598,111.58			
Water & Sewer, 202					
Total Revenues	28,485,858.00	31,474,893.83	0.00	(2,989,035.83)	110.49%
Total Expenditures	26,826,740.63	27,944,267.96	475,842.83	(1,593,370.16)	105.94%
Revenue Over(Under) Expenditures	1,659,117.37	3,530,625.87	(475,842.83)		
Water & Sewer, 202 Total Cash in Bank & Investments		11,553,661.96			
EMS, 203					
Total Revenues	12,016,981.82	12,730,094.65	0.00	(713,112.83)	105.93%
Total Expenditures	12,015,662.41	12,571,956.25	315,667.52	(871,961.36)	107.26%
Revenue Over(Under) Expenditures	1,319.41	158,138.40	(315,667.52)		
EMS, 203 Total Cash in Bank & Investments		829,216.95			

**Monthly Statement
Schertz, Texas**

**CITY OF SCHERTZ
REVENUE AND EXPENSE REPORT (UNAUDITED)
AS OF :September 30, 2023
***** 2022 - 2023 *******

	CURRENT BUDGET	CURRENT Y-T-D ACTUAL	Y-T-D ENCUMBR	BUDGET BALANCE	100% OF BUDGET
Drainage, 204					
Total Revenues	1,450,073.00	1,312,337.46	0.00	137,735.54	90.50%
Total Expenditures	1,439,807.00	1,360,447.43	83,295.21	(3,935.64)	100.27%
Revenue Over(Under) Expenditures	10,266.00	(48,109.97)	(83,295.21)		
Drainage, 204 Total Cash in Bank & Investments		608,817.81			
Hotel Tax, 314					
Total Revenues	648,500.00	1,129,321.71	0.00	(480,821.71)	174.14%
Total Expenditures	272,915.00	223,042.23	180.00	49,692.77	81.79%
Revenue Over(Under) Expenditures	375,585.00	906,279.48	(180.00)		
Hotel Tax, 314 Total Cash in Bank & Investments		2,516,345.34			
Park, 317					
Total Revenues	581,094.00	212,557.67	0.00	368,536.33	36.58%
Total Expenditures	387,069.00	387,069.00	1,475.00	(1,475.00)	100.38%
Revenue Over(Under) Expenditures	194,025.00	(174,511.33)	(1,475.00)		
Park, 317 Total Cash in Bank & Investments		87,010.72			
Tree Mitigation, 319					
Total Revenues	71,400.00	83,664.36	0.00	(12,264.36)	117.18%
Total Expenditures	70,000.00	93,030.29	0.00	(23,030.29)	132.90%
Revenue Over(Under) Expenditures	1,400.00	(9,365.93)	0.00		
Tree Mitigation, 319 Total Cash in Bank & Investments		748,523.61			
Capital Recovery Water, 411					
Total Revenues	1,151,500.00	932,899.92	0.00	218,600.08	81.02%
Total Expenditures	55,748.00	466,731.04	26,263.56	(437,246.60)	884.33%
Revenue Over(Under) Expenditures	1,095,752.00	466,168.88	(26,263.56)		
Capital Recovery Water, 411 Total Cash in Bank & Investments		5,352,852.76			
Capital Recovery Sewer, 421					
Total Revenues	601,500.00	785,340.70	0.00	(183,840.70)	130.56%
Total Expenditures	64,248.00	19,073.22	60,901.35	(15,726.57)	124.48%
Revenue Over(Under) Expenditures	537,252.00	766,267.48	(60,901.35)		
Capital Recovery Sewer, 421 Total Cash in Bank & Investments		5,128,527.62			

**Monthly Statement
Schertz, Texas**

**CITY OF SCHERTZ
REVENUE AND EXPENSE REPORT (UNAUDITED)
AS OF :September 30, 2023
***** 2022 - 2023 *******

	CURRENT BUDGET	CURRENT Y-T-D ACTUAL	Y-T-D ENCUMBR	BUDGET BALANCE	100% OF BUDGET
Roadway Impact Fee Area 1, 431					
Total Revenues	343,373.00	343,689.43	0.00	(316.43)	100.09%
Total Expenditures	93,173.00	88,172.99	0.00	5,000.01	94.63%
Revenue Over(Under) Expenditures	250,200.00	255,516.44	0.00		
Roadway Impact Fee Area 1, 431 Total Cash in Bank & Investments		1,061,487.37			
Roadway Impact Fee Area 2, 432					
Total Revenues	201,600.00	219,515.20	0.00	(17,915.20)	108.89%
Total Expenditures	55,000.00	102,494.88	0.00	(47,494.88)	186.35%
Revenue Over(Under) Expenditures	146,600.00	117,020.32	0.00		
Roadway Impact Fee Area 2, 432 Total Cash in Bank & Investments		681,048.07			
Roadway Impact Fee Area 3, 433					
Total Revenues	540,050.00	231,442.13	0.00	308,607.87	42.86%
Total Expenditures	165,000.00	152,020.75	0.00	12,979.25	92.13%
Revenue Over(Under) Expenditures	375,050.00	1,262,722.62	0.00		
Roadway Impact Fee Area 3, 433 Total Cash in Bank & Investments		1,273,741.90			
Roadway Impact Fee Area 4, 434					
Total Revenues	3,040.00	349.85	0.00	2,690.15	11.51%
Total Expenditures	3,000.00	0.00	0.00	3,000.00	0.00%
Revenue Over(Under) Expenditures	40.00	349.85	0.00		
Roadway Impact Fee Area 4, 434 Total Cash in Bank & Investments		6,403.04			
I&S, 505					
Total Revenues	8,686,248.00	8,099,960.92	0.00	586,287.08	93.25%
Total Expenditures	8,686,248.00	8,748,184.65	200.00	(62,136.65)	100.72%
Revenue Over(Under) Expenditures	0.00	(648,223.73)	(200.00)		
I&S, 505 Total Cash in Bank & Investments		1,159,250.03			
SED Corporation, 620					
Total Revenues	10,050,960.00	7,994,653.47	0.00	2,056,306.53	79.54%
Total Expenditures	10,050,960.00	884,093.53	1,346.92	9,165,519.55	8.81%
Revenue Over(Under) Expenditures	0.00	7,110,559.94	(1,346.92)		
SED Corporation, 620 Total Cash in Bank & Investments		31,813,573.93			
Total Cash in Bank & Investments		83,093,278.76			

CITY OF SCHERTZ
REVENUE AND EXPENSE REPORT (UNAUDITED)
AS OF: September 30, 2023

101 GENERAL FUND	CURRENT BUDGET	CURRENT PERIOD	PRIOR YEAR Y-T-D	Y-T-D ACTUAL	Y-T-D ENCUMBRANCE	BUDGET BALANCE	% OF BUDGET
REVENUES							
<u>REVENUE SUMMARY</u>							
Taxes	32,305,000.00	1,405,015.01	28,794,951.10	33,031,132.13	-	(726,132.13)	102.25
Franchises	2,550,000.00	15,831.22	2,494,637.06	2,126,675.68	-	423,324.32	83.40
Permits	1,717,800.00	420,226.55	2,167,429.49	1,948,992.95	-	(231,192.95)	113.46
Licenses	45,620.00	1,102.50	36,542.50	7,370.00	-	38,250.00	16.16
Fees	2,189,200.00	257,179.62	2,255,861.12	2,202,934.54	-	(13,734.54)	100.63
Fines	9,000.00	957.66	10,590.29	12,477.31	-	(3,477.31)	138.64
Inter-Jurisdictional	1,151,352.00	165,068.28	961,603.84	1,172,603.70	-	(21,251.70)	101.85
Fund Transfers	4,208,028.00	217,868.16	3,123,769.06	3,156,639.00	-	1,051,389.00	75.01
Miscellaneous	940,225.00	139,651.33	1,053,267.99	1,900,782.15	-	(960,557.15)	202.16
TOTAL REVENUES	45,116,225.00	2,622,900.33	40,898,652.45	45,559,607.46	-	(443,382.46)	100.98%
<u>EXPENDITURE SUMMARY</u>							
<u>GENERAL GOVERNMENT</u>							
CITY COUNCIL							
Personnel Services	41,750.00	4,863.82	36,444.09	40,575.60	-	1,174.40	97.19
Supplies	1,078.00	-	303.25	322.13	-	755.87	29.88
City Support Services	54,927.00	4,378.44	39,763.84	54,055.96	-	871.04	98.41
Operations Support	343.00	-	289.22	43.00	-	300.00	12.54
Staff Support	31,852.00	(1,014.50)	21,744.23	21,792.71	-	10,059.29	68.42
Professional Services	3,920.00	-	2,150.00	-	-	3,920.00	0.00
TOTAL CITY COUNCIL	133,870.00	8,227.76	100,694.63	116,789.40	-	17,080.60	87.24%
CITY MANAGER							
Personnel Services	1,351,878.00	166,180.16	1,259,295.25	1,231,275.52	9,794.93	110,807.55	91.80
Supplies	1,470.00	62.00	1,192.17	1,463.54	31.00	(24.54)	101.67
City Support Services	1,960.00	-	1,332.51	1,786.34	-	173.66	91.14
Staff Support	24,349.08	3,300.73	22,558.99	24,065.68	-	283.40	98.84
Capital Outlay	-	-	43,537.28	-	44.50	(44.50)	-
TOTAL CITY MANAGER	1,379,657.08	169,542.89	1,341,557.41	1,258,591.08	9,870.43	111,195.57	91.94%
MUNICIPAL COURT							
Personnel Services	329,472.00	39,518.67	319,682.81	340,329.01	3,967.93	(14,824.94)	104.50
Supplies	1,568.00	72.16	1,261.32	1,427.82	32.57	107.61	93.14
City Support Services	980.00	427.48	233.87	664.05	-	315.95	67.76
Operations Support	1,960.00	-	1,565.12	331.49	1,152.10	476.41	75.69
Staff Support	7,261.80	1,250.54	3,378.42	5,226.99	1,130.15	904.66	87.54

CITY OF SCHERTZ
REVENUE AND EXPENSE REPORT (UNAUDITED)
AS OF: September 30, 2023

101 GENERAL FUND	CURRENT BUDGET	CURRENT PERIOD	PRIOR YEAR Y-T-D	Y-T-D ACTUAL	Y-T-D ENCUMBRANCE	BUDGET BALANCE	% OF BUDGET
Court Support	980.00	-	264.00	756.00	18.00	206.00	78.98
Professional Services	65,954.00	6,792.04	41,403.87	59,061.02	-	6,892.98	89.55
Maintenance Services	8,526.00	822.00	2,714.00	2,022.00	1,700.00	4,804.00	43.65
Operating Equipment	-	-	1,890.91	-	179.99	(179.99)	-
TOTAL MUNICIPAL COURT	416,701.80	48,882.89	372,394.32	409,818.38	8,180.74	(1,297.32)	100.31%
CUSTOMER RELATIONS-311							
Personnel Services	120,518.00	15,546.80	118,164.28	129,079.99	746.33	(9,308.32)	107.72
Supplies	237.50	91.73	72.86	214.23	-	23.27	90.20
Staff Support	306.40	99.00	162.25	199.00	-	107.40	64.95
TOTAL CUSTOMER RELATIONS-311	121,061.90	15,737.53	118,399.39	129,493.22	746.33	(9,177.65)	107.58%
PLANNING & ZONING							
Personnel Services	334,574.00	46,700.62	208,949.05	303,899.47	3,470.95	27,203.58	91.87
Supplies	1,979.60	142.70	1,390.26	1,758.06	49.45	172.09	91.31
City Support Services	4,200.00	-	7,500.00	4,200.00	-	-	100.00
Operations Support	243.04	-	-	62.00	93.00	88.04	63.78
Staff Support	34,584.20	3,332.41	11,513.51	19,221.74	-	15,362.46	55.58
Professional Services	196.00	-	75.00	(10.00)	-	206.00	(5.10)
Operating Equipment	318.50	-	1,225.47	299.97	-	18.53	94.18
TOTAL PLANNING & ZONING	376,095.34	50,175.73	630,653.29	329,431.24	3,613.40	43,050.70	88.55%
LEGAL SERVICES							
Operations Support	9,800.00	5,381.75	11,341.38	8,715.92	1,105.14	(21.06)	100.21
Professional Services	127,400.00	15,365.37	99,376.09	59,288.40	-	68,111.60	46.54
TOTAL LEGAL SERVICES	137,200.00	20,747.12	110,717.47	68,004.32	1,105.14	68,090.54	50.37%
CITY SECRETARY							
Personnel Services	209,505.00	22,553.15	211,495.90	185,936.81	765.63	22,802.56	89.12
Supplies	1,727.00	12.34	1,346.74	1,566.96	-	160.04	90.73
City Support Services	11,760.00	1,465.01	5,109.11	1,619.39	-	10,140.61	13.77
Operations Support	4,691.00	-	138.95	4,672.67	-	18.33	99.61
Staff Support	4,890.50	880.53	3,034.97	3,954.69	130.00	805.81	83.52
TOTAL CITY SECRETARY	233,573.50	24,911.03	221,125.67	198,130.51	1,433.73	34,009.26	85.44%
NON-DEPARTMENTAL							
City Support Services	918,615.47	54,956.14	576,463.51	656,185.25	-	262,430.22	71.43
Operations Support	126,420.00	20,466.46	129,079.39	137,789.16	127.20	(11,496.36)	109.09
City Assistance	1,367,603.72	-	1,317,827.68	1,655,980.59	-	(288,376.87)	121.09
Professional Services	113,802.50	2,032.21	83,401.94	65,368.43	-	48,434.07	57.44
Fund Chrgs/Transfrs-Spec Events Fnd	27,756.54	-	30,945.39	9,942.60	-	17,813.94	35.82
TOTAL NON-DEPARTMENTAL	2,554,198.23	116,528.77	2,140,782.91	2,602,483.86	13,027.20	(61,312.83)	102.40%

CITY OF SCHERTZ
REVENUE AND EXPENSE REPORT (UNAUDITED)
AS OF: September 30, 2023

101 GENERAL FUND	CURRENT BUDGET	CURRENT PERIOD	PRIOR YEAR Y-T-D	Y-T-D ACTUAL	Y-T-D ENCUMBRANCE	BUDGET BALANCE	% OF BUDGET
PUBLIC AFFAIRS							
Personnel Services	348,084.00	32,048.22	329,937.85	325,037.13	2,719.55	20,327.32	94.16
Supplies	1,078.00	95.21	1,063.02	860.93	-	217.07	79.86
City Support Services	100.00	-	528.38	-	-	100.00	-
Operations Support	46,521.90	1,034.02	37,125.18	44,062.76	972.20	1,486.94	96.80
Staff Support	11,340.00	902.80	3,523.52	10,405.30	357.75	576.95	94.91
Professional Services	253,510.00	20,531.46	259,815.46	227,390.62	4,064.00	22,055.38	91.30
Operating Equipment	1,850.00	724.73	799.88	1,427.92	299.99	122.09	93.40
TOTAL PUBLIC AFFAIRS	662,483.90	55,336.44	632,793.29	609,184.66	8,413.49	44,885.75	93.22%
ENGINEERING							
Personnel Services	1,048,273.00	98,074.50	849,599.28	955,032.59	8,509.70	84,730.71	91.92
Supplies	4,065.00	2,586.23	1,276.89	3,671.23	152.48	241.29	94.06
Utility Services	7,938.00	1,428.56	6,285.89	7,527.55	-	410.45	94.83
Operations Support	147.00	3,637.76	61.81	16,053.98	31.00	(15,937.98)	942.16
Staff Support	16,150.60	7,759.59	8,803.56	14,577.04	273.70	1,299.86	91.95
Professional Services	74,100.00	965.00	36,884.55	43,832.75	30,032.25	235.00	99.68
Operating Equipment	12,472.00	3,669.13	118.95	8,466.60	-	4,005.40	67.88
Capital Outlay	100,000.00	-	-	-	188,044.89	(88,044.89)	188.04
TOTAL ENGINEERING	1,263,845.60	118,120.77	904,295.73	1,049,161.74	227,717.56	(13,033.70)	101.03%
TOTAL GENERAL GOVERNMENT	7,278,687.35	628,210.93	6,573,414.11	6,771,088.41	274,108.02	233,490.92	96.79%
PUBLIC SAFETY							
POLICE							
Personnel Services	9,599,285.00	1,036,373.14	8,980,658.64	9,261,897.56	90,480.85	246,906.59	97.43
Supplies	117,050.04	22,728.33	78,178.16	100,062.07	11,183.79	5,804.18	95.04
City Support Services	33,810.00	-	33,969.74	36,436.50	-	(2,626.50)	107.77
Utility Services	287,732.00	40,050.97	210,810.99	203,077.86	-	84,654.14	70.58
Operations Support	13,736.40	605.89	15,905.56	9,034.05	1,825.00	2,877.35	79.05
Staff Support	330,294.20	71,053.28	154,914.18	231,309.61	38,820.35	60,164.24	81.78
City Assistance	81,170.00	18,299.62	73,671.19	78,858.78	312.97	1,998.25	97.54
Professional Services	82,609.44	11,661.22	58,241.11	62,247.49	16,878.00	3,483.95	95.78
Maintenance Services	73,504.90	4,785.00	58,968.23	52,980.98	141.77	20,382.15	72.27
Operating Equipment	420,315.10	31,489.82	269,074.08	341,769.37	65,843.44	12,702.29	96.98
Capital Outlay	714,639.00	186,105.86	298,642.52	463,805.57	431,392.35	(180,558.92)	125.27
TOTAL POLICE	11,754,146.08	1,423,153.13	10,233,034.40	10,841,479.84	656,878.52	255,787.72	97.82%

CITY OF SCHERTZ
REVENUE AND EXPENSE REPORT (UNAUDITED)
AS OF: September 30, 2023

101 GENERAL FUND	CURRENT BUDGET	CURRENT PERIOD	PRIOR YEAR Y-T-D	Y-T-D ACTUAL	Y-T-D ENCUMBRANCE	BUDGET BALANCE	% OF BUDGET
FIRE RESCUE							
Personnel Services	6,410,107.00	930,676.75	6,338,803.79	6,573,641.07	48,067.00	(211,601.07)	103.30
Supplies	23,083.90	2,778.68	21,949.62	14,561.58	259.66	8,262.66	64.21
Utility Services	145,039.99	26,337.84	121,405.00	121,656.54	322.31	23,061.14	84.10
Operations Support	4,436.46	-	2,352.26	193.00	-	4,243.46	4.35
Staff Support	222,972.50	44,607.30	161,974.65	187,842.36	18,912.25	16,217.89	92.73
City Assistance	40,227.04	12,369.14	9,198.02	36,154.66	239.32	3,833.06	90.47
Professional Services	72,328.00	7,805.22	43,633.82	61,190.87	-	11,137.13	84.60
Maintenance Services	83,868.40	19,623.41	56,862.71	72,181.62	-	11,686.78	86.07
Other Costs	9,800.00	30,029.89	66,977.24	91,167.50	1,764.00	(83,131.50)	948.28
Rental/Leasing	26,460.00	-	38,744.86	28,055.01	-	(1,595.01)	106.03
Operating Equipment	127,032.00	41,178.20	75,260.51	68,205.54	23,543.15	35,283.31	72.22
Capital Outlay	488,449.00	135,155.30	92,247.12	344,811.00	150,770.24	(7,132.24)	101.46
TOTAL FIRE RESCUE	7,653,804.29	1,250,561.73	7,029,409.60	7,599,660.75	243,877.93	(189,734.39)	102.48%
INSPECTIONS							
Personnel Services	1,079,750.00	112,010.20	923,678.74	998,875.94	9,474.83	71,399.23	93.39
Supplies	3,228.00	309.44	2,116.05	2,147.49	33.99	1,046.52	67.58
Utility Services	8,232.00	1,594.15	6,384.92	8,118.25	-	113.75	98.62
Operations Support	12,833.00	3,773.56	31.00	9,328.25	31.00	3,473.75	72.93
Staff Support	45,496.50	8,034.28	20,764.28	33,545.13	-	11,951.37	73.73
Professional Services	68,600.00	14,050.00	57,900.00	20,250.00	62,250.00	(13,900.00)	120.26
Operating Equipment	9,407.00	-	570.94	7,304.56	(293.97)	2,396.41	74.53
Capital Outlay	43,750.00	46,612.00	-	46,612.00	76,121.44	(78,983.44)	280.53
TOTAL INSPECTIONS	1,271,296.50	186,383.63	1,011,445.93	1,126,181.62	147,617.29	(2,502.41)	100.20%
NEIGHBORHOOD SERVICES							
Personnel Services	368,203.00	51,177.91	324,762.19	394,515.14	3,645.30	(29,957.44)	108.14
Supplies	9,089.12	515.16	4,568.33	7,792.52	-	1,296.60	85.73
Utility Services	8,624.00	1,378.40	4,852.56	5,687.09	-	2,936.91	65.94
Operations Support	3,350.62	-	31.00	155.00	-	3,195.62	4.63
Staff Support	26,660.94	7,239.81	14,050.68	24,254.43	-	2,406.51	90.97
Professional Services	2,450.00	-	-	-	-	2,450.00	-
Maintenance Services	24,700.00	1,750.00	9,025.00	12,681.46	-	12,018.54	51.34
Operating Equipment	6,418.50	-	1,159.45	6,456.18	-	(37.68)	100.59
TOTAL NEIGHBORHOOD SERVICES	525,496.18	62,061.28	358,449.21	451,541.82	3,645.30	70,309.06	86.62%
TOTAL PUBLIC SAFETY	21,204,743.05	2,922,159.77	18,632,339.14	20,018,864.03	1,052,019.04	133,859.98	99.37%

CITY OF SCHERTZ
REVENUE AND EXPENSE REPORT (UNAUDITED)
AS OF: September 30, 2023

101 GENERAL FUND	CURRENT BUDGET	CURRENT PERIOD	PRIOR YEAR Y-T-D	Y-T-D ACTUAL	Y-T-D ENCUMBRANCE	BUDGET BALANCE	% OF BUDGET
<u>PUBLIC ENVIRONMENT</u>							
STREETS							
Personnel Services	1,107,287.00	95,018.13	967,503.14	967,940.20	18,903.24	120,443.56	89.12
Supplies	178,850.00	23,428.45	127,232.89	150,929.46	210.27	27,710.27	84.51
City Support Services	5,880.00	351.41	3,771.53	3,262.24	3.20	2,614.56	55.53
Utility Services	196,000.00	38,423.75	230,811.30	221,157.01	-	(25,157.01)	112.84
Staff Support	22,050.00	858.32	23,990.61	14,501.33	18.78	7,529.89	65.85
Professional Services	30,380.00	18,671.60	49,231.85	26,366.30	3,231.08	782.62	97.42
Maintenance Services	725,790.00	12,567.40	324,184.21	45,407.65	682,192.00	(1,809.65)	100.25
Rental/Lease	4,900.00	-	4,285.00	848.23	-	4,051.77	17.31
Operating Equipment	6,370.00	2,712.73	35,547.43	4,323.98	-	2,046.02	67.88
Capital Outlay	310,000.00	220,179.00	160,045.23	495,424.41	264,828.00	(450,252.41)	245.24
TOTAL STREETS	2,587,507.00	412,210.79	1,926,603.19	1,930,160.81	969,386.57	(312,040.38)	112.06%
TOTAL PUBLIC ENVIRONMENT	2,587,507.00	412,210.79	1,926,603.19	1,930,160.81	969,386.57	(312,040.38)	112.06%
<u>PARKS & RECREATION</u>							
PARKS DEPARTMENT							
Personnel Services	975,812.00	128,209.74	729,137.70	995,769.37	11,750.70	(31,708.07)	103.25
Supplies	111,443.00	16,534.19	98,309.40	107,884.91	29,882.99	(26,324.90)	123.62
City Support Services	180,948.40	13,252.71	167,763.12	194,190.00	-	(13,241.60)	107.32
Utility Services	250,880.00	48,689.73	246,900.43	342,322.67	-	(91,442.67)	136.45
Operations Support	1,960.00	25.98	1,044.40	1,235.78	-	724.22	63.05
Staff Support	19,276.60	788.62	18,938.24	24,880.66	100.62	(5,704.68)	129.59
Professional Services	194,987.08	27,096.26	149,267.01	125,021.98	117,981.86	(48,016.76)	124.63
Maintenance Services	13,720.00	-	12,985.38	13,694.10	500.00	(474.10)	103.46
Rental/Leasing	9,800.00	2,855.40	7,006.81	15,478.60	54.60	(5,733.20)	158.50
Operating Equipment	72,715.00	3,000.00	33,792.37	58,316.68	67,703.39	(53,305.07)	173.31
Capital Outlay	480,615.00	5,379.11	128,376.94	131,977.99	317,907.35	30,729.66	93.61
TOTAL PARKS DEPARTMENT	2,312,157.08	245,831.74	1,593,521.80	2,010,772.74	545,881.51	(244,497.17)	110.57%
SWIM POOL							
Supplies	24,990.00	695.18	27,388.69	12,962.08	3,300.00	8,727.92	65.07
Utility Services	16,170.00	14,671.92	24,788.47	39,869.70	-	(23,699.70)	246.57
Maintenance Services	539,664.00	39,396.48	537,096.36	508,411.85	-	31,252.15	94.21
TOTAL SWIM POOL	580,824.00	54,763.58	589,273.52	561,243.63	3,300.00	16,280.37	97.20%

CITY OF SCHERTZ
REVENUE AND EXPENSE REPORT (UNAUDITED)
AS OF: September 30, 2023

101 GENERAL FUND	CURRENT BUDGET	CURRENT PERIOD	PRIOR YEAR Y-T-D	Y-T-D ACTUAL	Y-T-D ENCUMBRANCE	BUDGET BALANCE	% OF BUDGET
EVENT FACILITIES							
Personnel Services	380,583.00	54,681.53	320,975.26	418,307.62	2,910.79	(40,635.41)	110.68
Supplies	4,410.00	277.19	4,360.89	3,000.03	-	1,409.97	68.03
Utility Services	48,588.40	12,142.70	47,275.79	73,399.45	-	(24,811.05)	151.06
Operations Support	15,297.80	-	2,789.48	15,015.31	-	282.49	98.15
Staff Support	4,875.50	641.71	2,894.44	3,623.32	-	1,252.18	74.32
Maintenance Services	2,450.00	-	4,172.77	-	-	2,450.00	-
Operating Equipment	10,780.00	80.65	12,531.59	5,036.63	-	5,743.37	46.72
TOTAL EVENT FACILITIES	466,984.70	67,823.78	395,000.22	518,382.36	8,314.79	(59,712.45)	112.79%
TOTAL PARKS & RECREATION	3,359,965.78	368,419.10	2,577,795.54	3,090,398.73	557,496.30	(287,929.25)	108.57%
CULTURAL							
LIBRARY							
Personnel Services	993,719.00	115,758.38	911,988.13	985,517.23	8,522.23	(320.46)	100.03
Supplies	18,130.00	2,708.11	11,204.67	16,182.51	-	1,947.49	89.26
Utility Services	60,760.00	13,487.28	63,622.35	70,432.37	-	(9,672.37)	115.92
Operations Support	4,018.00	619.99	4,808.24	3,364.18	-	653.82	83.73
Staff Support	7,874.30	24.42	6,249.16	6,133.39	359.00	1,381.91	82.45
Professional Services	2,254.00	-	2,129.00	2,194.00	-	60.00	97.34
Operating Equipment	191,040.00	44,997.48	144,682.34	182,323.70	3,851.19	4,865.11	97.45
TOTAL LIBRARY	1,292,795.30	177,595.66	1,144,683.89	1,266,147.38	12,732.42	13,915.50	98.92%
TOTAL CULTURAL	1,292,795.30	177,595.66	1,144,683.89	1,266,147.38	12,732.42	13,915.50	98.92%
INTERNAL SERVICE							
INFORMATION TECHNOLOGY							
Personnel Services	1,109,865.00	138,128.82	952,714.97	1,086,461.91	7,837.60	15,565.49	98.60
Supplies	10,085.09	2,591.78	7,619.81	9,362.93	1,308.37	(586.21)	105.81
City Support Services	1,083,173.66	57,847.66	998,887.98	945,631.45	139,740.13	(2,197.92)	100.20
Utility Services	342,896.18	32,633.61	367,726.50	393,770.88	3,329.52	(54,204.22)	115.81
Staff Support	73,433.80	3,088.75	43,206.91	51,865.54	192.50	21,375.76	70.89
Professional Services	131,970.00	1,079.00	1,406.25	15,481.85	113,797.53	2,690.62	97.96
Maintenance Services	12,700.00	-	9,639.41	12,082.71	-	617.29	95.14
Rental/Leasing	1,577.00	-	3,345.98	1,294.74	-	282.26	82.10
Operating Equipment	245,269.10	26,934.14	268,886.29	181,321.00	42,675.74	21,272.36	91.33
TOTAL INFORMATION TECHNOLOGY	3,063,097.64	262,303.76	2,653,434.10	2,748,969.46	308,881.39	5,246.79	99.83%

CITY OF SCHERTZ
REVENUE AND EXPENSE REPORT (UNAUDITED)
AS OF: September 30, 2023

101 GENERAL FUND	CURRENT BUDGET	CURRENT PERIOD	PRIOR YEAR Y-T-D	Y-T-D ACTUAL	Y-T-D ENCUMBRANCE	BUDGET BALANCE	% OF BUDGET
HUMAN RESOURCES							
Personnel Services	510,089.00	62,402.40	443,643.56	518,586.89	4,761.68	(13,259.57)	102.60
Supplies	3,846.00	18.75	1,197.18	696.64	887.93	2,261.43	41.20
Human Services	173,558.00	19,090.28	156,973.06	155,512.32	2,630.04	15,415.64	91.12
Operations Support	22,390.00	2,959.39	3,297.84	7,911.73	-	14,478.27	35.34
Staff Support	38,367.00	2,391.95	26,373.66	41,638.15	2,194.82	(5,465.97)	114.25
City Assistance	14,700.00	736.00	18,958.00	18,110.00	750.00	(4,160.00)	128.30
Professional Services	4,900.00	-	4,126.05	520.00	-	4,380.00	10.61
Operating Equipment	490.00	-	-	81.25	-	408.75	16.58
TOTAL HUMAN RESOURCES	768,340.00	87,598.77	654,569.35	743,056.98	11,224.47	14,058.55	98.17%
FINANCE							
Personnel Services	699,363.00	59,288.28	668,781.56	684,881.10	6,367.87	8,114.03	98.84
Supplies	2,646.00	-	2,620.83	2,617.47	-	28.53	98.92
Staff Support	4,055.00	97.50	4,346.76	4,170.19	-	(115.19)	102.84
Professional Services	48,216.00	-	52,312.28	29,201.68	-	19,014.32	60.56
Operating Equipment	1,188.00	-	279.99	1,187.93	-	0.07	99.99
TOTAL FINANCE	755,468.00	59,385.78	728,341.42	722,058.37	6,552.82	26,856.81	96.45%
PURCHASING & ASSET MGT							
Personnel Services	268,812.00	18,678.92	260,776.15	255,453.22	2,962.38	10,396.40	96.13
Supplies	3,724.00	437.06	1,614.64	3,446.61	24.97	252.42	93.22
Operations Support	6,897.00	268.75	5,535.25	6,244.53	1,298.75	(646.28)	109.37
Staff Support	9,947.00	2,878.87	6,826.39	7,771.23	496.80	1,678.97	83.12
City Assistance	1,490.00	30.00	2,108.00	1,044.98	40.00	405.02	72.82
Operating Equipment	3,700.00	-	499.97	3,700.00	-	-	100.00
TOTAL PURCHASING & ASSET MGT	295,370.00	22,293.60	277,858.40	278,694.44	4,822.90	11,852.66	95.99%
FLEET SERVICE							
Personnel Services	681,919.00	92,255.15	512,535.98	658,463.15	6,391.09	17,064.76	97.50
Supplies	273,351.00	51,015.63	235,082.50	281,958.50	14,458.62	(23,066.12)	108.44
City Support Services	8,420.00	-	4,689.34	8,418.54	-	1.46	99.98
Utility Services	11,760.00	1,998.34	9,420.03	11,363.41	-	396.59	96.63
Staff Support	27,996.00	1,938.64	28,714.22	26,836.06	1,238.86	(78.92)	100.28
Maintenance Services	284,775.00	60,706.59	230,123.62	292,362.72	49,562.33	(57,150.05)	120.07
Operating Equipment	16,034.13	7,213.99	20,909.15	14,416.27	1,813.56	(195.70)	101.22
Capital Outlay	46,875.00	-	145,544.93	-	145,099.65	(98,224.65)	309.55
TOTAL FLEET SERVICE	1,351,130.13	215,128.34	1,217,319.64	1,293,818.65	218,564.11	(161,252.63)	111.93%

CITY OF SCHERTZ
REVENUE AND EXPENSE REPORT (UNAUDITED)
AS OF: September 30, 2023

101 GENERAL FUND	CURRENT BUDGET	CURRENT PERIOD	PRIOR YEAR Y-T-D	Y-T-D ACTUAL	Y-T-D ENCUMBRANCE	BUDGET BALANCE	% OF BUDGET
FACILITY SERVICES							
Personnel Services	879,776.00	105,024.70	754,037.35	866,450.89	11,977.79	1,347.32	99.85
Supplies	151,785.00	30,565.74	119,147.87	145,301.98	260.57	6,222.45	95.90
Utility Services	189,140.00	36,572.18	193,500.70	209,524.69	18.83	(20,403.52)	110.79
Staff Support	20,620.00	1,645.17	17,451.20	16,979.23	72.00	3,568.77	82.69
Professional Services	193,904.00	25,486.42	148,080.12	152,290.72	15,261.16	26,352.12	86.41
Maintenance Services	424,440.00	91,269.54	327,495.92	534,273.09	29,583.18	(139,416.27)	132.85
Rental/Leasing	490.00	-	-	-	-	490.00	-
Operating Equipment	3,920.00	-	1,704.00	1,346.00	-	2,574.00	34.34
Capital Outlay	92,500.00	52,658.00	36,556.83	52,658.00	116,498.84	(76,656.84)	182.87
TOTAL BUILDING MAINTENANCE	1,956,575.00	343,221.75	1,597,973.99	1,978,824.60	173,672.37	(195,921.97)	110.01%
TOTAL INTERNAL SERVICE	8,189,980.77	989,932.00	7,129,496.90	7,765,422.50	723,718.06	(299,159.79)	103.65%
MISC & PROJECTS							
Project							
Fund Charges/Transfers	850,000.00	850,000.00	1,645,112.00	850,203.50	-	(203.50)	100.02
TOTAL PROJECTS	850,000.00	850,000.00	1,645,112.00	850,203.50	-	(203.50)	100.02%
CITY ASSISTANCE							
City's Assistance to Agencies	326,012.68	71,811.00	282,518.25	282,793.00	5,000.00	38,219.68	88.28
Operating Equipment	13,793.00	-	-	5,287.54	-	8,505.46	38.33
TOTAL CITY ASSISTANCE	339,805.68	71,811.00	282,518.25	288,080.54	5,000.00	46,725.14	86.25%
SEWER PROJECTS							
Fund Charges/Transfers	-	-	285,000.00	-	-	-	-
TOTAL SEWER PROJECTS	-	-	285,000.00	-	-	-	0.00%
COURT - RESTRICTED FUNDS							
Operating Equipment	12,740.00	-	5,985.00	521.00	-	12,219.00	4.09
TOTAL COURT-RESTRICTED FUNDS	12,740.00	-	5,985.00	521.00	-	12,219.00	4.09%
TOTAL MISC & PROJECTS	1,202,545.68	921,811.00	2,218,615.25	1,138,805.04	5,000.00	58,740.64	95.12%
TOTAL EXPENDITURES	45,116,224.93	6,420,339.25	40,202,948.02	41,980,886.90	3,594,460.41	(459,122.38)	101.02%
REVENUE OVER(UNDER) EXPEND.	0.07	(3,797,438.92)	695,704.43	3,578,720.56	(3,594,460.41)	15,739.92	

CITY OF SCHERTZ

REVENUE REPORT (UNAUDITED)

AS OF: September 30, 2023

101 GENERAL FUND		CURRENT BUDGET	CURRENT PERIOD	PRIOR YEAR Y-T-D	Y-T-D ACTUAL	Y-T-D ENCUMBRANCE	BUDGET BALANCE	% OF BUDGET
REVENUES								
Taxes								
000-411100	Advalorem Tax-Current	17,965,000.00	45,471.97	15,626,509.01	18,087,026.84	-	(122,026.84)	100.68
000-411110	Disable Veterans Assist Pymnt	1,100,000.00	-	897,968.67	1,179,231.99	-	(79,231.99)	107.20
000-411200	Advalorem Tax-Delinquent	50,000.00	1,187.89	22,661.44	95,933.41	-	(45,933.41)	191.87
000-411300	Advalorem Tax-P&I	80,000.00	9,167.50	114,390.95	115,960.99	-	(35,960.99)	144.95
000-411500	Sales Tax Revenue-Gen Fund	13,040,000.00	1,341,344.84	12,050,029.57	13,464,631.70	-	(424,631.70)	103.26
000-411700	Mixed Beverage Tax	70,000.00	7,842.81	83,391.46	88,335.95	-	(18,335.95)	126.19
TOTAL Taxes		32,305,000.00	1,405,015.01	28,794,951.10	33,031,132.13	-	(726,132.13)	102.25%
Franchises								
000-421200	Center Point/Entex Energy	120,000.00	-	126,358.46	119,456.00	-	544.00	99.55
000-421220	City Public Service	1,200,000.00	-	1,233,886.26	1,045,483.96	-	154,516.04	87.12
000-421240	Guadalupe Valley Elec Co-op	475,000.00	-	524,778.95	392,853.71	-	82,146.29	82.71
000-421250	New Braunfels Utilities	80,000.00	-	77,046.54	64,024.94	-	15,975.06	80.03
000-421300	Time Warner-State Franchise	325,000.00	-	307,341.29	267,625.57	-	57,374.43	82.35
000-421460	AT&T Franchise Fee	75,000.00	-	22,857.76	42,073.80	-	32,926.20	56.10
000-421480	Other Telecom Franchise - ROW	100,000.00	-	26,551.23	18,192.82	-	81,807.18	18.19
000-421500	Solid Waste Franchise Fee	175,000.00	15,831.22	175,816.57	176,964.88	-	(1,964.88)	101.12
TOTAL Franchises		2,550,000.00	15,831.22	2,494,637.06	2,126,675.68	-	423,324.32	83.40%
Permits								
000-431100	Home Occupation Permit	550.00	70.00	350.00	210.00	-	340.00	38.18
000-431205	Bldg Permit-Residential	513,000.00	2,294.00	337,018.25	234,037.80	-	278,962.20	45.62
000-431210	Bldg Permit-Commercial	347,000.00	355,307.00	890,050.91	942,738.20	-	(595,738.20)	271.68
000-431215	Bldg Permit-General	328,000.00	14,878.50	281,149.90	222,436.10	-	105,563.90	67.82
000-431300	Mobile Home Permit	-	25.00	100.00	325.00	-	(325.00)	-
000-431400	Signs Permit	5,500.00	835.00	6,047.00	6,917.68	-	(1,417.68)	125.78
000-431500	Food Establishmnt Permit	71,000.00	31,895.00	69,075.00	94,200.00	-	(23,200.00)	132.68
000-431700	Plumbing Permit	123,000.00	6,186.00	93,030.00	97,177.00	-	25,823.00	79.01
000-431750	Electrical Permit	70,000.00	2,480.00	62,500.00	56,140.00	-	13,860.00	80.20
000-431800	Mechanical Permit	60,000.00	2,140.00	47,480.00	43,700.00	-	16,300.00	72.83
000-431900	Solicitor/Peddler Permit	2,000.00	10.00	2,800.00	3,050.00	-	(1,050.00)	152.50
000-431950	Animal/Pet Permit	250.00	-	400.00	100.00	-	150.00	40.00
000-432000	Cert of Occupancy Prmt	9,500.00	600.00	7,550.00	8,500.00	-	1,000.00	89.47

CITY OF SCHERTZ

REVENUE REPORT (UNAUDITED)

AS OF: September 30, 2023

101 GENERAL FUND		CURRENT BUDGET	CURRENT PERIOD	PRIOR YEAR Y-T-D	Y-T-D ACTUAL	Y-T-D ENCUMBRANCE	BUDGET BALANCE	% OF BUDGET
REVENUES								
000-432100	Security Alarm Permit	43,000.00	2,295.00	40,026.77	31,442.00	-	11,558.00	73.12
000-432300	Grading/Clearing Permit	15,000.00	(140.00)	27,219.95	26,656.72	-	(11,656.72)	177.71
000-432400	Development Permit	100,000.00	226.05	273,965.71	154,664.45	-	(54,664.45)	154.66
000-435000	Fire Permit	30,000.00	1,125.00	28,666.00	26,698.00	-	3,302.00	88.99
TOTAL Permits		1,717,800.00	420,226.55	2,167,429.49	1,948,992.95	-	(231,192.95)	113.46%
Licenses								
000-441000	Alcohol Beverage License	8,500.00	1,102.50	8,242.50	7,290.00	-	1,210.00	85.76
000-441300	Mobile Home License	120.00	-	120.00	80.00	-	40.00	66.67
000-442000	Contractors License	37,000.00	-	28,180.00	-	-	37,000.00	-
TOTAL Licenses		45,620.00	1,102.50	36,542.50	7,370.00	-	38,250.00	16.16%
Fees								
000-451000	Municipal Court Fines	525,000.00	15,809.99	475,978.73	334,330.33	-	190,669.67	63.68
000-451010	Texas Motor Carrier Fines	30,000.00	-	21,954.00	200.00	-	29,800.00	0.67
000-451015	CVE Out of Service	3,000.00	-	1,950.00	50.00	-	2,950.00	-
000-451100	Arrest Fee	12,000.00	469.68	15,353.56	9,634.33	-	2,365.67	80.29
000-451200	Warrant Fees	53,000.00	2,310.01	54,749.47	42,209.12	-	10,790.88	79.64
000-451340	Judicial Fee-City	300.00	12.70	343.97	235.00	-	65.00	78.33
000-451400	Traffic Fine Costs TTL	6,000.00	196.70	6,587.98	3,756.80	-	2,243.20	62.61
000-451510	Juvenile Case Mgmt Fee	3,000.00	105.84	2,876.55	1,958.37	-	1,041.63	65.28
000-451520	Truancy Fees	14,000.00	454.84	15,115.18	9,678.20	-	4,321.80	69.13
000-451530	Local Municipal Jury Fund	150.00	8.88	294.88	188.43	-	(38.43)	125.62
000-451600	Technology Fund Fee	13,000.00	443.10	14,171.09	9,181.43	-	3,818.57	70.63
000-451700	Security Fee	15,000.00	500.99	16,231.74	10,464.14	-	4,535.86	69.76
000-451800	Time Payment Fee-City	4,000.00	117.50	4,846.77	3,680.57	-	319.43	92.01
000-451850	State Fines 10% Service Fee	15,000.00	-	24,547.98	20,054.74	-	(5,054.74)	133.70
000-451900	DPS Payment-Local	4,000.00	168.40	4,426.96	3,092.67	-	907.33	77.32
000-452000	Child Safety Fee	5,000.00	192.55	4,841.96	3,019.24	-	1,980.76	60.38
000-452100	Platting Fees	54,000.00	-	55,250.00	58,500.00	-	(4,500.00)	108.33
000-452200	Site Plan Fee	23,000.00	2,500.00	23,000.00	28,000.00	-	(5,000.00)	121.74
000-452300	Plan Check Fee	570,000.00	186,690.25	592,968.92	636,188.36	-	(66,188.36)	111.61
000-452320	Tree Mitigation Admin Fee	15,000.00	-	11,550.00	-	-	15,000.00	-
000-452400	BOA/Variance Fees	2,500.00	500.00	3,500.00	3,500.00	-	(1,000.00)	140.00
000-452600	Specific Use/Zone Chng Fee	26,450.00	-	37,250.00	32,100.00	-	(5,650.00)	121.36
000-452710	Zoning Ltr & Dev Rights	2,550.00	-	4,800.00	3,450.00	-	(900.00)	135.29
000-453100	Reinspection Fees	190,000.00	15,550.00	185,725.00	241,250.00	-	(51,250.00)	126.97
000-453110	Swim Pool Inspection Fee	2,900.00	880.00	990.00	3,630.00	-	(730.00)	125.17

CITY OF SCHERTZ

REVENUE REPORT (UNAUDITED)

AS OF: September 30, 2023

101 GENERAL FUND		CURRENT BUDGET	CURRENT PERIOD	PRIOR YEAR Y-T-D	Y-T-D ACTUAL	Y-T-D ENCUMBRANCE	BUDGET BALANCE	% OF BUDGET
REVENUES								
000-453200	Lot Abatement	6,700.00	1,163.75	7,264.58	8,532.63	-	(1,832.63)	127.35
000-453211	Admin Fee-Inspections	10,000.00	800.00	10,400.00	5,900.00	-	4,100.00	59.00
000-453710	Foster Care	500.00	-	50.00	-	-	500.00	-
000-454200	Pool Gate Admission Fee	22,000.00	78.00	25,595.00	28,191.00	-	(6,191.00)	128.14
000-454300	Seasonal Pool Pass Fee	4,000.00	-	6,885.00	6,390.00	-	(2,390.00)	159.75
000-456110	Senior Center Memberships	16,000.00	1,736.00	23,718.00	26,889.00	-	(10,889.00)	168.06
000-456120	Senior Center Meal Fee	20,000.00	-	23,797.26	36,013.38	-	(16,013.38)	180.07
000-456500	HAZ MAT Fees	5,000.00	-	-	-	-	5,000.00	-
000-456600	Fire Re-inspection Fee	700.00	-	100.00	445.00	-	255.00	63.57
000-458000	Sale of General Fixed Assets	-	-	37,572.00	-	-	-	-
000-458110	Sale of Mdse - GovDeals	100,000.00	8,754.99	19,910.27	125,281.00	-	(25,281.00)	125.28
000-458400	Civic Center Rental Fees	225,000.00	5,025.00	315,026.49	249,391.67	-	(24,391.67)	110.84
000-458401	Capital Recovery Fee-Civic C	-	1,000.00	4,375.00	-	-	-	-
000-458402	Civic Center Ancillary Fees	-	-	2,115.00	(450.00)	-	450.00	-
000-458450	North Center Rental Fees	28,000.00	125.00	40,587.50	37,306.25	-	(9,306.25)	133.24
000-458460	Senior Center Rental	7,000.00	700.00	4,200.00	8,400.00	-	(1,400.00)	120.00
000-458500	Community Center Rental Fees	40,000.00	35.00	53,370.00	48,080.75	-	(8,080.75)	120.20
000-458501	Community Center Service Fees	-	-	900.00	-	-	-	-
000-458510	Grand Ballroom Rental Fees	-	-	(30,693.75)	-	-	-	-
000-458520	Cut-Off Hall Rental Fees	-	-	600.00	-	-	-	-
000-458540	Bluebonnet Hall Rental Fees	-	-	(3,137.50)	-	-	-	-
000-458550	Pavilion Rental Fees	25,000.00	1,887.50	26,775.00	28,195.00	-	(3,195.00)	112.78
000-458560	Chamber of Comm Rent	7,800.00	-	5,850.00	7,800.00	-	-	100.00
000-458570	Non-Resident SYSA League	10,000.00	-	7,500.00	10,420.00	-	(420.00)	104.20
000-458590	Cancellation Fees-Event Rental	1,500.00	450.00	2,150.00	5,850.00	-	(4,350.00)	390.00
000-458650	NonResident User Fee-BVYA	-	-	8,240.00	7,510.00	-	(7,510.00)	-
000-458660	BVYA Utility Reimbursement	15,000.00	5,225.29	10,134.02	18,691.78	-	(3,691.78)	124.61
000-458670	SYSA Utility Reimbursement	7,500.00	1,809.66	8,486.12	7,717.35	-	(217.35)	102.90
000-458675	Lions Futbol Utility Reimbrsmt	15,000.00	-	15,548.00	17,540.00	-	(2,540.00)	116.93
000-458685	Recreation Programs	1,000.00	175.00	(25.00)	17,664.00	-	(16,664.00)	1,766.40
000-458685.00	Rec Prgrm-Kickball Leagues	2,600.00	-	7,305.00	1,625.00	-	975.00	62.50
000-458700	Vehicle Impoundment	-	-	13,070.00	11,901.00	-	(11,901.00)	-
000-459300	Notary Fee	50.00	6.00	60.00	42.00	-	8.00	84.00
000-459600	Animal Adoption Fee	12,000.00	1,012.00	11,305.00	13,472.00	-	(1,472.00)	112.27
000-459700	Pet Impoundment Fee	13,000.00	180.00	11,870.00	10,227.00	-	2,773.00	78.67
000-459800	Police Reports Fee	5,000.00	120.00	5,613.39	5,296.00	-	(296.00)	105.92
TOTAL Fees		2,189,200.00	257,179.62	2,255,861.12	2,202,934.54	-	(13,734.54)	100.63%

CITY OF SCHERTZ

REVENUE REPORT (UNAUDITED)

AS OF: September 30, 2023

101 GENERAL FUND	CURRENT BUDGET	CURRENT PERIOD	PRIOR YEAR Y-T-D	Y-T-D ACTUAL	Y-T-D ENCUMBRANCE	BUDGET BALANCE	% OF BUDGET
REVENUES							
<u>Fines</u>							
000-463000 Library Fines	9,000.00	957.66	10,590.29	12,477.31	-	(3,477.31)	138.64
TOTAL Fines	9,000.00	957.66	10,590.29	12,477.31	-	(3,477.31)	138.64%
<u>Inter-Jurisdictional</u>							
000-473100 Bexar Co - Fire	21,077.00	-	7,025.92	-	-	21,077.00	-
000-473200 City of Seguin-Fire Contract	30,107.00	3,083.33	30,665.36	40,546.84	-	(10,439.84)	134.68
000-473300 Guadalupe Co-Library	220,000.00	18,096.00	217,152.00	217,152.00	-	2,848.00	98.71
000-474200 Library Services-Cibolo	40,000.00	-	40,000.00	40,000.00	-	-	100.00
000-474210 Library Services-Selma	25,000.00	-	24,825.00	25,275.00	-	(275.00)	101.10
000-474400 Dispatch Service-Cibolo	160,000.00	-	243,000.00	160,000.00	-	-	100.00
000-474600 School Crossing Guard-Bexar Co	36,000.00	4,195.99	41,882.08	45,333.28	-	(9,333.28)	125.93
000-474610 School Cross Guard-Guadalupe C	41,000.00	3,884.21	48,098.23	48,156.77	-	(7,156.77)	117.46
000-474620 School Crossing Guards - Comal	1,900.00	-	14,571.25	15,404.81	-	(13,504.81)	810.78
000-474700 School Officer Funding	551,268.00	135,808.75	275,634.00	543,235.00	-	8,033.00	98.54
000-474750 Crime Victim Liaison Agreement	25,000.00	-	18,750.00	37,500.00	-	(12,500.00)	150.00
TOTAL Inter-Jurisdictional	1,151,352.00	165,068.28	961,603.84	1,172,603.70	-	(21,251.70)	101.85%
<u>Fund Transfers</u>							
000-480000 Indirect Costs-EMS	216,994.00	18,082.83	212,740.00	216,994.00	-	-	100.00
000-480100 Indirect Costs-Hotel/Motel	69,915.00	5,826.25	74,443.00	69,915.00	-	-	100.00
000-481000 Transfer In - Reserves	1,086,155.00	-	-	-	-	1,086,155.00	-
000-485000 Interfund Charges-Drainage-5%	320,073.00	26,672.75	308,010.00	320,073.00	-	-	100.00
000-486000 Interfund Chrges-Admin W&S	1,493,620.00	124,468.33	1,478,230.00	1,493,620.00	-	-	100.00
000-486100 Transfer In	-	-	37,853.06	-	-	-	-
000-486202 Transfer In-Water&Sewer Fund	4,000.00	-	-	-	-	4,000.00	-
000-486203 Transfer In-EMS	4,000.00	-	-	-	-	4,000.00	-
000-486204 Transfer In-Drainage	1,000.00	-	-	-	-	1,000.00	-
000-487000 Interfund Charges-Fleet	470,050.00	42,818.00	505,509.00	513,816.00	-	(43,766.00)	109.31
000-488000 Interfund Charges-4B	542,221.00	-	506,984.00	542,221.00	-	-	100.00
TOTAL Fund Transfers	4,208,028.00	217,868.16	3,123,769.06	3,156,639.00	-	1,051,389.00	75.01%
<u>Miscellaneous</u>							
000-491000 Interest Earned	25,000.00	11,258.27	16,673.60	145,759.51	-	(120,759.51)	583.04
000-491200 Investment Income	250,000.00	79,792.04	157,925.98	894,187.22	-	(644,187.22)	357.67
000-491900 Unrealized Gain/Loss-CapOne	-	-	(83,863.57)	9,372.56	-	(9,372.56)	-
000-493000 Donations-Others	375.00	-	-	375.00	-	-	100.00
000-493120 Donations-Public Library	10,000.00	103.00	1,563.30	1,975.75	-	8,024.25	19.76
000-493400 Donations-Animal Control	5,000.00	-	4,786.90	1,795.00	-	3,205.00	35.90

CITY OF SCHERTZ

REVENUE REPORT (UNAUDITED)

AS OF: September 30, 2023

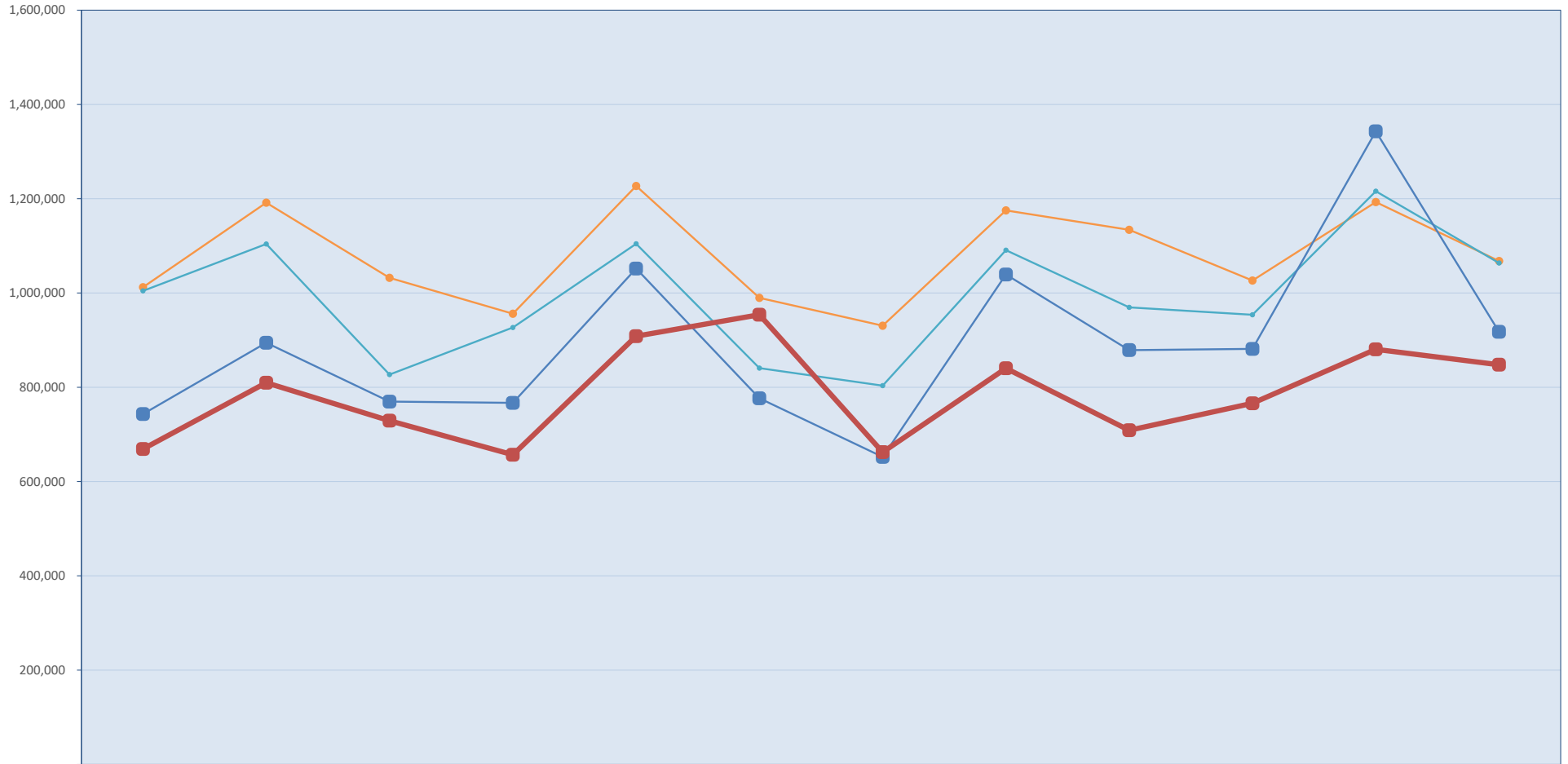
101 GENERAL FUND		CURRENT BUDGET	CURRENT PERIOD	PRIOR YEAR Y-T-D	Y-T-D ACTUAL	Y-T-D ENCUMBRANCE	BUDGET BALANCE	% OF BUDGET
REVENUES								
000-493401	Donations-A/C Microchip	-	-	85.00	-	-	-	-
000-493402	Donations-Spay&Neuter	-	-	70.00	-	-	-	-
000-493460	Donations- Parks	-	-	-	0.25	-	(0.25)	-
000-493465	Donations-Senior Center	10,000.00	54.00	4,874.33	2,314.05	-	7,685.95	23.14
000-493503	Donation-Fire Rescue	1,000.00	-	625.00	150.00	-	850.00	15.00
000-493618	Donation - Veteran's Memorial	1,250.00	75.00	2,930.00	1,575.00	-	(325.00)	126.00
000-493700	July 4th Activities	26,000.00	1,000.00	28,417.00	34,050.00	-	(8,050.00)	130.96
000-493701	Proceeds-Holidazzle	12,500.00	-	21,640.00	16,070.00	-	(3,570.00)	128.56
000-493704	Moving on Main	4,000.00	-	8,700.00	12,000.00	-	(8,000.00)	300.00
000-493706	Music, Movies in the Park	8,000.00	-	8,000.00	8,000.00	-	-	100.00
000-493707	Cornhole League	2,000.00	20.00	1,230.00	2,260.00	-	(260.00)	113.00
000-494481	LawEnforcemtOfficersStd&	5,000.00	-	4,151.77	4,106.62	-	893.38	82.13
000-495100	Mobile Stage Rental Fees	-	-	3,600.00	3,100.00	-	(3,100.00)	-
000-497000	Misc Income-Gen Fund	60,000.00	2,570.28	74,077.98	30,766.46	-	29,233.54	51.28
000-497005	Schertz Magazine Advertising	145,000.00	11,800.00	142,893.12	126,193.75	-	18,806.25	87.03
000-497100	Misc Income-Police	9,000.00	631.00	9,553.30	6,359.34	-	2,640.66	70.66
000-497150	Misc Income-Fire Department	-	-	0.11	-	-	-	-
000-497200	Misc Income-Library	3,000.00	238.50	4,060.45	4,979.70	-	(1,979.70)	165.99
000-497210	Misc Income-Library Copier	14,000.00	2,087.95	14,309.67	18,790.32	-	(4,790.32)	134.22
000-497300	Misc Income-Animal Control	500.00	-	420.00	1,110.00	-	(610.00)	222.00
000-497400	Misc Income-Streets Dept	50,000.00	1,304.00	33,953.91	36,804.69	-	13,195.31	73.61
000-497460	Misc Income-Parks	-	80.00	74.60	429.50	-	(429.50)	-
000-497500	Misc Income-TML Ins. Claims	25,000.00	19,718.28	23,065.18	61,595.44	-	(36,595.44)	246.38
000-497550	Misc Income-TML WC Reimbursmnt	10,000.00	-	58,164.18	7,828.71	-	2,171.29	78.29
000-497600	Misc Income-Vending Mach	1,600.00	328.04	2,406.85	2,556.45	-	(956.45)	159.78
000-497610	Misc Income-Muni Court	-	-	4.20	400.00	-	(400.00)	-
000-498000	Reimbursmnt-Gen Fund	20,000.00	-	-	-	-	20,000.00	-
000-498105	Reimbursmt Police OT-DEA	35,000.00	1,071.07	27,538.71	17,699.17	-	17,300.83	50.57
000-498110	Reimburmnt Fire-Emg Acti-OT	200,000.00	-	473,242.18	440,657.76	-	(240,657.76)	220.33
000-498150	Reimbursement - Library	7,000.00	7,519.90	8,094.24	7,519.90	-	(519.90)	107.43
TOTAL Miscellaneous		940,225.00	139,651.33	1,053,267.99	1,900,782.15	-	(960,557.15)	202.16%
TOTAL REVENUES		45,116,225.00	2,622,900.33	40,898,652.45	45,559,607.46	-	(443,382.46)	100.98%

GENERAL FUND
CASH IN BANK AND INVESTMENTS

AS OF: September 30, 2023

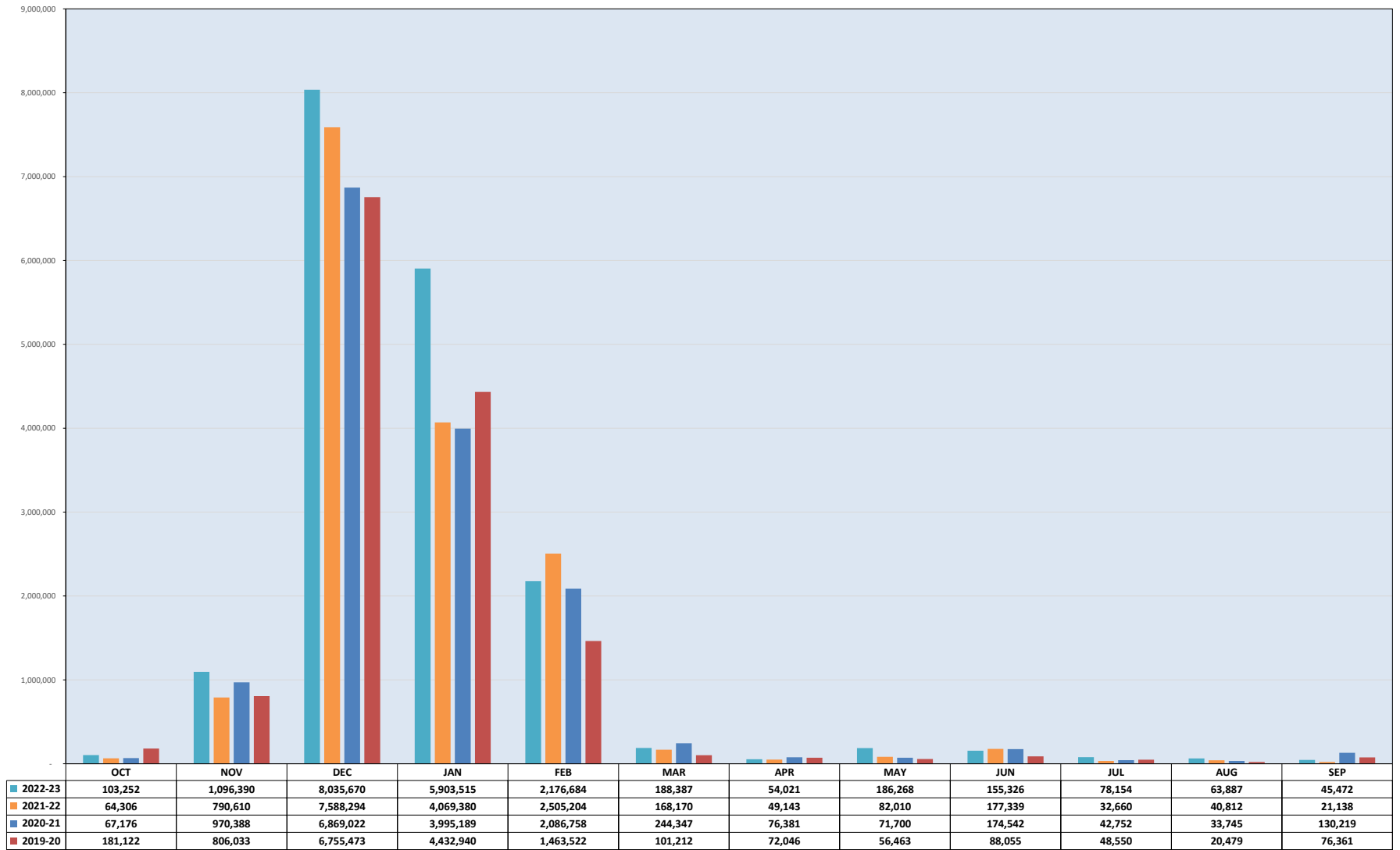
Cash in Bank		
Claim on Operating Cash Pool-Checking	\$	181,860.27
Cash in Investments		
LOGIC Investment-General Fund		15,911,345.70
LOGIC Investment-Equip Replacement		83,607.50
LOGIC Investment-Veh Replacement		563,747.24
LOGIC Investment-Air Condi Replacment		306,795.64
CAPITAL ONE Investment-General Fund		1,430,177.23
CD - CALIFORNIA CR UN GLENDALE		258,200.29
CD - Capital One MCLEAN		252,271.10
CD - Capital One ALLEN		252,271.10
CD - Goldman Sachs		252,271.10
Total Cash in Bank & Investments	\$	<u>19,492,547.17</u>

Sales Tax-General Fund



	OCT	NOV	DEC	JAN	FEB	MAR	APR	MAY	JUN	JUL	AUG	SEP
2022-23	1,012,285	1,191,635	1,032,144	956,099	1,227,037	989,612	930,666	1,175,108	1,134,030	1,026,350	1,192,848	1,067,895
2021-22	1,004,614	1,103,814	826,933	926,859	1,104,306	840,622	803,436	1,090,848	969,440	953,702	1,215,909	1,063,576
2020-21	743,235	894,399	769,523	766,917	1,051,843	776,582	652,217	1,039,235	878,852	881,389	1,342,856	917,603
2019-20	669,061	809,661	729,135	656,810	908,377	953,913	662,240	840,330	708,822	765,963	880,492	847,850

ADVALOREM TAX



CITY OF SCHERTZ
 REVENUE AND EXPENSE REPORT (UNAUDITED)
 AS OF: September 30, 2023

CITY OF SCHERTZ

	CURRENT BUDGET	CURRENT PERIOD	PRIOR YEAR Y-T-D	Y-T-D ACTUAL	Y-T-D ENCUMBRANCE	BUDGET BALANCE	% OF BUDGET
106-SPECIAL EVENTS FUND							
FINANCIAL SUMMARY							
<u>REVENUE SUMMARY</u>							
Fund Transfers	-	-	(146.72)	146.72	-	(146.72)	-
Miscellaneous	24,000.00	1,526.41	47,588.58	63,106.06	-	(39,106.06)	262.94
TOTAL REVENUES	24,000.00	1,526.41	47,441.86	63,252.78	-	(39,252.78)	263.55%
<u>EXPENDITURE SUMMARY</u>							
<u>GENERAL GOVERNMENT</u>							
<u>CULTURAL</u>							
KICK CANCER	10,000.00	-	9,848.94	22,194.63	-	(12,194.63)	221.95
HAL BALDWIN SCHOLARSHIP	14,000.00	-	19,719.28	25,554.70	-	(11,554.70)	182.53
TOTAL CULTURAL	24,000.00	-	29,568.22	47,749.33	-	(23,749.33)	198.96%
TOTAL EXPENDITURES	24,000.00	-	29,568.22	47,749.33	-	(23,749.33)	198.96%
REVENUE OVER(UNDER) EXPEND	-	1,526.41	17,873.64	15,503.45	-	(15,503.45)	

CITY OF SCHERTZ

REVENUE REPORT (UNAUDITED)

AS OF: September 30, 2023

CITY OF SCHERTZ

		CURRENT BUDGET	CURRENT PERIOD	PRIOR YEAR Y-T-D	Y-T-D ACTUAL	Y-T-D ENCUMBRANCE	BUDGET BALANCE	% OF BUDGET
106-SPECIAL EVENTS FUND								
REVENUES								
<u>Fund Transfers</u>								
000-486101	Transfer In-General Fund	-	-	(146.72)	146.72	-	(146.72)	-
TOTAL Fund Transfers		-	-	(146.72)	146.72	-	(146.72)	0.00%
<u>Miscellaneous</u>								
000-491200	Investment Income	-	86.41	147.24	891.43	-	(891.43)	-
000-492200	Kick Cancer	10,000.00	-	9,595.00	22,194.63	-	(12,194.63)	221.95
000-493621	Hal Baldwin Scholarship	14,000.00	1,440.00	37,846.34	40,020.00	-	(26,020.00)	285.86
TOTAL Miscellaneous		24,000.00	1,526.41	47,588.58	63,106.06	-	(39,106.06)	262.94%
TOTAL REVENUES		24,000.00	1,526.41	47,441.86	63,252.78	-	(39,252.78)	263.55%

SPECIAL EVENTS FUND
CASH IN BANK AND INVESTMENTS

AS OF: September 30, 2023

CITY OF SCHERTZ

Cash in Bank	Current
Claim on Operating Cash Pool-Checking	\$ 163,071.93
Cash in Investments	
Texas Class- Special Events	<u>19,086.97</u>
Total Cash in Bank & Investments	<u>\$ 182,158.90</u>

CITY OF SCHERTZ
 REVENUE AND EXPENSE REPORT (UNAUDITED)
 AS OF: September 30, 2023

	CURRENT BUDGET	CURRENT PERIOD	PRIOR YEAR Y-T-D	Y-T-D ACTUAL	Y-T-D ENCUMBRANCE	BUDGET BALANCE	% OF BUDGET
110-PEG FUND							
FINANCIAL SUMMARY							
REVENUE SUMMARY							
Franchises	90,000.00	-	79,402.59	74,016.18	-	15,983.82	82.24
Fund Transfers	854,770.00	-	-	-	-	854,770.00	-
TOTAL REVENUES	944,770.00	-	79,402.59	74,016.18	-	870,753.82	7.83%
EXPENDITURE SUMMARY							
GENERAL GOVERNMENT							
MISC & PROJECTS							
Professional Services	60,000.00	-	-	-	-	60,000.00	-
Capital Outlay	854,770.00	468,884.00	162,751.41	807,893.83	467,720.41	(420,844.24)	149.23
TOTAL MISC & PROJECTS	914,770.00	468,884.00	162,751.41	807,893.83	467,720.41	(360,844.24)	139.45%
TOTAL EXPENDITURES	914,770.00	468,884.00	162,751.41	807,893.83	467,720.41	(360,844.24)	139.45%
REVENUE OVER(UNDER) EXPEND	30,000.00	(468,884.00)	(83,348.82)	(733,877.65)	(467,720.41)	1,231,598.06	

CITY OF SCHERTZ

REVENUE REPORT (UNAUDITED)

AS OF: September 30, 2023

110-PEG FUND		CURRENT BUDGET	CURRENT PERIOD	PRIOR YEAR Y-T-D	Y-T-D ACTUAL	Y-T-D ENCUMBRANCE	BUDGET BALANCE	% OF BUDGET
REVENUES								
<u>Franchises</u>								
000-421350	Time Warner - PEG Fee	60,000.00	-	62,326.97	60,304.11	-	(304.11)	100.51
000-421465	AT&T PEG Fee	30,000.00	-	17,075.62	13,712.07	-	16,287.93	45.71
TOTAL Franchises		90,000.00	-	79,402.59	74,016.18	-	15,983.82	82.24%
<u>Fund Transfers</u>								
000-481000	Transfer In - Reserves	854,770.00	-	-	-	-	854,770.00	-
TOTAL Fund Transfers		854,770.00	-	-	-	-	854,770.00	0.00%
TOTAL REVENUES		944,770.00	-	79,402.59	74,016.18	-	870,753.82	7.83%

PEG FUND
CASH IN BANK AND INVESTMENTS

AS OF: September 30, 2023

Cash in Bank

Cash Balance

\$ 598,111.58

Total Cash in Bank & Investments

\$ 598,111.58

CITY OF SCHERTZ

REVENUE AND EXPENSE REPORT (UNAUDITED)

AS OF: September 30, 2023

	CURRENT BUDGET	CURRENT PERIOD	PRIOR YEAR Y-T-D	Y-T-D ACTUAL	Y-T-D ENCUMBRANCE	BUDGET BALANCE	% OF BUDGET
202-WATER & SEWER							
FINANCIAL SUMMARY							
REVENUE SUMMARY							
Franchises	400,000.00	2,500.00	360,419.37	309,035.39	-	90,964.61	77.26
Fees	27,487,000.00	3,025,378.76	28,981,667.20	30,316,022.76	-	(2,829,022.76)	110.29
Fund Transfers	150,000.00	12,500.00	439,669.70	150,000.00	-	-	100.00
Miscellaneous	448,858.00	42,867.83	6,834,861.32	699,835.68	-	(250,977.68)	155.91
TOTAL REVENUES	28,485,858.00	3,083,246.59	36,616,617.59	31,474,893.83	-	(2,989,035.83)	110.49%
EXPENDITURE SUMMARY							
BUSINESS OFFICE							
Personnel Services	568,896.00	58,433.11	425,743.41	524,305.54	5,556.96	39,033.50	93.14
Supplies	213,090.63	684.49	149,748.25	209,561.53	-	3,529.10	98.34
City Support Services	65,679.91	1,840.00	37,261.69	45,658.36	5,040.00	14,981.55	77.19
Utility Services	11,500.00	1,812.00	11,332.76	9,181.90	-	2,318.10	79.84
Operations Support	120,000.00	21,507.69	120,360.03	124,526.41	-	(4,526.41)	103.77
Staff Support	8,700.00	828.15	5,322.96	5,043.90	-	3,656.10	57.98
Professional Services	273,000.00	127.87	311,462.09	262,072.63	-	10,927.37	96.00
Maintenance Services	18,700.00	-	4,620.00	-	-	18,700.00	-
Operating Equipment	2,220.09	-	-	2,180.71	-	39.38	98.23
Capital Outlay	-	-	-	-	44.50	(44.50)	-
TOTAL BUSINESS OFFICE	1,281,786.63	85,233.31	1,065,851.19	1,182,530.98	10,641.46	88,614.19	93.09%
W & S ADMINISTRATION							
Personnel Services	2,027,484.00	240,929.69	1,821,806.99	1,854,493.29	21,508.20	151,482.51	92.53
Supplies	63,000.00	26,921.23	44,285.45	60,386.95	3,512.55	(899.50)	101.43
City Support Services	190,500.00	263.56	72,617.33	89,448.08	3.20	101,048.72	46.96
Utility Services	3,585,500.00	496,509.92	3,890,451.71	3,231,394.43	-	354,105.57	90.12
Operations Support	10,050.00	613.15	7,390.09	5,731.13	-	4,318.87	57.03
Staff Support	43,000.00	2,556.50	35,788.12	27,386.62	-	15,613.38	63.69
City Assistance	-	-	40.00	-	-	-	-
Professional Services	428,400.00	43,788.91	377,237.71	365,407.90	7,694.22	55,297.88	87.09
Fund Charges/Transfers	6,746,368.00	482,330.09	8,930,072.35	6,531,949.01	-	214,418.99	96.82
Maintenance Services	9,570,200.00	1,928,213.70	10,994,259.83	10,869,013.55	78,357.71	(1,377,171.26)	114.39
Other Costs	40,000.00	-	36,615.93	36,705.45	-	3,294.55	91.76
Debt Service	2,499,777.00	-	637,021.94	2,619,511.31	-	(119,734.31)	104.79
Other Financing Sources	-	-	57,094.83	-	-	-	-
Rental/Leasing	72,275.00	8,500.00	113,265.24	105,401.61	-	(33,126.61)	145.83
Operating Equipment	7,000.00	1,300.91	8,200.91	7,177.76	-	(177.76)	102.54
Capital Outlay	261,400.00	-	-	309,498.13	354,125.49	(402,223.62)	253.87
TOTAL PUBLIC WORKS	25,544,954.00	3,231,927.66	27,026,148.43	26,113,505.22	465,201.37	(1,033,752.59)	104.05%

CITY OF SCHERTZ

REVENUE AND EXPENSE REPORT (UNAUDITED)

AS OF: September 30, 2023

202-WATER & SEWER FINANCIAL SUMMARY	CURRENT BUDGET	CURRENT PERIOD	PRIOR YEAR Y-T-D	Y-T-D ACTUAL	Y-T-D ENCUMBRANCE	BUDGET BALANCE	% OF BUDGET
<u>MISC & PROJECTS</u>							
<u>PROJECTS</u>							
Fund Charges/Transfers	-	-	5,000,000.00	326,181.00	-	(326,181.00)	-
TOTAL PROJECTS	-	-	5,000,000.00	648,231.76	-	(648,231.76)	0.00%
TOTAL MISC & PROJECTS	-	-	5,000,000.00	648,231.76	-	(648,231.76)	0.00%
TOTAL EXPENDITURES	26,826,740.63	3,317,160.97	33,091,999.62	27,944,267.96	475,842.83	(1,593,370.16)	105.94%
** REVENUE OVER(UNDER)EXPENSES **	1,659,117.37	(233,914.38)	3,524,617.97	3,530,625.87	(475,842.83)	(1,395,665.67)	

CITY OF SCHERTZ

REVENUE REPORT (UNAUDITED)

AS OF: September 30, 2023

202-WATER & SEWER REVENUES	CURRENT BUDGET	CURRENT PERIOD	PRIOR YEAR Y-T-D	Y-T-D ACTUAL	Y-T-D ENCUMBRANCE	BUDGET BALANCE	% OF BUDGET
<u>Franchises</u>							
000-421490 Cell Tower Leasing	400,000.00	2,500.00	360,419.37	309,035.39	-	90,964.61	77.26
TOTAL Franchises	400,000.00	2,500.00	360,419.37	309,035.39	-	90,964.61	77.26%
<u>Fees</u>							
000-455200 Garbage Collection Fee	5,300,000.00	527,154.18	5,673,337.05	5,921,273.03	-	(621,273.03)	111.72
000-455600 Fire Line Fees	22,000.00	-	-	-	-	22,000.00	-
000-455700 Recycle Fee Revenue	340,000.00	29,468.62	348,489.59	350,633.77	-	(10,633.77)	103.13
000-455800 W&S Line Constructn Reimbur	25,000.00	50.00	11,541.00	1,560.00	-	23,440.00	6.24
000-457100 Sale of Water	12,600,000.00	1,611,487.76	13,249,624.06	14,061,245.51	-	(1,461,245.51)	111.60
000-457110 Edwards Water Lease	40,000.00	-	-	-	-	40,000.00	-
000-457120 Water Transfer Charge-Selma	15,000.00	-	-	-	-	15,000.00	-
000-457200 Sale of Meters	100,000.00	2,377.04	116,855.13	68,287.15	-	31,712.85	68.29
000-457400 Sewer Charges	8,800,000.00	824,547.86	9,256,697.32	9,585,342.67	-	(785,342.67)	108.92
000-457500 Water Penalties	240,000.00	30,068.30	322,373.05	325,180.63	-	(85,180.63)	135.49
000-458110 Sale of Merchandise - GovDeals	2,500.00	-	-	-	-	2,500.00	-
000-459200 NSF Check Fee-Water&Sewer	2,500.00	225.00	2,750.00	2,500.00	-	-	100.00
TOTAL Fees	27,487,000.00	3,025,378.76	28,981,667.20	30,316,022.76	-	(2,829,022.76)	110.29%
<u>Fund Transfers</u>							
000-486204 Interfnd Chrg-Drainage Billing	150,000.00	12,500.00	150,000.00	150,000.00	-	-	100.00
000-486406 Transfer In - Pblc Imprvmnt	-	-	0.36	-	-	-	-
TOTAL Fund Transfers	150,000.00	12,500.00	439,669.70	150,000.00	-	-	100.00%
<u>Miscellaneous</u>							
000-490000 Misc Charges	10,500.00	960.00	14,729.51	11,615.00	-	(1,115.00)	110.62
000-491000 Interest Earned	25,000.00	175.40	20,570.55	12,787.44	-	12,212.56	51.15
000-491200 Investment Income	100,000.00	41,333.78	75,302.89	404,207.10	-	(304,207.10)	404.21
000-496000 Water Construction Reserve Acc	-	-	-	1.00	-	(1.00)	-
000-497000 Misc Income-W&S	18,000.00	398.65	4,379.46	18,600.67	-	(600.67)	103.34
000-498110 Salary Reimb-SSLGC	295,358.00	-	340,912.86	252,623.47	-	42,734.53	85.53
000-498200 Reimbursmnt-W&S Project	-	-	-	1.00	-	(1.00)	-
000-499000 Change In Equity	-	-	1,438,934.00	-	-	-	-
000-499100 Distribution-GSE Bond Set	-	-	(0.15)	-	-	-	-
TOTAL Miscellaneous	448,858.00	42,867.83	6,834,861.32	699,835.68	-	(250,977.68)	155.91%
TOTAL REVENUES	28,485,858.00	3,083,246.59	36,616,617.59	31,474,893.83	-	(2,989,035.83)	110.49%

**WATER & SEWER
CASH IN BANK AND INVESTMENTS**

AS OF: September 30, 2023

Cash in Bank

Claim on Operating Cash Pool-Checking	\$ 846,115.44
---------------------------------------	---------------

Cash in Investments

Lone Star Investment-Water&Sewer	8,693,893.55
Lone Star Investment-W&S Customer Deposits	336,000.86
Lone Star Investment-W&S Equip Replacement	202,019.58
Lone Star Investment-W&S Veh Replacement	291,835.57
Schertz Bank & Trust-Certificate of Deposit	<u>1,183,796.96</u>
	\$ 10,707,546.52

Total Cash in Bank & Investments	<u><u>\$ 11,553,661.96</u></u>
---	---------------------------------------

CITY OF SCHERTZ
REVENUE AND EXPENSE REPORT (UNAUDITED)
AS OF: September 30, 2023

	CURRENT BUDGET	CURRENT PERIOD	PRIOR YEAR	Y-T-D	Y-T-D ACTUAL	Y-T-D ENCUMBRANCE	BUDGET BALANCE	% OF BUDGET
203-EMS								
<u>FINANCIAL SUMMARY</u>								
<u>REVENUE SUMMARY</u>								
Fees	7,605,302.40	772,904.31	7,780,594.93	8,632,266.80	-	(1,026,964.40)	113.50	
Inter-Jurisdictional	3,978,179.42	131,892.72	4,133,931.29	3,865,287.47	-	112,891.95	97.16	
Fund Transfers	262,000.00	-	7,380.53	-	-	262,000.00	-	
Miscellaneous	171,500.00	11,228.24	81,240.47	232,540.38	-	(61,040.38)	135.59	
TOTAL REVENUES	12,016,981.82	916,025.27	12,003,147.22	12,730,094.65	-	(713,112.83)	105.93%	
<u>EXPENDITURE SUMMARY</u>								
<u>PUBLIC SAFETY</u>								
<u>SCHERTZ EMS</u>								
Personnel Services	6,238,590.00	822,218.35	5,748,218.07	6,859,085.17	66,304.72	(686,799.89)	111.01	
Supplies	398,525.00	24,654.40	441,924.57	481,406.14	23,859.79	(106,740.93)	126.78	
City Support Services	158,500.00	1,677.78	81,609.59	88,439.69	1,677.78	68,382.53	56.86	
Utility Services	176,000.00	41,328.42	186,236.50	187,669.11	397.66	(12,066.77)	106.86	
Operations Support	31,500.00	3,280.89	33,776.74	31,635.01	409.00	(544.01)	101.73	
Staff Support	123,500.00	9,667.95	68,736.21	104,994.50	6,219.09	12,286.41	90.05	
City Assistance	624,989.01	103,081.50	623,522.15	622,720.71	167.00	2,101.30	99.66	
Professional Services	125,500.00	2,737.84	149,673.61	113,813.39	2,220.77	9,465.84	92.46	
Fund Charges/Transfers	3,145,058.40	242,727.29	3,292,460.69	3,441,866.76	-	(296,808.36)	109.44	
Maintenance Services	13,000.00	1,040.00	10,440.00	9,320.00	-	3,680.00	71.69	
Debt Service	-	-	-	-	-	-	-	
Rental/Leasing	150,000.00	-	(6,633.35)	78,509.17	-	71,490.83	52.34	
Operating Equipment	120,500.00	12,789.10	37,658.69	76,088.10	9,967.28	34,444.62	71.42	
Capital Outlay	710,000.00	4,950.00	17,240.00	476,408.50	207,093.68	26,497.82	96.27	
TOTAL PUBLIC SAFETY	12,015,662.41	1,270,153.52	10,684,863.47	12,571,956.25	318,316.77	(874,610.61)	107.28%	
TOTAL EXPENDITURES	12,015,662.41	1,270,153.52	10,684,863.47	12,571,956.25	318,316.77	(874,610.61)	107.28%	
** REVENUE OVER(UNDER) EXPENSES **	1,319.41	(354,128.25)	1,318,283.75	158,138.40	(318,316.77)	161,497.78		

CITY OF SCHERTZ
REVENUE REPORT (UNAUDITED)
AS OF: September 30, 2023

		CURRENT BUDGET	CURRENT PERIOD	PRIOR YEAR Y-T-D	Y-T-D ACTUAL	Y-T-D ENCUMBRANCE	BUDGET BALANCE	% OF BUDGET
203-EMS REVENUES								
<u>Fees</u>								
000-456100	Ambulance/Mileage Transprt Fee	7,248,302.40	718,069.78	7,400,892.24	8,252,577.81	-	(1,004,275.41)	113.86
000-456110	Passport Membership Fees	26,000.00	180.00	26,660.00	25,590.00	-	410.00	98.42
000-456120	EMT Class - Fees	140,000.00	38,600.00	170,975.00	163,765.00	-	(23,765.00)	116.98
000-456122	CE Class - Fees	20,000.00	-	18,523.20	20,691.35	-	(691.35)	103.46
000-456130	Immunization Fees	3,000.00	-	2,266.16	1,936.83	-	1,063.17	64.56
000-456140	Billing Fees-External	28,000.00	3,231.38	23,383.14	31,288.59	-	(3,288.59)	111.74
000-456150	Standby Fees	50,000.00	8,051.35	53,638.60	49,815.10	-	184.90	99.63
000-456155	Community Services Support	50,000.00	1,639.80	42,061.59	49,537.12	-	462.88	99.07
000-456160	MIH Services	40,000.00	3,132.00	42,145.00	37,065.00	-	2,935.00	92.66
000-459200	NSF Check Fee	-	-	50.00	-	-	-	-
TOTAL Fees		7,605,302.40	772,904.31	7,780,594.93	8,632,266.80	-	(1,026,964.40)	113.50%
<u>Inter-Jurisdictional</u>								
000-473500	Seguin/Guadalupe Co Support	927,934.89	77,327.91	850,607.01	927,934.92	-	(0.03)	100.00
000-474200	JBSA Support	654,777.78	54,564.81	582,130.94	653,788.45	-	989.33	99.85
000-474300	Cibolo Support	557,333.70	-	529,043.96	557,333.72	-	(0.02)	100.00
000-475100	Comal Co ESD #6	132,247.05	-	200,905.18	104,509.14	-	27,737.91	79.03
000-475200	Live Oak Support	273,764.40	-	259,350.75	273,764.40	-	-	100.00
000-475300	Universal City Support	345,554.30	-	335,884.88	345,554.32	-	(0.02)	100.00
000-475400	Selma Support	186,132.10	-	180,290.24	186,132.12	-	(0.02)	100.00
000-475500	Schertz Support	725,514.30	-	695,644.24	725,514.32	-	(0.02)	100.00
000-475600	Santa Clara Support	12,236.00	-	11,953.04	12,236.00	-	-	100.00
000-475800	Marion Support	22,684.90	-	21,363.88	22,684.92	-	(0.02)	100.00
000-475910	TASPP Program	140,000.00	-	466,757.17	55,835.16	-	84,164.84	39.88
TOTAL Inter-Jurisdictional		3,978,179.42	131,892.72	4,133,931.29	3,865,287.47	-	112,891.95	97.16%
<u>Fund Transfers</u>								
000-486000	Transfer In-Reserves	262,000.00	-	-	-	-	262,000.00	-
TOTAL Fund Transfers		262,000.00	-	7,380.53	-	-	262,000.00	0.00%
<u>Miscellaneous</u>								
000-491000	Interest Earned	1,500.00	1,357.40	1,163.96	12,059.90	-	(10,559.90)	803.99
000-491200	Investment Income	4,000.00	2,425.37	5,894.52	30,690.52	-	(26,690.52)	767.26
000-493203	Donations-EMS	2,000.00	-	1,500.00	1,215.00	-	785.00	60.75
000-497000	Misc Income	94,000.00	2,875.75	28,161.99	123,618.98	-	(29,618.98)	131.51
000-497100	Recovery of Bad Debt	20,000.00	483.00	12,902.88	14,663.30	-	5,336.70	73.32
000-497110	Collection Agency-Bad Debt	50,000.00	4,086.72	31,617.12	50,292.68	-	(292.68)	100.59
TOTAL Miscellaneous		171,500.00	11,228.24	81,240.47	232,540.38	-	(61,040.38)	135.59%
TOTAL REVENUES		12,016,981.82	916,025.27	12,003,147.22	12,730,094.65	-	(713,112.83)	105.93%

CITY OF SCHERTZ
CASH IN BANK AND INVESTMENTS

AS OF: September 30, 2023

Cash in Bank		
Claim on Operating Cash Pool-Checking	\$	385,204.45
Cash in Investments		
EMS-Logic		<u>444,012.50</u>
Total Cash in Bank & Investments	\$	<u>829,216.95</u>

CITY OF SCHERTZ
 REVENUE AND EXPENSE REPORT (UNAUDITED)
 AS OF: September 30, 2023

204-DRAINAGE FINANCIAL SUMMARY	CURRENT BUDGET	CURRENT PERIOD	PRIOR YEAR Y-T-D	Y-T-D ACTUAL	Y-T-D ENCUMBRANCE	BUDGET BALANCE	% OF BUDGET
REVENUE SUMMARY							
Permits	7,000.00	1,300.00	9,650.00	16,400.00	-	(9,400.00)	234.29
Fees	1,258,500.00	106,369.81	1,258,898.99	1,266,779.83	-	(8,279.83)	100.66
Fund Transfers	182,573.00	-	19,165.69	-	-	182,573.00	-
Miscellaneous	2,000.00	2,886.01	3,938.20	29,157.63	-	(27,157.63)	1,457.88
TOTAL REVENUES	1,450,073.00	110,555.82	1,291,652.88	1,312,337.46	-	137,735.54	90.50%
EXPENDITURE SUMMARY							
PUBLIC WORKS							
DRAINAGE							
Personnel Services	525,214.00	63,805.13	283,538.94	527,557.90	7,437.66	(9,781.56)	101.86
Supplies	6,950.00	2,939.71	10,989.28	5,861.10	17.84	1,071.06	84.59
City Support Services	16,000.00	87.85	4,490.30	5,306.58	3.20	10,690.22	33.19
Utility Services	16,900.00	5,758.02	26,435.76	33,966.94	-	(17,066.94)	200.99
Staff Support	14,000.00	141.59	11,171.34	7,660.81	-	6,339.19	54.72
City Assistance	200.00	-	40.00	-	-	200.00	-
Professional Services	42,500.00	1,278.00	16,224.68	40,595.12	2,668.96	(764.08)	101.80
Fund Charges/Transfers	575,443.00	47,870.25	682,199.02	574,443.00	-	1,000.00	99.83
Maintenance Services	75,000.00	16,699.20	9,763.59	29,832.31	12,710.05	32,457.64	56.72
Other Costs	100.00	-	100.00	105.00	-	(5.00)	105.00
Operating Equipment	2,500.00	-	2,458.58	2,402.25	-	97.75	96.09
Capital Outlay	165,000.00	59,101.75	-	132,716.42	60,457.50	(28,173.92)	117.08
TOTAL DRAINAGE	1,439,807.00	197,681.50	1,047,411.49	1,360,447.43	83,295.21	(3,935.64)	100.27%
TOTAL EXPENDITURES	1,439,807.00	197,681.50	1,047,411.49	1,360,447.43	83,295.21	(3,935.64)	100.27%
** REVENUE OVER(UNDER) EXPEND	10,266.00	(87,125.68)	244,241.39	(48,109.97)	(83,295.21)	141,671.18	

CITY OF SCHERTZ

REVENUE REPORT (UNAUDITED)

AS OF: September 30, 2023

		CURRENT BUDGET	CURRENT PERIOD	PRIOR YEAR Y-T-D	Y-T-D ACTUAL	Y-T-D ENCUMBRANCE	BUDGET BALANCE	% OF BUDGET
204-DRAINAGE								
<u>REVENUES</u>								
<u>Permits</u>								
000-432400	Floodplain Permit	7,000.00	1,300.00	9,650.00	16,400.00	-	(9,400.00)	234.29
TOTAL Permits		7,000.00	1,300.00	9,650.00	16,400.00	-	(9,400.00)	234.29%
<u>Fees</u>								
000-457500	Drainage Penalties	8,500.00	984.76	9,880.78	10,507.12	-	(2,007.12)	123.61
000-457600	Drainage Fee	1,250,000.00	105,385.05	1,249,018.21	1,256,272.71	-	(6,272.71)	100.50
TOTAL Fees		1,258,500.00	106,369.81	1,258,898.99	1,266,779.83	-	(8,279.83)	100.66%
<u>Fund Transfers</u>								
000-481000	Transfer In - Reserves	165,000.00	-	-	-	-	165,000.00	-
000-486101	Transfer In - General Fund	17,573.00	-	-	-	-	17,573.00	-
TOTAL Funds Transfers		182,573.00	-	19,165.69	-	-	182,573.00	0.00%
<u>Miscellaneous</u>								
000-491000	Interest Earned	500.00	219.59	710.43	3,588.69	-	(3,088.69)	717.74
000-491200	Investment Income	1,500.00	2,666.42	3,227.77	25,568.94	-	(24,068.94)	1,704.60
TOTAL Miscellaneous		2,000.00	2,886.01	3,938.20	29,157.63	-	(27,157.63)	1457.88%
TOTAL REVENUES		1,450,073.00	110,555.82	1,291,652.88	1,312,337.46	-	137,735.54	90.50%

DRAINAGE
CASH IN BANK AND INVESTMENTS

AS OF: September 30, 2023

Cash in Bank

Claim on Operating Cash Pool-Checking	\$ 89,798.75
---------------------------------------	--------------

Cash in Investments

Lone Star Investment-Drainage Maint Fund	<u>519,019.06</u>
--	-------------------

Total Cash in Bank & Investments	<u>\$ 608,817.81</u>
---	-----------------------------

CITY OF SCHERTZ
 REVENUE AND EXPENSE REPORT (UNAUDITED)
 AS OF: September 30, 2023

	CURRENT BUDGET	CURRENT PERIOD	PRIOR YEAR Y-T-D	Y-T-D ACTUAL	Y-T-D ENCUMBRANCE	BUDGET BALANCE	% OF BUDGET
314-HOTEL TAX							
FINANCIAL SUMMARY							
<u>REVENUE SUMMARY</u>							
Taxes	640,000.00	84,554.36	804,132.41	1,036,496.39	-	(396,496.39)	161.95
Miscellaneous	8,500.00	11,003.59	14,582.47	92,825.32	-	(84,325.32)	1,092.06
TOTAL REVENUES	648,500.00	95,557.95	818,714.88	1,129,321.71	-	(480,821.71)	174.14%
<u>EXPENDITURE SUMMARY</u>							
<u>NONDEPARTMENTAL</u>							
City Support Services	118,000.00	4,914.52	65,701.90	60,418.22	-	57,581.78	51.20
Operations Support	25,700.00	8,445.00	19,061.10	21,276.80	-	4,423.20	82.79
Professional Services	4,000.00	-	3,831.79	21,428.99	180.00	(17,608.99)	540.22
Fund Charges/Transfers	69,915.00	5,826.25	74,443.00	69,915.00	-	-	100.00
Maintenance Services	50,000.00	-	54,676.81	2,300.00	-	47,700.00	4.60
Operating Equipment	-	-	-	-	-	-	-
Capital Outlay	5,300.00	-	28,200.00	5,266.00	-	34.00	99.36
TOTAL NONDEPARTMENTAL	272,915.00	19,185.77	245,914.60	180,605.01	180.00	92,129.99	66.24%
TOTAL GENERAL GOVERNMENT	272,915.00	19,185.77	245,914.60	180,605.01	180.00	92,129.99	66.24%
MISC & PROJECTS							
<u>PROJECTS</u>							
Professional Services	-	-	57,214.83	1,440.00	-	(1,440.00)	-
Maintenance Services	-	-	1,128,295.01	40,997.22	-	(40,997.22)	-
TOTAL PROJECTS	-	-	1,185,509.84	42,437.22	-	(42,437.22)	0.00%
TOTAL MISC & PROJECTS	-	-	1,185,509.84	42,437.22	-	(42,437.22)	0.00%
TOTAL EXPENDITURES	272,915.00	19,185.77	1,431,424.44	223,042.23	180.00	49,692.77	81.79%
REVENUE OVER(UNDER) EXPENDITURE	375,585.00	76,372.18	(612,709.56)	906,279.48	(180.00)	(530,514.48)	

**HOTEL OCCUPANCY TAX FUND
CASH IN BANK AND INVESTMENTS**

AS OF: September 30, 2023

Cash in Bank

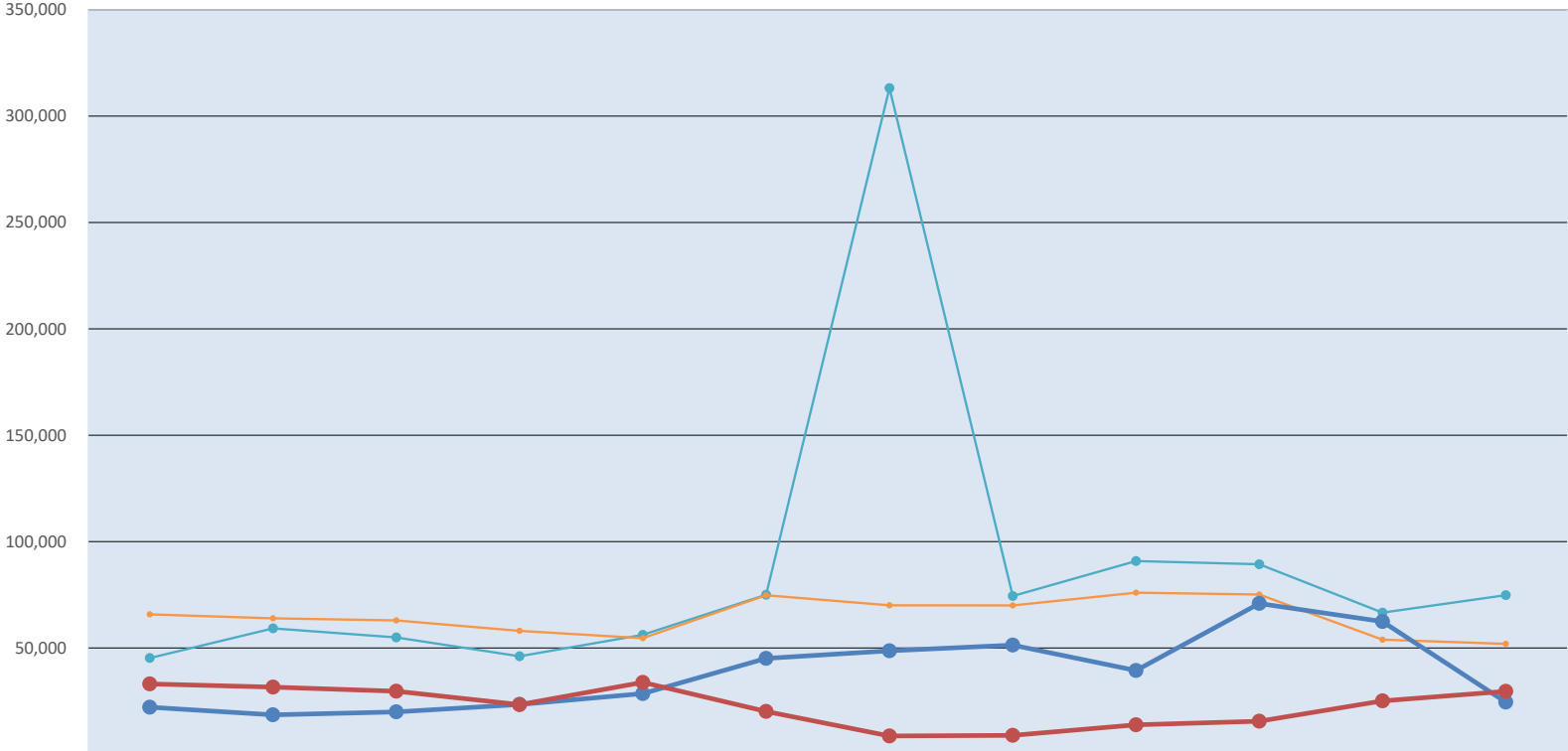
Claim on Operating Cash Pool-Checking \$ 95,571.74

Cash in Investments

Texas Class - Hotel Tax 2,420,773.60

Total Cash in Bank & Investments \$ 2,516,345.34

HOTEL OCCUPANCY TAX



	OCT	NOV	DEC	JAN	FEB	MAR	APR	MAY	JUN	JUL	AUG	SEP
2022-23	45,268	59,237	54,980	46,118	56,190	74,993	313,177	74,439	90,866	89,341	66,631	74,851
2021-22	65,789	63,938	62,952	58,027	54,614	74,755	70,056	70,014	75,996	75,155	53,940	51,934
2020-21	22,147	18,567	19,948	23,467	28,556	45,098	48,675	51,329	39,397	70,910	62,432	24,529
2019-20	33,124	31,590	29,661	23,382	33,841	20,209	8,643	8,934	13,859	15,559	25,115	29,624

CITY OF SCHERTZ
 REVENUE AND EXPENSE REPORT (UNAUDITED)
 AS OF: September 30, 2023

317-PARK	CURRENT BUDGET	CURRENT PERIOD	PRIOR YEAR Y-T-D	Y-T-D ACTUAL	Y-T-D ENCUMBRANCE	BUDGET BALANCE	% OF BUDGET
FINANCIAL SUMMARY							
REVENUE SUMMARY							
Fees	318,000.00	202,500.00	-	203,500.00	-	114,500.00	63.99
Fund Transfers	262,069.00	-	-	-	-	262,069.00	-
Miscellaneous	1,025.00	0.24	2,194.71	9,057.67	-	(8,032.67)	883.68
TOTAL REVENUES	581,094.00	202,500.24	2,194.71	212,557.67	-	368,536.33	36.58%
EXPENDITURE SUMMARY							
PARKLAND DEDICATION							
Professional Services	25,000.00	-	10,040.00	-	1,475.00	23,525.00	5.90
Capital Outlay	362,069.00	-	17,650.02	387,069.00	-	(25,000.00)	106.90
TOTAL PARKLAND DEDICATION	387,069.00	-	27,690.02	387,069.00	1,475.00	(1,475.00)	100.38%
TOTAL EXPENDITURES	387,069.00	-	27,690.02	387,069.00	1,475.00	(1,475.00)	100.38%
REVENUE OVER(UNDER) EXPEND	194,025.00	202,500.24	(25,495.31)	(174,511.33)	(1,475.00)	370,011.33	

CITY OF SCHERTZ

REVENUE REPORT (UNAUDITED)

AS OF: September 30, 2023

317-PARK REVENUES	CURRENT BUDGET	CURRENT PERIOD	PRIOR YEAR Y-T-D	Y-T-D ACTUAL	Y-T-D ENCUMBRANCE	BUDGET BALANCE	% OF BUDGET
<u>Fees</u>							
000-458800 Parkland Dedication	318,000.00	202,500.00	-	203,500.00	-	114,500.00	63.99
TOTAL Fees	318,000.00	202,500.00	-	203,500.00	-	114,500.00	63.99%
<u>Fund Transfers</u>							
000-48100 Transfer In- Reserves	262,069.00	-	-	-	-	262,069.00	-
TOTAL Fund Transfers	262,069.00	-	-	-	-	262,069.00	0.00%
<u>Miscellaneous</u>							
000-491000 Interest Earned	25.00	-	32.49	118.31	-	(93.31)	473.24
000-491200 Investment Income	1,000.00	0.24	2,162.22	8,939.36	-	(7,939.36)	893.94
TOTAL Miscellaneous	1,025.00	0.24	2,194.71	9,057.67	-	(8,032.67)	883.68%
TOTAL REVENUES	581,094.00	202,500.24	2,194.71	212,557.67	-	368,536.33	36.58%

PARK FUND
CASH IN BANK AND INVESTMENTS

AS OF: September 30, 2023

Cash in Bank	Current
Claim on Operating Cash Pool-Checking	86,970.59
Cash in Investments	
Texas Class- Park Fund	40.13
Total in Investment Pool	<u>40.13</u>
Total Cash in Bank & Investments	<u>87,010.72</u>

CITY OF SCHERTZ
 REVENUE AND EXPENSE REPORT (UNAUDITED)
 AS OF: September 30, 2023

319-TREE MITIGATION	CURRENT BUDGET	CURRENT PERIOD	PRIOR YEAR Y-T-D	Y-T-D ACTUAL	Y-T-D ENCUMBRANCE	BUDGET BALANCE	% OF BUDGET
FINANCIAL SUMMARY							
REVENUE SUMMARY							
Fees	70,000.00	-	136,950.00	48,065.00	-	21,935.00	68.66
Miscellaneous	1,400.00	3,378.19	5,324.04	35,599.36	-	(34,199.36)	2,542.81
TOTAL REVENUES	71,400.00	3,378.19	142,274.04	83,664.36	-	(12,264.36)	117.18%
EXPENDITURE SUMMARY							
TREE MITIGATION							
Maintenance Services	70,000.00	49,830.29	82,110.00	93,030.29	-	(23,030.29)	132.90
TOTAL TREE MITIGATION	70,000.00	49,830.29	82,110.00	93,030.29	-	(23,030.29)	132.90%
TOTAL EXPENDITURES	70,000.00	49,830.29	82,110.00	93,030.29	-	(23,030.29)	132.90%
REVENUE OVER(UNDER) EXPEND	1,400.00	(46,452.10)	60,164.04	(9,365.93)	-	10,765.93	

CITY OF SCHERTZ
 REVENUE REPORT (UNAUDITED)
 AS OF: September 30, 2023

319-TREE MITIGATION		CURRENT	CURRENT	PRIOR YEAR Y-T-D	Y-T-D ACTUAL	Y-T-D ENCUMBRANCE	BUDGET	% OF
REVENUES		BUDGET	PERIOD				BALANCE	BUDGET
<u>Fees</u>								
000-458900	Tree Mitigation	70,000.00	-	136,950.00	48,065.00	-	21,935.00	68.66
TOTAL Fees		70,000.00	-	136,950.00	48,065.00	-	21,935.00	68.66%
<u>Miscellaneous</u>								
000-491000	Interest Earned	200.00	13.93	38.88	589.77	-	(389.77)	294.89
000-491200	Investment Income	1,200.00	3,364.26	5,285.16	35,009.59	-	(33,809.59)	2,917.47
TOTAL Miscellaneous		1,400.00	3,378.19	5,324.04	35,599.36	-	(34,199.36)	2542.81%
TOTAL REVENUES		71,400.00	3,378.19	142,274.04	83,664.36	-	(12,264.36)	117.18%

TREE MITIGATION FUND
CASH IN BANK AND INVESTMENTS

AS OF: September 30, 2023

Cash in Bank	
Claim on Operating Cash Pool-Checking	\$5,376.23
Cash in Investments	
MBIA Investment-Tree Mitigation	<u>743,147.38</u>
Total Cash in Bank & Investments	<u>\$748,523.61</u>

CITY OF SCHERTZ
 REVENUE AND EXPENSE REPORT (UNAUDITED)
 AS OF: September 30, 2023

411-CAPITAL RECOVERY WATER	CURRENT BUDGET	CURRENT PERIOD	PRIOR YEAR Y-T-D	Y-T-D ACTUAL	Y-T-D ENCUMBRANCE	BUDGET BALANCE	% OF BUDGET
<u>FINANCIAL SUMMARY</u>							
<u>REVENUE SUMMARY</u>							
Fees	1,100,000.00	49,093.00	832,663.76	675,206.80	-	424,793.20	61.38
Miscellaneous	51,500.00	25,929.86	65,207.57	257,693.12	-	(206,193.12)	500.37
TOTAL REVENUES	1,151,500.00	75,022.86	897,871.33	932,899.92	-	218,600.08	81.02%
<u>EXPENDITURE SUMMARY</u>							
<u>GENERAL GOVERNMENT</u>							
<u>NONDEPARTMENTAL</u>							
Professional Services	44,000.00	10,175.25	37,233.55	11,175.25	26,263.56	6,561.19	85.09
TOTAL NON DEPARTMENTAL	55,748.00	10,175.25	37,233.55	11,175.25	26,263.56	18,309.19	67.16%
TOTAL EXPENDITURES	55,748.00	10,175.25	4,268,052.25	466,731.04	26,263.56	(437,246.60)	884.33%
REVENUE OVER(UNDER) EXPENDITURES	1,095,752.00	64,847.61	(3,370,180.92)	466,168.88	(26,263.56)	655,846.68	

CITY OF SCHERTZ

REVENUE REPORT (UNAUDITED)

AS OF: September 30, 2023

411-CAPITAL RECOVERY WATER REVENUES	CURRENT BUDGET	CURRENT PERIOD	PRIOR YEAR Y-T-D	Y-T-D ACTUAL	Y-T-D ENCUMBRANCE	BUDGET BALANCE	% OF BUDGET
<u>Fees</u>							
000-455900 Cap Rcvry-Water	1,100,000.00	49,093.00	832,663.76	675,206.80	-	424,793.20	61.38
TOTAL Fees	1,100,000.00	49,093.00	832,663.76	675,206.80	-	424,793.20	61.38%
<u>Fund Transfers</u>							
<u>Miscellaneous</u>							
000-491000 Interest Earned	1,500.00	-	754.20	1,697.12	-	(197.12)	113.14
000-491200 Investment Income	50,000.00	25,929.86	64,453.37	255,996.00	-	(205,996.00)	511.99
TOTAL Miscellaneous	51,500.00	25,929.86	65,207.57	257,693.12	-	(206,193.12)	500.37%
TOTAL REVENUES	1,151,500.00	75,022.86	897,871.33	932,899.92	-	218,600.08	81.02%

**CAPITAL RECOVERY WATER
CASH IN BANK AND INVESTMENTS**

AS OF: September 30, 2023

Cash in Bank		
Claim on Operating Cash Pool-Checking	\$	90,273.59
Cash in Investments		
Lone Star Investment-Capital Recovery Water		<u>5,262,579.17</u>
Total Cash in Bank & Investments	\$	<u>5,352,852.76</u>

CITY OF SCHERTZ
 REVENUE AND EXPENSE REPORT (UNAUDITED)
 AS OF: September 30, 2023

421-CAPITAL RECOVERY SEWER	CURRENT BUDGET	CURRENT PERIOD	PRIOR YEAR Y-T-D	Y-T-D ACTUAL	Y-T-D ENCUMBRANCE	BUDGET BALANCE	% OF BUDGET
FINANCIAL SUMMARY							
<u>REVENUE SUMMARY</u>							
Fees	550,000.00	111,756.00	371,261.32	523,142.18	-	26,857.82	95.12
Miscellaneous	51,500.00	22,874.50	59,886.70	262,198.52	-	(210,698.52)	509.12
TOTAL REVENUES	601,500.00	134,630.50	431,148.02	785,340.70	-	(183,840.70)	130.56%
<u>EXPENDITURE SUMMARY</u>							
GENERAL GOVERNMENT							
NONDEPARTMENTAL							
City Support Services	11,748.00	-	-	-	-	11,748.00	-
Professional Services	52,500.00	16,515.50	21,382.14	19,073.22	60,901.35	(27,474.57)	152.33
TOTAL NON DEPARTMENTAL	64,248.00	16,515.50	21,382.14	19,073.22	60,901.35	(15,726.57)	124.48%
TOTAL EXPENDITURES	64,248.00	16,515.50	21,382.14	19,073.22	60,901.35	(15,726.57)	124.48%
REVENUE OVER(UNDER) EXPENDITURES	537,252.00	118,115.00	409,765.88	766,267.48	(60,901.35)	(168,114.13)	

CITY OF SCHERTZ
 REVENUE REPORT (UNAUDITED)
 AS OF: September 30, 2023

421-CAPITAL RECOVERY SEWER REVENUES	CURRENT BUDGET	CURRENT PERIOD	PRIOR YEAR Y-T-D	Y-T-D ACTUAL	Y-T-D ENCUMBRANCE	BUDGET BALANCE	% OF BUDGET
<u>Fees</u>							
000-455910 Cap Rcvry-Waste Water	550,000.00	111,756	371,261.32	523,142.18	-	26,857.82	95.12
TOTAL Fees	550,000.00	111,756.00	371,261.32	523,142.18	-	26,857.82	95.12%
<u>Miscellaneous</u>							
000-491000 Interest Earned	1,500.00	157.96	6,414.51	20,447.69	-	(18,947.69)	1,363.18
000-491200 Investment Income	50,000.00	22,716.54	63,417.67	241,599.89	-	(191,599.89)	483.20
000-491900 Unrealize Gain/Loss-Capit One	-	-	(9,945.48)	150.94	-	(150.94)	-
TOTAL Miscellaneous	51,500.00	22,874.50	59,886.70	262,198.52	-	(210,698.52)	509.12%
TOTAL REVENUES	601,500.00	134,630.50	431,148.02	785,340.70	-	(183,840.70)	130.56%

**CAPITAL RECOVERY SEWER
CASH IN BANK AND INVESTMENTS**

AS OF: September 30, 2023

Cash in Bank

Claim on Operating Cash Pool-Checking	\$	66,180.46
---------------------------------------	----	-----------

Cash in Investments

Lone Star Investment-Capital Recovery Sewer		5,062,347.16
---	--	--------------

Capital One-Investment		<u>-</u>
------------------------	--	----------

Total Cash in Bank & Investments	\$	<u>5,128,527.62</u>
---	-----------	----------------------------

CITY OF SCHERTZ
 REVENUE AND EXPENSE REPORT (UNAUDITED)
 AS OF: September 30, 2023

431-ROADWAY IMPACT FEE AREA 1	CURRENT BUDGET	CURRENT PERIOD	PRIOR YEAR Y-T-D	Y-T-D ACTUAL	Y-T-D ENCUMBRANCE	BUDGET BALANCE	% OF BUDGET
FINANCIAL SUMMARY							
REVENUE SUMMARY							
Fees	250,000.00	10,110.00	252,871.82	301,561.43	-	(51,561.43)	120.62
Fund Transfers	88,173.00	-	-	-	-	88,173.00	-
Miscellaneous	5,200.00	4,738.81	6,035.39	42,128.00	-	(36,928.00)	810.15
TOTAL REVENUES	343,373.00	14,848.81	258,907.21	343,689.43	-	(316.43)	100.09%
EXPENDITURE SUMMARY							
GENERAL GOVERNMENT							
NONDEPARTMENTAL							
Professional Services	5,000.00	-	1,358.50	-	-	5,000.00	-
TOTAL NON DEPARTMENTAL	5,000.00	-	1,358.50	-	-	5,000.00	0.00%
MISC & PROJECTS							
Maintenance Services	88,173.00	-	-	88,172.99	-	0.01	100.00
TOTAL MISC & PROJECTS	88,173.00	-	-	88,172.99	-	0.01	100.00%
TOTAL EXPENDITURES	93,173.00	-	1,358.50	88,172.99	-	5,000.01	94.63%
REVENUE OVER(UNDER) EXPENDITURES	250,200.00	14,848.81	257,548.71	255,516.44	-	(5,316.44)	

CITY OF SCHERTZ

REVENUE REPORT (UNAUDITED)

AS OF: September 30, 2023

431-ROADWAY IMPACT FEE AREA 1	CURRENT BUDGET	CURRENT PERIOD	PRIOR YEAR Y-T-D	Y-T-D ACTUAL	Y-T-D ENCUMBRANCE	BUDGET BALANCE	% OF BUDGET
REVENUES							
<u>Fees</u>							
000-455921 CapitalRcvry-RoadwaysSrvAre	250,000.00	10,110	252,871.82	301,561.43	-	(51,561.43)	120.62
TOTAL Fees	250,000.00	10,110.00	252,871.82	301,561.43	-	(51,561.43)	120.62%
<u>Fund Transfers</u>							
000-481000 Transfer In - Reserves	88,173.00	-	-	-	-	88,173.00	-
TOTAL Fund Transfers	88,173.00	-	-	-	-	88,173.00	0.00%
<u>Miscellaneous</u>							
000-491000 Interest Earned	200.00	84.80	32.80	594.73	-	(394.73)	297.37
000-491200 Investment Income	5,000.00	4,654.01	6,002.59	41,533.27	-	(36,533.27)	830.67
TOTAL Miscellaneous	5,200.00	4,738.81	6,035.39	42,128.00	-	(36,928.00)	810.15%
TOTAL REVENUES	343,373.00	14,848.81	258,907.21	343,689.43	-	(316.43)	100.09%

ROADWAY IMPACT FEE AREA 1
CASH IN BANK AND INVESTMENTS

AS OF: September 30, 2023

Cash in Bank

Claim on Operating Cash Pool-Checking \$ 23,824.44

Cash in Investments

Lone Star Investment-Cap Rec Streets 1 1,037,662.93

Total Cash in Bank & Investments \$ 1,061,487.37

CITY OF SCHERTZ
 REVENUE AND EXPENSE REPORT (UNAUDITED)
 AS OF: September 30, 2023

432-ROADWAY IMPACT FEE AREA 2	CURRENT BUDGET	CURRENT PERIOD	PRIOR YEAR Y-T-D	Y-T-D ACTUAL	Y-T-D ENCUMBRANCE	BUDGET BALANCE	% OF BUDGET
FINANCIAL SUMMARY							
<u>REVENUE SUMMARY</u>							
Fees	200,000.00	38,438.75	341,649.60	191,017.49	-	8,982.51	95.51
Miscellaneous	1,600.00	2,942.27	4,087.07	28,497.71	-	(26,897.71)	1,781.11
TOTAL REVENUES	201,600.00	41,381.02	345,736.67	219,515.20	-	(17,915.20)	108.89%
<u>EXPENDITURE SUMMARY</u>							
GENERAL GOVERNMENT							
NONDEPARTMENTAL							
City Assistance	50,000.00	-	49,146.87	102,494.88	-	(52,494.88)	204.99
Professional Services	5,000.00	-	3,337.50	-	-	5,000.00	-
TOTAL NON DEPARTMENTAL	55,000.00	-	52,484.37	102,494.88	-	(47,494.88)	186.35%
TOTAL EXPENDITURES	55,000.00	-	52,484.37	102,494.88	-	(47,494.88)	186.35%
REVENUE OVER(UNDER) EXPENDITURES	146,600.00	41,381.02	293,252.30	117,020.32	-	29,579.68	

CITY OF SCHERTZ

REVENUE REPORT (UNAUDITED)

AS OF: September 30, 2023

432-ROADWAY IMPACT FEE AREA 2 REVENUES	CURRENT BUDGET	CURRENT PERIOD	PRIOR YEAR Y-T-D	Y-T-D ACTUAL	Y-T-D ENCUMBRANCE	BUDGET BALANCE	% OF BUDGET
<u>Fees</u>							
000-455910 CapitalRcvry-RoadwaysSrvAre	200,000.00	38,439	341,649.60	191,017.49	-	8,982.51	95.51
TOTAL Fees	200,000.00	38,438.75	341,649.60	191,017.49	-	8,982.51	95.51%
<u>Miscellaneous</u>							
000-491000 Interest Earned	100.00	2.46	52.25	622.06	-	(522.06)	622.06
000-491200 Investment Income	1,500.00	2,939.81	4,034.82	27,875.65	-	(26,375.65)	1,858.38
TOTAL Miscellaneous	1,600.00	2,942.27	4,087.07	28,497.71	-	(26,897.71)	1781.11%
TOTAL REVENUES	201,600.00	41,381.02	345,736.67	219,515.20	-	(17,915.20)	108.89%

ROADWAY IMPACT FEE AREA 2
CASH IN BANK AND INVESTMENTS

AS OF: September 30, 2023

Cash in Bank

Claim on Operating Cash Pool-Checking	\$	388.50
---------------------------------------	----	--------

Cash in Investments

Lone Star Investment-Cap Rec Streets 2		680,659.57
--	--	------------

Total Cash in Bank & Investments	\$	<u>681,048.07</u>
---	-----------	--------------------------

CITY OF SCHERTZ
REVENUE AND EXPENSE REPORT (UNAUDITED)
AS OF: September 30, 2023

433-ROADWAY IMPACT FEE AREA 3	CURRENT BUDGET	CURRENT PERIOD	PRIOR YEAR EXPENSE	PRIOR YEAR Y-T-D	Y-T-D ACTUAL	Y-T-D ENCUMBRANCE	BUDGET BALANCE	% OF BUDGET
FINANCIAL SUMMARY								
REVENUE SUMMARY								
Fees	375,000.00	(16,850.00)	-	204,433.00	168,500.00	-	206,500.00	44.93
Fund Transfers	160,000.00	-	-	-	-	-	160,000.00	-
Miscellaneous	5,050.00	5,830.72	-	9,675.43	62,942.13	-	(57,892.13)	1,246.38
TOTAL REVENUES	540,050.00	(11,019.28)	-	214,108.43	231,442.13	-	308,607.87	42.86%
EXPENDITURE SUMMARY								
GENERAL GOVERNMENT								
NONDEPARTMENTAL								
Professional Services	5,000.00	-	-	3,337.50	-	-	5,000.00	-
TOTAL NON DEPARTMENTAL	5,000.00	-	-	3,337.50	-	-	5,000.00	0.00%
TOTAL EXPENDITURES	165,000.00	-	-	3,337.50	152,020.75	-	12,979.25	92.13%
REVENUE OVER(UNDER) EXPENDITURES	375,050.00	(11,019.28)	-	210,770.93	79,421.38	-	295,628.62	

CITY OF SCHERTZ

REVENUE REPORT (UNAUDITED)

AS OF: September 30, 2023

433-ROADWAY IMPACT FEE AREA 3	CURRENT BUDGET	CURRENT PERIOD	PRIOR YEAR Y-T-D	Y-T-D ACTUAL	Y-T-D ENCUMBRANCE	BUDGET BALANCE	% OF BUDGET
REVENUES							
<u>Fees</u>							
000-455910 CapitalRcvry-RoadwaysSrvAre	375,000.00	(16,850)	204,433.00	168,500.00	-	206,500.00	44.93
TOTAL Fees	375,000.00	(16,850.00)	204,433.00	168,500.00	-	206,500.00	44.93%
<u>Fund Transfers</u>							
000-481000 Transfer In - Reserves	160,000.00	-	-	-	-	160,000.00	-
TOTAL Fund Transfers	160,000.00	-	-	-	-	160,000.00	0.00%
<u>Miscellaneous</u>							
000-491000 Interest Earned	50.00	2.57	30.59	191.91	-	(141.91)	383.82
000-491200 Investment Income	5,000.00	5,828.15	9,644.84	62,750.22	-	(57,750.22)	1,255.00
TOTAL Miscellaneous	5,050.00	5,830.72	9,675.43	62,942.13	-	(57,892.13)	1246.38%
TOTAL REVENUES	540,050.00	(11,019.28)	214,108.43	231,442.13	-	308,607.87	42.86%

ROADWAY IMPACT FEE AREA 3
CASH IN BANK AND INVESTMENTS

AS OF: September 30, 2023

Cash in Bank

Claim on Operating Cash Pool-Checking \$ 4,142.82

Cash in Investments

Lone Star Investment-Cap Rec Streets 3 1,258,579.80

Total Cash in Bank & Investments \$ 1,262,722.62

CITY OF SCHERTZ
 REVENUE AND EXPENSE REPORT (UNAUDITED)
 AS OF: September 30, 2023

434-ROADWAY IMPACT FEE AREA 4	CURRENT BUDGET	CURRENT PERIOD	PRIOR YEAR Y-T-D	Y-T-D ACTUAL	Y-T-D ENCUMBRANCE	BUDGET BALANCE	% OF BUDGET
FINANCIAL SUMMARY							
<u>REVENUE SUMMARY</u>							
Fees	3,000.00	-	-	-	-	3,000.00	-
Miscellaneous	40.00	29.21	79.23	349.85	-	(309.85)	874.63
TOTAL REVENUES	3,040.00	29.21	79.23	349.85	-	2,690.15	11.51%
<u>EXPENDITURE SUMMARY</u>							
GENERAL GOVERNMENT							
NONDEPARTMENTAL							
Professional Services	3,000.00	-	3,337.50	-	-	3,000.00	-
TOTAL NON DEPARTMENTAL	3,000.00	-	3,337.50	-	-	3,000.00	0.00%
TOTAL EXPENDITURES	3,000.00	-	3,337.50	-	-	3,000.00	0.00%
REVENUE OVER(UNDER) EXPENDITURES	40.00	29.21	(3,258.27)	349.85	-	(309.85)	

CITY OF SCHERTZ

REVENUE REPORT (UNAUDITED)

AS OF: September 30, 2023

434-ROADWAY IMPACT FEE AREA 4 REVENUES	CURRENT BUDGET	CURRENT PERIOD	PRIOR YEAR Y-T-D	Y-T-D ACTUAL	Y-T-D ENCUMBRANCE	BUDGET BALANCE	% OF BUDGET
<u>Fees</u>							
000-455910 CapitalRcvry-RoadwaysSrvAre	3,000.00	-	-	-	-	3,000.00	-
TOTAL Fees	3,000.00	-	-	-	-	3,000.00	0.00%
<u>Miscellaneous</u>							
000-491000 Interest Earned	10.00	0.01	2.76	2.38	-	7.62	23.80
000-491200 Investment Income	30.00	29.20	76.47	347.47	-	(317.47)	1,158.23
TOTAL Miscellaneous	40.00	29.21	79.23	349.85	-	(309.85)	874.63%
TOTAL REVENUES	3,040.00	29.21	79.23	349.85	-	2,690.15	11.51%

**ROADWAY IMPACT FEE AREA 4
CASH IN BANK AND INVESTMENTS**

AS OF: September 30, 2023

Cash in Bank

Claim on Operating Cash Pool-Checking	\$	3.19
---------------------------------------	----	------

Cash in Investments

Lone Star Investment-Cap Rec Streets 4		6,399.85
--	--	----------

Total Cash in Bank & Investments	\$	<u>6,403.04</u>
---	-----------	------------------------

CITY OF SCHERTZ
 REVENUE AND EXPENSE REPORT (UNAUDITED)
 AS OF: September 30 , 2023

	CURRENT BUDGET	CURRENT PERIOD	PRIOR YEAR Y-T-D	Y-T-D ACTUAL	Y-T-D ENCUMBRANCE	BUDGET BALANCE	% OF BUDGET
505-TAX I&S							
FINANCIAL SUMMARY							
<u>REVENUE SUMMARY</u>							
Taxes	7,696,355.00	23,822.59	7,182,899.57	7,812,625.77	-	(116,270.77)	101.51
Fund Transfers	814,143.00	-	2,737.08	3.42	-	814,139.58	-
Miscellaneous	175,750.00	5,133.95	4,710,057.58	287,331.73	-	(111,581.73)	163.49
TOTAL REVENUES	8,686,248.00	28,956.54	11,895,694.23	8,099,960.92	-	586,287.08	93.25%
<u>EXPENDITURE SUMMARY</u>							
<u>GENERAL GOVERNMENT</u>							
NONDEPARTMENTAL							
Professional Services	84,000.00	-	90,626.39	4,200.00	200.00	79,600.00	5.24
Debt Service	8,602,248.00	-	6,584,154.87	8,743,984.65	-	(141,736.65)	101.65
TOTAL GENERAL GOVERNMENT	8,686,248.00	-	11,118,662.26	8,748,184.65	200.00	(62,136.65)	100.72%
TOTAL EXPENDITURES	8,686,248.00	-	11,118,662.26	8,748,184.65	200.00	(62,136.65)	100.72%
** REVENUE OVER(UNDER) EXPEND	-	28,956.54	777,031.97	(648,223.73)	(200.00)	648,423.73	

CITY OF SCHERTZ
 REVENUE REPORT (UNAUDITED)
 AS OF: September 30 , 2023

		CURRENT BUDGET	CURRENT PERIOD	PRIOR YEAR Y-T-D	Y-T-D ACTUAL	Y-T-D ENCUMBRANCE	BUDGET BALANCE	% OF BUDGET
505-TAX I & S REVENUES								
<u>Taxes</u>								
000-411900	Property Tax Revenue	7,696,355.00	23,822.59	7,182,899.57	7,812,625.77	-	(116,270.77)	101.51
TOTAL Taxes		7,696,355.00	23,822.59	7,182,899.57	7,812,625.77	-	(116,270.77)	101.51%
<u>Fund Transfers</u>								
000-481000	Transfer In - Reserves	814,143.00	-	-	-	-	814,143.00	-
000-486100	Transfer In	-	-	-	3.42	-	(3.42)	-
000-486401	Transfer In -Bond Project Fund	-	-	2,737.08	-	-	-	-
TOTAL Fund Transfers		814,143.00	-	2,737.08	3.42	-	814,139.58	0.00%
<u>Miscellaneous</u>								
000-491000	Interest Earned	750.00	18.05	363.39	4,814.22	-	(4,064.22)	641.90
000-491200	Investment Income	75,000.00	5,115.90	143,062.44	100,582.63	-	(25,582.63)	134.11
000-491900	Bond Payable	-	-	421,632.00	-	-	-	-
000-495015	Contribution from SED	-	-	-	-	-	-	-
000-495020	Contribution From YMCA	100,000.00	-	75,000.00	125,000.00	-	(25,000.00)	125.00
000-497000	Misc Income	-	-	-	56,934.88	-	(56,934.88)	-
000-498000	Proceeds From Refunding Debt	-	-	4,069,999.75	-	-	-	-
TOTAL Miscellaneous		175,750.00	5,133.95	4,710,057.58	287,331.73	-	(111,581.73)	163.49%
TOTAL REVENUES		8,686,248.00	28,956.54	11,895,694.23	8,099,960.92	-	586,287.08	93.25%

CITY OF SCHERTZ
REVENUE AND EXPENSE REPORT (UNAUDITED)
AS OF: September 30 , 2023

505-TAX I & S

GENERAL GOVERNMENT NON DEPARTMENTAL		CURRENT BUDGET	CURRENT PERIOD	PRIOR YEAR Y-T-D	Y-T-D ACTUAL	Y-T-D ENCUMBRANCE	BUDGET BALANCE	% OF BUDGET
<u>Professional Services</u>								
101-541500	Paying Agent	4,000.00	-	3,800.00	4,200.00	200.00	(400.00)	110.00
101-541502	Cost of Bond Issuance	80,000.00	-	86,826.39	-	-	80,000.00	-
TOTAL Professional Services		84,000.00	-	90,626.39	4,200.00	200.00	79,600.00	5.24%
<u>Debt Service</u>								
101-555629	Bond-GO 2007 Principal	355,000.00	-	340,000.00	355,000.00	-	-	100.00
101-555629.1	Bond-GO 2007 Interest	71,123.00	-	85,151.18	70,561.37	-	561.63	99.21
101-555635	Bond-GO 2012 - Principal	-	-	375,000.00	-	-	-	-
101-555635.1	Bond-GO 2012 - Interest	-	-	4,218.75	-	-	-	-
101-555638	Bond-GO 2014 Refund-Principal	775,000.00	-	750,000.00	775,000.00	-	-	100.00
101-555638.1	Bond-GO 2014 Refund-Interest	245,150.00	-	268,025.00	245,150.00	-	-	100.00
101-555640.1	Bond-GO Ref 2015-Interest	37,050.00	-	37,050.00	37,050.00	-	-	100.00
101-555641.1	Tax Note - SR2015A - Interest	-	-	2,387.00	-	-	-	-
101-555642	Bond-GO SR2016-Principal	255,000.00	-	245,000.00	313,253.13	-	(58,253.13)	122.84
101-555642.1	Bond-GO SR2016-Interest	121,606.00	-	131,606.26	63,353.13	-	58,252.87	52.10
101-555643	Bond-TaxableB CO SR2016-Princi	65,000.00	-	60,000.00	65,000.00	-	-	100.00
101-555643.1	Bond-Taxable CO SR2016-Interes	38,388.00	-	40,262.50	38,387.50	-	0.50	100.00
101-555644	Bond-NonTaxA CO SR2016-Princip	205,000.00	-	195,000.00	205,000.00	-	-	100.00
101-555644.1	Bond-NonTax CO SR2016-Interest	32,469.00	-	40,468.76	32,468.76	-	0.24	100.00
101-555645	Bond-CO SR2017-Principal	315,000.00	-	305,000.00	315,000.00	-	-	100.00
101-555645.1	Bond-CO SR2017 - Interest	103,400.00	-	112,700.00	103,400.00	-	-	100.00
101-555646	Bond-GO SR2017 - Principal	170,000.00	-	165,000.00	170,000.00	-	-	100.00
101-555646.1	Bond-GO SR2017 - Interest	95,025.00	-	100,050.00	95,025.00	-	-	100.00
101-555647	Bond-GO 2018 Refund- Principal	595,000.00	-	585,000.00	595,000.00	-	-	100.00
101-555647.1	Bond-GO 2018 Refund - Interest	73,617.00	-	86,125.00	73,617.00	-	-	100.00
101-555648	Bond-CO SR2018 - Principal	260,000.00	-	245,000.00	260,000.00	-	-	100.00
101-555648.1	Bond-CO 2018 - Interest	151,263.00	-	163,887.50	151,262.50	-	0.50	100.00
101-555649	Bond-GO 2018 Ref - Principal	205,000.00	-	185,000.00	205,000.00	-	-	100.00
101-555649.1	Bond-GO 2018 Ref - Interest	172,069.00	-	181,818.76	172,068.76	-	0.24	100.00
101-555650	Bond-CO 2019-Principal	275,000.00	-	265,000.00	275,000.00	-	-	100.00
101-555650.1	Bond-CO 2019-Interest	106,800.00	-	114,900.00	106,800.00	-	-	100.00
101-555651	Bond-GO 2020-Principal	960,000.00	-	935,000.00	960,000.00	-	-	100.00
101-555651.1	Bond-GO 2020-Interest	174,063.00	-	211,962.50	174,062.50	-	0.50	100.00

CITY OF SCHERTZ
 REVENUE AND EXPENSE REPORT (UNAUDITED)
 AS OF: September 30 , 2023

505-TAX I & S

		CURRENT BUDGET	CURRENT PERIOD	PRIOR YEAR Y-T-D	Y-T-D ACTUAL	Y-T-D ENCUMBRANCE	BUDGET BALANCE	% OF BUDGET
GENERAL GOVERNMENT								
NON DEPARTMENTAL								
101-555652	Bond-GO 2021 Ref - Principal	350,000.00	-	-	350,000.00	-	-	100.00
101-555652.1	Bond-GO 2021 Ref - Interest	124,800.00	-	98,850.00	124,800.00	-	-	100.00
101-555653	Bond-CO 2022 - Principal	175,000.00	-	-	175,000.00	-	-	100.00
101-555653.1	Bond-CO 2022 - Interest	166,525.00	-	99,691.67	166,525.00	-	-	100.00
101-555654	Bond-CO 2022A - Principal	595,000.00	-	-	275,000.00	-	320,000.00	46.22
101-555654.1	Bond-CO 2022A - Interest	-	-	-	364,225.00	-	(364,225.00)	-
101-555655	Bond-GO 2022 - Principal	1,333,900.00	-	-	615,000.00	-	718,900.00	46.11
101-555655.1	Bond-GO 2022 - Interest	-	-	-	816,975.00	-	(816,975.00)	-
TOTAL Debt Service		8,602,248.00	-	6,584,154.87	8,743,984.65	-	(141,736.65)	101.65%
<u>Other Financing Sources</u>								
101-556300	Payment to Refund Debt	-	-	4,443,881.00	-	-	-	-
TOTAL Other Financing Sources		-	-	4,443,881.00	-	-	-	0.00%
TOTAL EXPENDITURES		8,686,248.00	-	11,118,662.26	8,748,184.65	200.00	(62,136.65)	100.72%

TAX I&S
CASH IN BANK AND INVESTMENTS

AS OF: September 30 , 2023

Cash in Bank		
Claim on Operating Cash Pool-Checking	\$	6,783.85
Texas Class Investment- Tax I&S		<u>1,152,466.18</u>
Total Cash in Bank & Investments	\$	<u>1,159,250.03</u>

CITY OF SCHERTZ
REVENUE AND EXPENSE REPORT (UNAUDITED)
AS OF: September 30, 2023

	CURRENT BUDGET	CURRENT PERIOD	PRIOR YEAR Y-T-D	Y-T-D ACTUAL	Y-T-D ENCUMBRANCE	BUDGET BALANCE	% OF BUDGET
620-SED CORPORATION							
FINANCIAL SUMMARY							
<u>REVENUE SUMMARY</u>							
Taxes	6,548,000.00	670,671.64	6,025,703.00	6,732,306.69	-	(184,306.69)	102.81
Fund Transfers	3,320,960.00	-	-	-	-	3,320,960.00	-
Miscellaneous	182,000.00	131,026.98	201,279.17	1,262,346.78	-	(1,080,346.78)	693.60
TOTAL REVENUES	10,050,960.00	801,698.62	6,226,982.17	7,994,653.47	-	2,056,306.53	79.54%
<u>EXPENDITURE SUMMARY</u>							
<u>NONDEPARTMENTAL</u>							
City Assistance	3,000,079.00	-	-	81,944.29	-	2,918,134.71	2.73
Fund Charges/Transfers	5,750,000.00	-	1,240,000.00	-	-	5,750,000.00	-
TOTAL NONDEPARTMENTAL	8,750,079.00	-	1,240,000.00	81,944.29	-	8,668,134.71	0.94%
<u>MISC & PROJECTS</u>							
<u>PROJECTS</u>							
<u>ECONOMIC DEVELOPMENT</u>							
Supplies	1,000.00	162.84	1,011.27	529.61	56.93	413.46	58.65
City Support Services	18,359.00	54.68	7,311.03	10,895.12	-	7,463.88	59.34
Utility Services	2,975.00	40.00	2,211.58	179.69	-	2,795.31	6.04
Operations Support	437,610.00	17,705.89	186,417.42	139,530.27	1,624.99	296,454.74	32.26
Staff Support	25,775.00	3,389.90	21,350.37	17,692.84	(335.00)	8,417.16	67.34
City Assistance	206,641.00	3,525.00	-	45,640.94	-	161,000.06	22.09
Professional Services	61,300.00	798.00	20,751.72	44,844.50	-	16,455.50	73.16
Fund Charges/Transfers	542,221.00	-	506,984.00	542,221.00	-	-	100.00
Operating Equipment	5,000.00	37.99	4,046.67	615.27	-	4,384.73	12.31
TOTAL ECONO DEVELOPMENT	1,300,881.00	25,714.30	750,084.06	802,149.24	1,346.92	497,384.84	61.77%
<u>FM3009 ROAD&BRIDGE EXPANSION</u>							
TOTAL EXPENDITURES	10,050,960.00	25,714.30	1,990,084.06	884,093.53	1,346.92	9,165,519.55	8.81%
** REVENUE OVER(UNDER) EXPEND	-	775,984.32	4,236,898.11	7,110,559.94	(1,346.92)	(7,109,213.02)	

SED CORPORATION
CASH IN BANK AND INVESTMENTS

AS OF: September 30, 2023

Cash in Bank

Claim on Operating Cash Pool-Checking	\$ 327,736.40
---------------------------------------	---------------

Cash in Investments

Texas Class Investment-Economic Development Corp	29,232,797.22
Schertz Bank & Trust-Certificate of Deposit	1,099,538.79
Schertz Bank & Trust-Certificate of Deposit	<u>1,153,501.52</u>

Total Cash in Bank & Investments	<u>\$ 31,813,573.93</u>
---	--------------------------------