

**September Statement  
Schertz, Texas**

**CITY OF SCHERTZ  
REVENUE AND EXPENSE REPORT (UNAUDITED)  
AS OF :December 31, 2023**

\*\*\*\*\* 2023 - 2024 \*\*\*\*\*

	<b>CURRENT BUDGET</b>	<b>CURRENT Y-T-D ACTUAL</b>	<b>Y-T-D ENCUMBR</b>	<b>BUDGET BALANCE</b>	<b>100% OF BUDGET</b>
<b>General Fund, 101</b>					
<b>Total Revenues</b>	<b>48,678,991.00</b>	<b>13,719,076.94</b>	<b>190,800.00</b>	<b>34,769,114.06</b>	<b>28.57%</b>
Total General Government	8,221,168.00	1,795,918.90	1,485,230.72	4,940,018.38	39.91%
Total Public Safety	24,188,441.56	4,647,656.86	3,074,852.98	16,465,931.72	31.93%
Total Public Environment	3,373,851.00	976,839.15	837,136.75	1,559,875.10	53.77%
Total Parks & Recreation	3,555,854.02	711,562.29	722,938.36	2,121,353.37	40.34%
Total Cultural	1,386,218.00	301,965.95	146,564.20	937,687.85	32.36%
Total Internal Services	8,940,296.00	2,091,087.61	1,350,961.65	5,498,246.74	38.50%
Total Misc & Projects	1,577,666.00	46,247.80	18,353.00	1,513,065.20	4.09%
<b>Total Expenditures</b>	<b>51,243,494.58</b>	<b>10,571,278.56</b>	<b>7,636,037.66</b>	<b>33,036,178.36</b>	<b>35.53%</b>
<b>Revenue Over(Under) Expenditures</b>	<b>(2,564,503.58)</b>	<b>3,147,798.38</b>	<b>(7,445,237.66)</b>		
<b>General Fund, 101 Total Cash in Bank &amp; Investments</b>		<b>20,979,553.71</b>			
<b>Special Events Fund, 106</b>					
Total Revenues	45,000.00	36,731.19	0.00	8,268.81	81.62%
Total Expenditures	45,000.00	19,329.90	0.00	25,670.10	42.96%
<b>Revenue Over(Under) Expenditures</b>	<b>0.00</b>	<b>17,401.29</b>	<b>0.00</b>		
<b>Special Events Fund, 106 Total Cash in Bank &amp; Investments</b>		<b>199,560.19</b>			
<b>Peg Fund, 110</b>					
Total Revenues	67,000.00	16,804.59	0.00	50,195.41	25.08%
Total Expenditures	67,000.00	43,463.60	450,601.41	(427,065.01)	737.41%
<b>Revenue Over(Under) Expenditures</b>	<b>0.00</b>	<b>(26,659.01)</b>	<b>(450,601.41)</b>		
<b>Peg Fund, 110 Total Cash in Bank &amp; Investments</b>		<b>85,449.57</b>			
<b>Water &amp; Sewer, 202</b>					
Total Revenues	31,504,800.00	8,230,144.59	0.00	23,274,655.41	26.12%
Total Expenditures	31,241,901.00	3,544,490.34	9,518,771.31	18,178,639.35	41.81%
<b>Revenue Over(Under) Expenditures</b>	<b>262,899.00</b>	<b>4,685,654.25</b>	<b>(9,518,771.31)</b>		
<b>Water &amp; Sewer, 202 Total Cash in Bank &amp; Investments</b>		<b>12,946,213.87</b>			
<b>EMS, 203</b>					
Total Revenues	12,860,223.01	3,080,088.58	0.00	9,780,134.43	23.95%
Total Expenditures	13,640,835.49	3,121,089.12	1,229,622.14	9,290,124.23	31.89%
<b>Revenue Over(Under) Expenditures</b>	<b>(780,612.48)</b>	<b>(41,000.54)</b>	<b>(1,229,622.14)</b>		
<b>EMS, 203 Total Cash in Bank &amp; Investments</b>		<b>345,105.84</b>			

**Monthly Statement  
Schertz, Texas**

**CITY OF SCHERTZ  
REVENUE AND EXPENSE REPORT (UNAUDITED)  
AS OF :December 31, 2023  
\*\*\*\*\* 2023 - 2024 \*\*\*\*\***

	<b>CURRENT BUDGET</b>	<b>CURRENT Y-T-D ACTUAL</b>	<b>Y-T-D ENCUMBR</b>	<b>BUDGET BALANCE</b>	<b>100% OF BUDGET</b>
<b>Drainage, 204</b>					
Total Revenues	1,376,623.00	337,889.97	0.00	1,038,733.03	24.54%
Total Expenditures	1,594,207.00	163,382.26	162,993.86	1,267,830.88	20.47%
<b>Revenue Over(Under) Expenditures</b>	<b>(217,584.00)</b>	<b>174,507.71</b>	<b>(162,993.86)</b>		
<b>Drainage, 204 Total Cash in Bank &amp; Investments</b>		<b>733,798.95</b>			
<b>Hotel Tax, 314</b>					
Total Revenues	901,500.00	242,239.01	0.00	659,260.99	26.87%
Total Expenditures	260,865.00	38,780.82	660.00	221,424.18	15.12%
<b>Revenue Over(Under) Expenditures</b>	<b>640,635.00</b>	<b>203,458.19</b>	<b>(660.00)</b>		
<b>Hotel Tax, 314 Total Cash in Bank &amp; Investments</b>		<b>2,718,610.27</b>			
<b>Park, 317</b>					
Total Revenues	100,000.00	1,068.35	0.00	98,931.65	1.07%
Total Expenditures	100,000.00	0.00	1,475.00	98,525.00	1.48%
<b>Revenue Over(Under) Expenditures</b>	<b>0.00</b>	<b>1,068.35</b>	<b>(1,475.00)</b>		
<b>Park, 317 Total Cash in Bank &amp; Investments</b>		<b>87,697.42</b>			
<b>Tree Mitigation, 319</b>					
Total Revenues	85,750.00	425,306.26	0.00	(339,556.26)	495.98%
Total Expenditures	75,000.00	4,200.00	0.00	70,800.00	5.60%
<b>Revenue Over(Under) Expenditures</b>	<b>10,750.00</b>	<b>421,106.26</b>	<b>0.00</b>		
<b>Tree Mitigation, 319 Total Cash in Bank &amp; Investments</b>		<b>1,119,799.58</b>			
<b>Capital Recovery Water, 411</b>					
Total Revenues	1,222,000.00	285,901.94	0.00	936,098.06	23.40%
Total Expenditures	55,748.00	0.00	26,263.56	29,484.44	47.11%
<b>Revenue Over(Under) Expenditures</b>	<b>1,166,252.00</b>	<b>285,901.94</b>	<b>(26,263.56)</b>		
<b>Capital Recovery Water, 411 Total Cash in Bank &amp; Investments</b>		<b>5,638,754.70</b>			
<b>Capital Recovery Sewer, 421</b>					
Total Revenues	700,000.00	423,409.39	0.00	276,590.61	60.49%
Total Expenditures	67,248.00	0.00	75,901.35	(8,653.35)	112.87%
<b>Revenue Over(Under) Expenditures</b>	<b>632,752.00</b>	<b>423,409.39</b>	<b>(75,901.35)</b>		
<b>Capital Recovery Sewer, 421 Total Cash in Bank &amp; Investments</b>		<b>4,917,183.42</b>			

**Monthly Statement  
Schertz, Texas**

**CITY OF SCHERTZ  
REVENUE AND EXPENSE REPORT (UNAUDITED)  
AS OF :December 31, 2023**

\*\*\*\*\* 2023 - 2024 \*\*\*\*\*

	<b>CURRENT BUDGET</b>	<b>CURRENT Y-T-D ACTUAL</b>	<b>Y-T-D ENCUMBR</b>	<b>BUDGET BALANCE</b>	<b>100% OF BUDGET</b>
<b>Roadway Impact Fee Area 1, 431</b>					
Total Revenues	325,175.00	(12,080.11)	0.00	337,255.11	-3.71%
Total Expenditures	5,000.00	0.00	0.00	5,000.00	0.00%
<b>Revenue Over(Under) Expenditures</b>	<b>320,175.00</b>	<b>(12,080.11)</b>	<b>0.00</b>		
<b>Roadway Impact Fee Area 1, 431 Total Cash in Bank &amp; Investments</b>		<b>1,049,407.26</b>			
<b>Roadway Impact Fee Area 2, 432</b>					
Total Revenues	245,650.00	36,688.07	0.00	208,961.93	14.94%
Total Expenditures	85,000.00	0.00	0.00	85,000.00	0.00%
<b>Revenue Over(Under) Expenditures</b>	<b>160,650.00</b>	<b>36,688.07</b>	<b>0.00</b>		
<b>Roadway Impact Fee Area 2, 432 Total Cash in Bank &amp; Investments</b>		<b>717,736.14</b>			
<b>Roadway Impact Fee Area 3, 433</b>					
Total Revenues	350,250.00	674,673.83	0.00	(324,423.83)	192.63%
Total Expenditures	5,000.00	0.00	0.00	5,000.00	0.00%
<b>Revenue Over(Under) Expenditures</b>	<b>345,250.00</b>	<b>674,673.83</b>	<b>0.00</b>		
<b>Roadway Impact Fee Area 3, 433 Total Cash in Bank &amp; Investments</b>		<b>1,937,396.45</b>			
<b>Roadway Impact Fee Area 4, 434</b>					
Total Revenues	3,360.00	91.39	0.00	3,268.61	2.72%
Total Expenditures	3,000.00	0.00	0.00	3,000.00	0.00%
<b>Revenue Over(Under) Expenditures</b>	<b>360.00</b>	<b>91.39</b>	<b>0.00</b>		
<b>Roadway Impact Fee Area 4, 434 Total Cash in Bank &amp; Investments</b>		<b>6,494.43</b>			
<b>I&amp;S, 505</b>					
Total Revenues	9,335,000.00	4,116,059.86	0.00	5,218,940.14	44.09%
Total Expenditures	8,602,744.78	1,200.00	200.00	8,601,344.78	0.02%
<b>Revenue Over(Under) Expenditures</b>	<b>732,255.22</b>	<b>4,114,859.86</b>	<b>(200.00)</b>		
<b>I&amp;S, 505 Total Cash in Bank &amp; Investments</b>		<b>5,274,109.89</b>			
<b>SED Corporation, 620</b>					
Total Revenues	8,407,000.00	2,337,592.62	0.00	6,069,407.38	27.81%
Total Expenditures	12,985,053.00	168,871.28	8,597.43	12,807,584.29	1.37%
<b>Revenue Over(Under) Expenditures</b>	<b>(4,578,053.00)</b>	<b>2,168,721.34</b>	<b>(8,597.43)</b>		
<b>SED Corporation, 620 Total Cash in Bank &amp; Investments</b>		<b>33,986,385.70</b>			
<b>Total Cash in Bank &amp; Investments</b>		<b>92,743,257.39</b>			

**CITY OF SCHERTZ**  
**REVENUE AND EXPENSE REPORT (UNAUDITED)**  
AS OF: December 31, 2023

<b>101 GENERAL FUND</b>	CURRENT BUDGET	CURRENT PERIOD	PRIOR YEAR Y-T-D	Y-T-D ACTUAL	Y-T-D ENCUMBRANCE	BUDGET BALANCE	% OF BUDGET
<b>REVENUES</b>							
<b><u>REVENUE SUMMARY</u></b>							
Taxes	35,018,000.00	9,653,749.48	12,611,182.23	12,062,271.54	-	22,955,728.46	34.45
Franchises	2,795,000.00	15,088.64	628,367.87	252,759.85	190,800.00	2,351,440.15	15.87
Permits	1,419,300.00	82,095.27	370,448.33	500,454.77	-	918,845.23	35.26
Licenses	9,120.00	60.00	3,132.50	4,227.50	-	4,892.50	46.35
Fees	1,896,140.00	69,419.76	468,431.67	410,019.47	-	1,486,120.53	21.62
Fines	11,000.00	757.53	2,909.02	2,623.61	-	8,376.39	23.85
Inter-Jurisdictional	1,196,684.00	6,326.99	266,342.97	113,000.53	-	1,083,683.47	9.44
Fund Transfers	4,493,340.00	-	924,715.06	-	-	4,493,340.00	-
Miscellaneous	1,840,407.00	138,211.66	371,032.71	373,719.67	-	1,466,687.33	20.31
<b>TOTAL REVENUES</b>	<b>48,678,991.00</b>	<b>9,965,709.33</b>	<b>15,646,562.36</b>	<b>13,719,076.94</b>	<b>190,800.00</b>	<b>34,769,114.06</b>	<b>28.57%</b>
<b><u>EXPENDITURE SUMMARY</u></b>							
<b><u>GENERAL GOVERNMENT</u></b>							
<b>CITY COUNCIL</b>							
Personnel Services	47,665.00	3,733.32	8,228.64	10,580.92	-	37,084.08	22.20
Supplies	500.00	236.00	25.00	392.25	-	107.75	78.45
City Support Services	61,000.00	15,598.99	9,924.06	15,744.99	204.72	45,050.29	26.15
Operations Support	250.00	-	-	-	88.63	161.37	35.45
Staff Support	32,150.00	8,962.89	5,705.81	11,653.05	562.22	19,934.73	37.99
Professional Services	10,000.00	-	-	-	-	10,000.00	0.00
<b>TOTAL CITY COUNCIL</b>	<b>151,565.00</b>	<b>28,531.20</b>	<b>23,883.51</b>	<b>38,371.21</b>	<b>855.57</b>	<b>112,338.22</b>	<b>25.88%</b>
<b>CITY MANAGER</b>							
Personnel Services	946,925.00	73,037.99	272,610.05	271,849.03	118,537.56	556,538.41	41.23
Supplies	1,470.00	74.59	155.87	135.80	90.98	1,243.22	15.43
City Support Services	1,960.00	-	360.00	360.00	5.50	1,594.50	18.65
Staff Support	27,005.00	3,266.53	1,472.99	9,542.24	2,490.02	14,972.74	44.56
Capital Outlay	-	-	-	-	44.50	(44.50)	-
<b>TOTAL CITY MANAGER</b>	<b>977,360.00</b>	<b>76,379.11</b>	<b>274,598.91</b>	<b>281,887.07</b>	<b>121,168.56</b>	<b>574,304.37</b>	<b>41.24%</b>
<b>MUNICIPAL COURT</b>							
Personnel Services	364,881.00	26,937.37	86,049.44	84,427.45	42,970.10	237,483.45	34.91
Supplies	1,500.00	-	80.30	-	112.35	1,387.65	7.49
City Support Services	1,000.00	-	159.71	-	-	1,000.00	0.00
Operations Support	2,000.00	-	-	18.79	1,112.31	868.90	56.56

**CITY OF SCHERTZ**  
**REVENUE AND EXPENSE REPORT (UNAUDITED)**  
AS OF: December 31, 2023

<b>101 GENERAL FUND</b>	<b>CURRENT BUDGET</b>	<b>CURRENT PERIOD</b>	<b>PRIOR YEAR Y-T-D</b>	<b>Y-T-D ACTUAL</b>	<b>Y-T-D ENCUMBRANCE</b>	<b>BUDGET BALANCE</b>	<b>% OF BUDGET</b>
Staff Support	6,900.00	-	744.91	885.98	1,110.54	4,903.48	28.94
Court Support	2,160.00	-	282.00	-	18.00	2,142.00	0.83
Professional Services	66,500.00	4,104.22	12,669.50	12,721.37	26,550.00	27,228.63	59.05
Maintenance Services	2,500.00	50.00	300.00	350.00	3,150.00	(1,000.00)	140.00
Operating Equipment	-	-	-	-	179.99	(179.99)	-
<b>TOTAL MUNICIPAL COURT</b>	<b>447,441.00</b>	<b>31,091.59</b>	<b>100,285.86</b>	<b>98,403.59</b>	<b>75,203.29</b>	<b>273,834.12</b>	<b>38.80%</b>
<b>CUSTOMER RELATIONS-311</b>							
Personnel Services	137,232.00	10,351.99	30,989.08	32,096.44	16,547.91	88,587.65	35.45
Supplies	125.00	-	34.33	29.74	22.49	72.77	41.78
Staff Support	550.00	-	-	-	-	550.00	-
Operating Equipment	350.00	-	-	350.00	-	-	100.00
<b>TOTAL CUSTOMER RELATIONS-311</b>	<b>138,257.00</b>	<b>10,351.99</b>	<b>31,023.41</b>	<b>32,476.18</b>	<b>16,570.40</b>	<b>89,210.42</b>	<b>35.47%</b>
<b>PLANNING &amp; ZONING</b>							
Personnel Services	411,736.00	31,422.91	47,247.33	88,474.87	48,880.45	274,380.68	33.36
Supplies	2,050.00	-	150.67	370.59	(1.96)	1,681.37	17.98
Operations Support	250.00	-	-	-	93.00	157.00	37.20
Staff Support	36,100.00	-	2,130.12	5,169.26	346.14	30,584.60	15.28
Professional Services	100.00	-	(10.00)	-	-	100.00	-
Operating Equipment	450.00	-	-	-	-	450.00	-
Capital Outlay	-	-	-	27,152.65	-	(27,152.65)	-
<b>TOTAL PLANNING &amp; ZONING</b>	<b>450,686.00</b>	<b>31,422.91</b>	<b>49,518.12</b>	<b>121,167.37</b>	<b>49,317.63</b>	<b>280,201.00</b>	<b>37.83%</b>
<b>LEGAL SERVICES</b>							
Operations Support	10,000.00	357.75	577.75	357.75	-	9,642.25	3.58
Professional Services	80,000.00	795.50	8,754.25	9,006.65	-	70,993.35	11.26
<b>TOTAL LEGAL SERVICES</b>	<b>90,000.00</b>	<b>1,153.25</b>	<b>9,332.00</b>	<b>9,364.40</b>	<b>-</b>	<b>80,635.60</b>	<b>10.40%</b>
<b>ECONOMIC DEVELOPMENT</b>							
Personnel Services	498,032.00	35,081.65	-	35,081.65	64,064.00	398,886.35	19.91
City Assistance	1,050,000.00	-	-	-	-	1,050,000.00	-
<b>TOTAL ECONOMIC DEVELOPMENT</b>	<b>1,548,032.00</b>	<b>35,081.65</b>	<b>-</b>	<b>35,081.65</b>	<b>64,064.00</b>	<b>1,448,886.35</b>	<b>19.91</b>
<b>CITY SECRETARY</b>							
Personnel Services	225,983.00	14,438.48	53,084.49	41,459.00	27,830.14	156,693.86	30.66
Supplies	1,700.00	555.49	217.43	703.38	10.93	985.69	42.02
City Support Services	8,000.00	1,215.58	-	2,922.88	67.00	5,010.12	37.37
Operations Support	150.00	-	100.00	-	-	150.00	-
Staff Support	4,900.00	(392.04)	158.95	678.46	952.28	3,269.26	33.28
Operating Equipment	-	538.10	-	538.10	-	(538.10)	-
<b>TOTAL CITY SECRETARY</b>	<b>240,733.00</b>	<b>16,355.61</b>	<b>53,560.87</b>	<b>46,301.82</b>	<b>28,860.35</b>	<b>165,570.83</b>	<b>31.22%</b>

**CITY OF SCHERTZ**  
**REVENUE AND EXPENSE REPORT (UNAUDITED)**  
AS OF: December 31, 2023

<b>101 GENERAL FUND</b>	<b>CURRENT BUDGET</b>	<b>CURRENT PERIOD</b>	<b>PRIOR YEAR Y-T-D</b>	<b>Y-T-D ACTUAL</b>	<b>Y-T-D ENCUMBRANCE</b>	<b>BUDGET BALANCE</b>	<b>% OF BUDGET</b>
<b>NON-DEPARTMENTAL</b>							
City Support Services	1,090,000.00	22,329.11	422,778.51	471,897.73	237,464.13	380,638.14	65.08
Operations Support	133,500.00	4,506.00	24,715.29	13,687.27	1,246.63	118,566.10	11.19
City Assistance	770,949.00	14,383.00	182,250.11	207,120.37	578,212.11	(14,383.48)	101.87
Professional Services	108,080.00	168.70	25,171.41	1,884.05	-	106,195.95	1.74
Fund Chrgs/Transfrs-Spec Events Fnd	27,757.00	-	146.72	-	-	27,757.00	-
Capital Outlay	-	5,525.72	-	19,580.25	-	(19,580.25)	-
<b>TOTAL NON-DEPARTMENTAL</b>	<b>2,130,286.00</b>	<b>46,912.53</b>	<b>655,062.04</b>	<b>714,169.67</b>	<b>816,922.87</b>	<b>599,193.46</b>	<b>71.87%</b>
<b>PUBLIC AFFAIRS</b>							
Personnel Services	377,337.00	23,943.75	82,803.09	68,605.61	45,617.45	263,113.94	30.27
Supplies	700.00	-	256.03	66.04	-	633.96	9.43
City Support Services	750.00	-	-	-	-	750.00	-
Operations Support	58,075.00	-	2,121.67	44.00	994.20	57,036.80	1.79
Staff Support	10,250.00	-	147.00	1,180.59	977.52	8,091.89	21.05
Professional Services	227,800.00	15,661.36	69,389.50	63,990.31	-	163,809.69	28.09
Operating Equipment	-	299.99	192.28	299.99	-	(299.99)	-
<b>TOTAL PUBLIC AFFAIRS</b>	<b>674,912.00</b>	<b>39,905.10</b>	<b>154,909.57</b>	<b>134,186.54</b>	<b>47,589.17</b>	<b>493,136.29</b>	<b>26.93%</b>
<b>ENGINEERING</b>							
Personnel Services	1,288,116.00	72,688.37	229,656.76	201,062.71	153,323.18	933,730.11	27.51
Supplies	3,400.00	93.50	483.31	239.23	547.89	2,612.88	23.15
City Support Services	-	-	-	-	673.54	(673.54)	-
Utility Services	8,000.00	-	1,151.30	654.56	-	7,345.44	8.18
Operations Support	410.00	1,001.81	-	6,139.36	48.50	(5,777.86)	1,509.23
Staff Support	20,970.00	643.64	439.01	999.64	207.68	19,762.68	5.76
Professional Services	50,000.00	-	12,988.50	-	23,999.75	26,000.25	48.00
Operating Equipment	1,000.00	-	-	-	-	1,000.00	-
Capital Outlay	-	27,552.65	-	75,413.90	85,878.34	(161,292.24)	-
<b>TOTAL ENGINEERING</b>	<b>1,371,896.00</b>	<b>101,979.97</b>	<b>244,718.88</b>	<b>284,509.40</b>	<b>264,678.88</b>	<b>822,707.72</b>	<b>40.03%</b>
<b>TOTAL GENERAL GOVERNMENT</b>	<b>8,221,168.00</b>	<b>384,083.26</b>	<b>1,596,893.17</b>	<b>1,795,918.90</b>	<b>1,485,230.72</b>	<b>4,940,018.38</b>	<b>39.91%</b>
<b>PUBLIC SAFETY</b>							
<b>POLICE</b>							
Personnel Services	10,485,486.00	735,035.59	2,260,694.66	2,235,563.07	1,217,415.66	7,032,507.27	32.93
Supplies	134,110.00	7,152.94	27,452.71	32,565.84	5,526.95	96,017.21	28.40
City Support Services	34,500.00	-	35,584.78	52,175.20	-	(17,675.20)	151.23
Utility Services	237,600.00	4,146.97	31,668.93	20,654.47	-	216,945.53	8.69
Operations Support	17,605.00	1,209.88	-	1,287.67	-	16,317.33	7.31
Staff Support	349,433.40	49,895.78	20,079.31	91,592.66	10,286.02	247,554.72	29.16
City Assistance	66,500.00	7,475.77	10,014.05	17,151.47	727.95	48,620.58	26.89

**CITY OF SCHERTZ**  
**REVENUE AND EXPENSE REPORT (UNAUDITED)**  
AS OF: December 31, 2023

<b>101 GENERAL FUND</b>	<b>CURRENT BUDGET</b>	<b>CURRENT PERIOD</b>	<b>PRIOR YEAR Y-T-D</b>	<b>Y-T-D ACTUAL</b>	<b>Y-T-D ENCUMBRANCE</b>	<b>BUDGET BALANCE</b>	<b>% OF BUDGET</b>
Professional Services	89,686.00	11,686.71	20,121.59	20,974.71	250.00	68,461.29	23.67
Maintenance Services	80,147.00	15,135.00	5,904.30	15,135.00	145.25	64,866.75	19.07
Rental/Leasing	550,000.00	-	-	-	-	550,000.00	-
Operating Equipment	490,258.16	24,153.08	1,211.52	34,605.87	72,924.18	382,728.11	21.93
Capital Outlay	1,369,301.00	7,396.00	-	7,396.00	431,392.35	930,512.65	32.04
<b>TOTAL POLICE</b>	<b>13,904,626.56</b>	<b>863,287.72</b>	<b>2,412,731.85</b>	<b>2,529,101.96</b>	<b>1,738,668.36</b>	<b>9,636,856.24</b>	<b>30.69%</b>
<b>FIRE RESCUE</b>							
Personnel Services	7,203,711.00	595,241.95	1,401,863.28	1,631,471.99	848,768.23	4,723,470.78	34.43
Supplies	24,412.00	1,769.00	2,725.24	7,233.92	808.26	16,369.82	32.94
Utility Services	132,240.00	5,407.88	17,999.90	16,453.70	525.79	115,260.51	12.84
Operations Support	4,436.00	88.63	100.00	88.63	-	4,347.37	2.00
Staff Support	245,174.00	10,507.54	30,612.70	38,006.71	11,670.75	195,496.54	20.26
City Assistance	30,000.00	713.54	13,071.00	2,545.40	-	27,454.60	8.48
Professional Services	70,000.00	-	4,800.00	6,049.35	-	63,950.65	8.64
Maintenance Services	119,743.00	14,269.28	2,452.58	14,890.36	1,206.24	103,646.40	13.44
Other Costs	10,000.00	2,257.00	11,341.50	8,285.31	-	1,714.69	82.85
Rental/Leasing	26,720.00	-	-	-	-	26,720.00	-
Operating Equipment	109,080.00	2,557.62	5,563.76	8,944.74	9,372.78	90,762.48	16.79
Capital Outlay	409,500.00	-	9,690.00	23,789.76	54,740.00	330,970.24	19.18
<b>TOTAL FIRE RESCUE</b>	<b>8,385,016.00</b>	<b>632,812.44</b>	<b>1,500,219.96</b>	<b>1,757,759.87</b>	<b>927,092.05</b>	<b>5,700,164.08</b>	<b>32.02%</b>
<b>INSPECTIONS</b>							
Personnel Services	1,237,876.00	80,783.74	230,543.87	253,729.59	144,153.64	839,992.77	32.14
Supplies	4,560.00	60.71	164.48	941.58	135.03	3,483.39	23.61
Utility Services	7,200.00	-	1,071.46	619.11	-	6,580.89	8.60
Operations Support	850.00	-	31.00	137.12	31.00	681.88	19.78
Staff Support	49,025.00	133.39	1,396.80	685.30	2,345.83	45,993.87	6.18
Professional Services	70,000.00	-	-	200.00	131,050.00	(61,250.00)	187.50
Operating Equipment	900.00	-	-	-	(293.97)	1,193.97	(32.66)
Capital Outlay	-	-	-	-	76,121.44	(76,121.44)	-
<b>TOTAL INSPECTIONS</b>	<b>1,370,411.00</b>	<b>80,977.84</b>	<b>233,207.61</b>	<b>256,312.70</b>	<b>353,542.97</b>	<b>760,555.33</b>	<b>44.50%</b>
<b>NEIGHBORHOOD SERVICES</b>							
Personnel Services	444,238.00	34,712.58	78,591.60	99,588.37	52,559.87	292,089.76	34.25
Supplies	9,950.00	40.74	149.55	362.08	32.67	9,555.25	3.97
Utility Services	6,500.00	-	866.82	251.90	-	6,248.10	3.88
Operations Support	1,700.00	-	31.00	-	-	1,700.00	-
Staff Support	33,100.00	-	1,750.12	2,774.98	2,957.06	27,367.96	17.32
Professional Services	2,450.00	-	-	-	-	2,450.00	-

**CITY OF SCHERTZ**  
**REVENUE AND EXPENSE REPORT (UNAUDITED)**  
AS OF: December 31, 2023

<b>101 GENERAL FUND</b>	<b>CURRENT BUDGET</b>	<b>CURRENT PERIOD</b>	<b>PRIOR YEAR Y-T-D</b>	<b>Y-T-D ACTUAL</b>	<b>Y-T-D ENCUMBRANCE</b>	<b>BUDGET BALANCE</b>	<b>% OF BUDGET</b>
Maintenance Services	30,000.00	-	404.46	1,505.00	-	28,495.00	5.02
Operating Equipment	450.00	-	-	-	-	450.00	-
<b>TOTAL NEIGHBORHOOD SERVICES</b>	<b>528,388.00</b>	<b>34,753.32</b>	<b>81,793.55</b>	<b>104,482.33</b>	<b>55,549.60</b>	<b>368,356.07</b>	<b>30.29%</b>
<b>TOTAL PUBLIC SAFETY</b>	<b>24,188,441.56</b>	<b>1,611,831.32</b>	<b>4,227,952.97</b>	<b>4,647,656.86</b>	<b>3,074,852.98</b>	<b>16,465,931.72</b>	<b>31.93%</b>
<b>PUBLIC ENVIRONMENT</b>							
<b>STREETS</b>							
Personnel Services	1,173,226.00	65,469.63	290,215.87	234,738.56	144,153.44	794,334.00	32.29
Supplies	226,005.00	13,476.45	25,607.18	24,006.74	8,209.38	193,788.88	14.25
City Support Services	6,500.00	440.46	564.62	440.46	334.87	5,724.67	11.93
Utility Services	252,500.00	15,334.98	40,287.78	34,044.71	-	218,455.29	13.48
Staff Support	22,400.00	2,351.48	3,813.81	2,422.28	1,304.39	18,673.33	16.64
Professional Services	30,380.00	-	-	-	3,231.08	27,148.92	10.64
Maintenance Services	1,394,940.00	21,894.56	502.40	648,832.40	414,847.60	331,260.00	76.25
Rental/Lease	6,000.00	-	848.23	-	-	6,000.00	-
Operating Equipment	6,900.00	-	250.00	-	227.99	6,672.01	3.30
Capital Outlay	255,000.00	-	-	32,354.00	264,828.00	(42,182.00)	116.54
<b>TOTAL STREETS</b>	<b>3,373,851.00</b>	<b>118,967.56</b>	<b>362,089.89</b>	<b>976,839.15</b>	<b>837,136.75</b>	<b>1,559,875.10</b>	<b>53.77%</b>
<b>TOTAL PUBLIC ENVIRONMENT</b>	<b>3,373,851.00</b>	<b>118,967.56</b>	<b>362,089.89</b>	<b>976,839.15</b>	<b>837,136.75</b>	<b>1,559,875.10</b>	<b>53.77%</b>
<b>PARKS &amp; RECREATION</b>							
<b>PARKS DEPARTMENT</b>							
Personnel Services	1,112,260.00	85,429.00	210,640.19	240,338.58	127,071.35	744,850.07	33.03
Supplies	94,680.00	35,669.59	12,709.35	41,580.52	19,215.33	33,884.15	64.21
City Support Services	194,300.00	25,214.68	46,941.33	72,381.56	13,009.94	108,908.50	43.95
Utility Services	276,000.00	55,730.26	16,596.68	65,030.36	716.00	210,253.64	23.82
Operations Support	1,000.00	1,044.97	274.25	1,044.97	-	(44.97)	104.50
Staff Support	25,819.02	1,174.52	4,271.09	7,767.97	858.95	17,192.10	33.41
Professional Services	194,987.00	32,599.00	22,621.60	38,811.73	58,693.13	97,482.14	50.01
Maintenance Services	17,400.00	5,821.20	2,663.50	8,507.14	1,077.02	7,815.84	55.08
Rental/Leasing	10,000.00	5,688.77	1,176.05	7,902.19	461.15	1,636.66	83.63
Operating Equipment	73,015.00	8,603.56	2,425.00	8,603.56	69,313.75	(4,902.31)	106.71
Capital Outlay	385,000.00	25,599.00	15,538.98	25,599.00	307,021.01	52,379.99	86.39
<b>TOTAL PARKS DEPARTMENT</b>	<b>2,384,461.02</b>	<b>282,574.55</b>	<b>335,858.02</b>	<b>517,567.58</b>	<b>597,437.63</b>	<b>1,269,455.81</b>	<b>46.76%</b>
<b>SWIM POOL</b>							
Supplies	27,000.00	4,223.20	21.15	7,753.20	455.00	18,791.80	30.40
Utility Services	25,500.00	14,234.45	2,573.46	19,366.56	202.77	5,930.67	76.74
Maintenance Services	542,052.00	35,444.83	72,120.46	35,444.83	70,805.33	435,801.84	19.60
<b>TOTAL SWIM POOL</b>	<b>594,552.00</b>	<b>53,902.48</b>	<b>74,715.07</b>	<b>62,564.59</b>	<b>71,463.10</b>	<b>460,524.31</b>	<b>22.54%</b>

**CITY OF SCHERTZ**  
**REVENUE AND EXPENSE REPORT (UNAUDITED)**  
AS OF: December 31, 2023

<b>101 GENERAL FUND</b>	<b>CURRENT BUDGET</b>	<b>CURRENT PERIOD</b>	<b>PRIOR YEAR Y-T-D</b>	<b>Y-T-D ACTUAL</b>	<b>Y-T-D ENCUMBRANCE</b>	<b>BUDGET BALANCE</b>	<b>% OF BUDGET</b>
<b>EVENT FACILITIES</b>							
Personnel Services	421,581.00	36,921.67	92,150.09	112,081.28	49,818.99	259,680.73	38.40
Supplies	4,410.00	7.57	946.45	689.14	345.70	3,375.16	23.47
Utility Services	65,779.00	5,412.54	8,528.34	10,313.06	1,181.61	54,284.33	17.47
Operations Support	6,650.00	-	-	66.78	-	6,583.22	1.00
Staff Support	5,191.00	71.60	576.46	2,255.49	904.96	2,030.55	60.88
Maintenance Services	2,450.00	-	-	-	-	2,450.00	-
Operating Equipment	10,780.00	580.38	1,274.96	620.37	1,786.37	8,373.26	22.33
Capital Outlay	60,000.00	-	-	5,404.00	-	54,596.00	9.01
<b>TOTAL EVENT FACILITIES</b>	<b>576,841.00</b>	<b>42,993.76</b>	<b>103,476.30</b>	<b>131,430.12</b>	<b>54,037.63</b>	<b>391,373.25</b>	<b>32.15%</b>
<b>TOTAL PARKS &amp; RECREATION</b>	<b>3,555,854.02</b>	<b>379,470.79</b>	<b>514,049.39</b>	<b>711,562.29</b>	<b>722,938.36</b>	<b>2,121,353.37</b>	<b>40.34%</b>
<b>CULTURAL</b>							
<b>LIBRARY</b>							
Personnel Services	1,101,378.00	84,709.13	238,639.35	238,996.19	125,783.72	736,598.09	33.12
Supplies	22,500.00	1,519.61	2,621.50	5,088.54	1,198.46	16,213.00	27.94
Utility Services	64,000.00	3,499.65	7,478.54	10,291.64	-	53,708.36	16.08
Operations Support	5,700.00	300.00	335.98	1,174.98	39.98	4,485.04	21.32
Staff Support	15,740.00	419.11	5,605.51	5,446.11	597.75	9,696.14	38.40
Professional Services	2,300.00	-	-	2,174.00	-	126.00	94.52
Operating Equipment	174,600.00	16,739.12	47,003.71	38,794.49	18,944.29	116,861.22	33.07
<b>TOTAL LIBRARY</b>	<b>1,386,218.00</b>	<b>107,186.62</b>	<b>301,684.59</b>	<b>301,965.95</b>	<b>146,564.20</b>	<b>937,687.85</b>	<b>32.36%</b>
<b>TOTAL CULTURAL</b>	<b>1,386,218.00</b>	<b>107,186.62</b>	<b>301,684.59</b>	<b>301,965.95</b>	<b>146,564.20</b>	<b>937,687.85</b>	<b>32.36%</b>
<b>INTERNAL SERVICE</b>							
<b>INFORMATION TECHNOLOGY</b>							
Personnel Services	1,165,654.00	90,719.85	252,125.95	264,264.45	138,434.15	762,955.40	34.55
Supplies	8,800.00	342.15	457.36	1,669.27	421.88	6,708.85	23.76
City Support Services	1,218,525.00	158,159.10	113,449.44	320,597.87	122,512.85	775,414.28	36.36
Utility Services	422,000.00	81,722.01	72,202.25	140,442.50	3,329.52	278,227.98	34.07
Staff Support	66,100.00	3,563.74	4,898.93	15,227.87	13,674.52	37,197.61	43.73
Professional Services	15,000.00	15,091.72	-	16,543.24	5,917.67	(7,460.91)	149.74
Maintenance Services	3,800.00	-	546.85	-	-	3,800.00	-
Rental/Leasing	-	-	1,294.74	-	-	-	-
Operating Equipment	293,500.00	4,247.13	12,491.64	26,940.16	86,866.50	179,693.34	38.78
Capital Outlay	162,000.00	-	-	-	13,466.16	148,533.84	8.31
<b>TOTAL INFORMATION TECHNOLOGY</b>	<b>3,355,379.00</b>	<b>353,845.70</b>	<b>457,467.16</b>	<b>785,685.36</b>	<b>384,623.25</b>	<b>2,185,070.39</b>	<b>34.88%</b>

**CITY OF SCHERTZ**  
**REVENUE AND EXPENSE REPORT (UNAUDITED)**  
AS OF: December 31, 2023

<b>101 GENERAL FUND</b>	<b>CURRENT BUDGET</b>	<b>CURRENT PERIOD</b>	<b>PRIOR YEAR Y-T-D</b>	<b>Y-T-D ACTUAL</b>	<b>Y-T-D ENCUMBRANCE</b>	<b>BUDGET BALANCE</b>	<b>% OF BUDGET</b>
<b>HUMAN RESOURCES</b>							
Personnel Services	576,770.00	41,342.80	120,584.01	124,194.96	66,138.61	386,436.43	33.00
Supplies	3,860.00	-	308.08	126.43	135.49	3,598.08	6.79
Human Services	179,850.00	4,593.28	35,243.58	21,158.77	67,748.30	90,942.93	49.43
Operations Support	22,450.00	59.99	2,023.73	1,499.83	-	20,950.17	6.68
Staff Support	51,950.00	6,561.24	12,999.67	12,497.96	8,957.07	30,494.97	41.30
City Assistance	15,000.00	450.00	2,049.00	1,814.00	1,927.00	11,259.00	24.94
Professional Services	64,500.00	35,000.00	-	60,000.00	-	4,500.00	93.02
Operating Equipment	500.00	-	-	-	42.76	457.24	8.55
<b>TOTAL HUMAN RESOURCES</b>	<b>914,880.00</b>	<b>88,007.31</b>	<b>173,208.07</b>	<b>221,291.95</b>	<b>144,949.23</b>	<b>548,638.82</b>	<b>40.03%</b>
<b>FINANCE</b>							
Personnel Services	733,269.00	45,871.45	175,587.15	130,508.06	87,226.02	515,534.92	29.69
Supplies	2,700.00	656.33	663.83	877.13	433.01	1,389.86	48.52
Operations Support	-	-	-	-	184.95	(184.95)	-
Staff Support	4,160.00	-	486.99	1,063.91	-	3,096.09	25.57
Professional Services	52,500.00	10,000.00	871.01	13,500.00	1,150.00	37,850.00	27.90
Operating Equipment	300.00	-	-	-	-	300.00	-
<b>TOTAL FINANCE</b>	<b>792,929.00</b>	<b>56,527.78</b>	<b>177,608.98</b>	<b>145,949.10</b>	<b>88,993.98</b>	<b>557,985.92</b>	<b>29.63%</b>
<b>PURCHASING &amp; ASSET MGT</b>							
Personnel Services	297,911.00	12,940.60	69,139.30	38,088.88	35,427.36	224,394.76	24.68
Supplies	4,140.00	271.75	678.31	552.07	239.47	3,348.46	19.12
Operations Support	7,600.00	252.31	2,424.25	1,551.31	1,149.25	4,899.44	35.53
Staff Support	14,825.00	71.60	1,697.05	(921.77)	124.94	15,621.83	(5.37)
City Assistance	1,490.00	213.00	110.00	353.00	270.00	867.00	41.81
Operating Equipment	2,500.00	-	-	379.82	-	2,120.18	15.19
<b>TOTAL PURCHASING &amp; ASSET MGT</b>	<b>328,466.00</b>	<b>13,749.26</b>	<b>74,048.91</b>	<b>40,003.31</b>	<b>37,211.02</b>	<b>251,251.67</b>	<b>23.51%</b>
<b>FLEET SERVICE</b>							
Personnel Services	829,076.00	62,321.75	146,553.44	183,079.25	95,868.76	550,127.99	33.65
Supplies	242,350.00	25,417.19	33,833.16	61,518.95	34,869.61	145,961.44	39.77
City Support Services	7,000.00	-	-	-	1,274.58	5,725.42	18.21
Utility Services	12,000.00	-	1,561.21	1,105.86	-	10,894.14	9.22
Staff Support	36,800.00	2,669.30	4,476.24	9,147.28	3,651.48	24,001.24	34.78
Maintenance Services	308,000.00	55,934.01	47,268.39	100,240.98	42,066.77	165,692.25	46.20

**CITY OF SCHERTZ**  
**REVENUE AND EXPENSE REPORT (UNAUDITED)**  
AS OF: December 31, 2023

<b>101 GENERAL FUND</b>	<b>CURRENT BUDGET</b>	<b>CURRENT PERIOD</b>	<b>PRIOR YEAR Y-T-D</b>	<b>Y-T-D ACTUAL</b>	<b>Y-T-D ENCUMBRANCE</b>	<b>BUDGET BALANCE</b>	<b>% OF BUDGET</b>
Operating Equipment	21,000.00	735.00	580.22	8,267.26	6,319.84	6,412.90	69.46
Capital Outlay	29,774.00	5,091.66	-	55,934.91	44,188.40	(70,349.31)	336.28
<b>TOTAL FLEET SERVICE</b>	<b>1,486,000.00</b>	<b>152,168.91</b>	<b>234,272.66</b>	<b>419,294.49</b>	<b>228,239.44</b>	<b>838,466.07</b>	<b>43.58%</b>
<b>FACILITY SERVICES</b>							
Personnel Services	990,787.00	76,346.79	222,525.27	231,267.12	114,511.93	645,007.95	34.90
Supplies	157,235.00	7,275.78	39,145.60	26,366.89	1,223.02	129,645.09	17.55
Utility Services	213,000.00	12,662.11	23,165.78	28,472.01	37.41	184,490.58	13.38
Staff Support	23,200.00	1,316.51	3,113.74	14,860.42	1,480.47	6,859.11	70.43
Professional Services	225,000.00	2,274.75	38,184.13	34,590.30	191,891.23	(1,481.53)	100.66
Maintenance Services	176,000.00	15,169.82	58,307.24	50,744.94	44,551.97	80,703.09	54.15
Rental/Leasing	490.00	-	-	-	-	490.00	-
Operating Equipment	3,430.00	-	-	-	-	3,430.00	-
Capital Outlay	273,500.00	42,940.29	-	92,561.72	113,248.70	67,689.58	75.25
<b>TOTAL BUILDING MAINTENANCE</b>	<b>2,062,642.00</b>	<b>157,986.05</b>	<b>384,441.76</b>	<b>478,863.40</b>	<b>466,944.73</b>	<b>1,116,833.87</b>	<b>45.85%</b>
<b>TOTAL INTERNAL SERVICE</b>	<b>8,940,296.00</b>	<b>822,285.01</b>	<b>1,501,047.54</b>	<b>2,091,087.61</b>	<b>1,350,961.65</b>	<b>5,498,246.74</b>	<b>38.50%</b>
<b>MISC &amp; PROJECTS</b>							
<b>Project</b>							
Fund Charges/Transfers	1,250,000.00	-	-	-	-	1,250,000.00	-
<b>TOTAL PROJECTS</b>	<b>1,250,000.00</b>	<b>-</b>	<b>-</b>	<b>-</b>	<b>-</b>	<b>1,250,000.00</b>	<b>0.00%</b>
<b>CITY ASSISTANCE</b>							
City's Assistance to Agencies	307,666.00	20,313.70	37,619.75	46,247.80	18,353.00	243,065.20	21.00
Operating Equipment	10,000.00	-	2,207.54	-	-	10,000.00	-
<b>TOTAL CITY ASSISTANCE</b>	<b>317,666.00</b>	<b>20,313.70</b>	<b>39,827.29</b>	<b>46,247.80</b>	<b>18,353.00</b>	<b>253,065.20</b>	<b>20.34%</b>
<b>COURT - RESTRICTED FUNDS</b>							
Operating Equipment	10,000.00	-	-	-	-	10,000.00	-
<b>TOTAL COURT-RESTRICTED FUNDS</b>	<b>10,000.00</b>	<b>-</b>	<b>-</b>	<b>-</b>	<b>-</b>	<b>10,000.00</b>	<b>0.00%</b>
<b>TOTAL MISC &amp; PROJECTS</b>	<b>1,577,666.00</b>	<b>20,313.70</b>	<b>39,827.29</b>	<b>46,247.80</b>	<b>18,353.00</b>	<b>1,513,065.20</b>	<b>4.09%</b>
<b>TOTAL EXPENDITURES</b>	<b>51,243,494.58</b>	<b>3,479,219.91</b>	<b>8,543,544.84</b>	<b>10,571,278.56</b>	<b>7,636,037.66</b>	<b>33,036,178.36</b>	<b>35.53%</b>
<b>REVENUE OVER(UNDER) EXPEND.</b>	<b>(2,564,503.58)</b>	<b>6,486,489.42</b>	<b>7,103,017.52</b>	<b>3,147,798.38</b>	<b>(7,445,237.66)</b>	<b>1,732,935.70</b>	

# CITY OF SCHERTZ

REVENUE REPORT (UNAUDITED)

AS OF: December 31, 2023

101 GENERAL FUND		CURRENT BUDGET	CURRENT PERIOD	PRIOR YEAR Y-T-D	Y-T-D ACTUAL	Y-T-D ENCUMBRANCE	BUDGET BALANCE	% OF BUDGET
<b>REVENUES</b>								
<b>Taxes</b>								
000-411100	Advalorem Tax-Current	19,100,000.00	8,466,958.98	9,235,312.50	8,781,328.84	-	10,318,671.16	45.98
000-411110	Disable Veterans Assist Pymnt	1,500,000.00	-	-	-	-	1,500,000.00	-
000-411200	Advalorem Tax-Delinquent	50,000.00	(2,618.67)	93,109.16	1,643.25	-	48,356.75	3.29
000-411300	Advalorem Tax-P&I	100,000.00	1,741.68	30,628.20	13,608.54	-	86,391.46	13.61
000-411500	Sales Tax Revenue-Gen Fund	14,180,000.00	1,181,666.67	3,228,830.37	3,246,123.33	-	10,933,876.67	22.89
000-411700	Mixed Beverage Tax	88,000.00	6,000.82	23,302.00	19,567.58	-	68,432.42	22.24
<b>TOTAL Taxes</b>		<b>35,018,000.00</b>	<b>9,653,749.48</b>	<b>12,611,182.23</b>	<b>12,062,271.54</b>	<b>-</b>	<b>22,955,728.46</b>	<b>34.45%</b>
<b>Franchises</b>								
000-421200	Center Point/Entex Energy	145,000.00	-	36,600.74	11,922.90	-	133,077.10	8.22
000-421220	City Public Service	1,400,000.00	-	291,226.83	143,509.56	-	1,256,490.44	10.25
000-421240	Guadalupe Valley Elec Co-op	550,000.00	-	118,815.48	39,580.57	-	510,419.43	7.20
000-421250	New Braunfels Utilities	85,000.00	-	15,711.40	5,742.33	-	79,257.67	6.76
000-421300	Time Warner-State Franchise	290,000.00	-	78,078.76	25,605.67	-	264,394.33	8.83
000-421460	AT&T Franchise Fee	30,000.00	-	6,606.89	7,536.57	-	22,463.43	25.12
000-421480	Other Telecom Franchise - ROW	100,000.00	-	35,508.55	-	-	100,000.00	-
000-421500	Solid Waste Franchise Fee	195,000.00	15,088.64	45,819.22	18,862.25	190,800.00	(14,662.25)	107.52
<b>TOTAL Franchises</b>		<b>2,795,000.00</b>	<b>15,088.64</b>	<b>628,367.87</b>	<b>252,759.85</b>	<b>190,800.00</b>	<b>2,351,440.15</b>	<b>15.87%</b>
<b>Permits</b>								
000-431100	Home Occupation Permit	550.00	175.00	105.00	210.00	-	340.00	38.18
000-431205	Bldg Permit-Residential	320,000.00	8,698.00	66,584.00	41,859.50	-	278,140.50	13.08
000-431210	Bldg Permit-Commercial	350,000.00	3,830.00	64,935.20	270,648.00	-	79,352.00	77.33
000-431215	Bldg Permit-General	300,000.00	13,091.00	62,990.00	57,822.00	-	242,178.00	19.27
000-431300	Mobile Home Permit	400.00	225.00	25.00	250.00	-	150.00	62.50
000-431400	Signs Permit	5,500.00	293.00	976.00	1,233.00	-	4,267.00	22.42
000-431500	Food Establishmnt Permit	70,000.00	1,305.00	46,280.00	28,860.00	-	41,140.00	41.23
000-431700	Plumbing Permit	90,000.00	5,632.00	21,840.00	17,603.00	-	72,397.00	19.56
000-431750	Electrical Permit	65,000.00	3,060.00	17,440.00	11,160.00	-	53,840.00	17.17
000-431800	Mechanical Permit	50,000.00	3,340.00	10,640.00	9,900.00	-	40,100.00	19.80
000-431900	Solicitor/Peddler Permit	2,800.00	-	130.00	-	-	2,800.00	-
000-431950	Animal/Pet Permit	250.00	-	-	15.00	-	235.00	6.00
000-432000	Cert of Occupancy Prmt	9,000.00	800.00	2,400.00	2,850.00	-	6,150.00	31.67

# CITY OF SCHERTZ

REVENUE REPORT (UNAUDITED)

AS OF: December 31, 2023

101 GENERAL FUND		CURRENT BUDGET	CURRENT PERIOD	PRIOR YEAR Y-T-D	Y-T-D ACTUAL	Y-T-D ENCUMBRANCE	BUDGET BALANCE	% OF BUDGET
<b>REVENUES</b>								
000-432100	Security Alarm Permit	35,800.00	3,121.00	4,155.00	6,912.00	-	28,888.00	19.31
000-432300	Grading/Clearing Permit	15,000.00	3,054.50	10,315.50	5,504.50	-	9,495.50	36.70
000-432400	Development Permit	75,000.00	32,287.77	54,754.63	37,097.77	-	37,902.23	49.46
000-435000	Fire Permit	30,000.00	3,183.00	6,878.00	8,530.00	-	21,470.00	28.43
<b>TOTAL Permits</b>		<b>1,419,300.00</b>	<b>82,095.27</b>	<b>370,448.33</b>	<b>500,454.77</b>	<b>-</b>	<b>918,845.23</b>	<b>35.26%</b>
<b>Licenses</b>								
000-441000	Alcohol Beverage License	9,000.00	60.00	3,052.50	4,227.50	-	4,772.50	46.97
000-441300	Mobile Home License	120.00	-	80.00	-	-	120.00	-
<b>TOTAL Licenses</b>		<b>9,120.00</b>	<b>60.00</b>	<b>3,132.50</b>	<b>4,227.50</b>	<b>-</b>	<b>4,892.50</b>	<b>46.35%</b>
<b>Fees</b>								
000-451000	Municipal Court Fines	300,000.00	19,955.35	88,571.25	51,427.00	-	248,573.00	17.14
000-451100	Arrest Fee	9,600.00	477.07	2,787.41	1,308.74	-	8,291.26	13.63
000-451110	Expunction Fee	340.00	-	-	-	-	340.00	-
000-451200	Warrant Fees	36,000.00	2,705.00	9,209.34	7,199.75	-	28,800.25	20.00
000-451220	Officer Jury Fee	200.00	-	-	-	-	200.00	-
000-451340	Judicial Fee-City	240.00	19.62	44.28	49.53	-	190.47	20.64
000-451400	Traffic Fine Costs TTL	3,600.00	166.68	1,217.06	455.14	-	3,144.86	12.64
000-451500	Teen Court Admin Fee	1,800.00	163.52	368.97	412.76	-	1,387.24	22.93
000-451510	Juvenile Case Mgmt Fee	9,600.00	443.76	2,921.52	1,243.57	-	8,356.43	12.95
000-451520	Truancy Fees	200.00	8.68	57.31	24.18	-	175.82	12.09
000-451530	Local Municipal Jury Fund	8,400.00	475.97	2,609.19	1,294.74	-	7,105.26	15.41
000-451600	Technology Fund Fee	9,000.00	521.73	3,043.95	1,429.69	-	7,570.31	15.89
000-451700	Security Fee	3,000.00	182.38	876.06	603.29	-	2,396.71	20.11
000-451800	Time Payment Fee-City	18,000.00	-	6,466.11	-	-	18,000.00	-
000-451850	State Fines 10% Service Fee	3,000.00	200.00	760.00	571.65	-	2,428.35	19.06
000-451900	DPS Payment-Local	3,000.00	75.00	993.02	177.36	-	2,822.64	5.91
000-452000	Child Safety Fee	54,000.00	7,000.00	14,500.00	13,000.00	-	41,000.00	24.07
000-452100	Platting Fees	23,000.00	1,500.00	12,000.00	1,500.00	-	21,500.00	6.52
000-452200	Site Plan Fee	550,000.00	12,819.25	79,227.87	177,242.00	-	372,758.00	32.23
000-452300	Plan Check Fee	15,000.00	-	-	-	-	15,000.00	-
000-452320	Tree Mitigation Admin Fee	-	2,095.00	-	6,705.00	-	(6,705.00)	-
000-452400	BOA/Variance Fees	2,500.00	-	500.00	-	-	2,500.00	-
000-452600	Specific Use/Zone Chng Fee	26,450.00	2,750.00	3,500.00	8,250.00	-	18,200.00	31.19
000-452710	Zoning Ltr & Dev Rights	2,550.00	150.00	900.00	750.00	-	1,800.00	29.41
000-453100	Reinspection Fees	190,000.00	19,200.00	53,325.00	57,425.00	-	132,575.00	30.22
000-453110	Swim Pool Inspection Fee	2,900.00	330.00	1,540.00	1,540.00	-	1,360.00	53.10

# CITY OF SCHERTZ

REVENUE REPORT (UNAUDITED)

AS OF: December 31, 2023

101 GENERAL FUND		CURRENT BUDGET	CURRENT PERIOD	PRIOR YEAR Y-T-D	Y-T-D ACTUAL	Y-T-D ENCUMBRANCE	BUDGET BALANCE	% OF BUDGET
<b>REVENUES</b>								
000-453200	Lot Abatement	6,500.00	-	1,520.00	-	-	6,500.00	-
000-453211	Admin Fee-Inspections	5,000.00	400.00	1,100.00	1,400.00	-	3,600.00	28.00
000-453710	Foster Care	500.00	-	-	-	-	500.00	-
000-454200	Pool Gate Admission Fee	22,000.00	-	-	-	-	22,000.00	-
000-454300	Seasonal Pool Pass Fee	6,000.00	-	-	-	-	6,000.00	-
000-456110	Senior Center Memberships	23,000.00	973.00	3,178.00	3,948.00	-	19,052.00	17.17
000-456120	Senior Center Meal Fee	25,000.00	4,015.00	7,627.88	6,745.52	-	18,254.48	26.98
000-456600	Fire Re-inspection Fee	-	-	100.00	-	-	-	-
000-458110	Sale of Mdse - GovDeals	60,000.00	-	30,951.45	53,949.00	-	6,051.00	89.92
000-458400	Civic Center Rental Fees	250,000.00	(8,793.75)	82,252.50	(16,220.75)	-	266,220.75	(6.49)
000-458401	Capital Recovery Fee-Civic C	-	-	1,850.00	-	-	-	-
000-458402	Civic Center Ancillary Fees	-	-	910.00	-	-	-	-
000-458450	North Center Rental Fees	30,000.00	118.75	14,925.00	(1,156.25)	-	31,156.25	(3.85)
000-458460	Senior Center Rental	8,400.00	-	1,400.00	1,400.00	-	7,000.00	16.67
000-458500	Community Center Rental Fees	43,000.00	(2,731.25)	22,114.50	(2,731.25)	-	45,731.25	(6.35)
000-458510	Grand Ballroom Rental Fees	-	-	(1,800.00)	-	-	-	-
000-458540	Bluebonnet Hall Rental Fees	-	-	(900.00)	-	-	-	-
000-458550	Pavilion Rental Fees	25,000.00	1,280.00	3,305.00	4,905.00	-	20,095.00	19.62
000-458551	Equipment Rentals-Parks	100.00	-	-	-	-	100.00	-
000-458560	Chamber of Comm Rent	7,800.00	-	-	-	-	7,800.00	-
000-458570	Non-Resident SYSA League	10,000.00	-	-	-	-	10,000.00	-
000-458590	Cancellation Fees-Event Rental	3,500.00	-	950.00	565.00	-	2,935.00	16.14
000-458650	NonResident User Fee-BVYA	7,000.00	-	2,540.00	2,400.00	-	4,600.00	34.29
000-458660	BVYA Utility Reimbursement	15,000.00	-	6.00	9,675.80	-	5,324.20	64.51
000-458670	SYSA Utility Reimbursement	7,500.00	-	-	-	-	7,500.00	-
000-458675	Lions Futbol Utility Reimbrsmt	15,000.00	-	-	3,516.00	-	11,484.00	23.44
000-458685	Recreation Programs	10,000.00	1,182.00	-	2,422.00	-	7,578.00	24.22
000-458685.00	Rec Prgm-Kickball Leagues	3,000.00	-	-	-	-	3,000.00	-
000-458700	Vehicle Impoundment	12,300.00	-	2,970.00	-	-	12,300.00	-
000-459300	Notary Fee	60.00	6.00	18.00	6.00	-	54.00	10.00
000-459600	Animal Adoption Fee	11,100.00	875.00	4,250.00	2,625.00	-	8,475.00	23.65
000-459700	Pet Impoundment Fee	12,000.00	670.00	2,457.00	2,311.00	-	9,689.00	19.26
000-459800	Police Reports Fee	5,000.00	186.00	1,288.00	1,650.00	-	3,350.00	33.00
<b>TOTAL Fees</b>		<b>1,896,140.00</b>	<b>69,419.76</b>	<b>468,431.67</b>	<b>410,019.47</b>	<b>-</b>	<b>1,486,120.53</b>	<b>21.62%</b>

# CITY OF SCHERTZ

REVENUE REPORT (UNAUDITED)

AS OF: December 31, 2023

101 GENERAL FUND	CURRENT BUDGET	CURRENT PERIOD	PRIOR YEAR Y-T-D	Y-T-D ACTUAL	Y-T-D ENCUMBRANCE	BUDGET BALANCE	% OF BUDGET
<b>REVENUES</b>							
<b><u>Fines</u></b>							
000-463000 Library Fines	11,000.00	757.53	2,909.02	2,623.61	-	8,376.39	23.85
<b>TOTAL Fines</b>	<b>11,000.00</b>	<b>757.53</b>	<b>2,909.02</b>	<b>2,623.61</b>	<b>-</b>	<b>8,376.39</b>	<b>23.85%</b>
<b><u>Inter-Jurisdictional</u></b>							
000-473100 Bexar Co - Fire	21,077.00	-	-	-	-	21,077.00	-
000-473200 City of Seguin-Fire Contract	30,107.00	3,083.33	11,742.18	9,249.99	-	20,857.01	30.72
000-473300 Guadalupe Co-Library	220,000.00	-	54,288.00	-	-	220,000.00	-
000-474200 Library Services-Cibolo	40,000.00	-	-	-	-	40,000.00	-
000-474210 Library Services-Selma	23,000.00	-	-	-	-	23,000.00	-
000-474400 Dispatch Service-Cibolo	160,000.00	-	-	40,000.00	-	120,000.00	25.00
000-474600 School Crossing Guard-Bexar Co	40,000.00	-	9,841.12	8,211.94	-	31,788.06	20.53
000-474610 School Cross Guard-Guadalupe C	48,000.00	3,243.66	10,732.17	10,269.02	-	37,730.98	21.39
000-474620 School Crossing Guards - Comal	10,000.00	-	-	-	-	10,000.00	-
000-474700 School Officer Funding	567,000.00	-	179,739.50	45,269.58	-	521,730.42	7.98
000-474750 Crime Victim Liaison Agreement	37,500.00	-	-	-	-	37,500.00	-
<b>TOTAL Inter-Jurisdictional</b>	<b>1,196,684.00</b>	<b>6,326.99</b>	<b>266,342.97</b>	<b>113,000.53</b>	<b>-</b>	<b>1,083,683.47</b>	<b>9.44%</b>
<b><u>Fund Transfers</u></b>							
000-480000 Indirect Costs-EMS	221,334.00	-	54,248.53	-	-	221,334.00	-
000-480100 Indirect Costs-Hotel/Motel	80,265.00	-	17,478.75	-	-	80,265.00	-
000-485000 Interfund Charges-Drainage-5%	265,625.00	-	80,018.25	-	-	265,625.00	-
000-486000 Interfund Chrges-Admin W&S	1,540,372.00	-	373,405.03	-	-	1,540,372.00	-
000-486202 Transfer In-Water&Sewer Fund	4,000.00	-	-	-	-	4,000.00	-
000-486203 Transfer In-EMS	4,000.00	-	-	-	-	4,000.00	-
000-486204 Transfer In-Drainage	1,000.00	-	-	-	-	1,000.00	-
000-487000 Interfund Charges-Fleet	541,358.00	-	128,454.00	-	-	541,358.00	-
000-488000 Interfund Charges-4B	546,883.00	-	271,110.50	-	-	546,883.00	-
<b>TOTAL Fund Transfers</b>	<b>4,493,340.00</b>	<b>-</b>	<b>924,715.06</b>	<b>-</b>	<b>-</b>	<b>4,493,340.00</b>	<b>0.00%</b>
<b><u>Miscellaneous</u></b>							
000-491000 Interest Earned	200,000.00	16,922.08	32,001.04	38,220.13	-	161,779.87	19.11
000-491200 Investment Income	1,000,000.00	66,397.74	117,650.02	197,053.71	-	802,946.29	19.71
000-491900 Unrealized Gain/Loss-CapOne	-	12,008.23	(3,074.71)	24,014.24	-	(24,014.24)	-
000-493120 Donations-Public Library	5,000.00	34.41	365.06	300.38	-	4,699.62	6.01
000-493400 Donations-Animal Control	5,000.00	170.00	865.00	220.00	-	4,780.00	4.40
000-493465 Donations-Senior Center	1,000.00	205.00	1,562.05	355.00	-	645.00	35.50
000-493618 Donation - Veteran's Memorial	3,000.00	225.00	525.00	525.00	-	2,475.00	17.50
000-493700 July 4th Activities	28,000.00	-	-	-	-	28,000.00	-

# CITY OF SCHERTZ

REVENUE REPORT (UNAUDITED)

AS OF: December 31, 2023

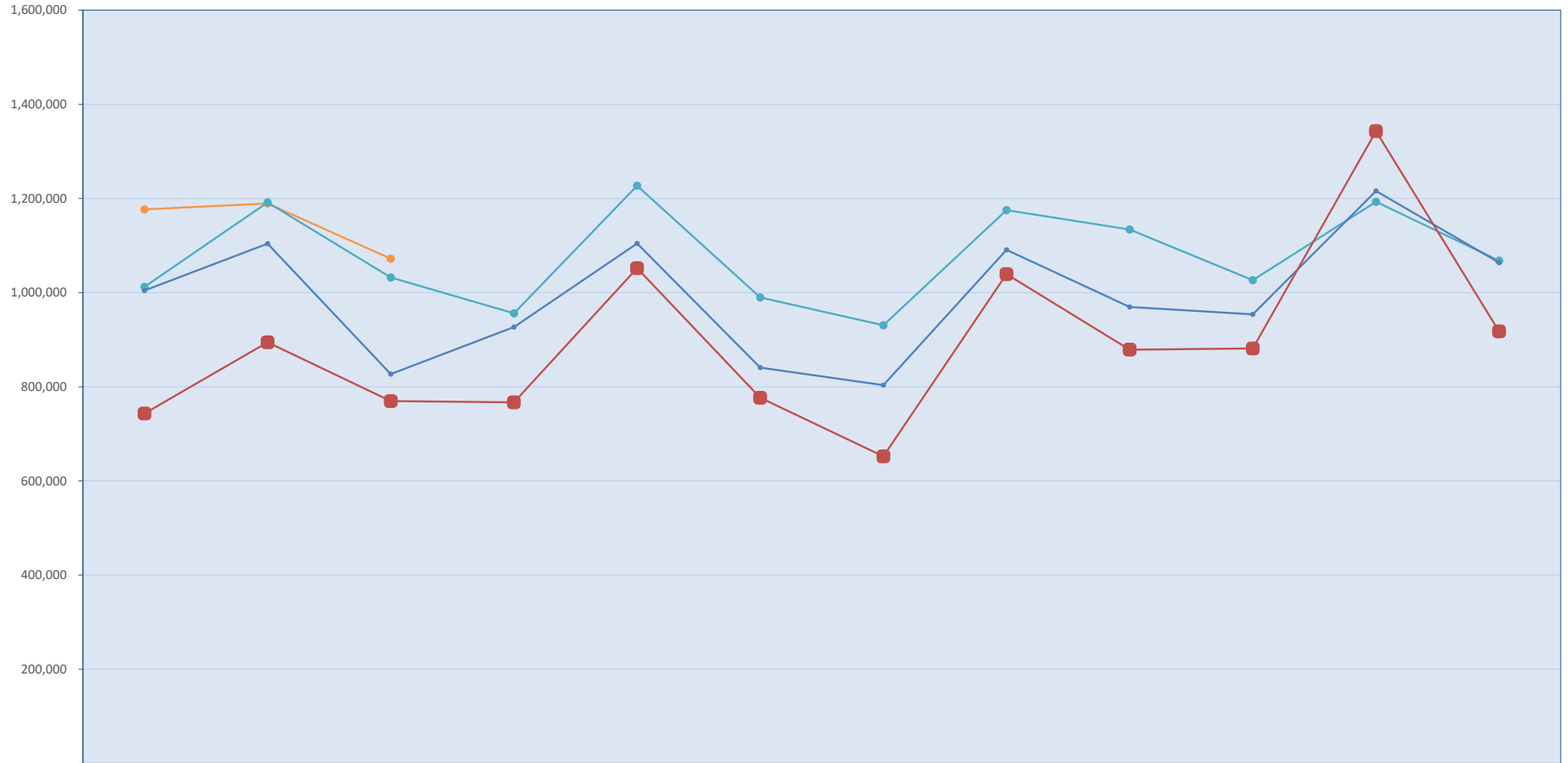
101 GENERAL FUND		CURRENT BUDGET	CURRENT PERIOD	PRIOR YEAR Y-T-D	Y-T-D ACTUAL	Y-T-D ENCUMBRANCE	BUDGET BALANCE	% OF BUDGET
<b>REVENUES</b>								
000-493701	Proceeds-Holidazzle	14,000.00	(50.00)	10,070.00	5,010.00	-	8,990.00	35.79
000-493704	Moving on Main	8,500.00	-	-	-	-	8,500.00	-
000-493706	Music, Movies in the Park	8,000.00	-	-	-	-	8,000.00	-
000-493707	Cornhole League	2,000.00	-	-	-	-	2,000.00	-
000-494481	LawEnforcemtOfficersStd&	4,107.00	-	-	-	-	4,107.00	-
000-494482	Grants-Police, Fire, Gen Fund	-	-	-	727.62	-	(727.62)	-
000-495100	Mobile Stage Rental Fees	1,500.00	-	1,550.00	-	-	1,500.00	-
000-497000	Misc Income-Gen Fund	60,000.00	20,451.87	8,438.66	22,599.62	-	37,400.38	37.67
000-497005	Schertz Magazine Advertising	125,000.00	11,800.00	32,918.75	32,775.00	-	92,225.00	26.22
000-497100	Misc Income-Police	9,000.00	3,265.98	1,805.00	7,274.98	-	1,725.02	80.83
000-497200	Misc Income-Library	6,000.00	290.25	1,352.75	954.25	-	5,045.75	15.90
000-497210	Misc Income-Library Copier	16,000.00	1,106.15	3,793.10	4,208.50	-	11,791.50	26.30
000-497300	Misc Income-Animal Control	800.00	15.00	630.00	210.00	-	590.00	26.25
000-497400	Misc Income-Streets Dept	40,000.00	4,814.59	10,975.12	9,361.44	-	30,638.56	23.40
000-497460	Misc Income-Parks	-	386.00	-	520.30	-	(520.30)	-
000-497500	Misc Income-TML Ins. Claims	30,000.00	-	15,068.47	24,887.62	-	5,112.38	82.96
000-497550	Misc Income-TML WC Reimbursmnt	10,000.00	-	155.01	2,893.25	-	7,106.75	28.93
000-497600	Misc Income-Vending Mach	2,500.00	169.36	411.60	592.43	-	1,907.57	23.70
000-498000	Reimbursmnt-Gen Fund	20,000.00	-	-	-	-	20,000.00	-
000-498105	Reimbursmt Police OT-DEA	33,000.00	-	3,781.29	1,016.20	-	31,983.80	3.08
000-498110	Reimburmnt Fire-Emg Acti-OT	200,000.00	-	130,039.50	-	-	200,000.00	-
000-498150	Reimbursement - Library	8,000.00	-	-	-	-	8,000.00	-
<b>TOTAL Miscellaneous</b>		<b>1,840,407.00</b>	<b>138,211.66</b>	<b>371,032.71</b>	<b>373,719.67</b>	<b>-</b>	<b>1,466,687.33</b>	<b>20.31%</b>
<b>TOTAL REVENUES</b>		<b>48,678,991.00</b>	<b>9,965,709.33</b>	<b>15,646,562.36</b>	<b>13,719,076.94</b>	<b>190,800.00</b>	<b>34,769,114.06</b>	<b>28.57%</b>

**GENERAL FUND**  
**CASH IN BANK AND INVESTMENTS**

AS OF: December 31, 2023

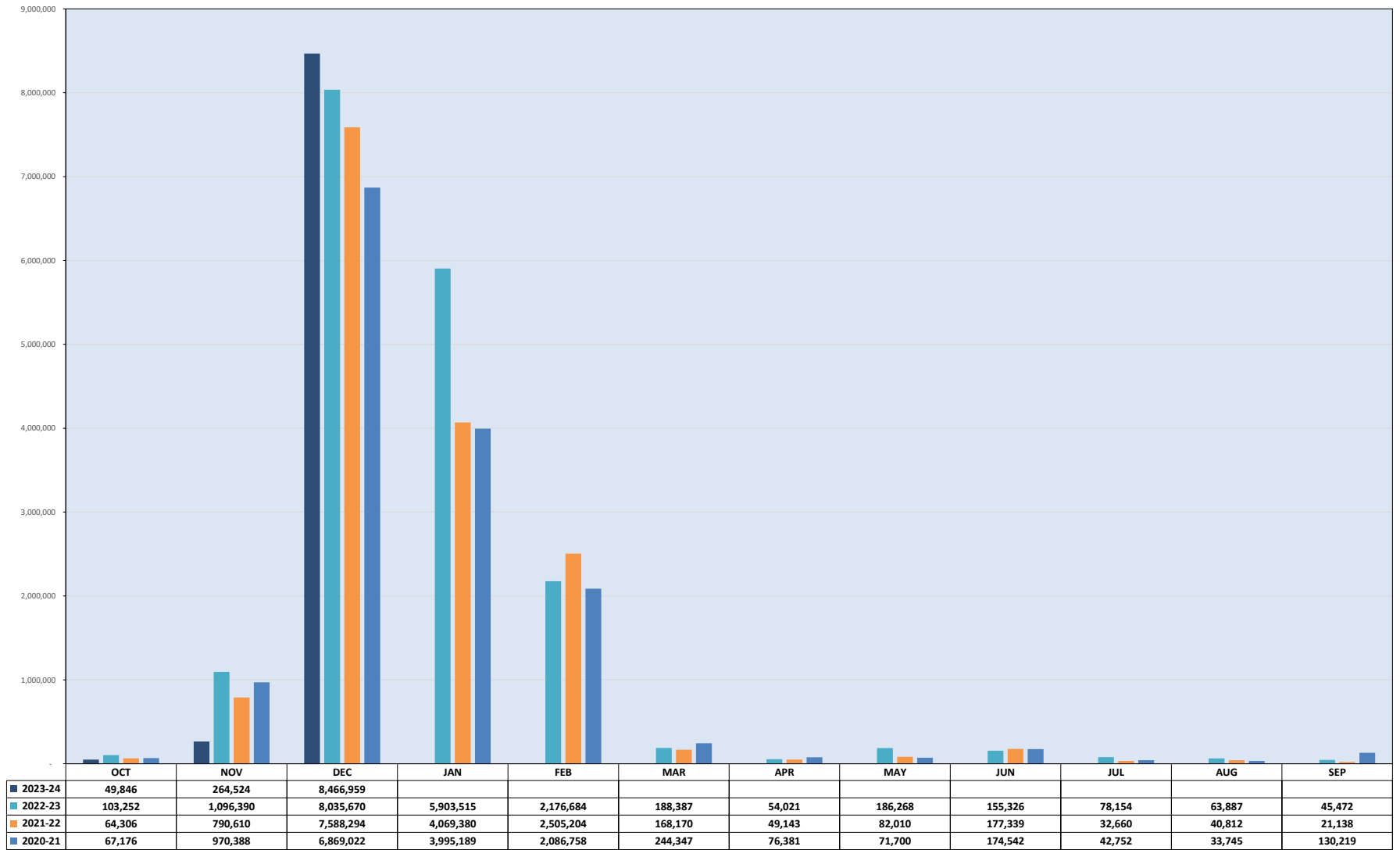
Cash in Bank		
Claim on Operating Cash Pool-Checking	\$	(29,809.62)
Cash in Investments		
LOGIC Investment-General Fund		17,600,963.98
LOGIC Investment-Equip Replacement		84,782.04
LOGIC Investment-Veh Replacement		571,666.98
LOGIC Investment-Air Condi Replacment		311,105.62
CAPITAL ONE Investment-General Fund		1,463,861.72
CD - CALIFORNIA CR UN GLENDALE		242,982.99
CD - BOA 11/29/23 to 12/01/25		243,000.00
CD - CROSS 11/30/23 to 11/30/25		248,000.00
CD - 1st Fndn 11/30/23 to 5/30/26		243,000.00
<b>Total Cash in Bank &amp; Investments</b>	<b>\$</b>	<b><u>20,979,553.71</u></b>

# Sales Tax-General Fund



	OCT	NOV	DEC	JAN	FEB	MAR	APR	MAY	JUN	JUL	AUG	SEP
2023-24	1,176,794	1,189,313	1,071,977									
2022-23	1,012,285	1,191,635	1,032,144	956,099	1,227,037	989,612	930,666	1,175,108	1,134,030	1,026,350	1,192,848	1,067,895
2021-22	1,004,614	1,103,814	826,933	926,859	1,104,306	840,622	803,436	1,090,848	969,440	953,702	1,215,909	1,063,576
2020-21	743,235	894,399	769,523	766,917	1,051,843	776,582	652,217	1,039,235	878,852	881,389	1,342,856	917,603

# ADVALOREM TAX



**CITY OF SCHERTZ**  
 REVENUE AND EXPENSE REPORT (UNAUDITED)  
 AS OF: December 31, 2023

CITY OF SCHERTZ

<b>106-SPECIAL EVENTS FUND</b>	CURRENT BUDGET	CURRENT PERIOD	PRIOR YEAR Y-T-D	Y-T-D ACTUAL	Y-T-D ENCUMBRANCE	BUDGET BALANCE	% OF BUDGET
<u>FINANCIAL SUMMARY</u>							
<u>REVENUE SUMMARY</u>							
Fund Transfers	-	-	146.72	-	-	-	-
Miscellaneous	45,000.00	91.44	38,255.02	36,731.19	-	8,268.81	81.62
<b>TOTAL REVENUES</b>	<b>45,000.00</b>	<b>91.44</b>	<b>38,401.74</b>	<b>36,731.19</b>	<b>-</b>	<b>8,268.81</b>	<b>81.62%</b>
<u>EXPENDITURE SUMMARY</u>							
<u>GENERAL GOVERNMENT</u>							
<u>CULTURAL</u>							
KICK CANCER	15,000.00	-	-	-	-	15,000.00	-
HAL BALDWIN SCHOLARSHIP	30,000.00	18,645.19	14,667.58	19,329.90	-	10,670.10	64.43
<b>TOTAL CULTURAL</b>	<b>45,000.00</b>	<b>18,645.19</b>	<b>14,667.58</b>	<b>19,329.90</b>	<b>-</b>	<b>25,670.10</b>	<b>42.96%</b>
<b>TOTAL EXPENDITURES</b>	<b>45,000.00</b>	<b>18,645.19</b>	<b>14,667.58</b>	<b>19,329.90</b>	<b>-</b>	<b>25,670.10</b>	<b>42.96%</b>
<b>REVENUE OVER(UNDER) EXPEND</b>	<b>-</b>	<b>(18,553.75)</b>	<b>23,734.16</b>	<b>17,401.29</b>	<b>-</b>	<b>(17,401.29)</b>	

# CITY OF SCHERTZ

REVENUE REPORT (UNAUDITED)

AS OF: December 31, 2023

CITY OF SCHERTZ

<b>106-SPECIAL EVENTS FUND</b>	CURRENT BUDGET	CURRENT PERIOD	PRIOR YEAR Y-T-D	Y-T-D ACTUAL	Y-T-D ENCUMBRANCE	BUDGET BALANCE	% OF BUDGET
<b>REVENUES</b>							
<u>Fund Transfers</u>							
000-486101    Transfer In-General Fund	-	-	146.72	-	-	-	-
<b>TOTAL Fund Transfers</b>	<b>-</b>	<b>-</b>	<b>146.72</b>	<b>-</b>	<b>-</b>	<b>-</b>	<b>0.00%</b>
<u>Miscellaneous</u>							
000-491200    Investment Income	-	91.44	175.02	269.93	-	(269.93)	-
000-492200    Kick Cancer	15,000.00	-	-	-	-	15,000.00	-
000-493621    Hal Baldwin Scholarship	30,000.00	-	38,080.00	36,461.26	-	(6,461.26)	121.54
<b>TOTAL Miscellaneous</b>	<b>45,000.00</b>	<b>91.44</b>	<b>38,255.02</b>	<b>36,731.19</b>	<b>-</b>	<b>8,268.81</b>	<b>81.62%</b>
<b>TOTAL REVENUES</b>	<b>45,000.00</b>	<b>91.44</b>	<b>38,401.74</b>	<b>36,731.19</b>	<b>-</b>	<b>8,268.81</b>	<b>81.62%</b>

**SPECIAL EVENTS FUND**  
**CASH IN BANK AND INVESTMENTS**

AS OF: December 31, 2023

CITY OF SCHERTZ

Cash in Bank	Current
Claim on Operating Cash Pool-Checking	\$ 180,203.29
Cash in Investments	
Texas Class- Special Events	<u>19,356.90</u>
<b>Total Cash in Bank &amp; Investments</b>	<b><u>\$ 199,560.19</u></b>

**CITY OF SCHERTZ**  
 REVENUE AND EXPENSE REPORT (UNAUDITED)  
 AS OF: December 31, 2023

	CURRENT BUDGET	CURRENT PERIOD	PRIOR YEAR Y-T-D	Y-T-D ACTUAL	Y-T-D ENCUMBRANCE	BUDGET BALANCE	% OF BUDGET
<b>110-PEG FUND</b>							
<b>FINANCIAL SUMMARY</b>							
<b>REVENUE SUMMARY</b>							
Franchises	67,000.00	-	15,162.38	16,804.59	-	50,195.41	25.08
<b>TOTAL REVENUES</b>	<b>67,000.00</b>	<b>-</b>	<b>15,162.38</b>	<b>16,804.59</b>	<b>-</b>	<b>50,195.41</b>	<b>25.08%</b>
<b>EXPENDITURE SUMMARY</b>							
<b>MISC &amp; PROJECTS</b>							
<u>Projects</u>							
Professional Services	67,000.00	-	-	-	-	67,000.00	-
Capital Outlay	-	-	105,072.95	43,463.60	450,601.41	(494,065.01)	-
<b>TOTAL MISC &amp; PROJECTS</b>	<b>67,000.00</b>	<b>-</b>	<b>105,072.95</b>	<b>43,463.60</b>	<b>450,601.41</b>	<b>(427,065.01)</b>	<b>737.41%</b>
<b>TOTAL EXPENDITURES</b>	<b>67,000.00</b>	<b>-</b>	<b>105,072.95</b>	<b>43,463.60</b>	<b>450,601.41</b>	<b>(427,065.01)</b>	<b>737.41%</b>
<b>REVENUE OVER(UNDER) EXPEND</b>	<b>-</b>	<b>-</b>	<b>(89,910.57)</b>	<b>(26,659.01)</b>	<b>(450,601.41)</b>	<b>477,260.42</b>	

# CITY OF SCHERTZ

## REVENUE REPORT (UNAUDITED)

AS OF: December 31, 2023

<b>110-PEG FUND</b>		CURRENT BUDGET	CURRENT PERIOD	PRIOR YEAR Y-T-D	Y-T-D ACTUAL	Y-T-D ENCUMBRANCE	BUDGET BALANCE	% OF BUDGET
<b>REVENUES</b>								
<u>Franchises</u>								
000-421350	Time Warner - PEG Fee	55,000.00	-	15,162.38	13,810.94	-	41,189.06	25.11
000-421465	AT&T PEG Fee	12,000.00	-	-	2,993.65	-	9,006.35	24.95
<b>TOTAL Franchises</b>		<b>67,000.00</b>	<b>-</b>	<b>15,162.38</b>	<b>16,804.59</b>	<b>-</b>	<b>50,195.41</b>	<b>25.08%</b>
<b>TOTAL REVENUES</b>		<b>67,000.00</b>	<b>-</b>	<b>15,162.38</b>	<b>16,804.59</b>	<b>-</b>	<b>50,195.41</b>	<b>25.08%</b>

**PEG FUND**  
**CASH IN BANK AND INVESTMENTS**

AS OF: December 31, 2023

Cash in Bank

    Cash Balance

\$ 85,449.57

**Total Cash in Bank & Investments**

**\$ 85,449.57**

# CITY OF SCHERTZ

REVENUE AND EXPENSE REPORT (UNAUDITED)

AS OF: December 31, 2023

202-WATER & SEWER FINANCIAL SUMMARY	CURRENT BUDGET	CURRENT PERIOD	PRIOR YEAR Y-T-D	Y-T-D ACTUAL	Y-T-D ENCUMBRANCE	BUDGET BALANCE	% OF BUDGET
<b>REVENUE SUMMARY</b>							
Franchises	320,000.00	-	4,521.69	157,183.03	-	162,816.97	49.12
Fees	30,303,800.00	2,438,509.77	7,583,908.83	7,833,618.65	-	22,470,181.35	25.85
Fund Transfers	157,500.00	-	37,500.00	-	-	157,500.00	-
Miscellaneous	723,500.00	59,514.23	175,733.17	239,342.91	-	484,157.09	33.08
<b>TOTAL REVENUES</b>	<b>31,504,800.00</b>	<b>2,498,024.00</b>	<b>7,801,663.69</b>	<b>8,230,144.59</b>	<b>-</b>	<b>23,274,655.41</b>	<b>26.12%</b>
<b>EXPENDITURE SUMMARY</b>							
<b>BUSINESS OFFICE</b>							
Personnel Services	679,845.00	40,668.33	129,042.59	119,400.11	79,091.24	481,353.65	29.20
Supplies	212,600.00	17,863.23	641.62	17,934.23	20.00	194,645.77	8.45
City Support Services	51,775.00	160.00	41,238.36	46,444.00	9,040.00	(3,709.00)	107.16
Utility Services	13,000.00	-	1,128.73	721.32	-	12,278.68	5.55
Operations Support	120,000.00	10,961.67	20,404.44	22,793.73	97,437.58	(231.31)	100.19
Staff Support	8,700.00	23.00	1,151.68	23.00	335.10	8,341.90	4.12
Professional Services	305,500.00	119.67	63,141.38	24,055.76	-	281,444.24	7.87
Operating Equipment	1,825.00	780.60	-	780.60	-	1,044.40	42.77
Capital Outlay	-	-	-	-	44.50	(44.50)	-
<b>TOTAL BUSINESS OFFICE</b>	<b>1,393,245.00</b>	<b>70,576.50</b>	<b>256,748.80</b>	<b>232,152.75</b>	<b>185,968.42</b>	<b>975,123.83</b>	<b>30.01%</b>
<b>W &amp; S ADMINISTRATION</b>							
Personnel Services	2,287,456.00	149,437.19	425,000.97	458,807.43	266,597.57	1,562,051.00	31.71
Supplies	109,480.00	2,648.35	10,615.16	9,938.41	2,332.32	97,209.27	11.21
City Support Services	219,750.00	547.95	86,514.49	100,736.89	234.59	118,778.52	45.95
Utility Services	4,223,750.00	274,753.63	827,068.86	201,320.07	-	4,022,429.93	4.77
Operations Support	10,100.00	-	1,152.01	565.14	-	9,534.86	5.60
Staff Support	41,450.00	4,020.41	4,427.06	6,192.64	1,519.81	33,737.55	18.61
Professional Services	392,400.00	959.85	43,693.90	3,309.00	8,212.77	380,878.23	2.94
Fund Charges/Transfers	6,794,386.00	569,474.91	1,278,999.47	1,010,965.81	-	5,783,420.19	14.88
Maintenance Services	11,872,500.00	798,643.66	1,125,597.64	1,397,446.14	8,726,560.76	1,748,493.10	85.27
Other Costs	40,000.00	-	36,605.45	39,849.25	-	150.75	99.62
Debt Service	2,597,184.00	-	-	-	-	2,597,184.00	-
Rental/Leasing	60,700.00	9,156.63	626.56	34,656.63	19,888.83	6,154.54	89.86
Operating Equipment	124,500.00	298.00	4,327.64	688.93	1,192.00	122,619.07	1.51
Capital Outlay	1,075,000.00	-	193,006.13	47,861.25	306,264.24	720,874.51	32.94
<b>TOTAL PUBLIC WORKS</b>	<b>29,848,656.00</b>	<b>1,809,940.58</b>	<b>4,037,635.34</b>	<b>3,312,337.59</b>	<b>9,332,802.89</b>	<b>17,203,515.52</b>	<b>42.36%</b>

# CITY OF SCHERTZ

REVENUE AND EXPENSE REPORT (UNAUDITED)

AS OF: December 31, 2023

202-WATER & SEWER FINANCIAL SUMMARY	CURRENT BUDGET	CURRENT PERIOD	PRIOR YEAR Y-T-D	Y-T-D ACTUAL	Y-T-D ENCUMBRANCE	BUDGET BALANCE	% OF BUDGET
<u>MISC &amp; PROJECTS</u>							
<u>PROJECTS</u>							
Fund Charges/Transfers	-	-	326,181.00	-	-	-	-
<b>TOTAL MISC &amp; PROJECTS</b>	-	-	326,181.00	-	-	-	0.00%
<b>TOTAL EXPENDITURES</b>	31,241,901.00	1,880,517.08	4,620,565.14	3,544,490.34	9,518,771.31	18,178,639.35	41.81%
<b>** REVENUE OVER(UNDER)EXPENSES **</b>	262,899.00	617,506.92	3,181,098.55	4,685,654.25	(9,518,771.31)	5,096,016.06	

# CITY OF SCHERTZ

## REVENUE REPORT (UNAUDITED)

AS OF: December 31, 2023

202-WATER & SEWER REVENUES	CURRENT BUDGET	CURRENT PERIOD	PRIOR YEAR Y-T-D	Y-T-D ACTUAL	Y-T-D ENCUMBRANCE	BUDGET BALANCE	% OF BUDGET
<u>Franchises</u>							
000-421490 Cell Tower Leasing	320,000.00	-	4,521.69	157,183.03	-	162,816.97	49.12
<b>TOTAL Franchises</b>	<b>320,000.00</b>	<b>-</b>	<b>4,521.69</b>	<b>157,183.03</b>	<b>-</b>	<b>162,816.97</b>	<b>49.12%</b>
<u>Fees</u>							
000-455200 Garbage Collection Fee	6,018,000.00	486,528.20	1,477,217.75	1,486,032.52	-	4,531,967.48	24.69
000-455600 Fire Line Fees	22,000.00	-	-	-	-	22,000.00	-
000-455700 Recycle Fee Revenue	346,800.00	29,548.67	87,196.79	88,573.99	-	258,226.01	25.54
000-455800 W&S Line Constructn Reimbur	-	50.00	610.00	300.00	-	(300.00)	-
000-457100 Sale of Water	14,000,000.00	1,057,966.42	3,561,877.37	3,666,842.32	-	10,333,157.68	26.19
000-457120 Water Transfer Charge-Selma	40,000.00	-	-	-	-	40,000.00	-
000-457200 Sale of Meters	20,000.00	-	-	-	-	20,000.00	-
000-457400 Sewer Charges	100,000.00	3,925.00	19,448.77	26,872.00	-	73,128.00	26.87
000-457500 Water Penalties	9,500,000.00	824,298.07	2,353,485.34	2,465,277.63	-	7,034,722.37	25.95
000-458000 Sales of General Fixed Assets	252,000.00	36,118.41	83,622.81	99,070.19	-	152,929.81	39.31
000-458110 Sale of Merchandise - GovDeals	2,500.00	-	-	-	-	2,500.00	-
000-459200 NSF Check Fee-Water&Sewer	2,500.00	75.00	450.00	650.00	-	1,850.00	26.00
<b>TOTAL Fees</b>	<b>30,303,800.00</b>	<b>2,438,509.77</b>	<b>7,583,908.83</b>	<b>7,833,618.65</b>	<b>-</b>	<b>22,470,181.35</b>	<b>25.85%</b>
<u>Fund Transfers</u>							
000-486204 Interfnd Chrg-Drainage Billing	157,500.00	-	37,500.00	-	-	157,500.00	-
<b>TOTAL Fund Transfers</b>	<b>157,500.00</b>	<b>-</b>	<b>37,500.00</b>	<b>-</b>	<b>-</b>	<b>157,500.00</b>	<b>0.00%</b>
<u>Miscellaneous</u>							
000-490000 Misc Charges	13,500.00	965.00	2,681.00	2,617.00	-	10,883.00	19.39
000-491000 Interest Earned	16,000.00	1,853.23	4,386.38	6,178.86	-	9,821.14	38.62
000-491200 Investment Income	350,000.00	51,673.15	82,998.21	151,118.48	-	198,881.52	43.18
000-496000 Water Construction Reserve	-	1.00	-	1.00	-	(1.00)	-
000-497000 Misc Income-W&S	18,000.00	5,021.85	8,003.82	5,822.88	-	12,177.12	32.35
000-498110 Salary Reimb-SSLGC	326,000.00	-	77,663.76	73,604.69	-	252,395.31	22.58
<b>TOTAL Miscellaneous</b>	<b>723,500.00</b>	<b>59,514.23</b>	<b>175,733.17</b>	<b>239,342.91</b>	<b>-</b>	<b>484,157.09</b>	<b>33.08%</b>
<b>TOTAL REVENUES</b>	<b>31,504,800.00</b>	<b>2,498,024.00</b>	<b>7,801,663.69</b>	<b>8,230,144.59</b>	<b>-</b>	<b>23,274,655.41</b>	<b>26.12%</b>

**WATER & SEWER**  
**CASH IN BANK AND INVESTMENTS**

AS OF: December 31, 2023

Cash in Bank

Claim on Operating Cash Pool-Checking	\$ 587,548.87
---------------------------------------	---------------

Cash in Investments

Lone Star Investment-Water&Sewer	10,333,165.49
Lone Star Investment-W&S Customer Deposits	340,797.41
Lone Star Investment-W&S Equip Replacement	204,903.50
Lone Star Investment-W&S Veh Replacement	296,001.64
Schertz Bank & Trust-Certificate of Deposit	<u>1,183,796.96</u>
	\$ 12,358,665.00

<b>Total Cash in Bank &amp; Investments</b>	<b><u><u>\$ 12,946,213.87</u></u></b>
---	---------------------------------------

**CITY OF SCHERTZ**  
**REVENUE AND EXPENSE REPORT (UNAUDITED)**  
AS OF: December 31, 2023

<b>203-EMS</b>	CURRENT	CURRENT	PRIOR YEAR	Y-T-D	Y-T-D	ENCUMBRANCE	BUDGET	% OF
FINANCIAL SUMMARY	BUDGET	PERIOD	Y-T-D	ACTUAL			BALANCE	BUDGET
<b>REVENUE SUMMARY</b>								
Fees	8,486,771.20	851,736.08	2,042,198.63	2,158,194.00	-	-	6,328,577.20	25.43
Inter-Jurisdictional	4,207,451.81	96,026.06	981,329.00	894,869.48	-	-	3,312,582.33	21.27
Miscellaneous	166,000.00	8,519.51	53,179.22	27,025.10	-	-	138,974.90	16.28
<b>TOTAL REVENUES</b>	<b>12,860,223.01</b>	<b>956,281.65</b>	<b>3,076,706.85</b>	<b>3,080,088.58</b>	<b>-</b>	<b>-</b>	<b>9,780,134.43</b>	<b>23.95%</b>
<b>EXPENDITURE SUMMARY</b>								
<b>PUBLIC SAFETY</b>								
<b>SCHERTZ EMS</b>								
Personnel Services	7,778,652.00	636,572.68	1,574,829.53	1,786,492.48	904,218.91	-	5,087,940.61	34.59
Supplies	440,425.00	31,380.71	149,830.41	156,137.16	57,444.11	-	226,843.73	48.49
City Support Services	199,200.00	1,677.78	47,893.78	53,791.60	1,677.78	-	143,730.62	27.85
Utility Services	176,000.00	1,760.62	32,829.37	16,612.37	1,931.45	-	157,456.18	10.54
Operations Support	34,400.00	3,799.79	8,295.16	12,584.18	30.00	-	21,785.82	36.67
Staff Support	88,000.00	8,768.85	28,174.41	18,335.68	22,395.44	-	47,268.88	46.29
City Assistance	689,565.59	56,750.28	154,789.25	114,806.08	167.00	-	574,592.51	16.67
Professional Services	128,000.00	13,402.99	35,646.63	34,682.52	40,220.77	-	53,096.71	58.52
Fund Charges/Transfers	3,280,092.90	292,000.94	918,226.02	834,034.19	-	-	2,446,058.71	25.43
Maintenance Services	13,000.00	3,000.00	840.00	3,000.00	-	-	10,000.00	23.08
Rental/Leasing	120,000.00	-	-	-	-	-	120,000.00	-
Operating Equipment	58,500.00	3,451.01	12,078.66	9,148.60	7,974.55	-	41,376.85	29.27
Capital Outlay	635,000.00	57,340.00	56,901.85	81,464.26	193,562.13	-	359,973.61	43.31
<b>TOTAL PUBLIC SAFETY</b>	<b>13,640,835.49</b>	<b>1,109,905.65</b>	<b>3,020,335.07</b>	<b>3,121,089.12</b>	<b>1,229,622.14</b>	<b>-</b>	<b>9,290,124.23</b>	<b>31.89%</b>
<b>TOTAL EXPENDITURES</b>	<b>13,640,835.49</b>	<b>1,109,905.65</b>	<b>3,020,335.07</b>	<b>3,121,089.12</b>	<b>1,229,622.14</b>	<b>-</b>	<b>9,290,124.23</b>	<b>31.89%</b>
<b>** REVENUE OVER(UNDER) EXPENSES **</b>	<b>(780,612.48)</b>	<b>(153,624.00)</b>	<b>56,371.78</b>	<b>(41,000.54)</b>	<b>(1,229,622.14)</b>	<b>-</b>	<b>490,010.20</b>	

**CITY OF SCHERTZ**  
 REVENUE REPORT (UNAUDITED)  
 AS OF: December 31, 2023

<b>203-EMS REVENUES</b>		CURRENT BUDGET	CURRENT PERIOD	PRIOR YEAR Y-T-D	Y-T-D ACTUAL	Y-T-D ENCUMBRANCE	BUDGET BALANCE	% OF BUDGET
<u>Fees</u>								
000-456100	Ambulance/Mileage Transprt Fee	8,107,771.20	830,981.22	1,912,097.34	2,062,717.06	-	6,045,054.14	25.44
000-456110	Passport Membership Fees	26,000.00	6,440.00	19,015.00	7,645.00	-	18,355.00	29.40
000-456120	EMT Class - Fees	150,000.00	6,000.00	48,425.00	24,000.00	-	126,000.00	16.00
000-456122	CE Class - Fees	20,000.00	-	-	-	-	20,000.00	-
000-456130	Immunization Fees	3,000.00	440.00	1,720.00	1,280.00	-	1,720.00	42.67
000-456140	Billing Fees-External	30,000.00	3,031.86	8,222.42	8,080.69	-	21,919.31	26.94
000-456150	Standby Fees	50,000.00	-	33,772.25	35,384.25	-	14,615.75	70.77
000-456155	Community Services Support	50,000.00	3,115.00	9,290.62	10,281.00	-	39,719.00	20.56
000-456160	MIH Services	50,000.00	1,728.00	9,656.00	8,806.00	-	41,194.00	17.61
<b>TOTAL Fees</b>		<b>8,486,771.20</b>	<b>851,736.08</b>	<b>2,042,198.63</b>	<b>2,158,194.00</b>	<b>-</b>	<b>6,328,577.20</b>	<b>25.43%</b>
<u>Inter-Jurisdictional</u>								
000-473500	Seguin/Guadalupe Co Support	1,020,728.38	-	231,983.73	-	-	1,020,728.38	-
000-474200	JBSA Support	674,421.11	56,201.75	162,705.16	166,968.31	-	507,452.80	24.76
000-474300	Cibolo Support	637,649.85	-	139,333.43	159,412.46	-	478,237.39	25.00
000-475100	Comal Co ESD #6	154,309.31	39,824.31	-	74,660.69	-	79,648.62	48.38
000-475200	Live Oak Support	282,952.32	-	68,441.10	70,738.08	-	212,214.24	25.00
000-475300	Universal City Support	342,714.39	-	86,388.58	85,678.60	-	257,035.79	25.00
000-475400	Selma Support	214,655.25	-	46,533.03	51,346.56	-	163,308.69	23.92
000-475500	Schertz Support	770,949.48	-	181,378.58	192,737.37	-	578,212.11	25.00
000-475600	Santa Clara Support	12,887.85	-	3,059.00	3,443.87	-	9,443.98	26.72
000-475800	Marion Support	21,183.87	-	5,671.23	5,295.97	-	15,887.90	25.00
000-475910	TASPP Program	75,000.00	-	55,835.16	84,587.57	-	(9,587.57)	112.78
<b>TOTAL Inter-Jurisdictional</b>		<b>4,207,451.81</b>	<b>96,026.06</b>	<b>981,329.00</b>	<b>894,869.48</b>	<b>-</b>	<b>3,312,582.33</b>	<b>21.27%</b>
<u>Miscellaneous</u>								
000-491000	Interest Earned	10,000.00	813.92	2,244.48	2,377.34	-	7,622.66	23.77
000-491200	Investment Income	24,000.00	2,917.76	6,911.23	7,990.85	-	16,009.15	33.30
000-493203	Donations-EMS	2,000.00	100.00	455.00	110.00	-	1,890.00	5.50
000-497000	Misc Income	60,000.00	1,154.60	29,074.38	4,649.55	-	55,350.45	7.75
000-497100	Recovery of Bad Debt	20,000.00	1,423.91	3,834.39	4,474.45	-	15,525.55	22.37
000-497110	Collection Agency-Bad Debt	50,000.00	2,109.32	10,659.74	7,422.91	-	42,577.09	14.85
<b>TOTAL Miscellaneous</b>		<b>166,000.00</b>	<b>8,519.51</b>	<b>53,179.22</b>	<b>27,025.10</b>	<b>-</b>	<b>138,974.90</b>	<b>16.28%</b>
<b>TOTAL REVENUES</b>		<b>12,860,223.01</b>	<b>956,281.65</b>	<b>3,076,706.85</b>	<b>3,080,088.58</b>	<b>-</b>	<b>9,780,134.43</b>	<b>23.95%</b>

**CITY OF SCHERTZ**  
**CASH IN BANK AND INVESTMENTS**

AS OF: December 31, 2023

Cash in Bank		
Claim on Operating Cash Pool-Checking	\$	(6,897.51)
Cash in Investments		
EMS-Logic		352,003.35
<b>Total Cash in Bank &amp; Investments</b>	<b>\$</b>	<b><u>345,105.84</u></b>

**CITY OF SCHERTZ**  
REVENUE AND EXPENSE REPORT (UNAUDITED)  
AS OF: December 31, 2023

<b>204-DRAINAGE FINANCIAL SUMMARY</b>	CURRENT BUDGET	CURRENT PERIOD	PRIOR YEAR Y-T-D	Y-T-D ACTUAL	Y-T-D ENCUMBRANCE	BUDGET BALANCE	% OF BUDGET
<b>REVENUE SUMMARY</b>							
Permits	10,200.00	1,450.00	5,550.00	3,500.00	-	6,700.00	34.31
Fees	1,321,850.00	112,998.22	315,500.50	325,671.31	-	996,178.69	24.64
Fund Transfers	17,573.00	-	-	-	-	17,573.00	-
Miscellaneous	27,000.00	3,189.66	5,485.67	8,718.66	-	18,281.34	32.29
<b>TOTAL REVENUES</b>	<b>1,376,623.00</b>	<b>117,637.88</b>	<b>326,536.17</b>	<b>337,889.97</b>	<b>-</b>	<b>1,038,733.03</b>	<b>24.54%</b>
<b>EXPENDITURE SUMMARY</b>							
<b>PUBLIC WORKS</b>							
<b>DRAINAGE</b>							
Personnel Services	589,467.00	43,964.04	129,621.74	134,527.53	68,717.68	386,221.79	34.48
Supplies	7,800.00	67.59	259.64	132.44	-	7,667.56	1.70
City Support Services	17,000.00	360.50	3,610.49	3,776.24	221.97	13,001.79	23.52
Utility Services	30,000.00	1,751.78	5,630.15	4,816.57	-	25,183.43	16.06
Staff Support	15,444.00	1,155.37	1,594.00	1,713.85	840.98	12,889.17	16.54
City Assistance	200.00	-	-	-	-	200.00	-
Professional Services	16,000.00	-	23,704.04	-	2,668.96	13,331.04	16.68
Fund Charges/Transfers	528,746.00	-	143,610.75	-	-	528,746.00	-
Maintenance Services	156,000.00	-	306.72	-	12,710.05	143,289.95	8.15
Other Costs	100.00	100.00	-	100.00	-	-	100.00
Operating Equipment	9,450.00	158.91	-	158.91	-	9,291.09	1.68
Capital Outlay	124,000.00	-	-	18,156.72	77,834.22	28,009.06	77.41
<b>TOTAL DRAINAGE</b>	<b>1,494,207.00</b>	<b>47,558.19</b>	<b>308,337.53</b>	<b>163,382.26</b>	<b>162,993.86</b>	<b>1,167,830.88</b>	<b>21.84%</b>
<b>PROJECTS</b>							
Professional Services	100,000.00	-	-	-	-	100,000.00	-
<b>TOTAL PROJECTS</b>	<b>100,000.00</b>	<b>-</b>	<b>-</b>	<b>-</b>	<b>-</b>	<b>100,000.00</b>	<b>0.00%</b>
<b>TOTAL EXPENDITURES</b>	<b>1,594,207.00</b>	<b>47,558.19</b>	<b>308,337.53</b>	<b>163,382.26</b>	<b>162,993.86</b>	<b>1,267,830.88</b>	<b>20.47%</b>
<b>** REVENUE OVER(UNDER) EXPEND</b>	<b>(217,584.00)</b>	<b>70,079.69</b>	<b>18,198.64</b>	<b>174,507.71</b>	<b>(162,993.86)</b>	<b>(229,097.85)</b>	

# CITY OF SCHERTZ

## REVENUE REPORT (UNAUDITED)

AS OF: December 31, 2023

<b>204-DRAINAGE</b>	CURRENT BUDGET	CURRENT PERIOD	PRIOR YEAR Y-T-D	Y-T-D ACTUAL	Y-T-D ENCUMBRANCE	BUDGET BALANCE	% OF BUDGET
<b>REVENUES</b>							
<u>Permits</u>							
000-432400 Floodplain Permit	10,200.00	1,450.00	5,550.00	3,500.00	-	6,700.00	34.31
<b>TOTAL Permits</b>	<b>10,200.00</b>	<b>1,450.00</b>	<b>5,550.00</b>	<b>3,500.00</b>	<b>-</b>	<b>6,700.00</b>	<b>34.31%</b>
<u>Fees</u>							
000-457500 Drainage Penalties	9,350.00	1,041.96	2,713.00	2,767.28	-	6,582.72	29.60
000-457600 Drainage Fee	1,312,500.00	111,956.26	312,787.50	322,904.03	-	989,595.97	24.60
<b>TOTAL Fees</b>	<b>1,321,850.00</b>	<b>112,998.22</b>	<b>315,500.50</b>	<b>325,671.31</b>	<b>-</b>	<b>996,178.69</b>	<b>24.64%</b>
<u>Fund Transfers</u>							
000-486101 Transfer In - General Fund	17,573.00	-	-	-	-	17,573.00	-
<b>TOTAL Funds Transfers</b>	<b>17,573.00</b>	<b>-</b>	<b>-</b>	<b>-</b>	<b>-</b>	<b>17,573.00</b>	<b>0.00%</b>
<u>Miscellaneous</u>							
000-491000 Interest Earned	4,000.00	221.47	1,469.73	662.99	-	3,337.01	16.57
000-491200 Investment Income	23,000.00	2,968.19	4,015.94	8,055.67	-	14,944.33	35.02
<b>TOTAL Miscellaneous</b>	<b>27,000.00</b>	<b>3,189.66</b>	<b>5,485.67</b>	<b>8,718.66</b>	<b>-</b>	<b>18,281.34</b>	<b>32.29%</b>
<b>TOTAL REVENUES</b>	<b>1,376,623.00</b>	<b>117,637.88</b>	<b>326,536.17</b>	<b>337,889.97</b>	<b>-</b>	<b>1,038,733.03</b>	<b>24.54%</b>

**DRAINAGE**  
**CASH IN BANK AND INVESTMENTS**

AS OF: December 31, 2023

Cash in Bank	
Claim on Operating Cash Pool-Checking	\$ 61,724.22
Cash in Investments	
Lone Star Investment-Drainage Maint Fund	<u>672,074.73</u>
<b>Total Cash in Bank &amp; Investments</b>	<b><u>\$ 733,798.95</u></b>

**CITY OF SCHERTZ**  
REVENUE AND EXPENSE REPORT (UNAUDITED)  
AS OF: December 31, 2023

	CURRENT BUDGET	CURRENT PERIOD	PRIOR YEAR Y-T-D	Y-T-D ACTUAL	Y-T-D ENCUMBRANCE	BUDGET BALANCE	% OF BUDGET
<b>314-HOTEL TAX</b>							
FINANCIAL SUMMARY							
<u>REVENUE SUMMARY</u>							
Taxes	800,000.00	71,214.94	159,485.52	206,138.35	-	593,861.65	25.77
Miscellaneous	101,500.00	12,552.17	15,505.93	36,100.66	-	65,399.34	35.57
<b>TOTAL REVENUES</b>	<b>901,500.00</b>	<b>83,767.11</b>	<b>174,991.45</b>	<b>242,239.01</b>	<b>-</b>	<b>659,260.99</b>	<b>26.87%</b>
<u>EXPENDITURE SUMMARY</u>							
<u>NONDEPARTMENTAL</u>							
City Support Services	90,000.00	22,351.14	23,942.29	31,960.40	-	58,039.60	35.51
Operations Support	34,600.00	-	5,561.95	400.00	-	34,200.00	1.16
Professional Services	1,000.00	180.00	180.00	282.00	660.00	58.00	94.20
Fund Charges/Transfers	80,265.00	-	17,478.75	-	-	80,265.00	-
Maintenance Services	12,000.00	-	-	-	-	12,000.00	-
Capital Outlay	43,000.00	-	-	5,071.42	-	37,928.58	11.79
<b>TOTAL NONDEPARTMENTAL</b>	<b>260,865.00</b>	<b>23,598.14</b>	<b>47,162.99</b>	<b>38,780.82</b>	<b>660.00</b>	<b>221,424.18</b>	<b>15.12%</b>
<b>TOTAL GENERAL GOVERNMENT</b>	<b>260,865.00</b>	<b>23,598.14</b>	<b>47,162.99</b>	<b>38,780.82</b>	<b>660.00</b>	<b>221,424.18</b>	<b>15.12%</b>
<u>MISC &amp; PROJECTS</u>							
<u>PROJECTS</u>							
Professional Services	-	-	1,440.00	-	-	-	-
Maintenance Services	-	-	40,997.22	-	-	-	-
<b>TOTAL PROJECTS</b>	<b>-</b>	<b>-</b>	<b>42,437.22</b>	<b>-</b>	<b>-</b>	<b>-</b>	<b>0.00%</b>
<b>TOTAL MISC &amp; PROJECTS</b>	<b>-</b>	<b>-</b>	<b>42,437.22</b>	<b>-</b>	<b>-</b>	<b>-</b>	<b>0.00%</b>
<b>TOTAL EXPENDITURES</b>	<b>260,865.00</b>	<b>23,598.14</b>	<b>89,600.21</b>	<b>38,780.82</b>	<b>660.00</b>	<b>221,424.18</b>	<b>15.12%</b>
<b>REVENUE OVER(UNDER) EXPENDITURE</b>	<b>640,635.00</b>	<b>60,168.97</b>	<b>85,391.24</b>	<b>203,458.19</b>	<b>(660.00)</b>	<b>437,836.81</b>	

**HOTEL OCCUPANCY TAX FUND  
CASH IN BANK AND INVESTMENTS**

AS OF: December 31, 2023

Cash in Bank

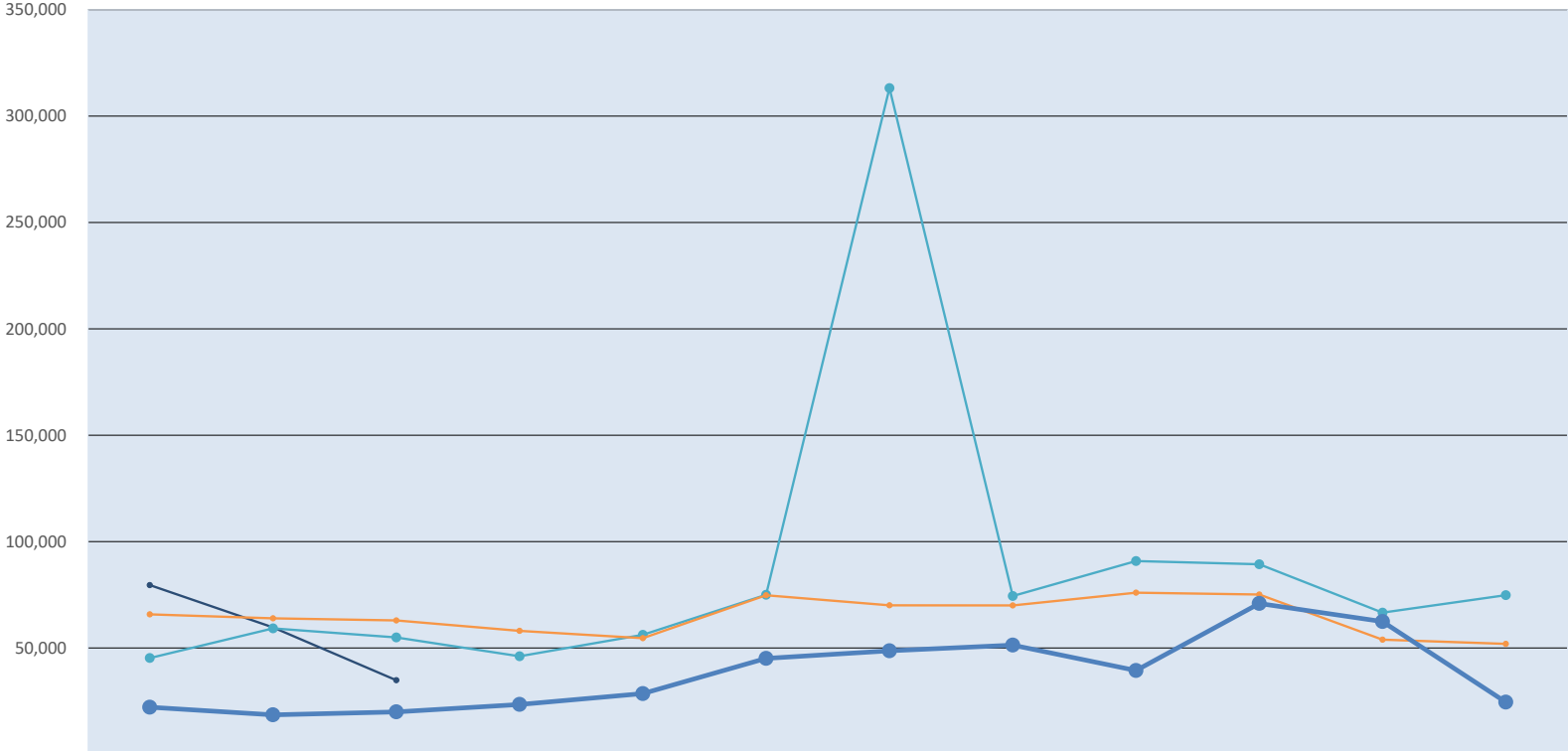
Claim on Operating Cash Pool-Checking \$ 62,223.33

Cash in Investments

Texas Class - Hotel Tax 2,656,386.94

**Total Cash in Bank & Investments \$ 2,718,610.27**

# HOTEL OCCUPANCY TAX



	OCT	NOV	DEC	JAN	FEB	MAR	APR	MAY	JUN	JUL	AUG	SEP
2023-24	79,576	59,688	34,841									
2022-23	45,268	59,237	54,980	46,118	56,190	74,993	313,177	74,439	90,866	89,341	66,631	74,851
2021-22	65,789	63,938	62,952	58,027	54,614	74,755	70,056	70,014	75,996	75,155	53,940	51,934
2020-21	22,147	18,567	19,948	23,467	28,556	45,098	48,675	51,329	39,397	70,910	62,432	24,529

**CITY OF SCHERTZ**  
 REVENUE AND EXPENSE REPORT (UNAUDITED)  
 AS OF: December 31, 2023

	CURRENT BUDGET	CURRENT PERIOD	PRIOR YEAR Y-T-D	Y-T-D ACTUAL	Y-T-D ENCUMBRANCE	BUDGET BALANCE	% OF BUDGET
<b>317-PARK</b>							
<u>FINANCIAL SUMMARY</u>							
<u>REVENUE SUMMARY</u>							
Fees	100,000.00	-	-	-	-	100,000.00	-
Miscellaneous	-	407.42	2,472.02	1,068.35	-	(1,068.35)	-
<b>TOTAL REVENUES</b>	<b>100,000.00</b>	<b>407.42</b>	<b>2,472.02</b>	<b>1,068.35</b>	<b>-</b>	<b>98,931.65</b>	<b>1.07%</b>
<u>EXPENDITURE SUMMARY</u>							
<u>PARKLAND DEDICATION</u>							
Professional Services	-	-	-	-	1,475.00	(1,475.00)	-
Capital Outlay	100,000.00	-	-	-	-	100,000.00	-
<b>TOTAL PARKLAND DEDICATION</b>	<b>100,000.00</b>	<b>-</b>	<b>-</b>	<b>-</b>	<b>1,475.00</b>	<b>98,525.00</b>	<b>1.48%</b>
<b>TOTAL EXPENDITURES</b>	<b>100,000.00</b>	<b>-</b>	<b>-</b>	<b>-</b>	<b>1,475.00</b>	<b>98,525.00</b>	<b>1.48%</b>
<b>REVENUE OVER(UNDER) EXPEND</b>	<b>-</b>	<b>407.42</b>	<b>2,472.02</b>	<b>1,068.35</b>	<b>(1,475.00)</b>	<b>406.65</b>	

# CITY OF SCHERTZ

REVENUE REPORT (UNAUDITED)

AS OF: December 31, 2023

317-PARK REVENUES	CURRENT BUDGET	CURRENT PERIOD	PRIOR YEAR Y-T-D	Y-T-D ACTUAL	Y-T-D ENCUMBRANCE	BUDGET BALANCE	% OF BUDGET
<u>Fees</u>							
000-458800 Parkland Dedication	100,000.00	-	-	-	-	100,000.00	-
<b>TOTAL Fees</b>	<b>100,000.00</b>	<b>-</b>	<b>-</b>	<b>-</b>	<b>-</b>	<b>100,000.00</b>	<b>0.00%</b>
<u>Miscellaneous</u>							
000-491000 Interest Earned	-	25.77	82.70	305.91	-	(305.91)	-
000-491200 Investment Income	-	381.65	2,389.32	762.44	-	(762.44)	-
<b>TOTAL Miscellaneous</b>	<b>-</b>	<b>407.42</b>	<b>2,472.02</b>	<b>1,068.35</b>	<b>-</b>	<b>(1,068.35)</b>	<b>0.00%</b>
<b>TOTAL REVENUES</b>	<b>100,000.00</b>	<b>407.42</b>	<b>2,472.02</b>	<b>1,068.35</b>	<b>-</b>	<b>98,931.65</b>	<b>1.07%</b>

**PARK FUND**  
**CASH IN BANK AND INVESTMENTS**

AS OF: December 31, 2023

Cash in Bank	Current
Claim on Operating Cash Pool-Checking	7,276.50
Cash in Investments	
Texas Class- Park Fund	80,420.92
Total in Investment Pool	<u>80,420.92</u>
<b>Total Cash in Bank &amp; Investments</b>	<b><u>87,697.42</u></b>

**CITY OF SCHERTZ**  
 REVENUE AND EXPENSE REPORT (UNAUDITED)  
 AS OF: December 31, 2023

<b>319-TREE MITIGATION</b>	CURRENT BUDGET	CURRENT PERIOD	PRIOR YEAR Y-T-D	Y-T-D ACTUAL	Y-T-D ENCUMBRANCE	BUDGET BALANCE	% OF BUDGET
<u>FINANCIAL SUMMARY</u>							
<u>REVENUE SUMMARY</u>							
Fees	50,000.00	7,500.00	16,315.00	412,500.00	-	(362,500.00)	825.00
Miscellaneous	35,750.00	5,075.86	6,770.51	12,806.26	-	22,943.74	35.82
<b>TOTAL REVENUES</b>	<b>85,750.00</b>	<b>12,575.86</b>	<b>23,085.51</b>	<b>425,306.26</b>	<b>-</b>	<b>(339,556.26)</b>	<b>495.98%</b>
<u>EXPENDITURE SUMMARY</u>							
<u>TREE MITIGATION</u>							
Maintenance Services	75,000.00	4,200.00	2,700.00	4,200.00	-	70,800.00	5.60
<b>TOTAL TREE MITIGATION</b>	<b>75,000.00</b>	<b>4,200.00</b>	<b>2,700.00</b>	<b>4,200.00</b>	<b>-</b>	<b>70,800.00</b>	<b>5.60%</b>
<b>TOTAL EXPENDITURES</b>	<b>75,000.00</b>	<b>4,200.00</b>	<b>2,700.00</b>	<b>4,200.00</b>	<b>-</b>	<b>70,800.00</b>	<b>5.60%</b>
<b>REVENUE OVER(UNDER) EXPEND</b>	<b>10,750.00</b>	<b>8,375.86</b>	<b>20,385.51</b>	<b>421,106.26</b>	<b>-</b>	<b>(410,356.26)</b>	

**CITY OF SCHERTZ**  
 REVENUE REPORT (UNAUDITED)  
 AS OF: December 31, 2023

<b>319-TREE MITIGATION</b>		<b>CURRENT</b>	<b>CURRENT</b>	<b>PRIOR YEAR Y-T-D</b>	<b>Y-T-D ACTUAL</b>	<b>Y-T-D ENCUMBRANCE</b>	<b>BUDGET</b>	<b>% OF</b>
<b>REVENUES</b>		<b>BUDGET</b>	<b>PERIOD</b>				<b>BALANCE</b>	<b>BUDGET</b>
<u>Fees</u>								
000-458900	Tree Mitigation	50,000.00	7,500.00	16,315.00	412,500.00	-	(362,500.00)	825.00
<b>TOTAL Fees</b>		<b>50,000.00</b>	<b>7,500.00</b>	<b>16,315.00</b>	<b>412,500.00</b>	<b>-</b>	<b>(362,500.00)</b>	<b>825.00%</b>
<u>Miscellaneous</u>								
000-491000	Interest Earned	750.00	41.10	291.99	1,059.75	-	(309.75)	141.30
000-491200	Investment Income	35,000.00	5,034.76	6,478.52	11,746.51	-	23,253.49	33.56
<b>TOTAL Miscellaneous</b>		<b>35,750.00</b>	<b>5,075.86</b>	<b>6,770.51</b>	<b>12,806.26</b>	<b>-</b>	<b>22,943.74</b>	<b>35.82%</b>
<b>TOTAL REVENUES</b>		<b>85,750.00</b>	<b>12,575.86</b>	<b>23,085.51</b>	<b>425,306.26</b>	<b>-</b>	<b>(339,556.26)</b>	<b>495.98%</b>

**TREE MITIGATION FUND**  
**CASH IN BANK AND INVESTMENTS**

AS OF: December 31, 2023

Cash in Bank	
Claim on Operating Cash Pool-Checking	\$14,905.69
Cash in Investments	
MBIA Investment-Tree Mitigation	<u>1,104,893.89</u>
<b>Total Cash in Bank &amp; Investments</b>	<b><u>\$1,119,799.58</u></b>

**CITY OF SCHERTZ**  
 REVENUE AND EXPENSE REPORT (UNAUDITED)  
 AS OF: December 31, 2023

<b>411-CAPITAL RECOVERY WATER</b>	CURRENT BUDGET	CURRENT PERIOD	PRIOR YEAR Y-T-D	Y-T-D ACTUAL	Y-T-D ENCUMBRANCE	BUDGET BALANCE	% OF BUDGET
<u>FINANCIAL SUMMARY</u>							
<u>REVENUE SUMMARY</u>							
Fees	1,000,000.00	55,746.00	175,255.00	208,314.00	-	791,686.00	20.83
Miscellaneous	222,000.00	26,660.41	48,212.24	77,587.94	-	144,412.06	34.95
<b>TOTAL REVENUES</b>	<b>1,222,000.00</b>	<b>82,406.41</b>	<b>223,467.24</b>	<b>285,901.94</b>	<b>-</b>	<b>936,098.06</b>	<b>23.40%</b>
<u>EXPENDITURE SUMMARY</u>							
<u>GENERAL GOVERNMENT</u>							
<u>NONDEPARTMENTAL</u>							
Utility Services	11,748.00	-	-	-	-	11,748.00	-
Professional Services	44,000.00	-	-	-	26,263.56	17,736.44	59.69
<b>TOTAL NON DEPARTMENTAL</b>	<b>55,748.00</b>	<b>-</b>	<b>-</b>	<b>-</b>	<b>26,263.56</b>	<b>29,484.44</b>	<b>47.11%</b>
<b>TOTAL EXPENDITURES</b>	<b>55,748.00</b>	<b>-</b>	<b>-</b>	<b>-</b>	<b>26,263.56</b>	<b>29,484.44</b>	<b>47.11%</b>
<b>REVENUE OVER(UNDER) EXPENDITURES</b>	<b>1,166,252.00</b>	<b>82,406.41</b>	<b>223,467.24</b>	<b>285,901.94</b>	<b>(26,263.56)</b>	<b>906,613.62</b>	

**CITY OF SCHERTZ**  
 REVENUE REPORT (UNAUDITED)  
 AS OF: December 31, 2023

<b>411-CAPITAL RECOVERY WATER</b>	CURRENT	CURRENT	PRIOR YEAR Y-T-D	Y-T-D ACTUAL	Y-T-D	BUDGET	% OF
REVENUES	BUDGET	PERIOD			ENCUMBRANCE	BALANCE	BUDGET
<u>Fees</u>							
000-455900 Cap Rcvry-Water	1,000,000.00	55,746.00	175,255.00	208,314.00	-	791,686.00	20.83
<b>TOTAL Fees</b>	<b>1,000,000.00</b>	<b>55,746.00</b>	<b>175,255.00</b>	<b>208,314.00</b>	<b>-</b>	<b>791,686.00</b>	<b>20.83%</b>
<u>Miscellaneous</u>							
000-491000 Interest Earned	2,000.00	11.27	610.17	341.48	-	1,658.52	17.07
000-491200 Investment Income	220,000.00	26,649.14	47,602.07	77,246.46	-	142,753.54	35.11
<b>TOTAL Miscellaneous</b>	<b>222,000.00</b>	<b>26,660.41</b>	<b>48,212.24</b>	<b>77,587.94</b>	<b>-</b>	<b>144,412.06</b>	<b>34.95%</b>
<b>TOTAL REVENUES</b>	<b>1,222,000.00</b>	<b>82,406.41</b>	<b>223,467.24</b>	<b>285,901.94</b>	<b>-</b>	<b>936,098.06</b>	<b>23.40%</b>

**CAPITAL RECOVERY WATER  
CASH IN BANK AND INVESTMENTS**

AS OF: December 31, 2023

Cash in Bank		
Claim on Operating Cash Pool-Checking	\$	8,929.07
Cash in Investments		
Lone Star Investment-Capital Recovery Water		<u>5,629,825.63</u>
<b>Total Cash in Bank &amp; Investments</b>	<b>\$</b>	<b><u>5,638,754.70</u></b>

**CITY OF SCHERTZ**  
 REVENUE AND EXPENSE REPORT (UNAUDITED)  
 AS OF: December 31, 2023

<b>421-CAPITAL RECOVERY SEWER</b>	CURRENT BUDGET	CURRENT PERIOD	PRIOR YEAR Y-T-D	Y-T-D ACTUAL	Y-T-D ENCUMBRANCE	BUDGET BALANCE	% OF BUDGET
<b>FINANCIAL SUMMARY</b>							
<u>REVENUE SUMMARY</u>							
Fees	500,000.00	9,230.44	81,188.90	351,699.92	-	148,300.08	70.34
Miscellaneous	200,000.00	24,189.98	65,680.57	71,709.47	-	128,290.53	35.85
<b>TOTAL REVENUES</b>	<b>700,000.00</b>	<b>33,420.42</b>	<b>146,869.47</b>	<b>423,409.39</b>	<b>-</b>	<b>276,590.61</b>	<b>60.49%</b>
<u>EXPENDITURE SUMMARY</u>							
GENERAL GOVERNMENT							
NONDEPARTMENTAL							
City Support Services	11,748.00	-	-	-	-	11,748.00	-
Professional Services	55,500.00	-	1,153.28	-	75,901.35	(20,401.35)	136.76
<b>TOTAL NON DEPARTMENTAL</b>	<b>67,248.00</b>	<b>-</b>	<b>1,153.28</b>	<b>-</b>	<b>75,901.35</b>	<b>(8,653.35)</b>	<b>112.87%</b>
<b>TOTAL EXPENDITURES</b>	<b>67,248.00</b>	<b>-</b>	<b>1,153.28</b>	<b>-</b>	<b>75,901.35</b>	<b>(8,653.35)</b>	<b>112.87%</b>
<b>REVENUE OVER(UNDER) EXPENDITURES</b>	<b>632,752.00</b>	<b>33,420.42</b>	<b>145,716.19</b>	<b>423,409.39</b>	<b>(75,901.35)</b>	<b>285,243.96</b>	

**CITY OF SCHERTZ**  
 REVENUE REPORT (UNAUDITED)  
 AS OF: December 31, 2023

<b>421-CAPITAL RECOVERY SEWER REVENUES</b>	CURRENT BUDGET	CURRENT PERIOD	PRIOR YEAR Y-T-D	Y-T-D ACTUAL	Y-T-D ENCUMBRANCE	BUDGET BALANCE	% OF BUDGET
<u>Fees</u>							
000-455910 Cap Rcvry-Waste Water	500,000.00	9,230	81,188.90	351,699.92	-	148,300.08	70.34
<b>TOTAL Fees</b>	<b>500,000.00</b>	<b>9,230.44</b>	<b>81,188.90</b>	<b>351,699.92</b>	<b>-</b>	<b>148,300.08</b>	<b>70.34%</b>
<u>Miscellaneous</u>							
000-491000 Interest Earned	25,000.00	32.19	12,283.15	440.19	-	24,559.81	1.76
000-491200 Investment Income	175,000.00	24,157.79	53,246.48	71,269.28	-	103,730.72	40.73
000-491900 Unrealize Gain/Loss-Captl One	-	-	150.94	-	-	-	-
<b>TOTAL Miscellaneous</b>	<b>200,000.00</b>	<b>24,189.98</b>	<b>65,680.57</b>	<b>71,709.47</b>	<b>-</b>	<b>128,290.53</b>	<b>35.85%</b>
<b>TOTAL REVENUES</b>	<b>700,000.00</b>	<b>33,420.42</b>	<b>146,869.47</b>	<b>423,409.39</b>	<b>-</b>	<b>276,590.61</b>	<b>60.49%</b>

**CAPITAL RECOVERY SEWER  
CASH IN BANK AND INVESTMENTS**

AS OF: December 31, 2023

Cash in Bank

Claim on Operating Cash Pool-Checking \$ 18,320.57

Cash in Investments

Lone Star Investment-Capital Recovery Sewer 4,898,862.85

**Total Cash in Bank & Investments \$ 4,917,183.42**

**CITY OF SCHERTZ**  
 REVENUE AND EXPENSE REPORT (UNAUDITED)  
 AS OF: December 31, 2023

<b>431-ROADWAY IMPACT FEE AREA 1</b>	CURRENT BUDGET	CURRENT PERIOD	PRIOR YEAR Y-T-D	Y-T-D ACTUAL	Y-T-D ENCUMBRANCE	BUDGET BALANCE	% OF BUDGET
<b>FINANCIAL SUMMARY</b>							
<u>REVENUE SUMMARY</u>							
Fees	275,000.00	(10,110.00)	50,550.00	(26,960.00)	-	301,960.00	(9.80)
Miscellaneous	50,175.00	5,047.74	8,125.35	14,879.89	-	35,295.11	29.66
<b>TOTAL REVENUES</b>	<b>325,175.00</b>	<b>(5,062.26)</b>	<b>58,675.35</b>	<b>(12,080.11)</b>	<b>-</b>	<b>337,255.11</b>	<b>-3.71%</b>
<b>MISC &amp; PROJECTS</b>							
Professional Services	5,000.00	-	-	-	-	5,000.00	-
<b>TOTAL MISC &amp; PROJECTS</b>	<b>5,000.00</b>	<b>-</b>	<b>52,425.50</b>	<b>-</b>	<b>-</b>	<b>5,000.00</b>	<b>0.00%</b>
<b>TOTAL EXPENDITURES</b>	<b>5,000.00</b>	<b>-</b>	<b>52,425.50</b>	<b>-</b>	<b>-</b>	<b>5,000.00</b>	<b>0.00%</b>
<b>REVENUE OVER(UNDER) EXPENDITURES</b>	<b>320,175.00</b>	<b>(5,062.26)</b>	<b>6,249.85</b>	<b>(12,080.11)</b>	<b>-</b>	<b>332,255.11</b>	

**CITY OF SCHERTZ**  
 REVENUE REPORT (UNAUDITED)  
 AS OF: December 31, 2023

<b>431-ROADWAY IMPACT FEE AREA 1</b>	CURRENT BUDGET	CURRENT PERIOD	PRIOR YEAR Y-T-D	Y-T-D ACTUAL	Y-T-D ENCUMBRANCE	BUDGET BALANCE	% OF BUDGET
<b>REVENUES</b>							
<u>Fees</u>							
000-455921 CapitalRcvry-RoadwaysSrvAre	275,000.00	(10,110)	50,550.00	(26,960.00)	-	301,960.00	(9.80)
<b>TOTAL Fees</b>	<b>275,000.00</b>	<b>(10,110.00)</b>	<b>50,550.00</b>	<b>(26,960.00)</b>	<b>-</b>	<b>301,960.00</b>	<b>-9.80%</b>
<u>Miscellaneous</u>							
000-491000 Interest Earned	175.00	0.19	92.59	78.61	-	96.39	44.92
000-491200 Investment Income	50,000.00	5,047.55	8,032.76	14,801.28	-	35,198.72	29.60
<b>TOTAL Miscellaneous</b>	<b>50,175.00</b>	<b>5,047.74</b>	<b>8,125.35</b>	<b>14,879.89</b>	<b>-</b>	<b>35,295.11</b>	<b>29.66%</b>
<b>TOTAL REVENUES</b>	<b>325,175.00</b>	<b>(5,062.26)</b>	<b>58,675.35</b>	<b>(12,080.11)</b>	<b>-</b>	<b>337,255.11</b>	<b>-3.71%</b>

**ROADWAY IMPACT FEE AREA 1**  
**CASH IN BANK AND INVESTMENTS**

AS OF: December 31, 2023

Cash in Bank

Claim on Operating Cash Pool-Checking	\$	943.05
---------------------------------------	----	--------

Cash in Investments

Lone Star Investment-Cap Rec Streets 1		1,048,464.21
--	--	--------------

<b>Total Cash in Bank &amp; Investments</b>	<b>\$</b>	<b><u>1,049,407.26</u></b>
---	-----------	----------------------------

**CITY OF SCHERTZ**  
 REVENUE AND EXPENSE REPORT (UNAUDITED)  
 AS OF: December 31, 2023

<b>432-ROADWAY IMPACT FEE AREA 2</b>	CURRENT BUDGET	CURRENT PERIOD	PRIOR YEAR Y-T-D	Y-T-D ACTUAL	Y-T-D ENCUMBRANCE	BUDGET BALANCE	% OF BUDGET
<b>FINANCIAL SUMMARY</b>							
<u>REVENUE SUMMARY</u>							
Fees	220,000.00	26,960.00	30,765.20	26,960.00	-	193,040.00	12.25
Miscellaneous	25,650.00	3,305.93	5,525.62	9,728.07	-	15,921.93	37.93
<b>TOTAL REVENUES</b>	<b>245,650.00</b>	<b>30,265.93</b>	<b>36,290.82</b>	<b>36,688.07</b>	<b>-</b>	<b>208,961.93</b>	<b>14.94%</b>
<u>EXPENDITURE SUMMARY</u>							
GENERAL GOVERNMENT							
NONDEPARTMENTAL							
City Assistance	80,000.00	-	-	-	-	80,000.00	-
Professional Services	5,000.00	-	-	-	-	5,000.00	-
<b>TOTAL NON DEPARTMENTAL</b>	<b>85,000.00</b>	<b>-</b>	<b>-</b>	<b>-</b>	<b>-</b>	<b>85,000.00</b>	<b>0.00%</b>
<b>TOTAL EXPENDITURES</b>	<b>85,000.00</b>	<b>-</b>	<b>-</b>	<b>-</b>	<b>-</b>	<b>85,000.00</b>	<b>0.00%</b>
<b>REVENUE OVER(UNDER) EXPENDITURES</b>	<b>160,650.00</b>	<b>30,265.93</b>	<b>36,290.82</b>	<b>36,688.07</b>	<b>-</b>	<b>123,961.93</b>	

**CITY OF SCHERTZ**  
 REVENUE REPORT (UNAUDITED)  
 AS OF: December 31, 2023

<b>432-ROADWAY IMPACT FEE AREA 2</b>		CURRENT	CURRENT	PRIOR YEAR Y-T-D	Y-T-D ACTUAL	Y-T-D	BUDGET	% OF
<b>REVENUES</b>		BUDGET	PERIOD			ENCUMBRANCE	BALANCE	BUDGET
<u>Fees</u>								
000-455910	CapitalRcvry-RoadwaysSrvAre	220,000.00	26,960	30,765.20	26,960.00	-	193,040.00	12.25
<b>TOTAL Fees</b>		<b>220,000.00</b>	<b>26,960.00</b>	<b>30,765.20</b>	<b>26,960.00</b>	<b>-</b>	<b>193,040.00</b>	<b>12.25%</b>
<u>Miscellaneous</u>								
000-491000	Interest Earned	650.00	1.39	32.23	3.46	-	646.54	0.53
000-491200	Investment Income	25,000.00	3,304.54	5,493.39	9,724.61	-	15,275.39	38.90
<b>TOTAL Miscellaneous</b>		<b>25,650.00</b>	<b>3,305.93</b>	<b>5,525.62</b>	<b>9,728.07</b>	<b>-</b>	<b>15,921.93</b>	<b>37.93%</b>
<b>TOTAL REVENUES</b>		<b>245,650.00</b>	<b>30,265.93</b>	<b>36,290.82</b>	<b>36,688.07</b>	<b>-</b>	<b>208,961.93</b>	<b>14.94%</b>

**ROADWAY IMPACT FEE AREA 2**  
**CASH IN BANK AND INVESTMENTS**

AS OF: December 31, 2023

Cash in Bank

Claim on Operating Cash Pool-Checking	\$	10,351.96
---------------------------------------	----	-----------

Cash in Investments

Lone Star Investment-Cap Rec Streets 2		707,384.18
--	--	------------

<b>Total Cash in Bank &amp; Investments</b>	<b>\$</b>	<b><u>717,736.14</u></b>
---	-----------	--------------------------

**CITY OF SCHERTZ**  
 REVENUE AND EXPENSE REPORT (UNAUDITED)  
 AS OF: December 31, 2023

<b>433-ROADWAY IMPACT FEE AREA 3</b>	CURRENT BUDGET	CURRENT PERIOD	PRIOR YEAR EXPENSE	PRIOR YEAR Y-T-D	Y-T-D ACTUAL	Y-T-D ENCUMBRANCE	BUDGET BALANCE	% OF BUDGET
<b>FINANCIAL SUMMARY</b>								
<b>REVENUE SUMMARY</b>								
Fees	300,000.00	20,220.00	-	84,250.00	650,590.00	-	(350,590.00)	216.86
Miscellaneous	50,250.00	9,162.01	-	12,001.77	24,083.83	-	26,166.17	47.93
<b>TOTAL REVENUES</b>	<b>350,250.00</b>	<b>29,382.01</b>	<b>-</b>	<b>96,251.77</b>	<b>674,673.83</b>	<b>-</b>	<b>(324,423.83)</b>	<b>192.63%</b>
<b>EXPENDITURE SUMMARY</b>								
<b>GENERAL GOVERNMENT</b>								
<b>NONDEPARTMENTAL</b>								
Professional Services	5,000.00	-	-	-	-	-	5,000.00	-
<b>TOTAL NON DEPARTMENTAL</b>	<b>5,000.00</b>	<b>-</b>	<b>-</b>	<b>-</b>	<b>-</b>	<b>-</b>	<b>5,000.00</b>	<b>0.00%</b>
<b>TOTAL EXPENDITURES</b>	<b>5,000.00</b>	<b>-</b>	<b>-</b>	<b>-</b>	<b>-</b>	<b>-</b>	<b>5,000.00</b>	<b>0.00%</b>
<b>REVENUE OVER(UNDER) EXPENDITURES</b>	<b>345,250.00</b>	<b>29,382.01</b>	<b>-</b>	<b>96,251.77</b>	<b>674,673.83</b>	<b>-</b>	<b>(329,423.83)</b>	

**CITY OF SCHERTZ**  
 REVENUE REPORT (UNAUDITED)  
 AS OF: December 31, 2023

<b>433-ROADWAY IMPACT FEE AREA 3</b>	CURRENT BUDGET	CURRENT PERIOD	PRIOR YEAR Y-T-D	Y-T-D ACTUAL	Y-T-D ENCUMBRANCE	BUDGET BALANCE	% OF BUDGET
<b>REVENUES</b>							
<u>Fees</u>							
000-455910 CapitalRcvry-RoadwaysSrvAre	300,000.00	20,220	84,250.00	650,590.00	-	(350,590.00)	216.86
<b>TOTAL Fees</b>	<b>300,000.00</b>	<b>20,220.00</b>	<b>84,250.00</b>	<b>650,590.00</b>	<b>-</b>	<b>(350,590.00)</b>	<b>216.86%</b>
<u>Miscellaneous</u>							
000-491000 Interest Earned	250.00	1.90	129.84	22.49	-	227.51	9.00
000-491200 Investment Income	50,000.00	9,160.11	11,871.93	24,061.34	-	25,938.66	48.12
<b>TOTAL Miscellaneous</b>	<b>50,250.00</b>	<b>9,162.01</b>	<b>12,001.77</b>	<b>24,083.83</b>	<b>-</b>	<b>26,166.17</b>	<b>47.93%</b>
<b>TOTAL REVENUES</b>	<b>350,250.00</b>	<b>29,382.01</b>	<b>96,251.77</b>	<b>674,673.83</b>	<b>-</b>	<b>(324,423.83)</b>	<b>192.63%</b>

**ROADWAY IMPACT FEE AREA 3  
CASH IN BANK AND INVESTMENTS**

AS OF: December 31, 2023

Cash in Bank

Claim on Operating Cash Pool-Checking	\$	755.31
---------------------------------------	----	--------

Cash in Investments

Lone Star Investment-Cap Rec Streets 3		1,936,641.14
--	--	--------------

<b>Total Cash in Bank &amp; Investments</b>	<b>\$</b>	<b><u>1,937,396.45</u></b>
---	-----------	----------------------------

**CITY OF SCHERTZ**  
 REVENUE AND EXPENSE REPORT (UNAUDITED)  
 AS OF: December 31, 2023

<b>434-ROADWAY IMPACT FEE AREA 4</b>	CURRENT BUDGET	CURRENT PERIOD	PRIOR YEAR Y-T-D	Y-T-D ACTUAL	Y-T-D ENCUMBRANCE	BUDGET BALANCE	% OF BUDGET
<b>FINANCIAL SUMMARY</b>							
<u>REVENUE SUMMARY</u>							
Fees	3,000.00	-	-	-	-	3,000.00	-
Miscellaneous	360.00	31.01	95.96	91.39	-	268.61	25.39
<b>TOTAL REVENUES</b>	<b>3,360.00</b>	<b>31.01</b>	<b>95.96</b>	<b>91.39</b>	<b>-</b>	<b>3,268.61</b>	<b>2.72%</b>
<u>EXPENDITURE SUMMARY</u>							
GENERAL GOVERNMENT							
NONDEPARTMENTAL							
Professional Services	3,000.00	-	-	-	-	3,000.00	-
<b>TOTAL NON DEPARTMENTAL</b>	<b>3,000.00</b>	<b>-</b>	<b>-</b>	<b>-</b>	<b>-</b>	<b>3,000.00</b>	<b>0.00%</b>
<b>TOTAL EXPENDITURES</b>	<b>3,000.00</b>	<b>-</b>	<b>-</b>	<b>-</b>	<b>-</b>	<b>3,000.00</b>	<b>0.00%</b>
<b>REVENUE OVER(UNDER) EXPENDITURES</b>	<b>360.00</b>	<b>31.01</b>	<b>95.96</b>	<b>91.39</b>	<b>-</b>	<b>268.61</b>	

# CITY OF SCHERTZ

## REVENUE REPORT (UNAUDITED)

AS OF: December 31, 2023

434-ROADWAY IMPACT FEE AREA 4 REVENUES	CURRENT BUDGET	CURRENT PERIOD	PRIOR YEAR Y-T-D	Y-T-D ACTUAL	Y-T-D ENCUMBRANCE	BUDGET BALANCE	% OF BUDGET
<u>Fees</u>							
000-455910 CapitalRcvry-RoadwaysSrvAre	3,000.00	-	-	-	-	3,000.00	-
<b>TOTAL Fees</b>	<b>3,000.00</b>	<b>-</b>	<b>-</b>	<b>-</b>	<b>-</b>	<b>3,000.00</b>	<b>0.00%</b>
<u>Miscellaneous</u>							
000-491000 Interest Earned	10.00	0.01	2.32	0.03	-	9.97	0.30
000-491200 Investment Income	350.00	31.00	93.64	91.36	-	258.64	26.10
<b>TOTAL Miscellaneous</b>	<b>360.00</b>	<b>31.01</b>	<b>95.96</b>	<b>91.39</b>	<b>-</b>	<b>268.61</b>	<b>25.39%</b>
<b>TOTAL REVENUES</b>	<b>3,360.00</b>	<b>31.01</b>	<b>95.96</b>	<b>91.39</b>	<b>-</b>	<b>3,268.61</b>	<b>2.72%</b>

**ROADWAY IMPACT FEE AREA 4**  
**CASH IN BANK AND INVESTMENTS**

AS OF: December 31, 2023

Cash in Bank

Claim on Operating Cash Pool-Checking	\$	3.22
---------------------------------------	----	------

Cash in Investments

Lone Star Investment-Cap Rec Streets 4		6,491.21
--	--	----------

<b>Total Cash in Bank &amp; Investments</b>	<b>\$</b>	<b><u>6,494.43</u></b>
---	-----------	------------------------

**CITY OF SCHERTZ**  
 REVENUE AND EXPENSE REPORT (UNAUDITED)  
 AS OF: December 31 , 2023

	CURRENT BUDGET	CURRENT PERIOD	PRIOR YEAR Y-T-D	Y-T-D ACTUAL	Y-T-D ENCUMBRANCE	BUDGET BALANCE	% OF BUDGET
<b>505-TAX I&amp;S</b>							
<b>FINANCIAL SUMMARY</b>							
<u>REVENUE SUMMARY</u>							
Taxes	9,050,000.00	3,942,878.40	3,995,962.32	4,094,185.97	-	4,955,814.03	45.24
Miscellaneous	285,000.00	10,927.47	46,396.37	21,873.89	-	263,126.11	7.68
<b>TOTAL REVENUES</b>	<b>9,335,000.00</b>	<b>3,953,805.87</b>	<b>4,042,358.69</b>	<b>4,116,059.86</b>	<b>-</b>	<b>5,218,940.14</b>	<b>44.09%</b>
<u>EXPENDITURE SUMMARY</u>							
<u>GENERAL GOVERNMENT</u>							
NONDEPARTMENTAL							
Professional Services	84,800.00	800.00	800.00	1,200.00	200.00	83,400.00	1.65
Debt Service	8,517,944.78	-	-	-	-	8,517,944.78	-
<b>TOTAL GENERAL GOVERNMENT</b>	<b>8,602,744.78</b>	<b>800.00</b>	<b>800.00</b>	<b>1,200.00</b>	<b>200.00</b>	<b>8,601,344.78</b>	<b>0.02%</b>
<b>TOTAL EXPENDITURES</b>	<b>8,602,744.78</b>	<b>800.00</b>	<b>800.00</b>	<b>1,200.00</b>	<b>200.00</b>	<b>8,601,344.78</b>	<b>0.02%</b>
<b>** REVENUE OVER(UNDER) EXPEND</b>	<b>732,255.22</b>	<b>3,953,005.87</b>	<b>4,041,558.69</b>	<b>4,114,859.86</b>	<b>(200.00)</b>	<b>(3,382,404.64)</b>	

**CITY OF SCHERTZ**  
 REVENUE REPORT (UNAUDITED)  
 AS OF: December 31 , 2023

<b>505-TAX I &amp; S REVENUES</b>	CURRENT BUDGET	CURRENT PERIOD	PRIOR YEAR Y-T-D	Y-T-D ACTUAL	Y-T-D ENCUMBRANCE	BUDGET BALANCE	% OF BUDGET
<u>Taxes</u>							
000-411900 Property Tax Revenue	9,050,000.00	3,942,878.40	3,995,962.32	4,094,185.97	-	4,955,814.03	45.24
<b>TOTAL Taxes</b>	<b>9,050,000.00</b>	<b>3,942,878.40</b>	<b>3,995,962.32</b>	<b>4,094,185.97</b>	<b>-</b>	<b>4,955,814.03</b>	<b>45.24%</b>
<u>Miscellaneous</u>							
000-491000 Interest Earned	10,000.00	2.55	1,479.13	29.23	-	9,970.77	0.29
000-491200 Investment Income	175,000.00	10,924.92	19,917.24	21,844.66	-	153,155.34	12.48
000-495020 Contribution From YMCA	100,000.00	-	25,000.00	-	-	100,000.00	-
<b>TOTAL Miscellaneous</b>	<b>285,000.00</b>	<b>10,927.47</b>	<b>46,396.37</b>	<b>21,873.89</b>	<b>-</b>	<b>263,126.11</b>	<b>7.68%</b>
<b>TOTAL REVENUES</b>	<b>9,335,000.00</b>	<b>3,953,805.87</b>	<b>4,042,358.69</b>	<b>4,116,059.86</b>	<b>-</b>	<b>5,218,940.14</b>	<b>44.09%</b>

**CITY OF SCHERTZ**  
REVENUE AND EXPENSE REPORT (UNAUDITED)  
AS OF: December 31 , 2023

**505-TAX I & S**

		CURRENT	CURRENT	PRIOR YEAR	PRIOR YEAR	Y-T-D	Y-T-D	BUDGET	% OF BUDGET
		BUDGET	PERIOD	EXPENSE	Y-T-D	ACTUAL	ENCUMBRANCE	BALANCE	
GENERAL GOVERNMENT									
NON DEPARTMENTAL									
<u>Professional Services</u>									
101-541500	Paying Agent	4,800.00	800.00	-	800.00	1,200.00	200.00	3,400.00	29.17
101-541502	Cost of Bond Issuance	80,000.00	-	-	-	-	-	80,000.00	-
<b>TOTAL Professional Services</b>		<b>84,800.00</b>	<b>800.00</b>	<b>-</b>	<b>800.00</b>	<b>1,200.00</b>	<b>200.00</b>	<b>83,400.00</b>	<b>1.65%</b>
<u>Debt Service</u>									
101-555629	Bond-GO 2007 Principal	370,000.00	-	-	-	-	-	370,000.00	-
101-555629.1	Bond-GO 2007 Interest	56,369.50	-	-	-	-	-	56,369.50	-
101-555638	Bond-GO 2014 Refund-Principal	800,000.00	-	-	-	-	-	800,000.00	-
101-555638.1	Bond-GO 2014 Refund-Interest	219,525.00	-	-	-	-	-	219,525.00	-
101-555640.1	Bond-GO Ref 2015-Interest	37,050.00	-	-	-	-	-	37,050.00	-
101-555642	Bond-GO SR2016-Principal	265,000.00	-	-	-	-	-	265,000.00	-
101-555642.1	Bond-GO SR2016-Interest	111,206.26	-	-	-	-	-	111,206.26	-
101-555643	Bond-TaxableB CO SR2016-Princi	65,000.00	-	-	-	-	-	65,000.00	-
101-555643.1	Bond-Taxable CO SR2016-Interes	36,437.50	-	-	-	-	-	36,437.50	-
101-555644	Bond-NonTaxA CO SR2016-Princip	70,000.00	-	-	-	-	-	70,000.00	-
101-555644.1	Bond-NonTax CO SR2016-Interest	27,318.76	-	-	-	-	-	27,318.76	-
101-555645	Bond-CO SR2017-Principal	325,000.00	-	-	-	-	-	325,000.00	-
101-555645.1	Bond-CO SR2017 - Interest	93,800.00	-	-	-	-	-	93,800.00	-
101-555646	Bond-GO SR2017 - Principal	175,000.00	-	-	-	-	-	175,000.00	-
101-555646.1	Bond-GO SR2017 - Interest	89,850.00	-	-	-	-	-	89,850.00	-
101-555647	Bond-GO 2018 Refund- Principal	610,000.00	-	-	-	-	-	610,000.00	-
101-555647.1	Bond-GO 2018 Refund - Interest	60,844.00	-	-	-	-	-	60,844.00	-
101-555648	Bond-CO SR2018 - Principal	270,000.00	-	-	-	-	-	270,000.00	-
101-555648.1	Bond-CO 2018 - Interest	138,012.50	-	-	-	-	-	138,012.50	-
101-555649	Bond-GO 2018 Ref - Principal	250,000.00	-	-	-	-	-	250,000.00	-
101-555649.1	Bond-GO 2018 Ref - Interest	160,693.76	-	-	-	-	-	160,693.76	-
101-555650	Bond-CO 2019-Principal	280,000.00	-	-	-	-	-	280,000.00	-
101-555650.1	Bond-CO 2019-Interest	95,675.00	-	-	-	-	-	95,675.00	-
101-555651	Bond-GO 2020-Principal	970,000.00	-	-	-	-	-	970,000.00	-
101-555651.1	Bond-GO 2020-Interest	135,462.50	-	-	-	-	-	135,462.50	-

**CITY OF SCHERTZ**  
 REVENUE AND EXPENSE REPORT (UNAUDITED)  
 AS OF: December 31 , 2023

**505-TAX I & S**

		CURRENT BUDGET	CURRENT PERIOD	PRIOR YEAR EXPENSE	PRIOR YEAR Y-T-D	Y-T-D ACTUAL	Y-T-D ENCUMBRANCE	BUDGET BALANCE	% OF BUDGET
GENERAL GOVERNMENT									
NON DEPARTMENTAL									
101-555652	Bond-GO 2021 Ref - Principal	360,000.00	-	-	-	-	-	360,000.00	-
101-555652.1	Bond-GO 2021 Ref - Interest	110,600.00	-	-	-	-	-	110,600.00	-
101-555653	Bond-CO 2022 - Principal	180,000.00	-	-	-	-	-	180,000.00	-
101-555653.1	Bond-CO 2022 - Interest	157,650.00	-	-	-	-	-	157,650.00	-
101-555654	Bond-CO 2022A - Principal	265,000.00	-	-	-	-	-	265,000.00	-
101-555654.1	Bond-CO 2022A - Interest	350,725.00	-	-	-	-	-	350,725.00	-
101-555655	Bond-GO 2022 - Principal	595,000.00	-	-	-	-	-	595,000.00	-
101-555655.1	Bond-GO 2022 - Interest	786,725.00	-	-	-	-	-	786,725.00	-
<b>TOTAL Debt Service</b>		<b>8,517,944.78</b>	<b>-</b>	<b>-</b>	<b>-</b>	<b>-</b>	<b>-</b>	<b>8,517,944.78</b>	<b>0.00%</b>
<b>TOTAL EXPENDITURES</b>		<b>8,602,744.78</b>	<b>800.00</b>	<b>-</b>	<b>800.00</b>	<b>1,200.00</b>	<b>200.00</b>	<b>8,601,344.78</b>	<b>0.02%</b>

**TAX I&S**  
**CASH IN BANK AND INVESTMENTS**

AS OF: December 31 , 2023

Cash in Bank	
Claim on Operating Cash Pool-Checking	\$ 162,799.05
Texas Class Investment- Tax I&S	<u>5,111,310.84</u>
<b>Total Cash in Bank &amp; Investments</b>	<b><u>\$ 5,274,109.89</u></b>

**CITY OF SCHERTZ**  
**REVENUE AND EXPENSE REPORT (UNAUDITED)**  
AS OF: December 31, 2023

	CURRENT BUDGET	CURRENT PERIOD	PRIOR YEAR Y-T-D	Y-T-D ACTUAL	Y-T-D ENCUMBRANCE	BUDGET BALANCE	% OF BUDGET
<b>620-SED CORPORATION</b>							
<b>FINANCIAL SUMMARY</b>							
<u>REVENUE SUMMARY</u>							
Taxes	7,092,000.00	591,000.00	1,614,413.21	1,712,731.51	-	5,379,268.49	24.15
Fund Transfers	-	-	-	190,391.66	-	(190,391.66)	-
Miscellaneous	1,315,000.00	146,744.94	223,904.77	434,469.45	-	880,530.55	33.04
<b>TOTAL REVENUES</b>	<b>8,407,000.00</b>	<b>737,744.94</b>	<b>1,838,317.98</b>	<b>2,337,592.62</b>	<b>-</b>	<b>6,069,407.38</b>	<b>27.81%</b>
<u>EXPENDITURE SUMMARY</u>							
<u>NONDEPARTMENTAL</u>							
City Assistance	3,027,510.00	-	50,000.00	-	-	3,027,510.00	-
Fund Charges/Transfers	8,650,000.00	-	-	-	-	8,650,000.00	-
<b>TOTAL NONDEPARTMENTAL</b>	<b>11,677,510.00</b>	<b>-</b>	<b>50,000.00</b>	<b>-</b>	<b>-</b>	<b>11,677,510.00</b>	<b>0.00%</b>
<u>ECONOMIC DEVELOPMENT</u>							
Supplies	1,000.00	26.59	141.24	94.96	142.15	762.89	23.71
City Support Services	21,200.00	1,381.53	4,482.67	4,139.95	-	17,060.05	19.53
Utility Services	975.00	-	49.00	-	14.00	961.00	1.44
Operations Support	441,610.00	1,779.06	35,749.55	161,824.05	6,415.23	273,370.72	38.10
Staff Support	24,575.00	291.17	4,451.64	2,546.32	2,026.05	20,002.63	18.61
City Assistance	205,000.00	35.00	3,050.00	35.00	-	204,965.00	0.02
Professional Services	61,300.00	231.00	2,028.00	231.00	-	61,069.00	0.38
Fund Charges/Transfers	546,883.00	-	271,110.50	-	-	546,883.00	-
Operating Equipment	5,000.00	-	26.89	-	-	5,000.00	-
<b>TOTAL ECONO DEVELOPMENT</b>	<b>1,307,543.00</b>	<b>3,744.35</b>	<b>321,089.49</b>	<b>168,871.28</b>	<b>8,597.43</b>	<b>1,130,074.29</b>	<b>13.57%</b>
<b>TOTAL EXPENDITURES</b>	<b>12,985,053.00</b>	<b>3,744.35</b>	<b>371,089.49</b>	<b>168,871.28</b>	<b>8,597.43</b>	<b>12,807,584.29</b>	<b>1.37%</b>
<b>** REVENUE OVER(UNDER) EXPEND</b>	<b>(4,578,053.00)</b>	<b>734,000.59</b>	<b>1,467,228.49</b>	<b>2,168,721.34</b>	<b>(8,597.43)</b>	<b>(6,738,176.91)</b>	

**SED CORPORATION**  
**CASH IN BANK AND INVESTMENTS**

AS OF: December 31, 2023

Cash in Bank

Claim on Operating Cash Pool-Checking	\$ 369,902.32
---------------------------------------	---------------

Cash in Investments

Texas Class Investment-Economic Development Corp	31,353,266.97
Schertz Bank & Trust-Certificate of Deposit	1,099,538.79
Schertz Bank & Trust-Certificate of Deposit	<u>1,163,677.62</u>

<b>Total Cash in Bank &amp; Investments</b>	<b><u>\$ 33,986,385.70</u></b>
---	--------------------------------



**C I T Y   O F   S C H E R T Z**  
**I N V E S T M E N T   R E P O R T**

FOR DECEMBER 2023

C I T Y O F S C H E R T Z  
**INVESTMENT REPORT**  
 FOR DECEMBER 2023

	Beginning Mkt Value	Deposits /Purchase	Withdrawals	Interest Earned	Mkt Appreciation/ Depreciation/ Accrued Interest	Ending Mkt Value
<b>SUMMARY</b>						
TOTAL OPERATIONS	\$ 5,721,082.39	\$ 21,970,199.67	\$ (22,659,122.06)	\$ 32,699.91	\$ -	\$ 5,064,859.91
TOTAL LOGIC	\$ 42,249,577.41	\$ 7,500,000.00	\$ (2,839,286.52)	\$ 197,714.35	\$ -	\$ 47,108,005.24
TOTAL LONESTAR	\$ 31,607,778.40	\$ 833,315.00	\$ (1,347,056.54)	\$ 148,033.36	\$ -	\$ 31,242,070.22
TOTAL TEXAS CLASS	\$ 43,987,472.85	\$ 5,737,000.00	\$ (88,048.76)	\$ 219,469.86	\$ -	\$ 49,855,893.95
TOTAL HANCOCK WHITNEY	\$ 1,448,185.27	\$ -	\$ -	\$ 4,580.14	\$ 11,096.31	\$ 1,463,861.72
TOTAL C.D.s	\$ 4,476,968.88	\$ -	\$ -	\$ -	\$ (4,573.37)	\$ 4,472,395.51
<b>Totals</b>	\$ 129,491,065.20	\$ 36,040,514.67	\$ (26,933,513.88)	\$ 602,497.62	\$ 6,522.94	\$ 139,207,086.55

This investment portfolio represents a liquid and diverse holding by the City of Schertz.

The investment strategy is to hold the monthly operating funds in the bank while investing other funds. By looking at the purpose of the funds being invested, it can be determined that it is in best interest of the City to invest in securities over 1 year to maximize yield while still maintaining all collateral and other safety requirements.

This portfolio is in compliance with the City's Investment Policy and with the Public Funds Investment Act.

---

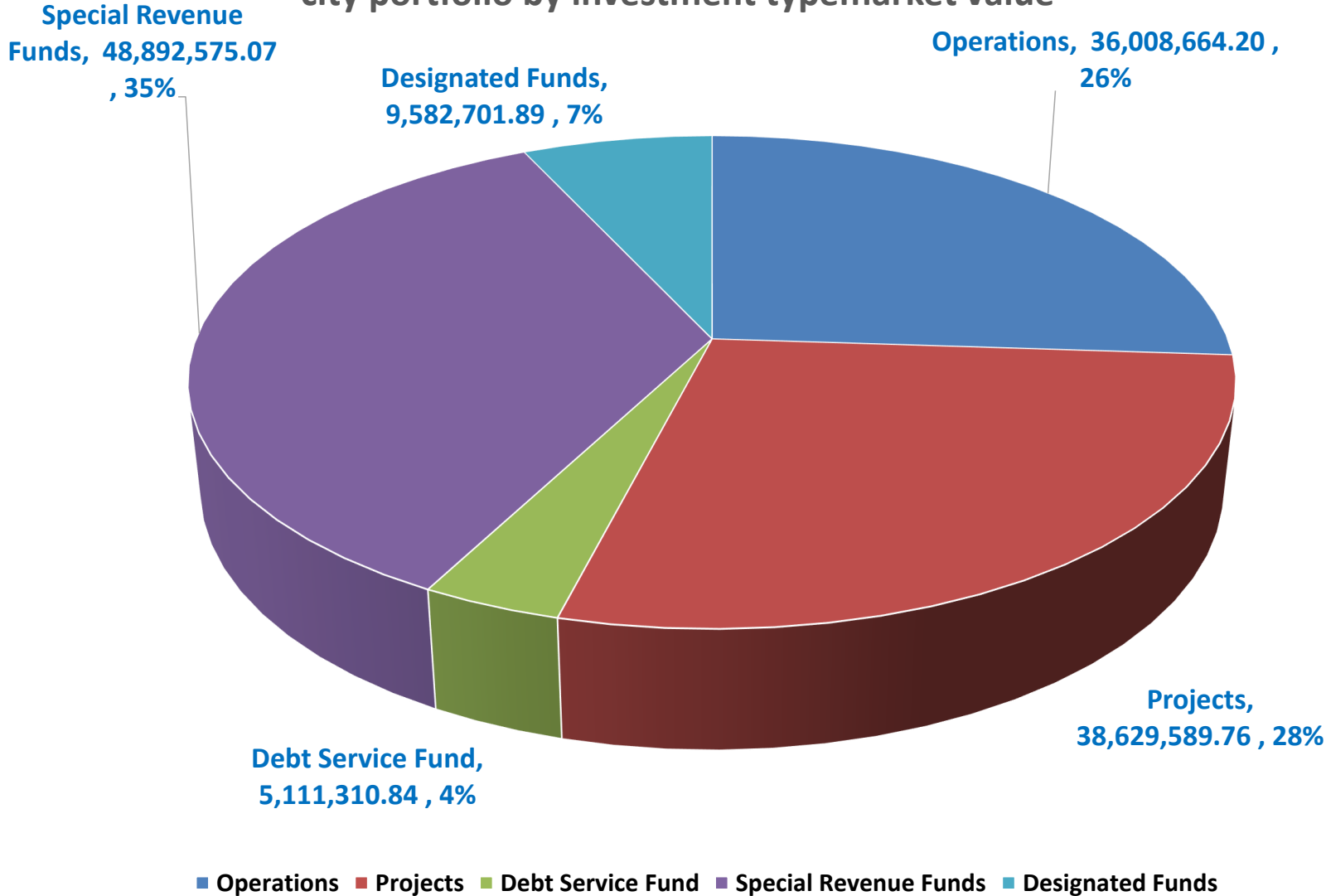
Finance Director

---

City Manager

December-23

### city portfolio by investment typemarket value





**CITY OF SCHERTZ**  
**INVESTMENT REPORT**  
 FOR MONTH ENDING December 23

December-23											
INVESTMENT POOLS	Beginning Book Value	Yield	Deposits /Purchase	Withdrawals	Interest Earned	Ending Value	Book	Ending Mkt Value	Par Value	Maturity Date	Weighted
<b>OPERATIONS-BANK CASH</b>											
Schertz Bank & Trust - Pooled Cash	5,618,513.82	5.43	21,970,199.67	22,659,122.06	32,699.91	4,962,291.34		4,962,291.34	4,962,291.34	N/A	29
Schertz Bank & Trust - PEG Fund	102,568.57	0.00	0.00	0.00	0.00	102,568.57		102,568.57	102,568.57	N/A	29
<b>TOTAL OPERATIONS</b>	<b>5,721,082.39</b>		<b>21,970,199.67</b>	<b>22,659,122.06</b>	<b>32,699.91</b>	<b>5,064,859.91</b>		<b>5,064,859.91</b>	<b>5,064,859.91</b>		
<b>LOGIC</b>											
General Fund	12,542,766.59	5.5411	7,500,000.00	2,500,000.00	58,197.39	17,600,963.98		17,600,963.98	17,600,963.98	N/A	53 Days
G/F-Equipment Replacement	84,384.92	5.5411	0.00	0.00	397.12	84,782.04		84,782.04	84,782.04	N/A	53 Days
G/F-Vehicle Replacement	568,989.21	5.5411	0.00	0.00	2,677.77	571,666.98		571,666.98	571,666.98	N/A	53 Days
G/F-Air Conditioner Replacement	309,648.38	5.5411	0.00	0.00	1,457.24	311,105.62		311,105.62	311,105.62	N/A	53 Days
FEMA PROCEEDS/CAPITAL PROJECT-404	2,112,405.65	5.5411	0.00	33,830.27	9,797.52	2,088,372.90		2,088,372.90	2,088,372.90	N/A	53 Days
EMS	649,085.59	5.5411	0.00	300,000.00	2,917.76	352,003.35		352,003.35	352,003.35	N/A	53 Days
SR2009 Bond-Street Projects(II)	540,880.47	5.5411	0.00	0.00	2,545.51	543,425.98		543,425.98	543,425.98	N/A	53 Days
CO2022	14,467,327.31	5.5411	0.00	5,456.25	68,078.11	14,529,949.17		14,529,949.17	14,529,949.17	N/A	53 Days
CO2022A	10,974,089.29	5.5411	0.00	0.00	51,645.93	11,025,735.22		11,025,735.22	11,025,735.22	N/A	53 Days
<b>TOTAL LOGIC</b>	<b>42,249,577.41</b>		<b>7,500,000.00</b>	<b>2,839,286.52</b>	<b>197,714.35</b>	<b>47,108,005.24</b>		<b>47,108,005.24</b>	<b>47,108,005.24</b>		
<b>LONESTAR</b>											
Capital Recovery - Sewer	4,976,783.90	5.6493	84,315.00	186,393.84	24,157.79	4,898,862.85		4,898,862.85	4,898,862.85	N/A	51 Days
Capital Recovery - Water	5,513,176.49	5.6493	90,000.00	0.00	26,649.14	5,629,825.63		5,629,825.63	5,629,825.63	N/A	51 Days
CO2018 PARKS & TRAILS	135,669.11	5.6493	0.00	0.00	650.95	136,320.06		136,320.06	136,320.06	N/A	51 Days
CO2018 BUILDING REPAIRS	304,866.17	5.6493	0.00	70,924.09	1,155.40	235,097.48		235,097.48	235,097.48	N/A	51 Days
CO2018 FLEET BUILDING	109,006.73	5.6493	0.00	0.00	523.02	109,529.75		109,529.75	109,529.75	N/A	51 Days
CO2018 FM1103 UTILITY RELOCATION	38,931.01	5.6493	0.00	0.00	186.79	39,117.80		39,117.80	39,117.80	N/A	51 Days
CO2018 WATER LOOP LINES	818,667.23	5.6493	0.00	0.00	3,928.02	822,595.25		822,595.25	822,595.25	N/A	51 Days
CO2018 WATER METERS	487,098.41	5.6493	0.00	0.00	2,337.13	489,435.54		489,435.54	489,435.54	N/A	51 Days
Drainage Fund	564,106.54	5.6493	105,000.00	0.00	2,968.19	672,074.73		672,074.73	672,074.73	N/A	51 Days
GO SR2011 Soccer Fields	76,663.03	5.6493	0.00	0.00	367.83	77,030.86		77,030.86	77,030.86	N/A	51 Days
GO SR2012 Downtown Improvements	125,321.89	5.6493	0.00	71,987.60	567.88	53,902.17		53,902.17	53,902.17	N/A	51 Days
Roadway Impact Area 1	1,040,416.66	5.6493	14,000.00	11,000.00	5,047.55	1,048,464.21		1,048,464.21	1,048,464.21	N/A	51 Days
Roadway Impact Area 2	687,079.64	5.6493	17,000.00	0.00	3,304.54	707,384.18		707,384.18	707,384.18	N/A	51 Days
Roadway Impact Area 3	1,904,481.03	5.6493	23,000.00	0.00	9,160.11	1,936,641.14		1,936,641.14	1,936,641.14	N/A	51 Days
Roadway Impact Area 4	6,460.21	5.6493	0.00	0.00	31.00	6,491.21		6,491.21	6,491.21	N/A	51 Days
SE Elevated Water Tank	29,475.24	5.6493	0.00	0.00	141.42	29,616.66		29,616.66	29,616.66	N/A	51 Days
W/S-Customer Deposits	339,170.05	5.6493	0.00	0.00	1,627.36	340,797.41		340,797.41	340,797.41	N/A	51 Days
W/S-Equipment Repl/Cap.Imp	203,925.05	5.6493	0.00	0.00	978.45	204,903.50		204,903.50	204,903.50	N/A	51 Days
Water&Sewer	10,786,743.21	5.6493	500,000.00	1,000,000.00	47,653.89	10,334,397.10		10,334,397.10	10,334,397.10	N/A	51 Days
Water/Sewer Reserve-Cor overnight Fund	3,165,148.60	5.6493	0.00	6,751.01	15,183.45	3,173,581.04		3,173,581.04	3,173,581.04	N/A	51 Days
W/S-Vehicle Replacement	294,588.19	5.6493	0.00	0.00	1,413.45	296,001.64		296,001.64	296,001.64	N/A	51 Days
GSE Bond Antitrust Payment	0.01	5.6493	0.00	0.00	0.00	0.01		0.01	0.01	N/A	51 Days
<b>TOTAL LONESTAR</b>	<b>31,607,778.40</b>		<b>833,315.00</b>	<b>1,347,056.54</b>	<b>148,033.36</b>	<b>31,242,070.22</b>		<b>31,242,070.22</b>	<b>31,242,070.22</b>		

	Beginning Book Value	Yield	Deposits /Purchase	Withdrawals	Interest Earned	Ending Value	Book Ending Mkt Value	Ending Mkt Value	Par Value	Maturity Date	Weighted
<b>INVESTMENT POOLS</b>											
Tax I&S	1,193,385.92	5.5744	3,907,000.00	0.00	10,924.92	5,111,310.84	5,111,310.84	5,111,310.84	5,111,310.84	N/A	50 Days
Justice Forfeiture	209,784.07	5.5744	30,000.00	42,000.00	1,104.84	198,888.91	198,888.91	198,888.91	198,888.91	N/A	50 Days
Park Fund	80,420.92	5.5744	0.00	0.00	381.65	80,802.57	80,802.57	80,802.57	80,802.57	N/A	50 Days
Economic Development Corporation	29,908,064.61	5.5744	1,300,000.00	0.00	145,202.36	31,353,266.97	31,353,266.97	31,353,266.97	31,353,266.97	N/A	50 Days
Library Board	51,488.29	5.5744	0.00	0.00	244.34	51,732.63	51,732.63	51,732.63	51,732.63	N/A	50 Days
Tree Mitigation	699,859.13	5.5744	400,000.00	0.00	5,034.76	1,104,893.89	1,104,893.89	1,104,893.89	1,104,893.89	N/A	50 Days
Hotel Tax	2,543,886.50	5.5744	100,000.00	0.00	12,500.44	2,656,386.94	2,656,386.94	2,656,386.94	2,656,386.94	N/A	50 Days
Special Events Fund	19,265.46	5.5744	0.00	0.00	91.44	19,356.90	19,356.90	19,356.90	19,356.90	N/A	50 Days
ARP	7,711,866.71	5.5744	0.00	46,048.76	36,537.22	7,702,355.17	7,702,355.17	7,702,355.17	7,702,355.17	N/A	50 Days
CO 2022 FM78-3009	234,829.01	5.5744	0.00	0.00	1,114.36	235,943.37	235,943.37	235,943.37	235,943.37	N/A	50 Days
CO 2022 FM1518 Utilities	626.09	5.5744	0.00	0.00	3.04	629.13	629.13	629.13	629.13	N/A	50 Days
CO 2022 Energy Savings	1,333,996.14	5.5744	0.00	0.00	6,330.49	1,340,326.63	1,340,326.63	1,340,326.63	1,340,326.63	N/A	50 Days
<b>TOTAL TEXAS CLASS</b>	<b>43,987,472.85</b>		<b>5,737,000.00</b>	<b>88,048.76</b>	<b>219,469.86</b>	<b>49,855,893.95</b>	<b>49,855,893.95</b>	<b>49,855,893.95</b>	<b>49,855,893.95</b>		
<b>INVESTMENT MANAGED ACCOUNT</b>											
Hancock Whitney General Fund	1,454,834.27	3.109446	0.00	0.00	4,580.14	1,458,981.33	1,463,861.72	1,476,318.17	1,476,318.17	N/A	653 Days
<b>TOTAL HANCOCK WHITNEY</b>	<b>1,454,834.27</b>	<b>3.1094</b>	<b>-</b>	<b>-</b>	<b>4,580.14</b>	<b>1,458,981.33</b>	<b>1,463,861.72</b>	<b>1,476,318.17</b>	<b>1,476,318.17</b>		
<b>CERTIFICATES OF DEPOSIT</b>											
SB&T-Water&Sewer	1,183,796.96	0.7500	0.00	0.00	0.00	1,183,796.96	1,192,578.14	1,183,796.96	1,183,796.96	1/5/2024	365 Days
Schertz Economic Development Corp (1)	1,163,677.62	3.5000	0.00	0.00	0.00	1,163,677.62	1,189,900.22	1,163,677.62	1,163,677.62	5/10/2024	365 Days
Schertz Economic Development Corp (2)	1,099,538.79	0.7500	0.00	0.00	0.00	1,099,538.79	1,107,672.36	1,099,538.79	1,099,538.79	1/6/2024	365 Days
Bank of New York(Glendale,CA as of July.	249,470.50	5.4000	0.00	0.00	0.00	249,470.50	244,555.20	249,470.50	249,470.50	7/21/2025	365 Days
BOA (Charlotte, NC as of Nov23)	243,000.00	5.1500	0.00	0.00	0.00	243,000.00	244,603.80	243,000.00	243,000.00	12/1/2025	365 Days
Cross Riv Bank (Teaneck, NJ as of Nov23	248,000.00	5.5000	0.00	0.00	0.00	248,000.00	249,356.56	248,000.00	248,000.00	11/30/2026	365 Days
First FNDTN BK (Irvine, CA as of Nov23)	243,000.00	5.2000	0.00	0.00	0.00	243,000.00	243,612.36	243,000.00	243,000.00	5/30/2025	365 Days
Cash	0.00		0.00	0.00	0.00	0.00	116.87	0.00	0.00		
<b>TOTAL C.D.s</b>	<b>4,430,483.87</b>		<b>-</b>	<b>-</b>	<b>-</b>	<b>4,430,483.87</b>	<b>4,472,395.51</b>	<b>4,430,483.87</b>	<b>4,430,483.87</b>		
<b>TOTAL PORTFOLIO</b>	<b>129,451,229.19</b>	<b>5.4104</b>	<b>36,040,514.67</b>	<b>26,933,513.88</b>	<b>602,497.62</b>	<b>139,160,294.52</b>	<b>139,207,086.55</b>	<b>139,177,631.36</b>	<b>139,177,631.36</b>		<b>58 Days</b>

Date: 12/31/2023  
**General Fund (IMA)**  
**Assets**

	Due	Maturity	Shares	Cost	Mrk Value	Projected Annual Income	Current Yield
<u>Cash &amp; Equivalents</u>							
GOLDMAN SACHS GOVERNMENT FUND-CLASS: INST (#465)			6,318.17	6,318.17	6,318.17	331.70	5.25
<i>Total Cash &amp; Equivalents</i>			6,318.17	6,318.17	6,318.17	331.70	5.25%
<u>Fixed Income</u>							
US Treasury Note	5/15/2025	501.00	25,000.00	24,222.78	24,206.00	531.25	2.19
US Treasury Note	7/31/2026	943.00	55,000.00	51,636.65	52,048.15	1,031.25	1.98
US Treasury Note	3/31/2025	456.00	100,000.00	99,214.93	95,098.00	500.00	0.53
US Treasury Note	4/30/2025	486.00	100,000.00	97,808.95	94,648.00	375.00	0.40
UNITED STATES TREASURY NOTES	11/15/2024	320.00	50,000.00	49,943.77	48,252.00	375.00	0.78
UNITED STATES TREASURY NOTES	1/15/2025	381.00	70,000.00	67,331.38	67,438.00	787.50	1.17
UNITED STATES TREASURY NOTES	4/15/2025	471.00	50,000.00	49,200.57	48,783.00	1,312.50	2.69
UNITED STATES TREASURY NOTES	5/15/2025	501.00	40,000.00	39,215.12	39,058.00	1,100.00	2.82
UNITED STATES TREASURY NOTES	6/15/2025	532.00	150,000.00	148,874.89	146,625.00	4,312.50	2.94
UNITED STATES TREASURY NOTES	7/15/2025	562.00	50,000.00	49,153.98	48,916.00	1,500.00	3.07
UNITED STATES TREASURY NOTES	8/15/2025	593.00	100,000.00	99,443.51	98,023.00	3,125.00	3.19
UNITED STATES TREASURY NOTES	9/15/2025	624.00	75,000.00	74,071.37	73,910.25	2,625.00	3.55
UNITED STATES TREASURY NOTES	12/15/2026	1080.00	50,000.00	49,125.36	49,744.00	2,000.00	4.02
UNITED STATES TREASURY NOTES	2/15/2026	777.00	50,000.00	49,111.85	49,785.00	2,000.00	4.02
UNITED STATES TREASURY NOTES	6/15/2026	897.00	100,000.00	99,553.44	100,012.00	4,125.00	4.12
UNITED STATES TREASURY NOTES	7/15/2026	927.00	70,000.00	69,868.05	70,675.50	3,150.00	4.46
UNITED STATES TREASURY NOTES	7/31/2025	578.00	50,000.00	49,753.79	50,234.50	2,375.00	4.73
UNITED STATES TREASURY NOTES	8/15/2026	958.00	55,000.00	54,501.49	55,391.05	2,406.25	4.34
UNITED STATES TREASURY NOTES	8/31/2025	609.00	50,000.00	49,934.79	50,469.00	2,500.00	4.95
UNITED STATES TREASURY NOTES	9/15/2026	989.00	85,000.00	86,052.54	86,218.90	3,931.25	4.56
UNITED STATES TREASURY NOTES	9/30/2025	639.00	95,000.00	94,643.95	95,987.05	4,750.00	4.95
<i>Total Fixed Income</i>			1,470,000.00	1,452,663.16	1,445,522.40	44,812.50	3.10%
<b>Total Assets</b>		<b>652.73</b>	<b>1,476,318.17</b>	<b>1,458,981.33</b>	<b>1,451,840.57</b>	<b>45,144.20</b>	<b>0.031094</b>

**Glossary****Investment Report Terms**

Par Value	This is the amount stated on the original issue of the investment that the interest paid out is based on and is the amount to be returned to the investment holder once the investment reaches the maturity date.
Shares	The original investment is sold in pieces called "Shares", each share has a stated "Par Value" and stated "Interest Rate".
Book Value	Also called "Cost", is the amount the City paid to acquire this investment. Would the "market value" at the time of purchase.
Market Value (Mkt)	Represents what we could sell our investments for today. It could be different than what we originally paid for the investment.
Interest Earned	Dollars earned on our investments. Is calculated based on the par value and the stated interest rate of the investment.
Yield	Annual projected earnings divided by the current market value. This is the City's return on investment.
Purchases	When we acquire additional investments or invest additional funds.
Withdraws	When we sell some or all of our investment and return cash to the bank.
Maturity Date	The date the investment is to be bought back at the par value and returned to the original issuer. This date is specified during the original issuance of the investment.
Weighted Average Maturity	An average maturity of a group of investments
Investment Pool	Groups combine their funds to purchase a variety of different investment types. The returns are averaged back out to investors every day based on their individual investment.
Certificates of Deposit	Is an investment type with a fixed maturity date, a specified interest rate, and can be issued for any amount. Once purchased, funds cannot be removed from this investment until the maturity date. They are generally issued by commercial banks and are insured by the Federal Deposit Insurance Corporation up to \$250,000 per individual.