

**LEGEND**

- SAVANNAH FARMS
- 60' X 130' LOT
- 70' X 130' LOT
- RIGHT OF WAY
- OPEN SPACE
- DETENTION / WATER QUALITY BASIN
- FEMA 100 YR FLOODPLAIN

**LAND USE SUMMARY**

LOT	LOTS	% LOTS
60s	74	66.67%
70s	37	33.33%
<b>TOTAL</b>	<b>111</b>	<b>100.00%</b>

**DEVELOPMENT SUMMARY**

USE	LOTS	ACREAGE	DU/Ac.
RESIDENTIAL	111	25.64	4.33
ROW	N/A	7.51	N/A
OPEN SPACE	N/A	10.96	N/A
<b>TOTAL</b>	<b>111</b>	<b>44.11</b>	<b>2.52</b>



**SAVANNAH FARMS**  
44.11 Ac.

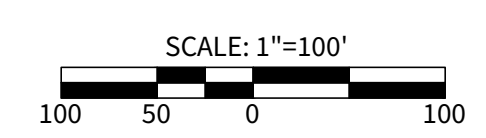
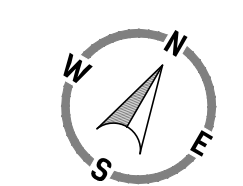
# SAVANNAH FARMS / MASTER LAND PLAN OPTION 2




MERITAGE HOMES OF TEXAS, L.L.C.  
2722 W. BITTERS RD., SUITE 200  
SAN ANTONIO, TEXAS 78231  
P:(210) 402.6045 F: (210) 402.7397

SCHERTZ, TEXAS

OCTOBER 2024



CUDE ENGINEERS  
4122 POND HILL ROAD, SUITE 101  
SAN ANTONIO, TEXAS 78231  
P:(210) 681.2951 F: (210) 523.7112



P:\044061000\2-DWG\1-Exhibits\Savannah Farms MLP 60s & 70s-op2.dwg 2024/10/28 10:52am rchaires