

# Schertz, Texas



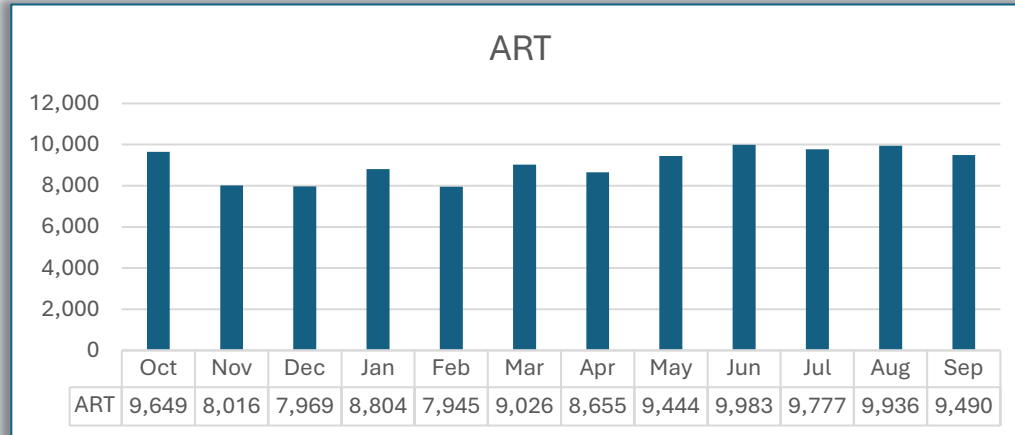
Sean Scott

FY23-24

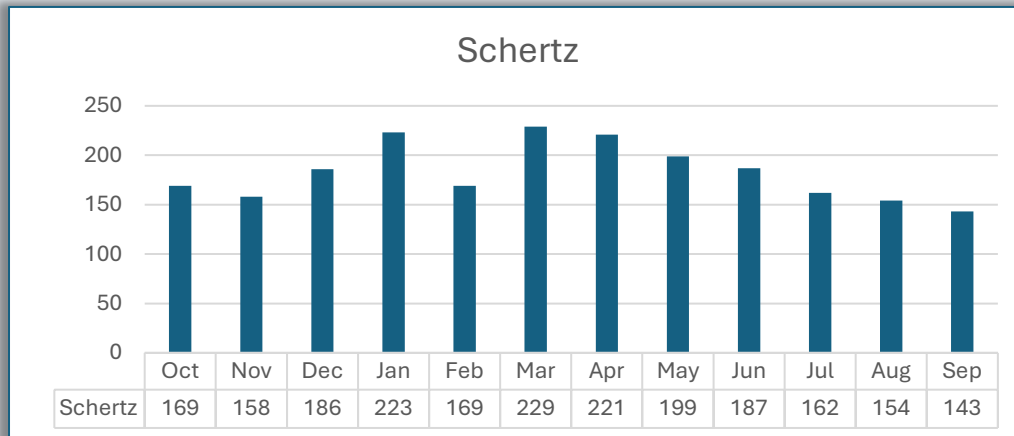
OCT 2023 TO SEP 2024



# Trips



**ART**  
**112,409**  
Total Trips

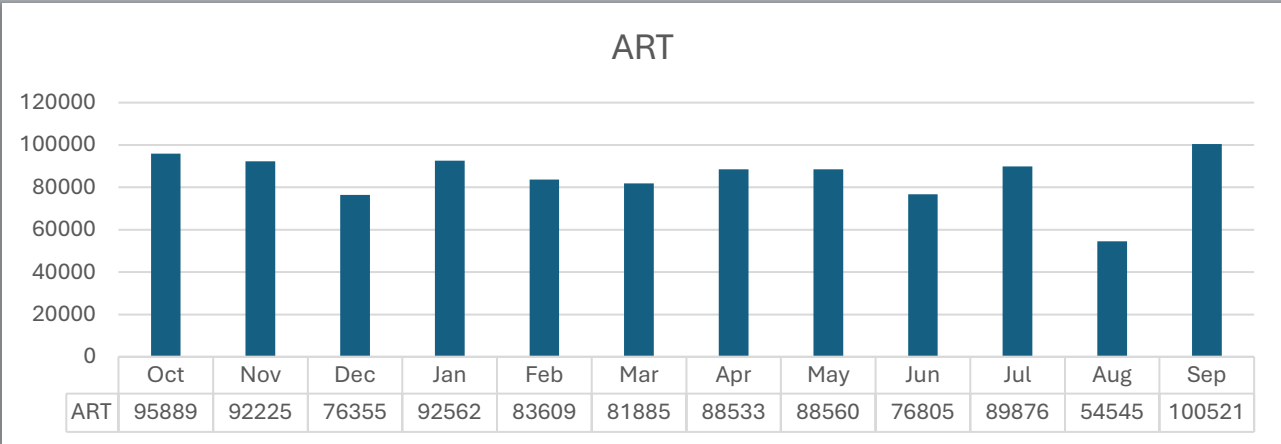


**Schertz**  
**2,797** Total Trips  
Schertz represents 2.5% of ART's total

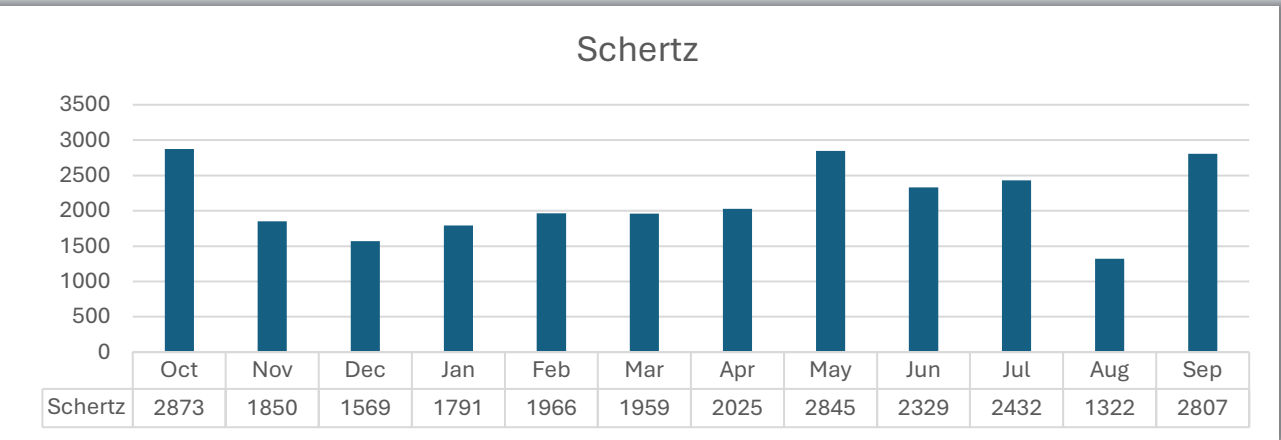




# Revenue Miles



**ART**  
**1,021,365**  
Rev Miles

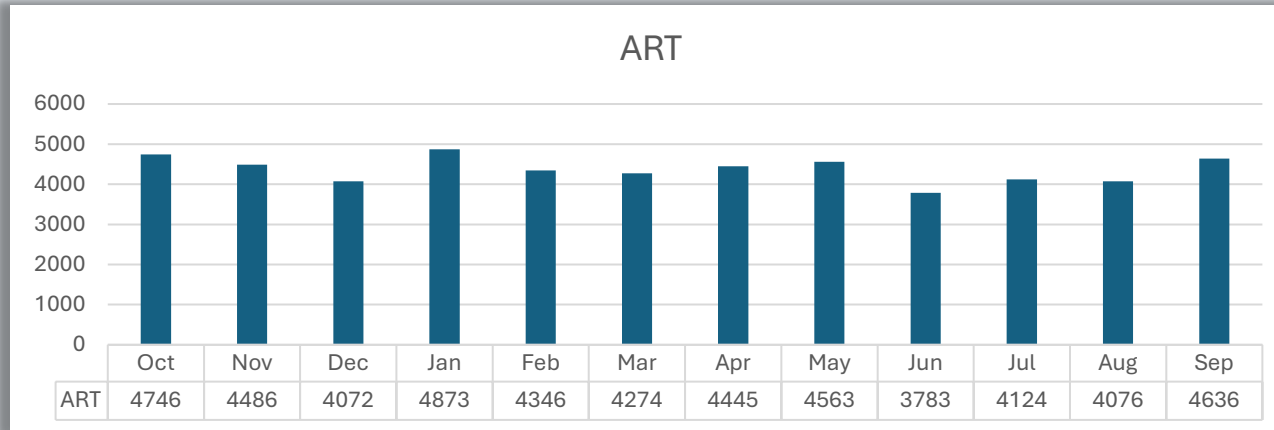


**Schertz**  
**25,770**  
Rev Miles

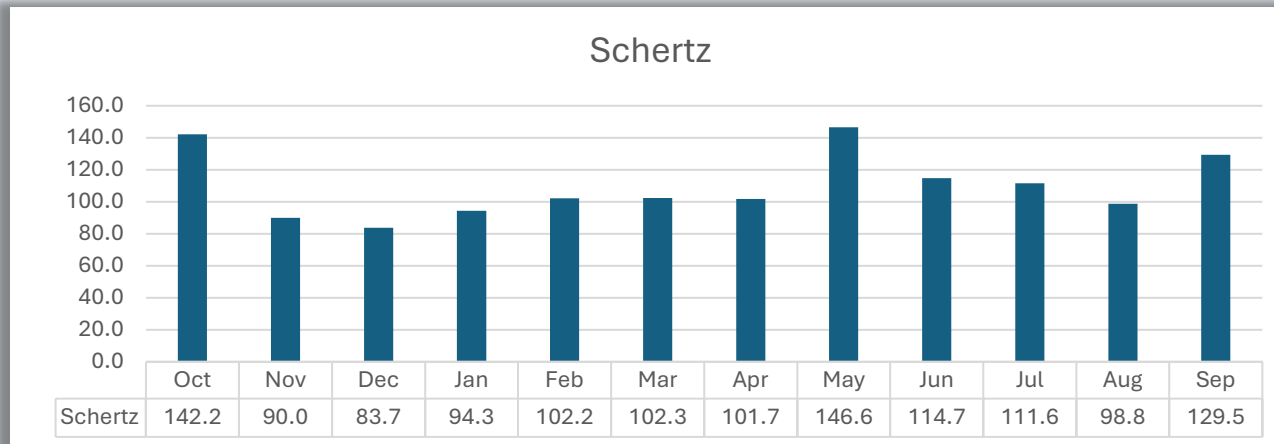




# Revenue Hours



**ART**  
**52,424**  
Rev Hours



**Schertz**  
**1,318**  
Rev Hours





# Ridership - Schertz

Monthly Average
<b>233</b>

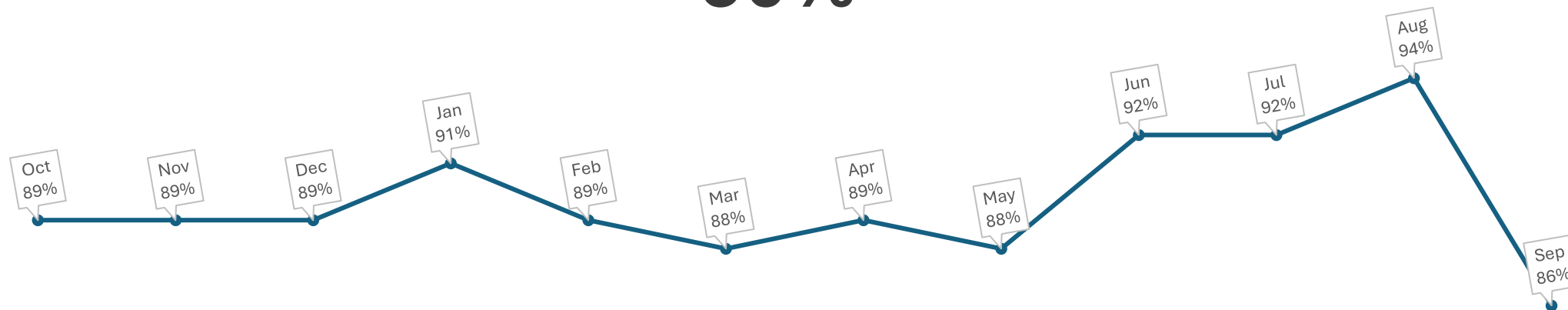
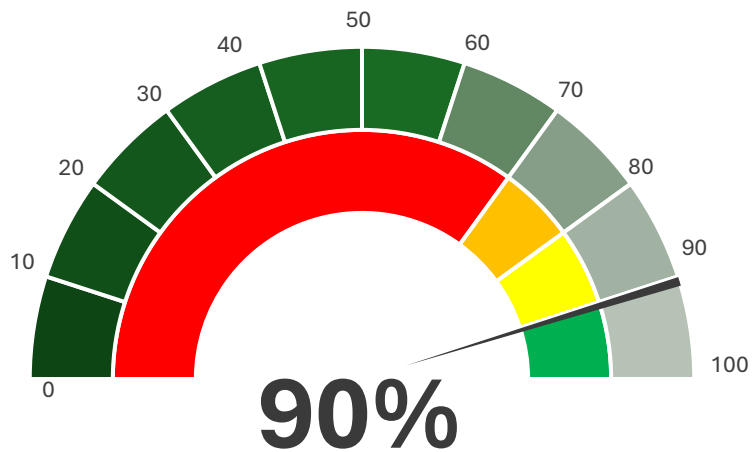
Peak Times for the Month	
11:00 am	<b>598 = 21% of Trips</b>
12:00 pm	<b>776 = 28% of Trips</b>
1:00 pm	<b>402 = 14% of Trips</b>

Day of the Week	Trips
Monday	<b>338</b>
Tuesday	<b>1382</b>
Wednesday	<b>416</b>
Thursday	<b>324</b>
Friday	<b>337</b>





# On-Time Performance

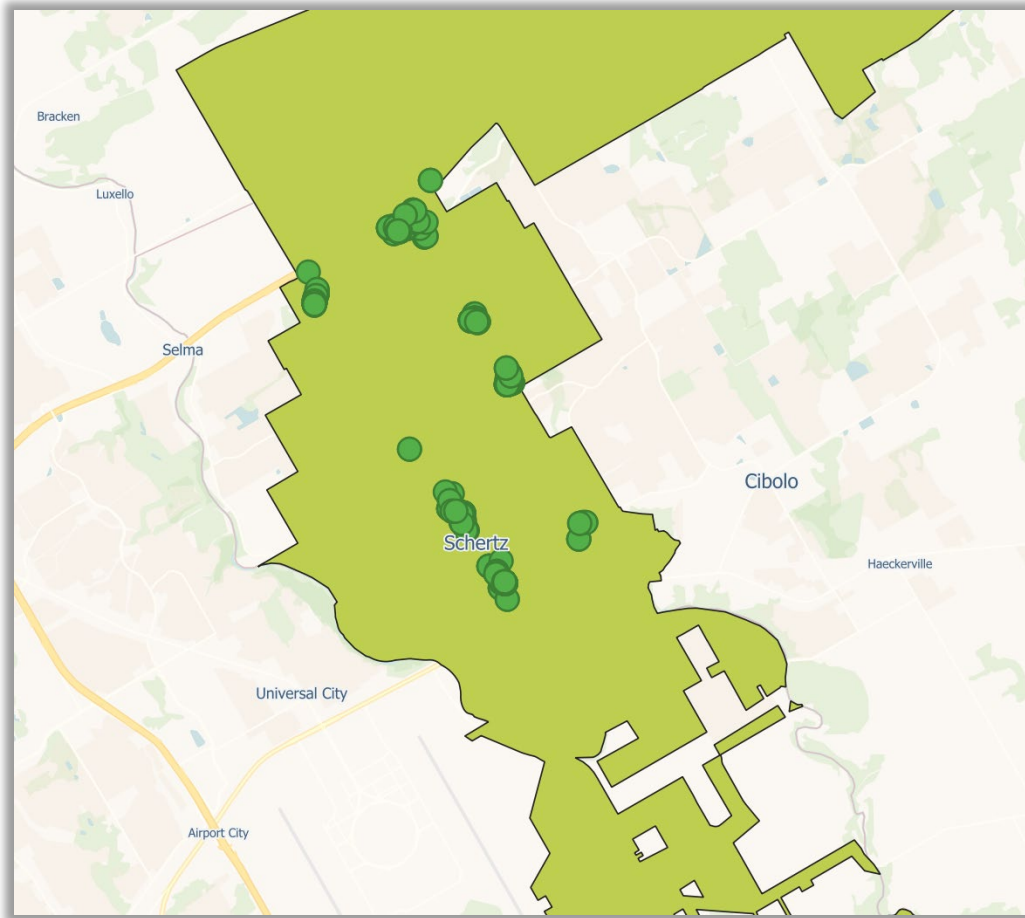


Schertz, Texas - FY 23-24





# El-Sereno Operates on Tuesdays



**El Sereno Trips**  
Oct 2023 to Sep 2024

**533**

El Sereno represents 19% of trips for Schertz





# Demographics – Trip Purpose (Not all trips had a type assigned)

<b>Medical</b>	<b>951</b>
<b>Other</b>	<b>111</b>
<b>School</b>	<b>34</b>
<b>Shopping</b>	<b>10</b>
<b>Work</b>	<b>128</b>
<b>Nutrition</b>	<b>374</b>






# Demographics – Age (Not all trips had an age assigned)



**30**

Youth – 0 to 18



**180**

Adult – 18 to 60



**1215**

Senior – 60 to 100

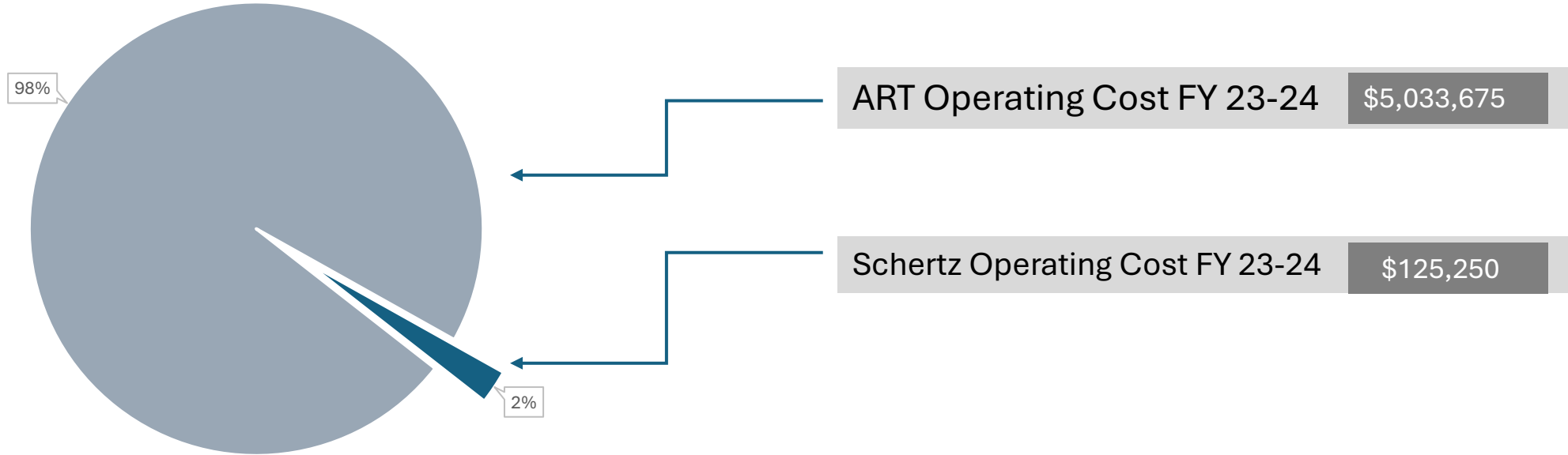


Schertz, Texas – FY 23-24





# Operating Cost



Operating Cost @ \$44.78 per trip for Schertz	Schertz	VIA	AACOG
\$125,250	\$42,666	\$42,666	\$39,917



# Schertz - Summary



## Services Completed for Schertz

- 2,797 trips
- 25,770 Rev Miles
- 1,318 Rev Hours

### FY 23-24 (Oct 23 to Sep 24)

Operating Cost	Schertz	VIA	AACOG/ART
\$125,250	\$42,666	\$42,666	\$39,918

GAP Funding Provided by AACOG/ART is \$39,918

- GAP funding is provided by AACOG/ART service contracts



# Any Questions

Thank You For Your Time



Sean Scott

FY23-24

OCT 2023 TO SEP 2024