MEETING AGENDA
City Council
REGULAR SESSION CITY COUNCIL
September 15, 2026

HAL BALDWIN MUNICIPAL COMPLEX COUNCIL CHAMBERS
1400 SCHERTZ PARKWAY BUILDING #4
SCHERTZ, TEXAS 78154

CITY OF SCHERTZ CORE VALUES
Do the right thing
Do the best you can
Treat others the way you want to be treated
Work cooperatively as a team

AGENDA
TUESDAY, SEPTEMBER 15, 2026 at 6:00 p.m.

Call to Order

Opening Prayer and Pledges of Allegiance to the Flags of the United States and State of Texas. (Councilmember Dietz)

Proclamations

HR Professional Day-September 26, 2026

National Manufacturing Day-October 2, 2026

Fire Prevention Week-October 4-10, 2026

National Community Planning Month-October 2026

Code Enforcement and Sanitarian Appreciation Month-October 2026

City Events and Announcements

- Announcements of upcoming City Events (B.James/S.Gonzalez)
- Announcements and recognitions by the City Manager (S.Williams)
- Announcements and recognitions by the Mayor (R.Rodriguez**)**

Hearing of Residents

*This time is set aside for any person who wishes to address the City Council. Each person should fill out the speaker's register prior to the meeting. Presentations should be limited to no more than **3** minutes.*

All remarks shall be addressed to the Council as a body, and not to any individual member thereof.

All handouts and/or USB devices must be submitted to the City Secretary no later than noon on the Monday preceding the meeting. Handouts will be provided to each Councilmember prior to the start of the meeting by the City Secretary. All USB devices will be vetted by City IT staff to ensure City property is protected from malware.

Discussion by the Council of any item not on the agenda shall be limited to statements of specific factual information given in response to any inquiry, a recitation of existing policy in response to an inquiry, and/or a proposal to place the item on a future agenda. The presiding officer, during the Hearing of Residents portion of the agenda, will call on those persons who have signed up to speak in the order they have registered.

Consent Agenda Items

The Consent Agenda is considered self-explanatory and will be enacted by the Council with one motion. There will be no separate discussion of these items unless they are removed from the Consent Agenda upon the request of the Mayor or a Councilmember.

1. **Minutes-**Approval of the minutes from the August 11, 2026, Budget Retreat Meeting, minutes from the August 18, 2026, Regular Council Meeting and minutes from the August 25, 2026, Budget Workshop Meeting (City Secretary Sheila Edmondson)

2. **City of Schertz Boards, Commissions and Committees** (Deputy City Secretary Sheree Courney)
   - **Appointments**
     - Parks and Recreation Advisory Board for the term ending September 30, 2028: Michelle Frey
     - Parks and Recreation Advisory Board for the unexpired term ending September 30, 2027: Brian Keener
     - Transportation Safety Advisory Commission: Alternate 2 position for the unexpired term ending March 31, 2028: Scott Newquist
   - **Reappointments**
     - Economic Development Corporation for the term ending September 30, 2028: Ray Chavez, Sharon Denson, and Bill Dixon

- Parks and Recreation Advisory Board for the term ending September 30, 2028: Bill Bosch and Tim Dusek

- **Resignations, Removals, and Expiring Terms**
  - Parks and Recreation Advisory Board: Elizabeth Wiley resignation effective August 31, 2026.

3. **Resolution 26-R-106** - Authorizes the Addition of Reserve Officer Jonathan Bagby (Asst. Police Chief Phillip E. Waller)

4. **Resolution 26-R-096** - Authorizing Amendment 1 to the EMS Interlocal agreement with Guadalupe County for the provision of Emergency Medical Services (EMS Chief Jason Mabbitt)

5. **Resolution 26-R-102** - Authorizing Amendment 1 to the EMS Interlocal agreements with multiple governmental entities for the provision of Emergency Medical Services (EMS Chief Jason Mabbitt)

6. **Resolution 26-R-097** - Auhorizing an Interlocal Agreement with the City of San Marcos and for a mutual aid agreement for the provision of Emergency Medical Services (EMS Chief Jason Mabbitt)

7. **Resolution No. 26-R-104** - Authorizing a task order agreement with AACOG for Emergency Medical Services on Joint Base San Antonio - Randolph (EMS Chief Jason Mabbitt)

8. **Resolution 26-R-085** - Approving a Utility Service Extension Request for Water Utilities to the Project Known as the Old Wiederstein Commercial Subdivision (City Engineer Kathryn Woodlee)

9. **Resolution 26-R-092** - Authorizing bad debt revenue adjustments (Finance Director James Walters)

Discussion and Action Items

10. **Resolution 26-R-100** - Acceptance of FY27 MVCPA Grant Award (Asst. Police Chief Phillip E. Waller)

11. **Official Ballot for Texas Municipal League Intergovernmental Risk Pool Board of Trustees Election** (City Secretary Sheila Edmondson)

12. **Ordinance 26-T-031** - Authorizing an amendment to the Fiscal Year 2025-2026 Budget (James Walters, Finance Director)

Public Hearings

13. **Ordinance 26-T-026** - Conduct a Public Hearing and Adopt an operating and capital budget for the FY 2026-27 Annual Budget (Finance Director James Walters)

Discussion and Action Items

14. **Resolution 26-R-099 -** Ratifying the property tax increase reflected in the Adopted Budget for FY 2026-27 (Finance Director James Walters)

Public Hearings

15. **Ordinance 26-T-027** - Conduct a Public Hearing and approve an Ordinance approving the appraisal roll; setting the tax rate; levying and assessing general and special ad valorem taxes for the use and support of the municipal government of the City of Schertz, Texas (Finance Director James Walters)

16. **Ordinance 26-A-021** - Conduct a public hearing and consider a request for the voluntary annexation of approximately 10.7 acres of land, located approximately 900 feet north-west of the intersection of FM 482 and Schwab Road, more specifically known as Comal County Property Identification Number 56613, Comal County, Texas (Senior Planner Daisy Marquez)

17. **Ordinance 26-A-022** - Conduct a public hearing and consider a request for the voluntary annexation of approximately 0.19 acres of land known as 12235 Aztec Way, more specifically known as a portion of Bexar County Property Identification Number 308309, Bexar County, Texas (Senior Planner Daisy Marquez)

18. **Ordinance 26-S-023** - Conduct a public hearing and consider a request to rezone approximately 10.7 acres of land to Public Use District (PUB) located approximately 900 feet north-west of the intersection of FM 482 and Schwab Road, more specifically known as Comal County Property Indentification Number 56613, Comal County, Texas (Senior Planner Daisy Marquez).

19. **Ordinance 26-S-024** - Conduct a public hearing and consider a request to zone approximately 0.19 acres of land to Public Use District (PUB) known as 12235 Aztec Way, more specifically known as a portion of Bexar County Property Identification Number 308309, Bexar County, Texas (Senior Planner Daisy Marquez)

20. **Ordinance 26-S-030 -** Conduct a public hearing and consider a zone change request from General Business District (GB) to General Business District -II (GB-2) on approximately 5 acres of land, generally located approximately 1,555 feet east of the intersection of FM 2252 and IH 35 N Access Road, more specifically known as a portion of Comal County Property Identification Number 73267, City of Schertz, Comal County, Texas (Senior Planner Daisy Marquez)

Workshop

21. **Workshop providing an Update on Unpaved Surfaces** (Senior Planner Daisy Marquez).

22. **Workshop of the Quarterly Financials** - 3rd Quarter 2025-26 (Finance Director James Walters)

23. **Workshop on Future Water Demand and Supply** (Deputy City Manager Brian James)

Closed Session

24. The City Council will meet in closed session pursuant to Texas Government Code Section 551.087, deliberation regarding economic development negotiations, to deliberate the offer of a financial or other incentive to a business prospect:

1. Las P Schertz Operations
2. Project Holly

Reconvene into Regular Session

25. Following deliberation in closed session, the City Council may take action on the following items discussed in closed session:

a. Discussion and possible action on a Resolution authorizing a financial or other incentive to Las P Schertz Operations

b. Discussion and possible action on a Resolution authorizing a financial or other incentive to Project Holly

Information available in City Council Packets - NO DISCUSSION TO OCCUR

26. **September 2026 Projects in Progress** (City Engineer Kathryn Woodlee)

27. **Check Report** - July 2026 (Finance Director James Walters)

Requests and Announcements

- Requests by Mayor and Councilmembers for updates or information from Staff
- Requests by Mayor and Councilmembers that items or presentations be placed on a future City Council agenda
- City and Community Events attended and to be attended (Council)

Adjournment

CERTIFICATION

I, SHEILA EDMONDSON, CITY SECRETARY OF THE CITY OF SCHERTZ, TEXAS, DO HEREBY CERTIFY THAT THE ABOVE AGENDA WAS PREPARED AND POSTED ON THE OFFICIAL BULLETIN BOARDS ON THIS THE 9TH DAY OF SEPTEMBER AT 4:15 P.M., WHICH IS A PLACE READILY ACCESSIBLE TO THE PUBLIC AT ALL TIMES AND THAT SAID NOTICE WAS POSTED IN ACCORDANCE WITH CHAPTER 551, TEXAS GOVERNMENT CODE.

SHEILA EDMONDSON

I CERTIFY THAT THE ATTACHED NOTICE AND AGENDA OF ITEMS TO BE CONSIDERED BY THE CITY COUNCIL WAS REMOVED BY ME FROM THE OFFICIAL BULLETIN BOARD ON _____DAY OF _____, 2026.
TITLE: _____

This facility is accessible in accordance with the Americans with Disabilities Act. Handicapped parking spaces are available. If you require special assistance or have a request for sign interpretative services or other services, please call 210-619-1030.

The City Council for the City of Schertz reserves the right to adjourn into closed session at any time during the course of this meeting to discuss any of the matters listed above, as authorized by the Texas Open Meetings Act.

Closed Sessions Authorized: This agenda has been reviewed and approved by the City's legal counsel and the presence of any subject in any Closed Session portion of the agenda constitutes a written interpretation of Texas Government Code Chapter 551 by legal counsel for the governmental body and constitutes an opinion by the attorney that the items discussed therein may be legally discussed in the closed portion of the meeting considering available opinions of a court of record and opinions of the Texas Attorney General known to the attorney. This provision has been added to this agenda with the intent to meet all elements necessary to satisfy Texas Government Code Chapter 551.144(c) and the meeting is conducted by all participants in reliance on this opinion.

COUNCIL COMMITTEE AND LIAISON ASSIGNMENTS

Mayor Rodriguez Member Audit Committee Investment Advisory Committee Main Street Committee TIRZ II Board Schertz-Seguin Local Government Corporation (SSLGC) Ex-Officio	**Councilmember Davis– Place 1** Member Interview Committee - Chair Main Street Committee - Chair TIRZ II Board Liaison Parks & Recreation Advisory Board Schertz Housing Authority Board

Liaison Board of Adjustments Senior Center Advisory Board-Alternate	Transportation Safety Advisory Board
Councilmember Watson – Place 2 Member Audit Committee Liaison Capital Improvement Advisory Committee Library Advisory Board Senior Center Advisory Board Cibolo Valley Local Government Corporation (CVLGC)-Ex-Officio	**Councilmember Macaluso – Place 3** Member Interview Committee Hal Baldwin Scholarship Committee TIRZ II Board
Councilmember Guerrero – Place 4 Member Hal Baldwin Scholarship Committee Investment Advisory Committee Liaison Schertz Historical Preservation Committee	**Councilmember Westbrook – Place 5** Member Schertz-Seguin Local Government Corporation (SSLGC) Liaison Planning and Zoning Commission Schertz Historical Preservation Committee - Alternate
Councilmember Dietz – Place 6 Member Animal Services Advisory Committee Audit Committee Interview Committee-Chair Investment Advisory Committee Main Street Committee Liaison Building and Standards Commission Senior Center Advisory Board	**Councilmember Sheridan – Place 7** Member Main Street Committee Liaison Economic Development Corporation

Agenda No.

CITY COUNCIL MEMORANDUM

City Council Meeting:	**September 15, 2026**
Department:	**City Secretary**
Subject:	**HR Professional Day-September 26, 2026**

Attachments

HR Professionals Day-September 26, 2026

City of Schertz

Proclamation

NATIONAL H.R. PROFESSIONAL DAY
September 26, 2026

For 2026, the theme is "Empowering People, Elevating Performance," which highlights the vital connection between caring for people and achieving great results.

Whereas, Human Resource Professional Day is celebrated every September 26th and is designed to pay tribute to those working in Human Resources Departments everywhere; and

Whereas, Governor-General Sir Patrick Allen first referenced Human Resource Professional Day (H.R. Professional Day) back in October of 2013. He created this day to recognize and celebrate human resource professionals who play an integral role in ensuring the success of organizations by nurturing and developing human capital; and

Whereas, in the City of Schertz, the Human Resources Department consists of a Director of HR and Purchasing, a Human Resources Manager, a Senior HR Generalist, an HR Generalist and a Human Resources Assistant who has a combined total of over 67 years of experience in the field of Human Resources; and

Whereas, in local government, human resources professionals contribute significantly to the effective delivery of public services by supporting a skilled, dedicated, and engaged workforce committed to serving the community; and

Whereas, City of Schertz's Human Resources Professionals help strengthen our organization through employee development, recruitment and retention, workplace safety, benefits administration, policy development, employee relations, and compliance with applicable laws and regulations for the 475+ employees who work for the city; and

Whereas, National HR Professional Day provides an opportunity to recognize and celebrate the knowledge, dedication, and important contributions of human resources professionals and to express appreciation for the essential role they play in the success of their organizations and communities.

NOW, THEREFORE be it resolved that I, Ralph Rodriguez, Mayor of the City of Schertz, recognize

Human Resources Professional Day-September 26th, 2026

in the City of Schertz, and I urge all citizens to thank and appreciate the beneficial services the City of Schertz Human Resources Professionals provide to the employees and community.

IN WITNESS WHEREOF, I have hereunto set my hand and caused the Seal of the City of Schertz to be affixed on this the 15th day of September 2026.

_____

Ralph Rodriguez, Mayor

Agenda No.

CITY COUNCIL MEMORANDUM

City Council Meeting:	**September 15, 2026**
Department:	**City Secretary**
Subject:	**National Manufacturing Day-October 2, 2026**

Attachments

National Manufacturing Month-October 2026

City of Schertz

Proclamation

NATIONAL MANUFACTURING MONTH
October 2026

WHEREAS, Manufacturing month is a celebration of modern manufacturing that aims to inspire the next generation of manufacturers and increase awareness of the importance of this industry; and

WHEREAS, the City of Schertz is proud to support a diverse range of over 40 manufacturing businesses that create high-quality jobs, invest in local infrastructure, and contribute significantly to the economic well-being of our community; the manufacturing industry is a vital part of our local, state, and national economy, driving innovation, productivity, and economic prosperity; and

WHEREAS, October 2026 Manufacturing Month provides a dedicated time to recognize the contributions of local manufacturers, showcase career pathways in modern manufacturing, and highlight the importance of workforce development and training initiatives; and

WHEREAS, the Schertz Economic Development Corporation is committed to fostering a business-friendly environment, supporting industrial growth, and promoting partnerships that strengthen the talent pipeline for our region's manufacturing sector; and

WHEREAS, we recognize the continued resilience, innovation, and impact of manufacturers in Schertz, particularly as they adapt to evolving technologies and global challenges.

NOW, THEREFORE, I, Ralph Rodriguez, Mayor of the City of Schertz,
along with the Schertz Economic Development Corporation hereby proclaims

October 2026 as Manufacturing Month

in Schertz to show appreciation and recognition to our local manufacturers
and commend their positive contributions to our community,
and the opportunities they create for the City of Schertz.
Let us honor and support the people and companies that build our products,
our economy, and our future.

IN WHITNESS THEREOF, I have hereunto set my hand and caused the Seal of the City of Schertz to be affixed this 15th day of September 2026.

_____

Ralph Rodriguez, Mayor

Agenda No.

CITY COUNCIL MEMORANDUM

City Council Meeting:	**September 15, 2026**
Department:	**City Secretary**
Subject:	**Fire Prevention Week-October 4-10, 2026**

Attachments

Fire Prevention Week 2026

City of Schertz

Proclamation

Fire Prevention Week 2026 Proclamation

October 4-10, 2026

WHEREAS, (Insert name of state, city or county) is committed to ensuring the safety and security of all those living in and visiting (Insert name of state, city or county); and

WHEREAS, fire remains a serious public safety concern both locally and nationally, and the presence of lithium-ion batteries in many household devices introduces fire risks; and

WHEREAS, most of the rechargeable electronics used in homes daily, including smartphones, tablets, laptops, power tools, e-bikes, e-scooters, and toys, are powered by lithium-ion batteries, which if misused, damaged, or improperly charged, can overheat, start a fire, or explode; and

WHEREAS, the National Fire Protection Association® (NFPA®) reports an increase in battery-related fires, underscoring the need for public education on the safe use of lithium-ion batteries and devices; and

WHEREAS, the way lithium-ion battery devices are charged can make a difference in helping prevent home fires; and

WHEREAS, safe charging includes using the cord and charger that came with your device or one approved by the manufacturer, charging on a hard, flat surface, watching for warning signs like devices that are very hot or start to swell, unplugging when fully charged, and charging larger devices like e-bikes outside and away from exits; and

WHEREAS, residents are encouraged to understand that safe charging means making smart choices every time they plug in; and

WHEREAS, (Insert name of state, city or county) first responders remain dedicated to reducing the occurrence of fires through prevention, safety education, and community outreach; and

WHEREAS, the 2026 Fire Prevention Week™ theme, "Charge into Fire Safety™: Safe Charging Is a Superpower," serves to remind all residents that safe charging can help reduce the risk of fires in homes and communities;

NOW, THEREFORE, I, Ralph Rodriguez, Mayor of the City of Schertz,
do hereby proclaim
October 4–10, 2026, as Fire Prevention Week
throughout the City of Schertz, and urge all residents to learn about and practice safe charging habits.

IN WITNESS WHEREOF, I have hereunto set my hand and caused the Seal of the City of Schertz to be affixed on this15th day of September 2026.

_____
Ralph Rodriguez, Mayor

Agenda No.

CITY COUNCIL MEMORANDUM

City Council Meeting:	**September 15, 2026**
Department:	**City Secretary**
Subject:	**National Community Planning Month-October 2026**

Attachments

Community Planning Month 2026

City of Schertz

Proclamation

COMMUNITY PLANNING MONTH-OCTOBER 2026

WHEREAS, change is constant and affects all cities, towns, suburbs, counties, boroughs, townships, rural areas, and other places; and

WHEREAS, planners can help navigate this change with data-driven insights and expertise that provide better choices for how people work and live; and

WHEREAS, community planning provides an opportunity for all residents to be meaningfully involved in making choices that determine the future of their community; and

WHEREAS, the full benefits of planning require public elected and appointed officials who understand, support, and demand excellence in planning and plan implementation; and

WHEREAS, the month of October is designated as National Community Planning Month throughout the United States of America and its territories, and

WHEREAS, the American Planning Association endorses National Community Planning Month as an opportunity to highlight how planning is essential to every community, and how planners are uniquely positioned to identify solutions to communities' most difficult housing, transportation, and land use questions, and

WHEREAS, the celebration of National Community Planning Month gives us the opportunity to publicly recognize the participation and dedication of appointed planning commission members who have contributed their time and expertise to the improvement of the City of Schertz, Texas: and

WHEREAS, we recognize the many valuable contributions made by the professional community and regional planners of the City of Schertz, Texas and extend our heartfelt thanks for the continued commitment to public service by these professionals.

NOW, THEREFORE, **BE IT RESOLVED THAT** I, Ralph Rodriguez, Mayor of the City of Schertz designate the month of **October 2026 Community Planning Month** in the City of Schertz in conjunction with the celebration of National Community Planning Month.

IN WITNESS WHEREOF, I have hereunto set my hand and caused the Seal of the City of Schertz to be affixed on this the 15th day of September 2026.

_____

Ralph Rodriguez, Mayor

Agenda No.

CITY COUNCIL MEMORANDUM

City Council Meeting:	**September 15, 2026**
Department:	**City Secretary**
Subject:	**Code Enforcement and Sanitarian Appreciation Month-October 2026**

Attachments

Code Enforcement and Sanitarian Appreciation Month 2026

City of Schertz

Proclamation

CODE ENFORCEMENT OFFICERS AND SANITARIANS APPRECIATION MONTH-OCTOBER 2026

WHEREAS, Code Enforcement Officers and Sanitarians provide for safety and welfare of the citizens throughout the community through the enforcement of local codes and ordinances on a variety of issues including building, zoning, housing, environmental health and life safety; and

WHEREAS, Code Enforcement Officers and Sanitarians often have a challenging and demanding role and often do not receive recognition for the job that they do in improving living and working conditions for residents and businesses of local communities; and

WHEREAS, Code Enforcement Officers and Sanitarians are dedicated, and highly qualified professionals who share the goals of preventing neighborhood deterioration and to enhance and ensure safety in the community through knowledge and application of housing, zoning, building, nuisance codes and ordinances, as well as public and environmental health laws, codes, ordinances and standards; and

WHEREAS, Code Enforcement Officers and Sanitarians are called upon to provide quality customer service and excellence to the residents and businesses of the communities in which they serve; and

WHEREAS, we recognize the many valuable contributions made by the Code Enforcement Officers and Sanitarians of the City of Schertz, Texas and extend our heartfelt thanks for the continued commitment to public service by these professionals.

NOW, THEREFORE, **BE IT RESOLVED THAT** I, Ralph Rodriguez, Mayor of the City of Schertz designate the month of **October 2026 CODE ENFORCEMENT OFFICERS AND SANITARIANS APPRECIATION MONTH** in the City of Schertz.

IN WITNESS WHEREOF, I have hereunto set my hand and caused the Seal of the City of Schertz to be affixed on this the 15th day of September 2026.

_____

Ralph Rodriguez, Mayor

Agenda No. 1.

CITY COUNCIL MEMORANDUM

City Council Meeting:	**September 15, 2026**
Department:	**City Secretary**
Subject:	**Minutes-Approval of the minutes from the August 11, 2026, Budget Retreat Meeting, minutes from the August 18, 2026, Regular Council Meeting and minutes from the August 25, 2026, Budget Workshop Meeting (City Secretary Sheila Edmondson)**

Attachments

Draft Minutes from August 18, 2026 Council Meeting

Draft Minutes from the August 11, 2026 Budget Retreat

Draft Minutes from the August 25, 2026 Budget Retreat

D R A F T

MINUTES
REGULAR MEETING
August 18, 2026

A Regular Meeting was held by the Schertz City Council of the City of Schertz, Texas, on August 18, 2026, at 6:00 p.m. in the Hal Baldwin Municipal Complex Council Chambers, 1400 Schertz Parkway, Building #4, Schertz, Texas. The following members present to-wit:

Present:	Mayor Ralph Rodriguez; Councilmember Mark Davis; Mayor Pro Tem Michelle Watson; Councilmember Paul Macaluso; Councilmember Ben Guerrero; Councilmember Robert Westbrook; Councilmember Sarah Dietz; Councilmember Robert Sheridan
Staff present:	Steve Williams, City Manager; Brian James, Deputy City Manager; Daniel Santee, City Attorney; Sarah Gonzalez , Assistant City Manager; Sheree Courney, Deputy City Secretary

Call to Order

Mayor Rodriguez called the meeting to order at 6:00 p.m.

Opening Prayer and Pledges of Allegiance to the Flags of the United States and State of Texas. (Councilmember Westbrook)

Councilmember Robert Westbrook provided the opening prayer and led the Pledges of Allegiance to the Flags of the United States and the State of Texas.

City Events and Announcements

- Announcements of upcoming City Events (B.James/S.Gonzalez)

  Deputy City Manager Brian James provided the announcement of upcoming city events.

- Announcements and recognitions by the City Manager (S.Williams)

  City Manager Steve Williams announced the 3CMA nomination for the 2026 Savvy Awards, received by the Public Affairs team as finalists in two categories, including Let's Talk Trash Campaign for Communications and/or Marketing Plans and Now You Know Schertz for Interview/Talk Show/News Programming. He also gave kudos to Assistant City Engineer John Nowak and Public Affairs for the ribbon-cutting celebration for the Old Schertz project and informed the community that on August 25, there will be a budget meeting at 5:30 p.m. in the Council Chambers.

City Manager Williams announced employee promotions as follows:

1. Astrid Jaime from Public Safety Communications Officer to Public Safety Communications Supervisor
2. Brandon Caise, Mark McElroy and Jaclynn Zalaya from Police Cadets to Police Officers
3. Maranda Chavez from Utility Billing Specialist to Code Enforcement Officer

- Announcements and recognitions by the Mayor (R.Rodriguez)

Mayor Ralph Rodriguez provided no announcements or recognitions.

Hearing of Residents

This time is set aside for any person who wishes to address the City Council. Each person should fill out the speaker's register prior to the meeting. Presentations should be limited to no more than ***3*** *minutes.*

All remarks shall be addressed to the Council as a body, and not to any individual member thereof. Any person making personal, impertinent, or slanderous remarks while addressing the Council may be requested to leave the meeting.

All handouts and/or USB devices must be submitted to the City Secretary no later than noon on the Monday preceding the meeting. Handouts will be provided to each Councilmember prior to the start of the meeting by the City Secretary. All USB devices will be vetted by City IT staff to ensure City property is protected from malware.

Mayor Rodriguez recognized the following residents:

Mekelle Epperson, 10308 Ivy Jade, Schertz, addressed safety concerns the community has with the upcoming Q-Mart C Store & Truck Store, road conditions in the area, and asked what measurements are being implemented to protect the residents in the area and the value of their homes.

Maggie Titterington, 1730 Schertz Parkway, provided information on upcoming Chamber events. She announced that the Chamber will host a Meet the Candidates on October 7th at the Civic Center. She also addressed concerns businesses have with the recently approved rail grant, specifically referring to the FM 3009 flyover, for which the Chamber would help them to get answers from TxDOT to ensure a smooth transition.

Dana Eldridge, 2628 Gallant Fox, recognized City Manager Steve Williams and staff for the Budget Meeting and the information that was presented. He is also grateful to see that a study will be done on Wiederstein Road.

Consent Agenda Items

The Consent Agenda is considered self-explanatory and will be enacted by the Council with one motion. There will be no separate discussion of these items unless they are removed from the Consent Agenda upon the request of the Mayor or a Councilmember.

1. **Minutes-**Approval of the minutes from the August 04, 2026 Regular Council Meeting (City Secretary Sheila Edmondson)

2. **City Council Boards, Committees, and Commissions** (Deputy City Secretary Sheree Courney)

    - **Resignations, Removals, and Expiring Terms**
        - Historical Preservation Committee: Maria "Angie" Fain resignation effective August 10, 2026.

3. **Resolution 26-R-087** – Authorizing a task order amendment with Freeland Turk Engineering Group, LLC for additional design and construction phase engineering services for the Bell North Drive Sewer Extension Project (Senior Engineer Eric Schulze)

4. **Resolution 26-R-090** - Approving the SSLGC Fiscal Year 2026-2027 Annual Budget and other matters in connection therewith. (Director of Public Works Larry Busch)

5. **Resolution 26-R-091** - Approving the SSLGC Fiscal Year 2026-2027 Water Rates and other matters in connection therewith. (Director of Public Works Larry Busch)

6. **Resolution 26-R-095 -** Authorizing an Interlocal Agreement with the City of Selma For Wiederstein Road Improvements (Assistant City Engineer John Nowak)

Mayor Rodriguez asked if any items needed to be removed for separate action.

Councilmember Robert Sheridan asked for Agenda Item #4—Resolution 26-R-090, and Agenda Item #5—Resolution 26-R-091 be pulled from the Consent Agenda and discussed separately.

Mayor Rodriguez asked for a motion to approve Consent Agenda Items # 1,2, 3, and 6.

> Moved by Councilmember Robert Westbrook; seconded by Mayor Pro Tem Michelle Watson.

AYE: Councilmember Mark Davis, Mayor Pro Tem Michelle Watson, Councilmember Paul Macaluso, Councilmember Ben Guerrero, Councilmember Robert Westbrook, Councilmember Sarah Dietz, Councilmember Robert Sheridan

Passed

Mayor Rodriguez recognized Councilmember Robert Sheridan to address the removal of Agenda Item #4—Resolution 26-R-090 from Consent.

Councilmember Sheridan requested additional information regarding the SSLGC projects driving the cost increase. Director of Public Works Larry Busch, along with SSLGC Assistant General Manager Phillip DeFrancesco and Deputy City Manager Brian James, explained the cost increase reflected in the budget.

Mayor Rodriguez asked for a motion to approve Resolution 26-R-090.

Moved by Councilmember Mark Davis; seconded by Mayor Pro Tem Michelle Watson.

AYE: Councilmember Mark Davis, Mayor Pro Tem Michelle Watson, Councilmember Paul Macaluso, Councilmember Ben Guerrero, Councilmember Robert Westbrook, Councilmember Sarah Dietz, Councilmember Robert Sheridan

Passed

Mayor Rodriguez recognized Councilmember Robert Sheridan to address the removal of Agenda Item #5—Resolution 26-R-091 from Consent.

Councilmember Sheridan requested this Agenda Item removed as it was related to Resolution 26-R-90. Director of Public Works Larry Busch explained the 1.78 cost increase this year included the information previously mentioned both during the Resolution 26-R-090 discussion and the Proposed Budget.

Mayor Rodriguez asked for a motion to approve Resolution 26-R-091.

Moved by Councilmember Robert Westbrook, seconded by Councilmember Robert Sheridan

AYE: Councilmember Mark Davis, Mayor Pro Tem Michelle Watson, Councilmember Paul Macaluso, Councilmember Ben Guerrero, Councilmember Robert Westbrook, Councilmember Sarah Dietz, Councilmember Robert Sheridan

Passed

Discussion and Action Items

7. **Resolution 26-R-076** - Establishing a legislative platform and priorities for the 90th legislative session in Texas (Director of Public Affairs Krystal Haynes)

   Mayor Rodriguez recognized Director of Public Affairs Krystal Haynes, who brought forward Resolution 26-R-076. Ms. Haynes presented the City of Schertz's 2027 legislative agenda for the upcoming 90th Texas Legislative Session.

   Mayor Rodriguez opened the floor to Council for discussion.

   Council and staff discussed the top priorities of the legislation, identifying the City's priorities.

   Mayor Rodriguez asked for a motion to approve Resolution 26-R-076.

   Moved by Councilmember Sarah Dietz, seconded by Mayor Pro Tem Michelle Watson

   AYE: Councilmember Mark Davis, Mayor Pro Tem Michelle Watson, Councilmember Paul Macaluso, Councilmember Ben Guerrero, Councilmember Robert Westbrook, Councilmember Sarah Dietz, Councilmember Robert Sheridan

   Passed

8. **Ordinance 26-M-025** - Amend the City of Schertz Code of Ordinances and certain other ordinances by amending and establishing fees for certain licenses, permits, and other services (Finance Director James Walters)

   Mayor Rodriguez recognized Finance Director James Walters, who brought forward Ordinance 26-M-025. Mr. James presented proposed updates to the City's fee schedule.

   Mayor Rodriguez opened the floor to Council for discussion.
   No discussion occurred.
   Mayor Rodriguez asked for a motion to approve Ordinance 26-M-025.

   Moved by Councilmember Mark Davis, seconded by Mayor Pro Tem Michelle Watson

   AYE: Councilmember Mark Davis, Mayor Pro Tem Michelle Watson, Councilmember Paul Macaluso, Councilmember Ben Guerrero, Councilmember Robert Westbrook, Councilmember Sarah Dietz, Councilmember Robert Sheridan

   Passed

9. **Resolution 26-R-098** - Resolution accepting the state defined tax rates and setting the preliminary 2026 tax rate (Finance Director James Walters)

   Mayor Rodriguez recognized Finance Director James Walters, who brought forward Resolution 26-R-098. He reviewed FY 2026–27 budget development process, budget

priorities, fund balance strategy, and proposed tax rates. City Manager Steve Williams noted that the next budget special meeting was scheduled for the following Tuesday at 5:30 p.m.

Mayor Rodriguez opened the floor to Council for discussion.

Council clarified that the no-new-revenue tax rate applies to existing properties and does not account for revenue generated from new development and the adoption of the preliminary rate would not prevent Council from ultimately adopting a lower rate.

Mayor Rodriguez asked for a motion to approve Resolution 26-R-098.

Moved by Councilmember Paul Macaluso, seconded by Mayor Pro Tem Michelle Watson

AYE: Councilmember Mark Davis, Mayor Pro Tem Michelle Watson, Councilmember Paul Macaluso, Councilmember Ben Guerrero, Councilmember Robert Westbrook, Councilmember Sarah Dietz

NAY: Councilmember Robert Sheridan

Passed

10. **Accepting the City of Schertz Comprehensive Economic Development Strategic Plan** (Interim Director of Economic Development Amy Madison)

Mayor Rodriguez recognized Interim Director of Economic Development Amy Madison, who, along with TIP Strategies Founder & CEO Tom Stellman, presented the Strategic Plan, its details and goals.

Mayor Rodriguez opened the floor to Council for discussion.

Council discussed the potential impacts of the Strategic Plan.

Mayor Rodriguez asked for a motion to accept the City of Schertz Comprehensive Economic Development Strategic Plan.

Moved by Councilmember Robert Westbrook, seconded by Councilmember Robert Sheridan

AYE: Councilmember Mark Davis, Mayor Pro Tem Michelle Watson, Councilmember Paul Macaluso, Councilmember Ben Guerrero, Councilmember Robert Westbrook, Councilmember Sarah Dietz, Councilmember Robert Sheridan

Passed

11. **Council Liaison Assignment for Capital Improvement Advisory Committee** (Deputy City Secretary Sheree Courney)

Mayor Rodriguez recognized Deputy City Secretary Sheree Courney, who brought forward the Council Liaison Assignment, advising that, due to recent statutory changes for CIAC, a City Council liaison was needed.

Mayor Rodriguez opened the floor to Council for discussion.

Council discussed the Capital Improvement Advisory Committee (CIAC) liaison assignment and meeting schedule. Mayor Pro Tem Michelle Watson volunteered to serve as the primary liaison.

Mayor Rodriguez asked for a motion to approve the appointment of Mayor Pro Tem Michelle Watson to the liaison assignment for the Capital Improvement Advisory Committee.

Moved by Councilmember Robert Westbrook, seconded by Councilmember Ben Guerrero

AYE: Councilmember Mark Davis, Mayor Pro Tem Michelle Watson, Councilmember Paul Macaluso, Councilmember Ben Guerrero, Councilmember Robert Westbrook, Councilmember Sarah Dietz, Councilmember Robert Sheridan

Passed

Public Hearings

12. **Resolution 26-R-093 -** Conduct a public hearing and consider a resolution accepting a petition for voluntary annexation of approximately 10.7 acres of land, located approximately 900 feet north-west of the intersection of FM 482 and Schwab Road, more specifically known as Comal County Property Identification Number 56613, Comal County, Texas (Senior Planner Daisy Marquez)

Mayor Rodriguez recognized Senior Planner Daisy Marquez, who introduced Resolution 26-R-093, accepting a petition for voluntary annexation and noting that staff recommends approval of the Resolution.

Mayor Rodriguez opened the Public Hearing at 7:51 p.m.
No residents came forward to speak.
Mayor Rodriguez closed the Public Hearing at 7:51 p.m.

Mayor Rodriguez opened the floor to Council for discussion.

Council discussed zone alternatives for the subject property and staff advised that the recommended Public Use District (PUB) zoning as part of the Parks Master Plan and its designation for Dry Comal Creek Nature Park, which includes a conceptual plan for a natural trail.

Mayor Rodriguez asked for a motion to approve Resolution 26-R-093.

Moved by Councilmember Paul Macaluso, seconded by Councilmember Mark Davis

AYE: Councilmember Mark Davis, Mayor Pro Tem Michelle Watson, Councilmember Paul Macaluso, Councilmember Ben Guerrero, Councilmember Robert Westbrook, Councilmember Sarah Dietz, Councilmember Robert Sheridan

Passed

13. **Resolution 26-R-094** - Conduct a public hearing and consider a resolution accepting a petition for voluntary annexation of approximately 0.19 acres of land, known as 12235 Aztec Way, more specifically known as a portion of Bexar County Property Identification Number 308309, Bexar County, Texas (Senior Planner Daisy Marquez)

Mayor Rodriguez recognized Senior Planner Daisy Marquez, who introduced Resolution 26-R-094, accepting a petition for voluntary annexation and noting that staff recommends approval of the Resolution.

Mayor Rodriguez opened the Public Hearing at 7:54 p.m.
No residents came forward to speak.
Mayor Rodriguez closed the Public Hearing at 7:54 p.m.

Mayor Rodriguez opened the floor to Council for discussion.
No discussion occurred.
Mayor Rodriguez asked for a motion to approve Resolution 26-R-094.

Moved by Councilmember Ben Guerrero, seconded by Councilmember Paul Macaluso

AYE: Councilmember Mark Davis, Mayor Pro Tem Michelle Watson, Councilmember Paul Macaluso, Councilmember Ben Guerrero, Councilmember Robert Westbrook, Councilmember Sarah Dietz, Councilmember Robert Sheridan

Passed

Workshop

14. **Presentation of the 2026 Employee Engagement Survey Results** (Director of Human Resources Jessica Kurz)

Mayor Rodriguez introduced Director of Human Resources Jessica Kurz, who, along with Dr. Noel Landuyt, Director of The University of Texas at Austin's Institute for Organizational Excellence, presented the results of the survey.

Mayor Rodriguez opened the floor to Council for discussion.

Council discussed the administration of the Employee Engagement Survey, and the results.

15. Workshop regarding Current Impact Fees (City Engineer Kathryn Woodlee)

Mayor Rodriguez recognized City Engineer Kathryn Woodlee, who presented an overview of the City's water, wastewater, and roadway impact fees, which are governed by Texas Local Government Code Chapter 395.

Mayor Rodriguez opened the floor to Council for discussion.

Council discussed concerns regarding the competitiveness of the City's impact fees, particularly for commercial development, and requested additional comparisons with surrounding communities, including roadway, water, and wastewater fees.

Mayor Rodriguez recessed to Closed Session at 9:01 p.m.

Closed Session

16. Called in accordance with Section 551.087 of the Texas Government Code, Deliberation Regarding Economic Development Negotiations; Closed Meeting. The governmental body is not required to conduct an open meeting (1) to discuss or deliberate regarding commercial or financial information that the governmental body has received from a business prospect that the governmental body seeks to locate, stay, or expand in or near the territory of the governmental body and with which the governmental body is conducting economic development negotiations; or (2) to deliberate the offer of a financial or other incentive to a business prospect.

- Project Holly

17. The City Council will meet in closed session in accordance with Section 551.072, Texas Government Code deliberation regarding the purchase, exchange, lease, or value of Real Properties for future roadways, roadway extensions, and roadway expansions; city facilities, drainage and detention; and general municipal uses.

Reconvene into Regular Session

Mayor Rodriguez reconvened into Regular Session at 9:58 p.m.

18. Take any action based on discussion held in Closed Session under Agenda Item #16.

No action was taken based on discussion held in Closed Session under Agenda Item #16.

19. Take any action based on discussion held in Closed Session under Agenda Item #17.

No action was taken based on discussion held in Closed Session under Agenda Item #17.

Information available in City Council Packets - NO DISCUSSION TO OCCUR

Requests and Announcements

- Requests by Mayor and Councilmembers for updates or information from Staff

  No requests from the Mayor or Councilmembers for updates or information from Staff.

- Requests by Mayor and Councilmembers that items or presentations be placed on a future City Council agenda

  No requests from the Mayor or Councilmembers to place items or presentations on a future City Council agenda.

- City and Community Events attended and to be attended (Council)

  Councilmember Mark Davis attended the Old Schertz ribbon cutting.

  Mayor Pro Tem Michelle Watson attended the NEP and the Chambers luncheons.

  Councilmember Benjamin Guerrero attended the 2026 Hog Wild and the H7 Sports Training & Wellness Center ribbon cutting.

  Councilmember Robert Westbrook attended the 2026 Hog Wild, the Cibolo Town Hall: Data Center, and the Chamber luncheon.

  Councilmember Sarah Dietz attended the NEP and the Chamber luncheons and the Old Schertz ribbon cutting.

  Councilmember Robert Sheridan attended the NEP and the Chamber luncheons and the Old Schertz ribbon cutting.

  Mayor Ralph Rodriguez attended the Chamber luncheon, the Breakfast with the Mayor with the Metro San Antonio Chamber, and the Child Advocacy fundraiser.

Adjournment

Mayor Rodriguez adjourned the meeting at 10:00 p.m.

_____
Ralph Rodriguez, Mayor

ATTEST:

_____
Sheila Edmondson, TRMC
City Secretary

D R A F T

BUDGET RETREAT MINUTES
CITY COUNCIL MEETING
August 11, 2026

A Budget Retreat Meeting was held by the Schertz City Council of the City of Schertz, Texas, on August 11, 2026, at 5:15 p.m. in the Hal Baldwin Municipal Complex Council Chambers, 1400 Schertz Parkway, Building #4, Schertz, Texas. The following members present to-wit:

Present: Mayor Ralph Rodriguez; Mayor Pro Tem Michelle Watson; Councilmember Mark Davis; Councilmember Paul Macaluso; Councilmember Ben Guerrero; Councilmember Robert Westbrook; Councilmember Sarah Dietz; Councilmember Robert Sheridan

Staff present: Steve Williams, City Manager; Brian James, Deputy City Manager; Sarah Gonzalez , Assistant City Manager; Sheila Edmondson, City Secretary

Welcome (Mayor Ralph Rodriguez/City Manager Steve Williams)

Mayor Rodriguez called the Budget Retreat to order at 5:15 p.m. and extended a welcome to all in-person and online attendees. Mayor Rodriguez introduced City Manager Steve Williams, who thanked everyone for their attendance at tonight's Budget Retreat. Today's presentation will include a review of the FY2026-27 Draft Budget and Capital Improvement Program (CIP).

Hearing of Residents

*This time is set aside for any person who wishes to address the City Council. Each person should fill out the speaker's register prior to the meeting. Presentations should be limited to no more than **3** minutes.*

All remarks shall be addressed to the Council as a body, and not to any individual member thereof.

All handouts and/or USB devices must be submitted to the City Secretary no later than noon on the Monday preceding the meeting. Handouts will be provided to each Councilmember prior to the start of the meeting by the City Secretary. All USB devices will be vetted by City IT staff to ensure City property is protected from malware.

Discussion by the Council of any item not on the agenda shall be limited to statements of specific factual information given in response to any inquiry, a recitation of existing policy in response to an inquiry, and/or a proposal to place the item on a future agenda. The presiding officer, during the Hearing of Residents portion of the agenda, will call on those persons who have signed up to speak in the order they have registered.

1. Billie Langhus-2489 Jane Addams Dr: Ms Langhus addressed the budget issues. A Green Valley Special Utility District budget issue was passed, and it did not go through council for approval. She asked how money could be spent if it did not go through the council. All city funds belong to the citizens and citizens need to know where it is going, why it is going there and who is making this happen. Please let us know.

Budget Prioritization Process

1. **Fiscal Year 2026-2027**
   Operating Budget and Capital Improvement Program Workshop (S.Williams/Executive Team/J.Walters)
   The City Manager wanted to thank Finance Director, James Walters, the finance staff, Public Affairs, and all the Department Heads for putting together the final draft FY 2026-27 Budget. The official budget book is typically not done until about November. However, the entire book was available tonight. CM Williams reminded Council that they would not be asked to make any decisions tonight. Council will have the opportunity to discuss the budget again on August 18, 2026. If Council would like another opportunity for a budget workshop, another workshop will be scheduled on August 25, 2026.

   City Manager Steve Williams reviewed today's budget agenda:

- **Overview & Update**
- **Operating Budget Discussion**
- **Capital Improvement Program (CIP)**

Overview & Update

- Explanation of the materials being presented
- Budget process timeline
- National and local economies
- Development recap
- Budget Priorities
- Budget 101 – What makes up the City's budget?
- Budgeting philosophy

Budget Calendar

The City Manager reviewed the Budget Calendar:

CM Williams spoke about the Macro and Micro Economic Outlook.

Budget Priorities

Aligned with the City's Strategic Plan Adopted in 2024

- Goal 1: Maintain Essential Services
- Goal 2: Invest in Employees
- Goal 3: Protect Infrastructure
- Goal 4: Preserve Financial Stability
- Goal 5: Use One-Time Revenue Responsibly

Budget 101:

The City Budget is made up of many things, primarily an Operating Budget and a Capital Budget. The Operating Budget takes care of your day-to-day and the Capital Budget with capital investments.
Under the Operating Budget there are the General Fund, Enterprise Funds, Debt Service and Other Funds.

Recurring vs. One-Time Revenue

Recurring Revenue (property tax, sales tax) fees are spent on Recurring Expenses (operations, salaries).
One-Time Revenue (sales tax windfall, bond proceeds) is spent on One-Time Expenses (one-time projects, fluid money)

Operating Budget - Expenses for FY26-27) $149,041,546.00 will pay for:

27% Increase Over Prior Year

- 31% Personnel Services
- 16% Transfers (higher than usual)
- 14% City Supported Services
- 12% Debt Service
- 9% Operating Expenses
- 6% Capital Outlay
- 12% Miscellaneous

Operating Budget Revenues for (FY26-27)

39% Property Tax & Sales Tax
• 35% Fees – Water, Sewer, Garbage, etc.
• 26% Multiple Sources
(Transfers, Investments, Grants, Franchise Fees, etc.)

The General Fund is the primary governmental operating fund: Used to account for all financial resources that cannot otherwise be accounted for in other funds that have specific purposes.

Pays for everyday city services: Police, Fire, Parks & Recreation, Library, Streets, Engineering, Planning & Community Development, Administration, IT, Facilities Maintenance, Municipal Court, etc.

General Fund-Expenditures: FY 26-27 - $82,788,185 (proposed)

• 34% Public Safety (47%)
• 29% Transfers (0%)
• 15% Internal Services
• 12% General Government
• 5% Parks & Recreation
• 3% Public Works
• 2% Cultural
People-Driven Fund – Personnel Services are Typically ~ 70%

General Fund-Excess Fund Balance: One-time money to fund one-time investments. The city has received $32 million over the 26% fund balance.
Proposing to spend the excess fund balance on the following:

- Street Preservation and Maintenance: $10 mil -Fund $2 million per year over the next 5 years
- Vehicle & Equipment Replacement Fund (VERF): $11 mil to provide a reliable funding plan for replacing vehicles/equipment in the General Fund -Accumulated depreciation $9.2 million plus funding for the current year ($1.8 million)
- Fund One-Time Capital Purchases and Improvement
- Support the Debt Service Fund-$2 Million to the Debt Service Fund (Interest & Sinking/I&S) •Will keep I&S rate steady
- Increase General Fund-$5 mil as additional Fund Balance.

General Fund—Revenues FY26-27: $55,290,550

• 41% Property Tax
• 30% Sales Tax
• 9% Permits, Fees, and Fines
• 7% Interfund Charges
• 5% Franchise Fees
• 4% Inter jurisdictional
• 4% Investments/Misc.

Property Values and Property Taxes

DVHS-Disabled Veterans and Senior Citizens-City of Schertz supports the DVHS Exemption for veterans. However, the state legislature supports this unfunded mandate.
1in 4 homes are 100% exempt from property tax. More than 1 in 2 homes in Schertz have some veteran or military exemption
Current losses from the DVHS exemption equal $6.3M in revenue loss. • Or 11.3 cents on our tax rate. The State Aid has only reimbursed $5.2 mil of the $33.5 mil Schertz has requested.

FY 2026-27 City Tax Rate

Tax Rate Name	Tax Rate per $100	Est. Tax Bill	Bill Increase	% Increase
No New Revenue (Proposed)	$0.5296	$1,732.81	--	--
Voter Approval	$0.5593	$1,830.20	$97.39	8.12%
Current	$0.5118	$1,674.72	($58.09)	-4.84%

Bill increase: $97.39 is about $8.12 per month
- Tax bills are based on an average taxable value of homes for 2026 of $327,222
- Estimated Tax Bills and Bill Increases are annual amounts
- $0.01 is equal to $560,600 in revenue or $32.72 per year on the average home

Sales Taxis the 2nd largest revenue source for the General Fund. Increases are averaging approx 7% annual growth.
Franchise Fees are fees that people pay to use ROW or telecom or cable services. These fees have been fairly stable through the years.
Permits Fees can change when large commercial permits start developing. Currently, there are approx. 400 permits, which is good.
Fees & Fines go to offset specific services: community center, civic center. Not much fluctuation.

Enterprise Funds
Enterprise Funds are used to account for governmental activities that are like those found in private businesses.
- Major revenue source for these funds is the revenue generated from the customers who receive the services provided
- Expenses for these services are paid for through revenue generated from services provided
- The City's Enterprise Funds include Water & Sewer; EMS; Drainage

Water & Sewer
The Water & Sewer Fund tracks revenue and expenses for the City's water, sewer, and solid waste functions and is managed by the Public Works Department.
- **Revenues** - 95% comes from the sale of Water, Sewer Charges, and Solid Waste Fees, while 5% comes from Investment Income and other fees such as Penalties, New Meter Sales and Water Leases
- Capital Recovery (Impact) Fees for Water and Sewer
- Water & Sewer Capital Improvement Programs (CIPs)
- SSLGC, CCMA

Water & Sewer-Expenses-FY 26-27 - $35,332,054
- 31% Operations
- 27% Debt Service
- 14% Supplies
- 12% Personnel
- 7% Professional & City Services
- 6% Capital
- 3% Utilities & Maintenance

Water & Sewer-Revenues-FY26-27 - $34,025,478
- 48% Sale of Water
- 35% Sewer Charges
- 12% Garbage Collection
- 2% Other Fee & Charges
- 2% Miscellaneous
- 1% Investment Income

There is a proposed water and sewer rate increase of 8%, which would be $5.02 a month for water and an additional $2.15 on the sewer rate increase. There is a 3.8% rate increase for the garbage that is built into the contract, which is $0.73 increase per month.

EMS Fund-Schertz EMS provides EMS and ambulance transportation to the greater Randolph Region

- Covers 235 square miles
- Serves 160,000 population
- Provides services to Schertz, Cibolo, Live Oak, Marion, Santa Clara, New Berlin, Selma, Universal City, western Guadalupe County, Comal County, ESD#6 and JBSA Randolph.

Revenues - FY26-27 -$18.274,236

66% Transportation Fees
33% Other Agencies
Will increase transport fees by $50.00 for each call

Expenses-FY26-27 -$18,857,986

58% Personnel
- 29% Operations (Bad Debt)
- 4% Capital Expense
- 3% Supplies
- 3% Interfund Charges
- 2% Utilities & Maintenance
- 1% Professional & City Services

Drainage Fund-The Drainage Division maintains and manages drainage channels, storm water inlets, foodways, road right-of-way, and alleys that affect drainage infrastructure

Revenues - Fees charged to users that own impervious surfaces and/or any man-made structure, such as buildings, parking lots, or driveways

- All residential properties charged the same fee.
- Commercial property fees based on total impervious surface

Expenses - FY26-27 - $2,703,176

- 34% Personnel
- 28% Operations Support
- 16% Capital Expense
- 14% Utilities and Maintenance
- 4% Professional Services
- 3% Debt Services
- 1% Supplies

Fee History	
FY 2002-03 to FY 2007-08	$2.10
FY 2008-09 to FY 2011-12	$3.80
FY 2012-13 to Present	$5.20
FY 2025-26	$8.00
Proposed Fee for FY 2026-27	$11.00

Other Funds-Schertz Economic Development Corporation's (SEDC) mission is to strengthen the local economy by attracting and retaining businesses, investing in infrastructure, and promoting and enhancing quality of life. The primary source of revenue is ½ Cent Sales Tax.

Special Revenue Funds - These funds are used to account for the proceeds of certain specific revenue sources that are legally restricted to expenditures for specific purposes

- Tree Mitigation
- Roadway Impact Fee
- Hotel/Motel Tax (HOT)
- Etc.

Invest in Employees:

FY 2027 Proposal:

- Continue funding step/merit increases.
- Do not fund an COLA/ECI adjustment this year.
- Conduct a new class & compensation study to assess current market competitiveness, with implementation considered in the FY 2028/29 budget.

Exception: Fund a market adjustment for Public Safety Dispatchers due to significant regional pay changes and the mission-critical nature of the position.

New Positions Proposed (9 Total):

- 4 Public Safety Dispatchers
- 4 Police Officers
- 1 School Resource Officer (83% funded by the School District)

FY 2026-27 Budget Highlights – All Funds

Health Insurance - $513,559

- - 10% Increase
- - Look at plan design changes/potential self-funding next year

• Class/Comp Study - $70,000

-Divide up study cost amongst funds

• Merit/Step - $765,530

-Merit 0-4%

-Step 4%

-ECI/COLA not funded

I&S FUND (DEBT SERVICE) 5 Year Summary – I&S Fund (Debt Service)

At I&S Rate of $0.1681:

Includes the following upcoming debt issuances:

FY 2027-28 - $8,000,000

FY 2028-29 - $6,000,000

FY 2030-31 - $22,000,000

FY 2032-33 - $28,000,000

FY 2034-35 - $30,000,000

FY 2035-36 - $21,000,000

Total: $115,000,000

Mayor recessed the meeting at 6:59 pm for a 10-minute break.

Mayor reconvened the meeting at 7:11 pm.

Capital Improvement Program (CIP) (FY 2026-27 Capital Budget

General Government CIP

- **Streets**- 12 projects- $29,574.611
- **Parks**- 3 projects-$6,892,469
- **Facilites**- 5 projects -$5,681,4129

Total of 20 projects at $42,148,499

Water & Sewer CIP

- **Water-**15 projects-$47,133,966

- **Sewer**-8 projects -$8.100,00

Total of 23 projects at $22,233,966

Drainage CIP

- **Drainage-8 projects for $4,425,000**

City Manager Steve Williams opened the floor to discussion. Councilmember Davis asked about Old Wiederstein and the widening and repair maintenance of Maske Rd and where they are on the prioritization sheet.
If a project was scheduled for a different year, CM Williams stated that Council could decide to move the project and shift to another project to keep the balance. Mayor Rodriguez would like to see a list of the streets and where they are scheduled for work. CM Williams explained they could have streets queued up and have each year mapped out.

Streets Projects-City Engineer Kathy Woodlee

- Lookout Rd. from Schertz Parkway to Deer Lane includes signalization and a ROW from Caterpillar.
- Main St. Improvements-long term project, water and sewer replacements will be included in this project. Currently working with ATT and Centerpoint.
- Lower Seguin Rd Reconstruction runs from FM 1518 West to the city limits. Design is almost done and working on ROW acquisitions.
- FY 2026-2027- SPAM-slurry seal projects in Village, Rio Vista and Jonas Woods.
- Kramer Farms Subdivision-split into 2 projects. On side rehabilitation of streets-Red Barn Run, Wagon Wheel and Tractor Pass then a portion of Planters Pass and Rooster Run.
- Reconstruction Lower Seguin Rd to Graytown-30 feet widening of road, curbs, gutters and sidewalk on one side.
- Northcliffe Country Club Estates- water and wastewater replacements and street rehabilitation.
- Savanna Dr.-mill and overlay, concrete and base repairs included. Looking to bundle the 2 spam projects and the TSAC recommended crosswalks on Savannah and Homestead.
- Live Oak extension and Maske Rd-extention of Live Oak to Maske. Maske will be reconstructed as a collector roadway to FM 1518.
- Wiederstein Rd reconstruction and extension, need design and ROW
- Robin Hood Way-Schertz Forest subdivision will have some resurfacing and rehabilitation.

Parks Recreation and Community Service-Parks Director Lauren Shrum

- Hilltop Park-in Northcliffe area-8 acres and works with HOA's to join some of their properties into a 42-acre community park
- Community Circle Park Development-develop a skate park, then additional volleyball court complex
- West East Creek Trail-crossing Savannah Dr. about 1.6 mile railway along West Creek, 10 ft wide concrete sidewalks

Internal Services-Director Dawniecia Hardin

- Fire Station # 4-Wiederstein Rd progressing well
- FM 78 Build-out for Police Dept-County Building on FM 78
- Paving all city-owned grassy areas currently being used for operational purposes
- Replacing 2 generators at Main Campus to support emergency operations

Water Projects-City Engineer Kathy Woodlee

- FM 1518 Project from I-10 to FM 78- Utility Relocation-joint bid work with TxDOT's contractor
- Elevated Tank Replacement-replace piping and 3 tanks to be painted
- Ware Seguin and Lower Seguin-water lines will be split into 2 projects
- Schertz Parkway -16-inch transmission main line-need repair
- I-35 Next North Utility relocations-under construction
- Schwab to Eckert Rd- 12-inch water line extension-Ackerman Subdivision to Schwab Rd in Homesteaad
- FM 3009-18-inch transmission main line replacement from FM 2252 past Corridor Loop
- I-35 Ground storage tank and pumping station
- Moonlight Meadow Drive and Lost Meadow Drive waterline replacement-4 inch to 8-inch waterlines
- Robin Hood Way-replace 6600 linear feet from an 8-inch line to a 12-inch line
- Street reconstruction Northcliffe County Club Estates-replacing 6 and 8-inch water distribution mains
- I-35 Dedicated Water Transmission Main-East Live Oak Water Station an elevated tank to the E 35 water tank
- Bubbling Springs Water Line Replacement-replace 6-inch water main to a 12-inch main across Cibolo Creek at the end of Bubbling Springs across to the CCMA Plant location.
- Ware-Seguin pump station-first phase-will install some pressure-reducing valves

Wastewater Sewer Projects-City Engineer Kathy Woodlee

- Riata Lift Station Relocation-consultants engaged in getting reimbursement from TxDot
- Rhine Valley Subdivision-run a gravity from lift station to Saddlebrook Subdivision
- Cibolo West Wastewater Trunk Main-line into southern Schertz, have ready when the CCMA plant is expanded
- Wiederstein Road- 8-inch gravity line with the project to upsize the wastewater line in Wiederstein Rd
- Aranda-8-inch gravity line extends across Lower Seguin to provide service to residential area of southern Schertz
- Northcliffe Lift Station upgrade-main lift station in the city, at the old GBRA Treatment plant near Northcliffe County Club Estates, needs to be upsized to TCEQ standards
- Town Creek-installation of wastewater gravity line from Abby Road to FM 2252, then up to I-35

Drainage Projects-City Engineer Kathy Woodlee

- FM 78 South Channel-near Sely's Restaurant-channel filled with silt and overgrown
- Wendy Swan Drainage Improvements-removal of retaining wall and above-ground channel at the back of Wendy Swan Park
- FM 1518 CIty Park-underground drainage upgrade-paused this year
- Kramer Farms-drainage improvements-clean out, reshape
- Woodbridge Drainage Improvements-design and construction from Ashley Place to Woodland Oaks
- Morning Drive-dealing with culverts and channels in this location near Scenic Hills Subdivison
- Oak Forest Channel-near FM 3009 area needs work, culverts under the road will be extended for drainage

CM Williams explained to the Council that on the CIP sheets the project scheduling below had the years listed when the project should start.
Between all 3 CIP lists, the work costs are about 93 million, $793,707,465 in projects next year. These projects are the biggest spend of our budget and we focus on them internally.
When you combine all the information on the CIP lists over the next 10 years, it's $784,978,594.00. Priorities move up and back, it's a living document. Please take a look at it and ask questions.

CM Williams thanked the staff for all the hard work they put into the Budget Workbook. The next Budget Workshop meeting will be August 25, 2026, at 5:30 pm.
Thank you all for attending.

Adjournment
Mayor Rodriguez adjourned the meeting at 8:04 pm.

_____
Ralph Rodriguez, Mayor

ATTEST:

_____
Sheila Edmondson, TRMC
City Secretary

D R A F T

MINUTES
BUDGET RETREAT MEETING
August 25, 2026

A Budget Retreat Meeting was held by the Schertz City Council of the City of Schertz, Texas, on August 25, 2026, at 5:30 p.m. in the Hal Baldwin Municipal Complex Council Chambers, 1400 Schertz Parkway, Building #4, Schertz, Texas. The following members present to-wit:

Present: Mayor Ralph Rodriguez; Mayor Pro Tem Michelle Watson; Councilmember Mark Davis; Councilmember Paul Macaluso; Councilmember Ben Guerrero; Councilmember Robert Westbrook; Councilmember Robert Sheridan; Councilmember Allison Heyward

Staff present: Steve Williams, City Manager; Brian James, Deputy City Manager; Sarah Gonzalez , Assistant City Manager; Sheila Edmondson, City Secretary

Call to Order
Mayor Rodriguez called the meeting to order at 5:31 pm.

Opening Prayer and Pledges of Allegiance to the Flags of the United States and State of Texas. (Mayor Rodriguez)

Mayor Rodriguez provided the opening prayer and led the Pledges of Allegiance to the Flags of the United States and the State of Texas.

Welcome (Mayor Ralph Rodriguez/City Manager Steve Williams)

Mayor Rodriguez welcomed everyone to the Budget Workshop. Mayor Rodriguez recognized City Manager Steve Williams, who also welcomed everyone to the Budget Workshop.

Hearing of Residents

*This time is set aside for any person who wishes to address the City Council. Each person should fill out the speaker's register prior to the meeting. Presentations should be limited to no more than **3** minutes.*

All remarks shall be addressed to the Council as a body, and not to any individual member thereof.

All handouts and/or USB devices must be submitted to the City Secretary no later than noon on the Monday preceding the meeting. Handouts will be provided to each Councilmember prior to the start of the meeting by the City Secretary. All USB devices will be vetted by City IT staff to ensure City property is protected from malware.

Discussion by the Council of any item not on the agenda shall be limited to statements of specific factual information given in response to any inquiry, a recitation of existing policy in response to an inquiry, and/or a proposal to place the item on a future agenda. The presiding officer, during the Hearing of Residents portion of the agenda, will call on those persons who have signed up to speak in the order they have registered.

No one signed up to speak.

Workshop

Fiscal Year 2026-2027
Operating Budget and Capital Improvement Program Workshop (S.Williams/Executive Team/J.Walters)

Councilmember Paul Macaluso asked CM Williams to calculate what the budget would look like if we kept the current tax rate what would we have to cut. The document CM Williams provided had three different options;
The current rate is .5118%. No new revenue rate .5296%. The delta between those two numbers is 1.78 cents reduction, which would reduce the general fund by $997,868.00.
The general fund revenues are 55.2 million and the total expenditures are 82.7 million. That is a big difference. There are a lot of one-time items we want to evaluate with reviewing the ongoing revenues vs. outgoing expenditures. To stay at the current rate, we would need to pull approx. $750,000 off of the proposed budget. Looking at the bottom of the supplemental requests, we would need to remove the 4 police officers and 4 communication officers from this year's proposed budget.

Councilmember Macaluso stated it is the council's responsibility to look at how we can make it work at the current tax rate. When housing values go up, we benefit from that, but when the values are down, the tax rate should not increase to make up for the lower home values. Councilmember Macaluso would like to review the excess fund balance and have the opportunity to add savings to the homeowners. By applying it to our future debt, the savings would be more significant than putting it in a account with 2% interest.

CM Williams explained that if we keep the current tax rate, we will have to cut ongoing expenditures. Over the last six months, we have had a lot of discussion on a structurally balanced budget and will have to make sure our ongoing revenues support the ongoing expenditures. CM Williams' recommendation would be not to cut the tax rate, but reduce ongoing expenditures. Council would need to look at the supplemental list and cut from the bottom up. CM Williams would rather not add the 8 recommended positions from this year's supplemental list, to then go ahead and add them, then have to take away funding from somewhere else. The bottom of the supplemental list would have to be removed first.

CM Williams reviewed the Supplemental list and explained that many of the top items on the list are one-time costs. The lower half of items on the list are items with a recurring costs. He does not recommend eliminating any existing positions we currently have.

Finance Director James Walters explained to Council that the city is projecting next year's sales growth to be 7%, similar to this year. Finance Director Walters stated when we are projecting future growth, we are making guesses based on expert opinions. The DVHS (Disable Veterans Homestead) exemption is making it difficult for cities, putting more responsibilities on residents. Councilmember Macaluso believes that the trend will be less tax revenue and if we continue on the path we are on, it will end up with the city in a bad position and having to increase property tax every single year.
By the state's definition, the no new revenue tax rate is not a tax rate increase, it's a higher rate that is applied to your home value from year to year.

Staff is mindful of what the future could be and that is why the city does a five-year forecast and take into consideration the flatness of property tax growth.

Councilmember Robert Westbrook asked the City Manager of all the items on the supplemental list where we would have to cut from if we do not go with the no-new revenue rate. He is asking if Council needs to give staff direction on what to cut.
CM Williams asked if there is a consensus on the tax rate that the Council would like to target? Is it the same tax rate, or the proposed no-new tax rate or something other? He would like to get the consensus so he knows where to start the conversation vs. working backwards. CM Williams would like to hear from all of the council from their perspective.

Councilmember Robert Sheridan shares the same views as Councilmember Paul Macaluso in regard to keeping the same rate. He asked if there is another analysis that the Council can utilize because the city needs their first responders. Is there a way to support the same tax rate and reevaluate our work processes and efficiencies? CM Williams explained that 70% of the general fund are salaries. So the cut will be salary related. So again, CM Williams is recommending that to keep the same tax rate, we don't add the 8 positions in PD. and just suffer the current workload as it is now. Councilmember Sheridan is in support of the new positions and also keeping the same tax rate.

CM Williams explained the no new tax rate will generate more income but would raise taxes a little bit as opposed to just not raising the tax rate at all. The No-New-Revenue (NNR) tax rate in Texas is calculated by taking last year's levy, subtracting taxes on lost property, and dividing that total by the current year's taxable value of properties remaining on

the tax roll. This produces a rate that generates the same amount of property revenue as the previous year.

Councilmember Westbrook asked how many years do you go with 'no-new revenue' tax rate before the quality of life in the city starts to diminish? We need new vehicles and half the items on the list. Sooner or later we will have to raise taxes, may not be this year or next year, but we can't continue to always say we do not want to raise taxes. CM Williams added that we can address it through growth. The general fund property tax revenues are about 40% of total revenues. We can concentrate on generating more sales tax though adding more commercial, industrial and retail businesses.

CM Williams recommended the 'no-new revenue rate'. Councilmember Westbrook recommended going with the 'no-new revenue' rate, since there are about 3 or 4 councilmembers who would possibly agree. Councilmember Westbrook suggested we start at the no-new revenue rate as a starting point. In the draft budget for FY26-2027, CM Williams recommended approving the no-new revenue rate, which is an increase of 1.78 cents, and with that we could add 4 dispatchers and 4 police officers. If Council wants to adopt a lower rate, his recommendation would be to cut from the bottom of the list and work your way up without affecting current operations in other areas.

Mayor Rodriguez summed up the current discussion that some of the council would like to keep the same tax rate, which is 0.5118. If we go with the no-new revenue rate, it would be 0.5296. We would be bringing in the same amount of money that we brought in this fiscal year.

Councilmember Davis is not in favor of the no-new revenue rate. He would like the city to look in other areas to save money. Councilmember Dietz agrees with Councilmember Sheridan and Councilmember Davis to review other areas of the city to save money so we do not have to raise taxes. Councilmember Guerrero would like to really focus on raising our revenue so we don't have to cut the merit and step pay for employees.

CM Williams suggested the tax rate be 0.5175% just over a penny to get the four dispatchers at this minimum rate. We could not add the four dispatchers with the current tax rate.
Mayor Rodriguez stated the 0.5175% is the best of both worlds. Keeping taxes as low as possible, by getting the 4 dispatchers where the need is critical. Mayor would like staff to bring back the budget at the current rate: 0.5118%; middle ground 0.5175% and no-new revenue rate 0.5296% so the council can see how each rate affects the budget.

CM Williams stated staff can come back and bring forward what options would look like in all departments with 0.5175% and 0.5188% tax rates. The city needs 4 dispatchers, where it would need to cut in other departments to maintain the current tax rate and add the 4 positions.

Mayor Rodriguez adjourned the meeting at 7:11 p.m.

Adjournment

_____
Ralph Rodriguez, Mayor

ATTEST:

_____
Sheila Edmondson, TRMC
City Secretary

Agenda No. 2.

CITY COUNCIL MEMORANDUM

City Council Meeting:	**September 15, 2026**
Department:	**City Secretary**
Subject:	**City of Schertz Boards, Commissions and Committees (Deputy City Secretary Sheree Courney)**

- **Appointments**
  - **Parks and Recreation Advisory Board for the term ending September 30, 2028: Michelle Frey**
  - **Parks and Recreation Advisory Board for the unexpired term ending September 30, 2027: Brian Keener**
  - **Transportation Safety Advisory Commission: Alternate 2 position for the unexpired term ending March 31, 2028: Scott Newquist**
- **Reappointments**
  - **Economic Development Corporation for the term ending September 30, 2028:**
    Ray Chavez, Sharon Denson, and Bill Dixon
  - **Parks and Recreation Advisory Board for the term ending September 30, 2028:**
    Bill Bosch and Tim Dusek

- **Resignations, Removals, and Expiring Terms**
  - **Parks and Recreation Advisory Board: Elizabeth Wiley resignation effective August 31, 2026.**

BACKGROUND

In accordance with City Policy and the Council Rules of Conduct and Procedure, periodic appointments and reappointments to City boards, commissions, and committees are presented for City Council consideration based on the recommendation of the Interview Committee.

Agenda No. 3.

CITY COUNCIL MEMORANDUM

City Council Meeting:	**September 15, 2026**
Department:	**Police Department**
Subject:	**Resolution 26-R-106 - Authorizes the Addition of Reserve Officer Jonathan Bagby (Asst. Police Chief Phillip E. Waller)**

BACKGROUND

The Schertz Police Department is requesting City Council approval for the addition of Reserve Officer Jonathan Bagby. Per City of Schertz Ordinance 66-4 and Texas Government Code 341.012, City Council must approve any reserve officer position. Officer Bagby was employed as a peace officer with the Schertz Police Department from December 30, 2024 until April 17, 2026 and has requested to remain an active Reserve Officer.

Attachments

26-R-106

RESOLUTION 26-R-106

A RESOLUTION OF THE CITY OF SCHERTZ, TEXAS, APPROVING THE APPOINTMENT OF A RESERVE PEACE OFFFICER PURSUANT TO SECTION 66-4 OF THE CODE OF ORDINANCES OF THE CITY OF SCHERTZ, AND IN ACCORDANCE WITH TEXAS GOVERNMENT CODE SECTION 341.012; PROVIDING AN EFFECTIVE DATE.

WHEREAS, the City of Schertz, Texas ("City") is a Texas Home Rule Municipality acting under authority of its Charter and laws of the State of Texas; and

WHEREAS, the City has previously adopted Section 66-4 of the Code of Ordinances, providing for the establishment of a reserve police force as authorized by Texas Government Code 341.012; and

WHEREAS, the City has determined the need for appointment of reserve police officers to assist the regularly constituted police force in the active and efficient civil defense program in the City; and

WHEREAS, the City may limit the size of the reserve force and authorize the Chief of Police to appoint reserve force members, subject to the approval of the City Council.

NOW THEREFORE, BE IT RESOLVED BY THE CITY COUNCIL OF THE CITY OF SCHERTZ, TEXAS THAT:

Section 1. The foregoing recitals are hereby found to be true and correct and are hereby adopted by the City Council and made a part hereof for all purposes as findings of fact.

Section 2. That Texas Peace Officer Jonathan Bagby is hereby appointed and officially designated as a member of the Schertz Police Department's Police Reserve Unit for the City of Schertz, with all powers and duties provided for by law, for a term immediately upon Council approval and ending upon resignation or proper termination.

Section 3. The recitals contained in the preamble hereof are hereby found to be true, and such recitals are hereby made a part of this Resolution for all purposes and are adopted as a part of the judgment and findings of the Council.

Section 4. All resolutions, or parts thereof, which are in conflict or inconsistent with any provision of this Resolution are hereby repealed to the extent of such conflict, and the provisions of this Resolution shall be and remain controlling as to the matters resolved herein.

Section 5. This Resolution shall be construed and enforced in accordance with the laws of the State of Texas and the United States of America.

Section 6. If any provision of this Resolution or the application thereof to any person or circumstance shall be held to be invalid, the remainder of this Resolution and the application of such provision to other persons and circumstances shall nevertheless be valid, and the City hereby declares that this Resolution would have been enacted without such invalid provision.

PASSED AND ADOPTED, this _____ day of _____, 2026.

CITY OF SCHERTZ, TEXAS

_____

Mayor, Ralph Rodriguez

ATTEST:

_____

City Secretary, Sheila Edmondson

Agenda No. 4.

CITY COUNCIL MEMORANDUM

City Council Meeting:	**September 15, 2026**
Department:	**City Secretary**
Subject:	**Resolution 26-R-096 - Authorizing Amendment 1 to the EMS Interlocal agreement with Guadalupe County for the provision of Emergency Medical Services (EMS Chief Jason Mabbitt)**

BACKGROUND

Schertz Emergency Medical Services provides regional emergency medical services to the communities of Schertz, Cibolo, Live Oak, Marion, Santa Clara, New Berlin, Selma and Universal City. We also serve Comal County ESD # 6 (which includes the City of Garden Ridge) and JBSA-Randolph AFB.

Schertz EMS is also responsible for the Guadalupe County EMS Contract in which we cover the western portion of Guadalupe County and have Inter-Local Agreements in place with the City of Seguin, Caldwell County ESD#5, City of San Marcos (being approved tonight - Resolution 26-R-097) and Wilson County ESD#3 to cover the remaining portions of the unincorporated areas of Guadalupe County.

The City of Schertz and Guadalupe County entered into an Interlocal Agreement effective October 1, 2023 for the provision of emergency medical services. This amendment will extend the agreement by two years.

GOAL

To approve the attached amendment replacing Section 3 (Term and Renewal) and Section 4 (Consideration).

COMMUNITY BENEFIT

To continue to provide ambulance services to the unincorporated areas of Guadalupe County.

SUMMARY OF RECOMMENDED ACTION

Staff recommends approval of Amendment 1 to the EMS Interlocal agreement with Guadalupe County for the provision of Emergency Medical Services.

FISCAL IMPACT

We are proposing a total revenue of $1,484,904.61 for FY27 (15% increase) and $1,633,395.07 for FY28 (10% increase). Our portion will be $494,851.81 for FY27 and $544,337.00 for FY28. The remaining balance will be distributed to the City of Seguin, City of San Marcos, Caldwell County ESD#5 and Wilson County ESD#3 secured with interlocal agreements.

RECOMMENDATION

Approval of Amendment 1 to the EMS Interlocal agreement with Guadalupe County for the provision of Emergency Medical Services.

Attachments

Resolution 26-R-096 with attachments

County Interlocal Agreement

Map

RESOLUTION 26-R-096

A RESOLUTION BY THE CITY COUNCIL OF THE CITY OF SCHERTZ, TEXAS AUTHORIZING AMENDMENT 1 (ONE) TO THE EMS INTERLOCAL AGREEMENT WITH GUADALUPE COUNTY FOR THE PROVISION OF EMERGENCY MEDICAL SERVICES.

WHEREAS, the City of Schertz entered into an Interlocal Agreement with Guadalupe County effective as of October 1, 2023 for the provision of Emergency Medical Services; and

WHEREAS, the City of Schertz has determined that the provision of certain emergency medical services is a public purpose and within their statutory powers of government; and

WHEREAS, the City of Schertz wishes to amend the Interlocal Agreement with Guadalupe County to cover anticipated operational budgeted shortfalls; and

WHEREAS, the City Council hereby finds that the amendment is reasonable and necessary for the safety and welfare of the general public; and

WHEREAS, the City Council authorizes the City Manager to enter into the amended Interlocal Agreement and take any additional action reasonably necessary to ensure such an amendment is executed.

NOW THEREFORE, BE IT RESOLVED BY THE CITY COUNCIL OF THE CITY OF SCHERTZ, TEXAS THAT:

Section 1. The City Council hereby approves and accepts Amendment 1 (one) to the Interlocal Agreement for Emergency Medical Services as set forth in Exhibit "A".

Section 2. The recitals contained in the preamble hereof are hereby found to be true, and such recitals are hereby made a part of this Resolution for all purposes and are adopted as a part of the judgment and findings of the City Council.

Section 3. All resolutions, or parts thereof, which are in conflict or inconsistent with any provision of this Resolution are hereby repealed to the extent of such conflict, and the provisions of this Resolution shall be and remain controlling as to the matters resolved herein.

Section 4. This Resolution shall be construed and enforced in accordance with the laws of the State of Texas and the United States of America.

Section 5. If any provision of this Resolution or the application thereof to any person or circumstance shall be held to be invalid, the remainder of this Resolution and the application of such provision to other persons and circumstances shall nevertheless be valid, and the City Council hereby declares that this Resolution would have been enacted without such invalid provision.

Section 6. It is officially found, determined, and declared that the meeting at which this Resolution is adopted was open to the public and public notice of the time, place, and subject

matter of the public business to be considered at such meeting, including this Resolution, was given, all as required by Chapter 551, Texas Government Code, as amended.

Section 7. This Resolution shall be in force and effect from and after its final passage, and it is so resolved.

PASSED AND APPROVED on the _____ day of_____, 2026.

CITY OF SCHERTZ, TEXAS

_____
Ralph Rodriguez, Mayor

ATTEST:

_____
Shelia Edmondson, City Secretary

Exhibit A

STATE OF TEXAS	§	AMENDMENT NUMBER 1 TO THE INTERLOCAL AGREEMENT BETWEEN GUADALUPE COUNTY AND THE CITY OF SCHERTZ, TEXAS, FOR EMERGENCY MEDICAL SERVICES
	§	
COUNTY OF GUADALUPE	§	

This Amendment No. 1 (the "Amendment") is made and entered into as of the 1ST day of October 2026, by and between the City of Schertz, a political subdivision of the State of Texas (hereinafter referred to as "City"), and Guadalupe County, a political subdivision of the State of Texas (hereafter referred to as "County").

WHEREAS, the City and County have entered into an Interlocal Agreement effective as of October 1, 2023 (the "Agreement") for the City to provide emergency medical services to the County; and

WHEREAS, the City and the County have determined that the provision of certain emergency medical services is a public purpose and within their statutory powers of government;

NOW, THEREFORE, the City and the County agree to amend the Agreement as follows:

Section 3 of the Agreement is replaced and superseded by the following new Section 3

3. Term and Renewal

a) This Agreement shall be for a term commencing with the effective date of October 1, 2026, through and including September 30, 2028 (the "Term") unless either party to this Agreement notifies the other party in writing that it wishes to terminate this Agreement. Such notice shall be provided by registered or certified mail not less than one hundred eighty (180) days prior to the end of the Term.

Section 4 of the Agreement is replaced and superseded by the following new Section 4

4. Consideration

a) In consideration of the City's provision of Emergency Medical Services during the Term, the County agrees to pay the City in twelve (12) equal monthly installments within (30) days after satisfactory acceptance by the County of all completed services as outlined below:

   Fiscal Year 2027 – $1,484,904.61
   Fiscal Year 2028 – $1,633,395.07

b) The County agrees that, in addition to the fee payable by the County to the City pursuant to Section 4(a), the City and its contracted designees will make every attempt to bill and collect from the patient's insurance company. The City nor its contracted designees have

contracts with insurance companies; therefore we will not waive the unpaid portion of the bill for any services rendered to them by the Department.

All other requirements, terms, and conditions in the Agreement that are not hereby amended are to remain in full force and effect.

IN WITNESS WHEREOF, the PARTIES hereto, acting under the authority of their respective governing bodies, have caused this amendment to be duly executed as of this 1st day of October 2026.

CITY OF SCHERTZ:		**GUADALUPE COUNTY:**	
By:	_____	By:	_____
Name:	Steve Williams	Name:	_____
Title:	City Manager	Title:	_____

RESOLUTION NO. 23-R-59

A RESOLUTION BY THE CITY COUNCIL OF THE CITY OF SCHERTZ, TEXAS AUTHORIZING THE CITY MANAGER TO ENTER INTO AN AGREEMENT WITH GUADALUPE COUNTY FOR AMBULANCE SERVICES, AND OTHER MATTERS IN CONNECTION THEREWITH

WHEREAS, the City of Schertz EMS provides ambulance services to the surrounding communities and emergency services districts; and

WHEREAS, the County desires to contract with the City for the provision of certain emergency medical services within the unincorporated area of the County in order to preserve and protect the health and safety of persons within the County; and

WHEREAS, the City and the County have determined to enter into this Agreement relating to the provision of certain emergency medical services within the unincorporated areas of the County and to set out the terms, rights, duties, and responsibilities of the City and the County with respect thereto; and

WHEREAS, the City and the County have determined that the provision of certain emergency medical services is a public purpose and within their statutory powers of government; and

WHEREAS, the City and the County are political subdivisions of the State of Texas and are authorized to execute this Agreement pursuant to the Texas Government Code Chapter 791.001, as amended; and

WHEREAS, City Staff recommends that City Council authorize the City Manager to enter into an agreement with Guadalupe County for ambulance services.

BE IT RESOLVED BY THE CITY COUNCIL OF THE CITY OF SCHERTZ, TEXAS THAT:

Section 1. The City Council hereby authorizes the City Manager to enter into an agreement with Guadalupe County for ambulance services as set forth in Exhibit A.

Section 2. The recitals contained in the preamble hereof are hereby found to be true, and such recitals are hereby made a part of this Resolution for all purposes and are adopted as a part of the judgment and findings of the City Council.

Section 3. All resolutions, or parts thereof, which are in conflict or inconsistent with any provision of this Resolution are hereby repealed to the extent of such conflict, and the provisions of this Resolution shall be and remain controlling as to the matters resolved herein.

Section 4. This Resolution shall be construed and enforced in accordance with the laws of the State of Texas and the United States of America.

Section 5. If any provision of this Resolution or the application thereof to any person or circumstance shall be held to be invalid, the remainder of this Resolution and the application of such provision to other persons and circumstances shall nevertheless be valid, and the City Council hereby declares that this Resolution would have been enacted without such invalid provision.

Section 6. It is officially found, determined, and declared that the meeting at which this Resolution is adopted was open to the public and public notice of the time, place, and subject matter of the public business to be considered at such meeting, including this Resolution, was given, all as required by Chapter 551, Texas Government Code, as amended.

Section 7. This Resolution shall be in force and effect from and after its final passage, and it is so resolved.

PASSED AND ADOPTED, this 18th day of July 2023.

CITY OF SCHERTZ, TEXAS

Ralph Gutierrez, Mayor

ATTEST:

Sheila Edmondson, City Secretary

EMERGENCY MEDICAL SERVICES INTERLOCAL AGREEMENT

This Emergency Medical Services Agreement, effective as of October 1, 2023 (this "Agreement"), is between the City of Schertz, Texas, a political subdivision of the State of Texas (the "City"), and Guadalupe County, a political subdivision of the State of Texas (the "County").

WHEREAS, the City has an emergency medical services department known as Schertz EMS (the "Department"), which provides certain emergency services within the City and, by interlocal agreement, within other jurisdictions;

WHEREAS, the County desires to contract with the City for the provision of certain emergency medical services within the unincorporated area of the County in order to preserve and protect the health and safety of persons within the County;

WHEREAS, the City and the County have determined to enter into this Agreement relating to the provision of certain emergency medical services within the unincorporated areas of the County and to set out the terms, rights, duties, and responsibilities of the City and the County with respect thereto;

WHEREAS, the City and the County have determined that the provision of certain emergency medical services is a public purpose and within their statutory powers of government; and

WHEREAS, the City and the County are political subdivisions of the State of Texas and are authorized to execute this Agreement pursuant to the Texas Government Code Chapter 791.001, as amended;

NOW, THEREFORE, THE CITY AND THE COUNTY, ACTING BY AND THROUGH THEIR DULY AUTHORIZED OFFICERS, HEREBY COVENANT AND AGREE AS FOLLOWS:

Section 1. <u>Responsibilities of the City.</u>

(a) The City agrees that during the term of this Agreement the Department or its contracted designees shall respond to all calls for emergency medical assistance and emergency medical transport and advanced life support service with mobile intensive care unit capability (the "Emergency Medical Services") within the unincorporated jurisdiction of the County (the "Service Area"). The City agrees that during the Term of this Agreement the Department or its contracted designees shall respond to all requests for service on a next-available-ambulance basis regardless of call location.

(b) The City agrees to use every effort possible to maintain an average monthly response time of thirteen (13) minutes on responses not to include cancellations, transfers, standbys or un-safe scenes in which law enforcement must make the scene safe prior to entry. Response time shall be defined as the period of time starting when a Department ambulance is notified of an emergency response and ending when an ambulance arrives on location of the emergency.

(c) The City agrees to dedicate a minimum of thirteen (13) ambulances of its own or its contracted designees that will be strategically positioned in and/or around the County to maintain response times in accordance with this Agreement.

(d) The City and County shall arrange for all requests for assistance to be sent directly to the Department or its contracted designees by 911-telephone transfer or by the County alerting the Department via agreed radio frequency. Such dispatch services shall be redundant and use mechanisms as provided by the Bexar Metro 911 District.

(e) The City agrees to maintain a Medical Director for the Department and its contracted designees as required by the Texas Department of State Health Services (DSHS). Any change in Medical Director of the Department or its contracted designees shall be reported to the County Emergency Services Administrator within ten (10) business days.

(f) The City and its contracted designees will maintain Mutual Aid agreements with multiple agencies to provide for appropriate responses during times of high call volume or multiple casualty incidents.

(g) The City agrees to coordinate and respond with all Guadalupe County First Responders including Medical Direction, coordination of responses, re-supply of medical supplies used on emergency medical responses, responder credentialing, and a minimum of twenty (20) hours of continuing medical education annually. The City shall report any deficiencies in First Responder credentialing to the County Emergency Services Administrator as soon as possible.

(b) The City agrees to provide for dedicated event ambulance standby and emergency personnel for standby upon request of the County Emergency Services Administrator, County Sherriff's Department, Fire Chief's or Incident Commander, at no additional charge to the County, when there is reason to believe a life threatening public emergency presently exists or is imminent in the County, which includes stand-by at fire, rescue and hazardous materials response incidents.

(i) The City agrees to provide, a minimum of, two (2) SWAT medics to the Guadalupe County SWAT team at no additional costs to the County.

(j) The City and Department shall observe and comply with all applicable federal, state, county and City laws, rules, ordinances, and regulations which in any manner affect the provision of the services described in this Agreement and shall perform such services in a professional manner in accordance with standard emergency medical services practice.

(k) The City agrees to maintain insurance through the Texas Municipal League as outlined in its response to the County's Request for Proposal. Any changes in coverage by either the

City or the Texas Municipal League will be reported in writing to the County Emergency Services Administrator within ten (10) days of such change becoming effective.

(l) The City agrees to provide the County with the Department's run statistics for responses in the Service Area. These reports shall provide the county with the number of calls, location of calls, transports, response times, and type of call (medical/trauma) in the Service Area. These reports shall be sent to the County Emergency Services Administrator each month before the 10th day of the following month. Due to patient privacy considerations, reports containing specific protected health information as defined by the Health Insurance Portability and Accountability Act of 1996 and other applicable laws shall not be made available to the County without the appropriate written consent of the patient or the patient's authorized representative or without a specific court order.

(m) The City shall provide the County with a current list of all its contracted designees that may provide Emergency Medical Services under this Agreement.

Section 2. Responsibilities of the County.

(a) The County agrees to have the County Emergency Services Administrator determine which agencies are Guadalupe County First Responders and report any changes to the City within ten (10) calendar days.

(b) The County agrees to conduct all Emergency Medical Services related business and customer complaints within unincorporated areas of Guadalupe County with the City only. The County agrees not to discuss any Emergency Medical Services related issues with any of the City's contracted designees without a representative of the City present. The City agrees to provide feedback regarding Emergency Medical Services issues and customer complaints within forty-eight (48) hours after receiving them from the County.

(c) The County agrees to appoint an Emergency Medical Services Contract Administrator and to arrange for quarterly meetings to discuss any issues relating to this Agreement or any other provision of emergency medical services within unincorporated Guadalupe County.

Section 3. Term and Renewal.

This Agreement shall be for a term commencing with the effective date of October 1, 2023, through and including September 30, 2026 (the "Term"). This Agreement may be extended as set forth in Section 4 and shall be renewed for additional two (2) year terms (each, a "Renewal Term") in writing no later than one hundred eighty (180) days prior to the end of the Term unless either party to this Agreement notifies the other party in writing that it wishes to terminate this Agreement. Such notice shall be provided by registered or certified mail not less than one hundred eighty (180) days prior to the end of the Initial Term or any Renewal Term.

Section 4. Consideration.

(a) In consideration of the City's provision of the Emergency Medical Services during the Initial Term, the County agrees to pay the City $1,020,728.38 annually, payable in twelve (12) equal monthly installments within thirty (30) days after satisfactory acceptance by the County of all completed services.

(b) Prior to the beginning of each year, the County agrees to increase the fee based on the percentage increase for the previous twelve (12) month period in the "Medical Care" component of the Consumer Price Index (CPI), not to exceed ten (10%) percent of the annual fee for the previous year.

(c) The County agrees that, in addition to the fee payable by the County to the City pursuant to Section 4(a), the City and its contracted designees will make every attempt to bill and collect from the patient's insurance company. The City nor its contracted designees have contracts with insurance companies; therefore we will not waive the unpaid portion of the bill for any services rendered to them by the Department.

Section 5. Failure to Perform.

The City agrees to maintain response time reliability as outlined in Section 1(b). In the event that the City fails to maintain such reliability, a $2,500 fee will be assessed per month not meeting the minimum requirements.

Section 6. Termination of this Agreement.

(a) This Agreement shall remain in effect until Agreement expires, completion and acceptance of services or default. The County reserves the right to terminate the contract with a 90 day notice in the event the City fails to (i) meet delivery or completion schedules, or otherwise perform in accordance with the accepted proposal or (ii) breach of contract or default authorizes the County to award to another Proposer, purchase elsewhere and charge the full increase cost to the defaulting City.

(b) If the City or County determines it no longer wants to maintain this Agreement at the end of the Term or at the end of any Renewal Term, it shall notify the other party in writing not

less than one hundred eighty (180) days prior to the end date of the current Term, subject to Sections 5 and 6(c), the City agrees to continue to provide service to the end of the current Term and the County agrees to continue payments for all services rendered.

(c) Either party may terminate this Agreement without cause by giving not less than one hundred eighty (180) days' notice in writing to the other party. When such notice is provided, the City agrees to continue to provide service until the end of the Contract Year during which the one hundred eighty (180) day notice period ends. The County agrees to pay the full consideration due to the City through the end of the Contract Year during which the one hundred eighty (180) day notice period ends.

Section 7. Authorization.

This Agreement has been duly authorized by the governing bodies of the City and the County.

Section 8. Severability.

If any portion of this Agreement shall be declared illegal or held unenforceable for any reason, the remaining portions hereof shall continue in full force and effect.

Section 9. Amendments.

This Agreement represents the complete understanding of the City and the County with respect to the matters described herein, and this Agreement may not be amended or altered without the written consent of both the County and the City.

Section 10. Governing Law.

This Agreement shall be governed by the laws of the State of Texas.

Section 11. Governmental Functions; Liability; No Waiver of Immunity or Defenses.

Notwithstanding any provision to the contrary herein, this Agreement is a contract for and with respect to the performance of governmental functions by governmental entities.

(a) The services provided for herein are governmental functions, and the Parties shall be engaged in the conduct of a governmental function while providing and/or performing any service pursuant to this Agreement.

(b) The relationship of the Parties shall, with respect to that part of any service or function undertaken as a result of or pursuant to this Agreement, be that of independent contractors.

(c) Nothing contained herein shall be deemed or construed by the Parties, or by any third party, as creating the relationship of principal and agent, partners, joint venturers, or any other similar such relationship between the Parties.

(d) Each Party shall have no liability whatsoever for the actions of, or failure to act by, any employees, agents, representatives, or assigns of the other Party in connection with the Agreement. Each Party covenants and agrees, to the extent permitted by law, that it shall

be solely responsible, as between the Parties, for and with respect to any claim or cause of action arising out of or with respect to any act, omission, or failure to act by its respective employees, agents, representatives, or assigns, in connection therewith.

(e) Each Party reserves and does not waive any defense available to it at law or in equity as to any claim or cause of action whatsoever that may arise or result from or in connection with this Agreement. This Agreement shall not be interpreted nor construed to give to any third party the right to any claim or cause of action, and neither Party shall be held legally liable for any claim or cause of action arising pursuant to or in connection with this Agreement except as specifically provided herein or by law.

(f) Neither Party waives or relinquishes any immunity or defense on behalf of itself, its commissioners, councilmembers, officers, employees, and agents as a result of the execution of this Agreement and the performance of the covenants and agreements contained herein.

[The remainder of this page intentionally left blank.]

IN WITNESS WHEREOF, the undersigned have entered into this Emergency Medical Services Interlocal Agreement, effective as of the date first above written.

CITY OF SCHERTZ, TEXAS

By_____
City Manager

GUADALUPE COUNTY, TEXAS

By_____
Guadalupe County Judge

By_____
Guadalupe County Commissioner Precinct 1

By_____
Guadalupe County Commissioner Precinct 2

By_____
Guadalupe County Commissioner Precinct 3

By_____
Guadalupe County Commissioner Precinct 4

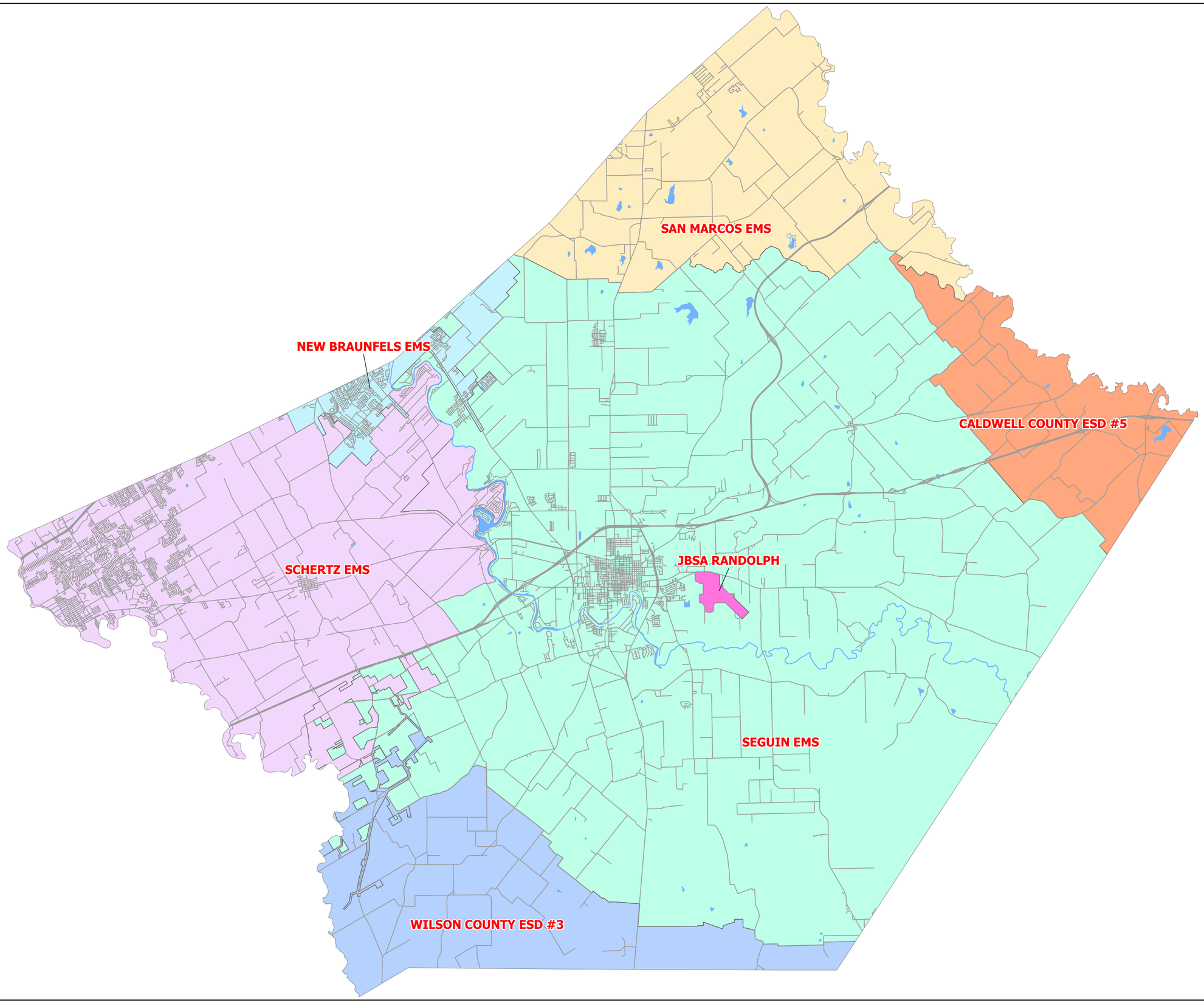

SCHERTZ
COMMUNITY ★ SERVICE ★ OPPORTUNITY

Last update: AUG 12, 2026

City of Schertz, GIS Manager: Alison Stehle,
gis@schertz.com (210) 619-1185

The City of Schertz provides this Geographic Information System product "as is" without any express or implied warranty of any kind including but not limited to the implied warranties of merchantability and fitness for a particular purpose. In no event shall The City of Schertz be liable for any special, indirect, or consequential damages or any damages whatsoever arising out of or in connection with the use of or performance of these materials. Information published in this product could include technical inaccuracies or typographical errors. Periodical changes may be added to the information herein. The City of Schertz may make improvements and/or changes in the product(s) described herein at any time.

EMS Response Districts

- JBSA RANDOLPH
- CALDWELL COUNTY ESD #5
- NEW BRAUNFELS EMS
- SAN MARCOS EMS
- SCHERTZ EMS
- SEGUIN EMS
- WILSON COUNTY ESD #3

N
W E
S

Agenda No. 5.

CITY COUNCIL MEMORANDUM

City Council Meeting:	**September 15, 2026**
Department:	**City Secretary**
Subject:	**Resolution 26-R-102 - Authorizing Amendment 1 to the EMS Interlocal agreements with multiple governmental entities for the provision of Emergency Medical Services (EMS Chief Jason Mabbitt)**

BACKGROUND

Schertz Emergency Medical Services provides regional emergency medical services to the communities of Schertz, Cibolo, Live Oak, Marion, Santa Clara, New Berlin, Selma and Universal City. We also serve Comal County ESD # 6 (which includes the City of Garden Ridge) and JBSA-Randolph AFB.

Schertz EMS is also responsible for the Guadalupe County EMS Contract in which we cover the western portion of Guadalupe County and have Inter-Local Agreements in place with the City of Seguin, Caldwell County ESD#5, San Marcos/Hays County EMS and Wilson County ESD#3 to cover the remaining portions of the unincorporated areas of Guadalupe County.

The City of Schertz and multiple governmental entities entered into an Interlocal Agreement effective October 1, 2023 for the provision of emergency medical services. These amendments will extend the agreements for the City of Seguin, Caldwell County ESD#5, and Wilson County ESD#3 by two years.

The agreement for San Marcos/Hays County EMS is being replaced by a separate agreement with the City of San Marcos - Resolution 26-R-097.

GOAL

To approve the attached amendments replacing Section 3 (Term and Renewal) and Section 4 (Consideration).

COMMUNITY BENEFIT

To continue to provide ambulance services to the unincorporated areas of Guadalupe County.

SUMMARY OF RECOMMENDED ACTION

Staff recommends approval of Amendment 1 to the EMS Interlocal agreements with multiple governmental entities for the provision of Emergency Medical Services.

FISCAL IMPACT

We are proposing a total revenue of $1,484,904.61 for FY27 (15% increase) and $1,633,395.07 for FY28 (10% increase) from Guadalupe County. Our portion will be $494,851.81 for FY27 and $544,337.00 for FY28. The remaining balance will be distributed to the City of Seguin, City of San Marcos, Caldwell County ESD#5 and Wilson County ESD#3:

	FY27	FY28
City of Seguin	$706,960.15	$777,656.17
City of San Marcos	$148,719.12	$163,591.03
Caldwell County ESD#5	$60,496.94	$66,546.63
Wilson County ESD#3	$73,876.59	$81,264.24

RECOMMENDATION

Approval of Resolution 26-R-102.

Attachments

Resolution 26-R-102 with attachments

County Interlocal Agreement

Map

RESOLUTION NO. 26-R-102

A RESOLUTION BY THE CITY COUNCIL OF THE CITY OF SCHERTZ, TEXAS AUTHORIZING AMENDMENT 1 (ONE) TO THE EMS INTERLOCAL AGREEMENTS WITH MULTIPLE GOVERNMENTAL ENTITIES FOR THE PROVISION OF EMERGENCY MEDICAL SERVICES AND OTHER MATTERS IN CONNECTION THEREWITH

WHEREAS, the City of Schertz entered into an Interlocal Agreement with multiple governmental entities effective as of October 1, 2023 for the provision of Emergency Medical Services; and

WHEREAS, the City of Schertz has determined that the provision of certain emergency medical services is a public purpose and within their statutory powers of government; and

WHEREAS, the City of Schertz wishes to amend the Interlocal Agreements with multiple governmental entities for the provision of emergency medical services; and

WHEREAS, the City Council hereby finds that the amendments are reasonable and necessary for the safety and welfare of the general public; and

WHEREAS, the City Council authorizes the City Manager to amend the Interlocal Agreements and take any additional action reasonably necessary to ensure such amendments are executed.

NOW THEREFORE, BE IT RESOLVED BY THE CITY COUNCIL OF THE CITY OF SCHERTZ, TEXAS THAT:

Section 1. The City Council hereby authorizes the City Manager to amend the interlocal agreement with the City of Seguin for emergency medical services as set forth in Exhibit A.

Section 2. The City Council hereby authorizes the City Manager to amend the interlocal agreement with Caldwell County ESD#5 for emergency medical services as set forth in Exhibit B.

Section 3. The City Council hereby authorizes the City Manager to amend the interlocal agreement with Wilson County ESD#3 for emergency medical services as set forth in Exhibit C.

Section 4. The recitals contained in the preamble hereof are hereby found to be true, and such recitals are hereby made a part of this Resolution for all purposes and are adopted as a part of the judgment and findings of the City Council.

Section 5. All resolutions, or parts thereof, which are in conflict or inconsistent with any provision of this Resolution are hereby repealed to the extent of such conflict, and the provisions of this Resolution shall be and remain controlling as to the matters resolved herein.

Section 6. This Resolution shall be construed and enforced in accordance with the laws of the State of Texas and the United States of America.

Section 7. If any provision of this Resolution or the application thereof to any person or circumstance shall be held to be invalid, the remainder of this Resolution and the application of such provision to other persons and circumstances shall nevertheless be valid, and the City Council hereby declares that this Resolution would have been enacted without such invalid provision.

Section 8. It is officially found, determined, and declared that the meeting at which this Resolution is adopted was open to the public and public notice of the time, place, and subject matter of the public business to be considered at such meeting, including this Resolution, was given, all as required by Chapter 551, Texas Government Code, as amended.

Section 9. This Resolution shall be in force and effect from and after its final passage, and it is so resolved.

PASSED AND ADOPTED, this ____ day of _____, 2026.

CITY OF SCHERTZ, TEXAS

_____
Ralph Rodriguez, Mayor

ATTEST:

_____
Sheila Edmondson, City Secretary

(CITY SEAL)

Exhibit A

STATE OF TEXAS	§	AMENDMENT NUMBER 1 TO THE INTERLOCAL AGREEMENT BETWEEN THE CITY OF SEGUIN AND THE CITY OF SCHERTZ, TEXAS, FOR EMERGENCY MEDICAL SERVICES
	§	
COUNTY OF GUADALUPE	§	

This Amendment No. 1 (the "Amendment") is made and entered into as of the 1ST day of October 2026, by and between the City of Schertz, a political subdivision of the State of Texas (hereinafter referred to as "City"), and the City of Seguin, a political subdivision of the State of Texas (hereafter referred to as "Seguin").

WHEREAS, Guadalupe County (the "County") contracts with the City of Schertz for the provision of emergency medical services in the unincorporated areas of the County; and

WHEREAS, the City of Seguin and the City of Schertz have previously entered into an interlocal agreement wherein the two cities split up the unincorporated areas in order to provide efficient and timely service to residents who need emergency medical service; and

WHEREAS, it is in the public interest that the City of Seguin and the City of Schertz enter into the attached lnterlocal Agreement for these emergency medical services.

WHEREAS, the City and Seguin have determined that the provision of certain emergency medical services is a public purpose and within their statutory powers of government;

NOW, THEREFORE, the City and Seguin agree to amend the Agreement as follows:

Subsections c), d), h), and i) of Section 1 of the Agreement is replaced and superseded by the following new subsections.

c) Seguin agrees that during the term of the Agreement, it shall use available EMS resources to respond to requests for service on a next-available-ambulance basis regardless of call location within the Seguin coverage area. The Parties recognize that Seguin will not exhaust and deploy <u>all</u> EMS resources outside the corporate limits of Seguin at the same time, but will retain at least a minimal threshold of resources within the corporate limits to continue providing emergency services in Seguin. In the event a request for service cannot be filled by Seguin, it will invoke Mutual Aid pursuant to Section 7, below, until such time that it has the resources to provide the response.

(d) Seguin agrees to use every effort possible to maintain an average monthly response time of thirteen (13) minutes on responses not to include cancellations, transfers, standbys, or un-safe scenes in which law enforcement must make the scene safe prior to entry. Response time shall be defined as the period of time starting when a Seguin ambulance is notified of an emergency response and ending when an ambulance arrives on location of the emergency. The Parties recognize and agree that response times may greatly vary over such a large service area (approximately 440 square miles).

(h) The Parties agree to maintain Mutual Aid agreements with multiple agencies, including each other, to provide appropriate responses during times of high call volume or multiple casualty incidents.

(i) Seguin agrees to coordinate and respond with all Guadalupe County First Responders including Medical Direction and coordination of responses.

Section 3 of the Agreement is replaced and superseded by the following new Section 3

3. Term and Renewal

a) This Agreement shall be for a term commencing with the effective date of October 1, 2026, through and including September 30, 2028 (the "Term") unless either party to this Agreement notifies the other party in writing that it wishes to terminate this Agreement. Such notice shall be provided by registered or certified mail not less than one hundred eighty (180) days prior to the end of the Term.

Section 4 of the Agreement is replaced and superseded by the following new Section 4

4. Consideration

a) In consideration of Seguin's provision of Emergency Medical Services during the Term, Schertz agrees to pay Seguin twelve (12) equal monthly installments within fifteen (15) days of each month as outlined below:

Fiscal Year 2027 – $706,960.15
Fiscal Year 2028 – $777,656.17

b) Schertz retains the right to negotiate with one or more sub-contractors for the provision of EMS to the County on an annual basis with respect to territory coverage, call volume and other considerations so that Schertz may facilitate the highest levels of EMS service being provided at all times throughout all areas of the County.

c) Schertz agrees not to withhold monthly installments for any reason other than monthly reports not being received from Seguin in a timely manner. Alleged failure to perform shall be addressed in accordance with this Agreement but shall not be reason to withhold payments.

d) Schertz agrees that, in addition to the fee payable by Schertz to Seguin pursuant to Section 4(a), Seguin and its contracted designees will make every attempt to bill and collect from the patient's insurance company. In no event shall Schertz or the County be responsible for payment of such patient charges.

All other requirements, terms, and conditions in the Agreement that are not hereby amended are to remain in full force and effect.

IN WITNESS WHEREOF, the PARTIES hereto, acting under the authority of their respective governing bodies, have caused this amendment to be duly executed as of this 1st day of October 2026.

CITY OF SCHERTZ:

By: _____

Name: Steve Williams

Title: City Manager

DATE: _____

CITY OF SEGUIN:

By: _____

Name: Steve Parker

Title: City Manager

DATE: _____

Exhibit B

STATE OF TEXAS	§	AMENDMENT NUMBER 1 TO THE INTERLOCAL AGREEMENT BETWEEN CALDWELL COUNTY ESD#5 AND THE CITY OF SCHERTZ, TEXAS, FOR EMERGENCY MEDICAL SERVICES
	§	
COUNTY OF GUADALUPE	§	

This Amendment No. 1 (the "Amendment") is made and entered into as of the 1ST day of October 2026, by and between the City of Schertz, a political subdivision of the State of Texas (hereinafter referred to as "City"), and Caldwell County ESD#5, a political subdivision of the State of Texas (hereafter referred to as "Caldwell County").

WHEREAS, Guadalupe County (the "County") contracts with the City of Schertz for the provision of emergency medical services in the unincorporated areas of the County; and

WHEREAS, Caldwell County and the City of Schertz have previously entered into an interlocal agreement wherein the two cities split up the unincorporated areas in order to provide efficient and timely service to residents who need emergency medical service; and

WHEREAS, it is in the public interest that the Caldwell County and the City of Schertz enter into the attached lnterlocal Agreement for these emergency medical services.

WHEREAS, the City and Caldwell County have determined that the provision of certain emergency medical services is a public purpose and within their statutory powers of government;

NOW, THEREFORE, the City and Caldwell County agree to amend the Agreement as follows:

Section 3 of the Agreement is replaced and superseded by the following new Section 3

3. Term and Renewal

a) This Agreement shall be for a term commencing with the effective date of October 1, 2026, through and including September 30, 2028 (the "Term") unless either party to this Agreement notifies the other party in writing that it wishes to terminate this Agreement. Such notice shall be provided by registered or certified mail not less than one hundred eighty (180) days prior to the end of the Term.

Section 4 of the Agreement is replaced and superseded by the following new Section 4

4. Consideration

a) In consideration of Caldwell County's provision of Emergency Medical Services during the Term, Schertz agrees to pay Caldwell County twelve (12) equal monthly installments within fifteen (15) days of each month as outlined below:

Fiscal Year 2027 – $60,496.94
Fiscal Year 2028 – $66,546.63

b) Schertz retains the right to negotiate with one or more sub-contractors for the provision of EMS to the County on an annual basis with respect to territory coverage, call volume and other considerations so that Schertz may facilitate the highest levels of EMS service being provided at all times throughout all areas of the County.

c) Schertz agrees not to withhold monthly installments for any reason other than monthly reports not being received from Caldwell County in a timely manner. Alleged failure to perform shall be addressed in accordance with this Agreement but shall not be reason to withhold payments.

d) Schertz agrees that, in addition to the fee payable by Schertz to Caldwell County pursuant to Section 4(a), Caldwell County and its contracted designees will make every attempt to bill and collect from the patient's insurance company. In no event shall Schertz or the County be responsible for payment of such patient charges.

All other requirements, terms, and conditions in the Agreement that are not hereby amended are to remain in full force and effect.

IN WITNESS WHEREOF, the PARTIES hereto, acting under the authority of their respective governing bodies, have caused this amendment to be duly executed as of this 1st day of October 2026.

CITY OF SCHERTZ:	**CITY OF CALDWELL COUNTY ESD#5:**
By: _____	By: _____
Name: Steve Williams	Name: _____
Title: City Manager	Title: _____

Exhibit C

STATE OF TEXAS	§	AMENDMENT NUMBER 1 TO THE INTERLOCAL AGREEMENT BETWEEN WILSON COUNTY ESD#3 AND THE CITY OF SCHERTZ, TEXAS, FOR EMERGENCY MEDICAL SERVICES
	§	
COUNTY OF GUADALUPE	§	

This Amendment No. 1 (the "Amendment") is made and entered into as of the 1ST day of October 2026, by and between the City of Schertz, a political subdivision of the State of Texas (hereinafter referred to as "City"), and Wilson County ESD#3, a political subdivision of the State of Texas (hereafter referred to as "Wilson County").

WHEREAS, Guadalupe County (the "County") contracts with the City of Schertz for the provision of emergency medical services in the unincorporated areas of the County; and

WHEREAS, Wilson County and the City of Schertz have previously entered into an interlocal agreement wherein the two cities split up the unincorporated areas in order to provide efficient and timely service to residents who need emergency medical service; and

WHEREAS, it is in the public interest that the Wilson County and the City of Schertz enter into the attached lnterlocal Agreement for these emergency medical services.

WHEREAS, the City and Wilson County have determined that the provision of certain emergency medical services is a public purpose and within their statutory powers of government;

NOW, THEREFORE, the City and Wilson County agree to amend the Agreement as follows:

Section 3 of the Agreement is replaced and superseded by the following new Section 3

3. Term and Renewal

a) This Agreement shall be for a term commencing with the effective date of October 1, 2026, through and including September 30, 2028 (the "Term") unless either party to this Agreement notifies the other party in writing that it wishes to terminate this Agreement. Such notice shall be provided by registered or certified mail not less than one hundred eighty (180) days prior to the end of the Term.

Section 4 of the Agreement is replaced and superseded by the following new Section 4

4. Consideration

a) In consideration of Wilson County's provision of Emergency Medical Services during the Term, Schertz agrees to pay Wilson County twelve (12) equal monthly installments within fifteen (15) days of each month as outlined below:

Fiscal Year 2027 – $73,876.59
Fiscal Year 2028 – $81,264.24

b) Schertz retains the right to negotiate with one or more sub-contractors for the provision of EMS to the County on an annual basis with respect to territory coverage, call volume and other considerations so that Schertz may facilitate the highest levels of EMS service being provided at all times throughout all areas of the County.

c) Schertz agrees not to withhold monthly installments for any reason other than monthly reports not being received from Wilson County in a timely manner. Alleged failure to perform shall be addressed in accordance with this Agreement but shall not be reason to withhold payments.

d) Schertz agrees that, in addition to the fee payable by Schertz to Wilson County pursuant to Section 4(a), Wilson County and its contracted designees will make every attempt to bill and collect from the patient's insurance company. In no event shall Schertz or the County be responsible for payment of such patient charges.

All other requirements, terms, and conditions in the Agreement that are not hereby amended are to remain in full force and effect.

IN WITNESS WHEREOF, the PARTIES hereto, acting under the authority of their respective governing bodies, have caused this amendment to be duly executed as of this 1st day of October 2026.

CITY OF SCHERTZ:	**CITY OF WILSON COUNTY ESD#3:**
By: _____	By: _____
Name: Steve Williams	Name: _____
Title: City Manager	Title: _____

RESOLUTION NO. 23-R-59

A RESOLUTION BY THE CITY COUNCIL OF THE CITY OF SCHERTZ, TEXAS AUTHORIZING THE CITY MANAGER TO ENTER INTO AN AGREEMENT WITH GUADALUPE COUNTY FOR AMBULANCE SERVICES, AND OTHER MATTERS IN CONNECTION THEREWITH

WHEREAS, the City of Schertz EMS provides ambulance services to the surrounding communities and emergency services districts; and

WHEREAS, the County desires to contract with the City for the provision of certain emergency medical services within the unincorporated area of the County in order to preserve and protect the health and safety of persons within the County; and

WHEREAS, the City and the County have determined to enter into this Agreement relating to the provision of certain emergency medical services within the unincorporated areas of the County and to set out the terms, rights, duties, and responsibilities of the City and the County with respect thereto; and

WHEREAS, the City and the County have determined that the provision of certain emergency medical services is a public purpose and within their statutory powers of government; and

WHEREAS, the City and the County are political subdivisions of the State of Texas and are authorized to execute this Agreement pursuant to the Texas Government Code Chapter 791.001, as amended; and

WHEREAS, City Staff recommends that City Council authorize the City Manager to enter into an agreement with Guadalupe County for ambulance services.

BE IT RESOLVED BY THE CITY COUNCIL OF THE CITY OF SCHERTZ, TEXAS THAT:

Section 1. The City Council hereby authorizes the City Manager to enter into an agreement with Guadalupe County for ambulance services as set forth in Exhibit A.

Section 2. The recitals contained in the preamble hereof are hereby found to be true, and such recitals are hereby made a part of this Resolution for all purposes and are adopted as a part of the judgment and findings of the City Council.

Section 3. All resolutions, or parts thereof, which are in conflict or inconsistent with any provision of this Resolution are hereby repealed to the extent of such conflict, and the provisions of this Resolution shall be and remain controlling as to the matters resolved herein.

Section 4. This Resolution shall be construed and enforced in accordance with the laws of the State of Texas and the United States of America.

Section 5. If any provision of this Resolution or the application thereof to any person or circumstance shall be held to be invalid, the remainder of this Resolution and the application of such provision to other persons and circumstances shall nevertheless be valid, and the City Council hereby declares that this Resolution would have been enacted without such invalid provision.

Section 6. It is officially found, determined, and declared that the meeting at which this Resolution is adopted was open to the public and public notice of the time, place, and subject matter of the public business to be considered at such meeting, including this Resolution, was given, all as required by Chapter 551, Texas Government Code, as amended.

Section 7. This Resolution shall be in force and effect from and after its final passage, and it is so resolved.

PASSED AND ADOPTED, this 18th day of July 2023.

CITY OF SCHERTZ, TEXAS

Ralph Gutierrez, Mayor

ATTEST:

Sheila Edmondson, City Secretary

EMERGENCY MEDICAL SERVICES INTERLOCAL AGREEMENT

This Emergency Medical Services Agreement, effective as of October 1, 2023 (this "Agreement"), is between the City of Schertz, Texas, a political subdivision of the State of Texas (the "City"), and Guadalupe County, a political subdivision of the State of Texas (the "County").

WHEREAS, the City has an emergency medical services department known as Schertz EMS (the "Department"), which provides certain emergency services within the City and, by interlocal agreement, within other jurisdictions;

WHEREAS, the County desires to contract with the City for the provision of certain emergency medical services within the unincorporated area of the County in order to preserve and protect the health and safety of persons within the County;

WHEREAS, the City and the County have determined to enter into this Agreement relating to the provision of certain emergency medical services within the unincorporated areas of the County and to set out the terms, rights, duties, and responsibilities of the City and the County with respect thereto;

WHEREAS, the City and the County have determined that the provision of certain emergency medical services is a public purpose and within their statutory powers of government; and

WHEREAS, the City and the County are political subdivisions of the State of Texas and are authorized to execute this Agreement pursuant to the Texas Government Code Chapter 791.001, as amended;

NOW, THEREFORE, THE CITY AND THE COUNTY, ACTING BY AND THROUGH THEIR DULY AUTHORIZED OFFICERS, HEREBY COVENANT AND AGREE AS FOLLOWS:

Section 1. <u>Responsibilities of the City.</u>

(a) The City agrees that during the term of this Agreement the Department or its contracted designees shall respond to all calls for emergency medical assistance and emergency medical transport and advanced life support service with mobile intensive care unit capability (the "Emergency Medical Services") within the unincorporated jurisdiction of the County (the "Service Area"). The City agrees that during the Term of this Agreement the Department or its contracted designees shall respond to all requests for service on a next-available-ambulance basis regardless of call location.

(b) The City agrees to use every effort possible to maintain an average monthly response time of thirteen (13) minutes on responses not to include cancellations, transfers, standbys or un-safe scenes in which law enforcement must make the scene safe prior to entry. Response time shall be defined as the period of time starting when a Department ambulance is notified of an emergency response and ending when an ambulance arrives on location of the emergency.

(c) The City agrees to dedicate a minimum of thirteen (13) ambulances of its own or its contracted designees that will be strategically positioned in and/or around the County to maintain response times in accordance with this Agreement.

(d) The City and County shall arrange for all requests for assistance to be sent directly to the Department or its contracted designees by 911-telephone transfer or by the County alerting the Department via agreed radio frequency. Such dispatch services shall be redundant and use mechanisms as provided by the Bexar Metro 911 District.

(e) The City agrees to maintain a Medical Director for the Department and its contracted designees as required by the Texas Department of State Health Services (DSHS). Any change in Medical Director of the Department or its contracted designees shall be reported to the County Emergency Services Administrator within ten (10) business days.

(f) The City and its contracted designees will maintain Mutual Aid agreements with multiple agencies to provide for appropriate responses during times of high call volume or multiple casualty incidents.

(g) The City agrees to coordinate and respond with all Guadalupe County First Responders including Medical Direction, coordination of responses, re-supply of medical supplies used on emergency medical responses, responder credentialing, and a minimum of twenty (20) hours of continuing medical education annually. The City shall report any deficiencies in First Responder credentialing to the County Emergency Services Administrator as soon as possible.

(b) The City agrees to provide for dedicated event ambulance standby and emergency personnel for standby upon request of the County Emergency Services Administrator, County Sherriff's Department, Fire Chief's or Incident Commander, at no additional charge to the County, when there is reason to believe a life threatening public emergency presently exists or is imminent in the County, which includes stand-by at fire, rescue and hazardous materials response incidents.

(i) The City agrees to provide, a minimum of, two (2) SWAT medics to the Guadalupe County SWAT team at no additional costs to the County.

(j) The City and Department shall observe and comply with all applicable federal, state, county and City laws, rules, ordinances, and regulations which in any manner affect the provision of the services described in this Agreement and shall perform such services in a professional manner in accordance with standard emergency medical services practice.

(k) The City agrees to maintain insurance through the Texas Municipal League as outlined in its response to the County's Request for Proposal. Any changes in coverage by either the

City or the Texas Municipal League will be reported in writing to the County Emergency Services Administrator within ten (10) days of such change becoming effective.

(l) The City agrees to provide the County with the Department's run statistics for responses in the Service Area. These reports shall provide the county with the number of calls, location of calls, transports, response times, and type of call (medical/trauma) in the Service Area. These reports shall be sent to the County Emergency Services Administrator each month before the 10th day of the following month. Due to patient privacy considerations, reports containing specific protected health information as defined by the Health Insurance Portability and Accountability Act of 1996 and other applicable laws shall not be made available to the County without the appropriate written consent of the patient or the patient's authorized representative or without a specific court order.

(m) The City shall provide the County with a current list of all its contracted designees that may provide Emergency Medical Services under this Agreement.

Section 2. Responsibilities of the County.

(a) The County agrees to have the County Emergency Services Administrator determine which agencies are Guadalupe County First Responders and report any changes to the City within ten (10) calendar days.

(b) The County agrees to conduct all Emergency Medical Services related business and customer complaints within unincorporated areas of Guadalupe County with the City only. The County agrees not to discuss any Emergency Medical Services related issues with any of the City's contracted designees without a representative of the City present. The City agrees to provide feedback regarding Emergency Medical Services issues and customer complaints within forty-eight (48) hours after receiving them from the County.

(c) The County agrees to appoint an Emergency Medical Services Contract Administrator and to arrange for quarterly meetings to discuss any issues relating to this Agreement or any other provision of emergency medical services within unincorporated Guadalupe County.

Section 3. Term and Renewal.

This Agreement shall be for a term commencing with the effective date of October 1, 2023, through and including September 30, 2026 (the "Term"). This Agreement may be extended as set forth in Section 4 and shall be renewed for additional two (2) year terms (each, a "Renewal Term") in writing no later than one hundred eighty (180) days prior to the end of the Term unless either party to this Agreement notifies the other party in writing that it wishes to terminate this Agreement. Such notice shall be provided by registered or certified mail not less than one hundred eighty (180) days prior to the end of the Initial Term or any Renewal Term.

Section 4. Consideration.

(a) In consideration of the City's provision of the Emergency Medical Services during the Initial Term, the County agrees to pay the City $1,020,728.38 annually, payable in twelve (12) equal monthly installments within thirty (30) days after satisfactory acceptance by the County of all completed services.

(b) Prior to the beginning of each year, the County agrees to increase the fee based on the percentage increase for the previous twelve (12) month period in the "Medical Care" component of the Consumer Price Index (CPI), not to exceed ten (10%) percent of the annual fee for the previous year.

(c) The County agrees that, in addition to the fee payable by the County to the City pursuant to Section 4(a), the City and its contracted designees will make every attempt to bill and collect from the patient's insurance company. The City nor its contracted designees have contracts with insurance companies; therefore we will not waive the unpaid portion of the bill for any services rendered to them by the Department.

Section 5. Failure to Perform.

The City agrees to maintain response time reliability as outlined in Section 1(b). In the event that the City fails to maintain such reliability, a $2,500 fee will be assessed per month not meeting the minimum requirements.

Section 6. Termination of this Agreement.

(a) This Agreement shall remain in effect until Agreement expires, completion and acceptance of services or default. The County reserves the right to terminate the contract with a 90 day notice in the event the City fails to (i) meet delivery or completion schedules, or otherwise perform in accordance with the accepted proposal or (ii) breach of contract or default authorizes the County to award to another Proposer, purchase elsewhere and charge the full increase cost to the defaulting City.

(b) If the City or County determines it no longer wants to maintain this Agreement at the end of the Term or at the end of any Renewal Term, it shall notify the other party in writing not

less than one hundred eighty (180) days prior to the end date of the current Term, subject to Sections 5 and 6(c), the City agrees to continue to provide service to the end of the current Term and the County agrees to continue payments for all services rendered.

(c) Either party may terminate this Agreement without cause by giving not less than one hundred eighty (180) days' notice in writing to the other party. When such notice is provided, the City agrees to continue to provide service until the end of the Contract Year during which the one hundred eighty (180) day notice period ends. The County agrees to pay the full consideration due to the City through the end of the Contract Year during which the one hundred eighty (180) day notice period ends.

Section 7. Authorization.

This Agreement has been duly authorized by the governing bodies of the City and the County.

Section 8. Severability.

If any portion of this Agreement shall be declared illegal or held unenforceable for any reason, the remaining portions hereof shall continue in full force and effect.

Section 9. Amendments.

This Agreement represents the complete understanding of the City and the County with respect to the matters described herein, and this Agreement may not be amended or altered without the written consent of both the County and the City.

Section 10. Governing Law.

This Agreement shall be governed by the laws of the State of Texas.

Section 11. Governmental Functions; Liability; No Waiver of Immunity or Defenses.

Notwithstanding any provision to the contrary herein, this Agreement is a contract for and with respect to the performance of governmental functions by governmental entities.

(a) The services provided for herein are governmental functions, and the Parties shall be engaged in the conduct of a governmental function while providing and/or performing any service pursuant to this Agreement.

(b) The relationship of the Parties shall, with respect to that part of any service or function undertaken as a result of or pursuant to this Agreement, be that of independent contractors.

(c) Nothing contained herein shall be deemed or construed by the Parties, or by any third party, as creating the relationship of principal and agent, partners, joint venturers, or any other similar such relationship between the Parties.

(d) Each Party shall have no liability whatsoever for the actions of, or failure to act by, any employees, agents, representatives, or assigns of the other Party in connection with the Agreement. Each Party covenants and agrees, to the extent permitted by law, that it shall

be solely responsible, as between the Parties, for and with respect to any claim or cause of action arising out of or with respect to any act, omission, or failure to act by its respective employees, agents, representatives, or assigns, in connection therewith.

(e) Each Party reserves and does not waive any defense available to it at law or in equity as to any claim or cause of action whatsoever that may arise or result from or in connection with this Agreement. This Agreement shall not be interpreted nor construed to give to any third party the right to any claim or cause of action, and neither Party shall be held legally liable for any claim or cause of action arising pursuant to or in connection with this Agreement except as specifically provided herein or by law.

(f) Neither Party waives or relinquishes any immunity or defense on behalf of itself, its commissioners, councilmembers, officers, employees, and agents as a result of the execution of this Agreement and the performance of the covenants and agreements contained herein.

[The remainder of this page intentionally left blank.]

IN WITNESS WHEREOF, the undersigned have entered into this Emergency Medical Services Interlocal Agreement, effective as of the date first above written.

CITY OF SCHERTZ, TEXAS

By_____
City Manager

GUADALUPE COUNTY, TEXAS

By_____
Guadalupe County Judge

By_____
Guadalupe County Commissioner Precinct 1

By_____
Guadalupe County Commissioner Precinct 2

By_____
Guadalupe County Commissioner Precinct 3

By_____
Guadalupe County Commissioner Precinct 4

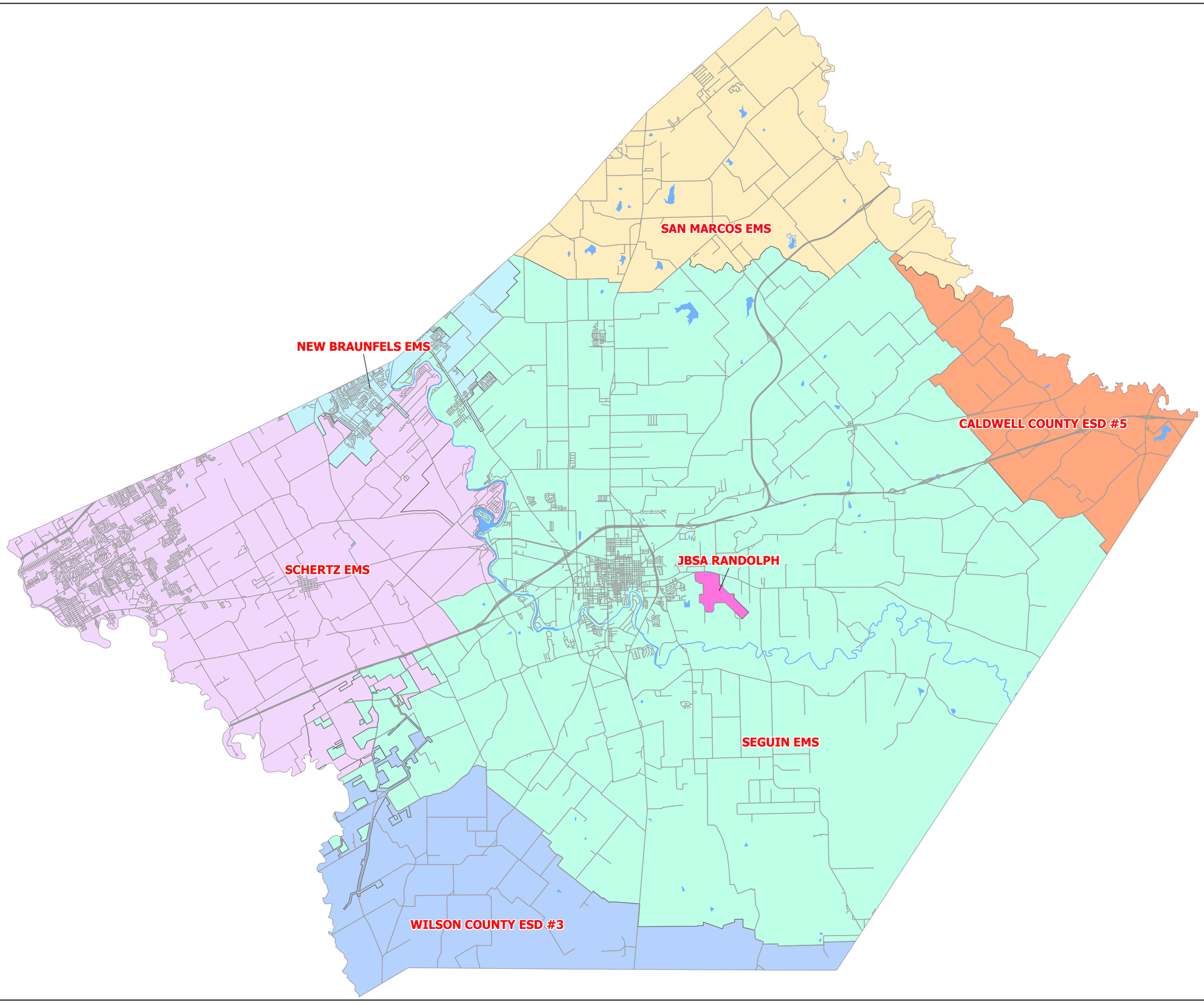

SCHERTZ
COMMUNITY ★ SERVICE ★ OPPORTUNITY

Last update: AUG 12, 2026

City of Schertz, GIS Manager: Alison Stehle,
gis@schertz.com (210) 619-1185

The City of Schertz provides this Geographic Information System product "as is" without any express or implied warranty of any kind including but not limited to the implied warranties of merchantability and fitness for a particular purpose. In no event shall The City of Schertz be liable for any special, indirect, or consequential damages or any damages whatsoever arising out of or in connection with the use of or performance of these materials. Information published in this product could include technical inaccuracies or typographical errors. Periodical changes may be added to the information herein. The City of Schertz may make improvements and/or changes in the product(s) described herein at any time.

EMS Response Districts

- JBSA RANDOLPH
- CALDWELL COUNTY ESD #5
- NEW BRAUNFELS EMS
- SAN MARCOS EMS
- SCHERTZ EMS
- SEGUIN EMS
- WILSON COUNTY ESD #3

N
W E
S

Agenda No. 6.

CITY COUNCIL MEMORANDUM

City Council Meeting:	**September 15, 2026**
Department:	**City Secretary**
Subject:	**Resolution 26-R-097 - Auhorizing an Interlocal Agreement with the City of San Marcos and for a mutual aid agreement for the provision of Emergency Medical Services (EMS Chief Jason Mabbitt)**

BACKGROUND

Schertz Emergency Medical Services provides regional emergency medical services to the communities of Schertz, Cibolo, Live Oak, Marion, Santa Clara, New Berlin, Selma and Universal City. We also serve Comal County ESD # 6 (which includes the City of Garden Ridge) and JBSA-Randolph AFB.

Schertz EMS is also responsible for the Guadalupe County EMS Contract in which we cover the western portion of Guadalupe County and have Inter-Local Agreements in place with the City of Seguin, Caldwell County ESD#5, San Marcos/Hays County EMS and Wilson County ESD#3 to cover the remaining portions of the unincorporated areas of Guadalupe County.

The City of Schertz and Guadalupe County entered into an Interlocal Agreement effective October 1, 2023 for the provision of emergency medical services.

We were notified that San Marcos/Hays County EMS will be dissolving their operation as of September 30, 2026. The City of San Marcos will be taking over EMS services and have agreed to continue providing EMS services to the unincorporated areas of Guadalupe County that SM/HC EMS previously covered. The City of San Marcos City Council approved the agreement on August 18, 2026.

GOAL

To secure an interlocal agreement for allocation of the Guadalupe County Emergency Medical Services contract with the City of San Marcos.

COMMUNITY BENEFIT

To continue to provide ambulance services to the unincorporated areas of Guadalupe County.

SUMMARY OF RECOMMENDED ACTION

Staff recommends approval of the attached resolution authorizing the City Manager to enter into an interlocal agreement for allocation of emergency medical services and for a mutual aid agreement with the City of San Marcos.

FISCAL IMPACT

The total revenue for the Guadalupe County EMS agreement for FY27 will be $1,484,904.61. The City of San Marcos will receive $148,719.12.

RECOMMENDATION

Approval of Resolution 26-R-097.

Attachments

Resolution 26-R-097 with attachments

County EMS Agreement

Map

RESOLUTION 26-R-097

A RESOLUTION BY THE CITY COUNCIL OF THE CITY OF SCHERTZ, TEXAS AUTHORIZING THE CITY MANAGER TO ENTER INTO AN INTERLOCAL AGREEMENT WITH THE CITY OF SAN MARCOS FOR ALLOCATION OF EMERGENCY MEDICAL SERVICES AND FOR A MUTUAL AID AGREEMENT AND OTHER MATTERS IN CONNECTION THEREWITH

WHEREAS, the City of Schertz entered into an Interlocal Agreement with Guadalupe County effective as of October 1, 2023 for the provision of Emergency Medical Services; and

WHEREAS, the City of Schertz has determined that the provision of certain emergency medical services is a public purpose and within their statutory powers of government; and

WHEREAS, Schertz EMS has the need to allocate parts of the Guadalupe County EMS contract with other EMS agencies; and

WHEREAS, it is a benefit to both the City of Schertz and the City of San Marcos to enter into an interlocal and mutual aid agreement;

NOW THEREFORE, BE IT RESOLVED BY THE CITY COUNCIL OF THE CITY OF SCHERTZ, TEXAS THAT:

Section 1. The City Council hereby authorizes the City Manager to enter into an interlocal agreement with the City of San Marcos as outlined in Exhibit A.

Section 2. The recitals contained in the preamble hereof are hereby found to be true, and such recitals are hereby made a part of this Resolution for all purposes and are adopted as a part of the judgment and findings of the City Council.

Section 3. All resolutions, or parts thereof, which are in conflict or inconsistent with any provision of this Resolution are hereby repealed to the extent of such conflict, and the provisions of this Resolution shall be and remain controlling as to the matters resolved herein.

Section 4. This Resolution shall be construed and enforced in accordance with the laws of the State of Texas and the United States of America.

Section 5. If any provision of this Resolution or the application thereof to any person or circumstance shall be held to be invalid, the remainder of this Resolution and the application of such provision to other persons and circumstances shall nevertheless be valid, and the City Council hereby declares that this Resolution would have been enacted without such invalid provision.

Section 6. It is officially found, determined, and declared that the meeting at which this Resolution is adopted was open to the public and public notice of the time, place, and subject matter of the public business to be considered at such meeting, including this Resolution, was given, all as required by Chapter 551, Texas Government Code, as amended.

Section 7. This Resolution shall be in force and effect from and after its final passage, and it is so resolved.

PASSED AND ADOPTED, this _____ day of _____2026.

CITY OF SCHERTZ, TEXAS

_____
Ralph Rodriguez, Mayor

ATTEST:

_____
Sheila Edmondson, City Secretary

Exhibit “A”
Interlocal Agreement

INTERLOCAL AGREEMENT
FOR ALLOCATION OF EMERGENCY MEDICAL SERVICES
AND FOR MUTUAL AID

STATE OF TEXAS

COUNTY OF GUADALUPE

This Interlocal Agreement for Allocation of Emergency Medical Services and for Mutual Aid (this "Agreement"), is between the City of Schertz, Texas ("Schertz"), and the City of San Marcos ("San Marcos"), and shall be effective as of October 1, 2026, for the term stated below. Schertz and San Marcos shall hereafter collectively be referred to as "the Cities" or "the Parties."

WHEREAS, Schertz desires to provide emergency medical services to the unincorporated areas of Guadalupe County (the "County") and is entering into an lnterlocal Agreement for Emergency Medical Services with the County to provide said services (the "County EMS Agreement") which is to be effective on the same effective date of this Agreement; and

WHEREAS, for purposes of facilitating the County EMS Agreement, Schertz desires to allocate between Schertz and San Marcos coverage area, fees, personnel, equipment and other obligations of the County EMS Agreement in exchange for mutual covenants and other consideration hereinafter provided;

NOW, THEREFORE, the Cities/Parties, acting by and through their duly authorized officers, hereby covenant and agree as follows:

Section 1. Responsibilities of San Marcos.

(a) During the term of this Agreement, San Marcos agrees to furnish emergency medical services ("EMS") to the unincorporated areas of the County as described on the map attached hereto as Exhibit "A" ("Service Area").

(b) San Marcos shall respond to all calls for emergency medical assistance and emergency medical transport and advanced life support service with mobile intensive care unit capability (MICU) within the Service Area. San Marcos's MICU units will be staffed with a minimum of one paramedic (preferably with two paramedics) at all times.

(c) San Marcos agrees that during the term of the Agreement, they shall use any available EMS resource to respond to all requests for service on a next-available-ambulance basis regardless of call location within the San Marcos coverage area.

(d) San Marcos agrees to use every effort possible to maintain an average monthly response time of thirteen (13) minutes on responses not to include cancellations, transfers, standbys or un-safe scenes in which law enforcement must make the scene safe prior to entry. Response time shall be defined as the period of time starting when a San Marcos

ambulance is notified of an emergency response and ending when an ambulance arrives on location of the emergency.

(e) Schertz and the County shall arrange for all requests for assistance within the Service Area to be sent directly to San Marcos by 911-telephone transfer or by the County alerting San Marcos via agreed radio frequency.

(f) San Marcos agrees to transport patients to their facilities of choice if their medical condition allows based on their policies and protocols. If the patient condition prevents this, the patient should be transported to the closest most appropriate facility.

(g) San Marcos agrees to maintain a Medical Director as required by the Texas Department of State Health Services (DSHS). Any change in Medical Director shall be reported in writing to Schertz within ten (10) business days.

(h) San Marcos will maintain Mutual Aid agreements with multiple agencies, including Schertz, to provide for appropriate responses during times of high call volume or multiple casualty incidents.

(i) San Marcos agrees to coordinate and respond with all Guadalupe County First Responders including Medical Direction, coordination of responses, and re-supplying of medical supplies used on emergency medical responses.

(j) San Marcos shall observe and comply with all applicable federal, state, county and local laws, rules, ordinances, and regulations which in any manner affect the provision of the services described in this Agreement and shall perform such services in a professional manner in accordance with standard emergency medical services practice.

(k) San Marcos agrees to maintain insurance on its equipment, vehicles, and personnel in the amounts required by the Texas Department of State Health Services for EMS Provider Licensing. Any changes in coverage will be reported in writing to Schertz within ten (10) days of such change becoming effective.

(l) San Marcos agrees to provide Schertz with San Marcos's run statistics for responses in the Service Area. These reports shall provide Schertz with the number of calls, location of calls, transports, response times, and type of call (medical/trauma) in the Service Area. These reports shall be sent to Schertz each month before the 5th day of the following month. Due to patient privacy considerations, reports containing specific protected health information as defined by the Health Insurance Portability and Accountability Act of 1996 and other applicable laws shall not be made available to Schertz without the appropriate written consent of the patient or the patient's authorized representative or without a specific court order.

(m) San Marcos agrees to indemnify Schertz to the extent allowed by law for all actions of San Marcos in connection with carrying out the responsibilities of San Marcos under this Agreement.

(n) It is expressly understood that in the performance of the obligations under this Agreement, each party is an independent contractor with the right to supervise, manage, control, and direct the provision of EMS calls to which it is responding.

Section 2. Responsibilities of Schertz.

(a) Schertz agrees to conduct, at a minimum, biannual meetings with all sub-contractors to discuss service level, customer service issues, and other issues as brought forward by the County Emergency Services Administrator. Any customer service issues brought to Schertz regarding service provided by San Marcos will be forwarded as soon as possible to San Marcos for investigation and resolution.

(b) Schertz agrees to coordinate with the Guadalupe County Emergency Management Office on the designation of recognized County first responders and to report any changes in this designation to San Marcos immediately.

(c) Schertz agrees to involve San Marcos as necessary on all EMS-related issues that occur in the Service Area covered by San Marcos. This would include issues such as ambulance standbys, injury prevention activities, and community education events.

(d) Schertz agrees to indemnify San Marcos to the extent allowed by law for all actions of Schertz in connection with carrying out the responsibilities of Schertz under this Agreement.

Section 3. Term and Renewal.

This Agreement shall be for a term commencing with the effective date of October 1, 2026. This Agreement shall remain in full force and effect for the full term of the County EMS Agreement ("Term") which is two (2) years, including any extensions thereof ("Renewal Term") provided that either San Marcos or Schertz may terminate this Agreement as set forth in Section 6 of this Agreement.

Section 4. Consideration.

(a) In consideration of San Marcos provision of the Emergency Medical Services during the Initial Term, Schertz agrees to pay San Marcos $148,719.12 annually, payable in twelve (12) equal monthly installments within fifteen (15) days of each month for each year of the Initial Term.

(b) If Schertz negotiates any extension of its agreement with the County and there is any increase or decrease of fees, Schertz shall negotiate with all sub-contractors to provide additional consideration as outlined by Schertz's agreement with the County.

(c) Schertz retains the right to negotiate with one or more sub-contractors for the provision of EMS to the County on an annual basis with respect to territory coverage, call volume and other considerations so that Schertz may facilitate the highest levels of EMS service being provided at all times throughout all areas of the County.

(d) Schertz agrees not to withhold monthly installments for any reason other than monthly reports not being received from San Marcos in a timely manner. Alleged failure to perform shall be addressed in accordance with this Agreement but shall not be reason to withhold payments.

(e) Schertz agrees that, in addition to the fee payable by Schertz to San Marcos pursuant to Section 4(a), San Marcos and its contracted designees will make every attempt to bill and collect from the patient's insurance company. In no event shall Schertz or the County be responsible for payment of such patient charges.

Section 5. Failure to Perform.

(a) San Marcos agrees to maintain response time reliability as outlined in Section l(d). In the event that San Marcos fails to maintain response time reliability as outlined in Section l(d), San Marcos will report this fact to Schertz and a meeting will be called to discuss the circumstances that led to this failure to perform.

(b) Schertz may, at its discretion, place San Marcos on a ninety (90) day remediation period. During this time, San Marcos will provide reports as to the steps it is taking to correct the poor performance and the current response time reliability.

(c) San Marcos agrees to make every effort possible to fulfill their responsibilities in assisting Schertz in maintaining compliance with the County's expectations as outlined by this Agreement. If San Marcos's performance or lack thereof could harm the overall viability of Schertz's agreement with the County, Schertz may, after a 90-day notice, terminate this agreement with San Marcos. All monies owed for the service provided until the actual date of termination will be paid to San Marcos.

Section 6. Termination of this Agreement.

(a) This Agreement shall remain in effect until Agreement expires, completion and acceptance of services or default. Schertz reserves the right to terminate the contract with a 90 day written notice. Either party may terminate this Agreement without cause by giving not less than one hundred twenty (120) days' notice in writing to the other party. When such notice is provided, San Marcos agrees to continue to provide service until the one hundred twenty (120) day notice period ends. Schertz agrees to pay the full consideration due to San Marcos through the one hundred twenty (120) day notice period.

Section 7. Mutual Aid.

(a) San Marcos and Schertz expressly acknowledge and agree that, in certain instances, the other party may not be able to respond to an EMS call within its allocated service area. In such instances, the parties agree to provide each other with mutual aid and to dispatch equipment and/or personnel in accordance with and subject to the terms and conditions hereinafter set forth.

(b) The Parties agree to provide EMS to each other upon a request for assistance from the EMS Chief, Fire Chief, Battalion Chief, City Manager or other authorized individual as designated in writing by the respective City.

(c) Although each party will endeavor to respond to all requests for assistance, nothing herein shall be construed as imposing any absolute duty or obligation upon any party to respond to any particular request for services. The provision of EMS to each party's own area of responsibility shall always remain the primary function of that party's department.

(d) The responding party shall report with its equipment and/or personnel to the location requested by the dispatcher and shall remain there to render the assistance required. Should the responding party be dispatched to a location at which the requesting party has already arrived, the responding party agrees to work under the authority of the requesting party upon arrival at the scene.

(e) In the event one party cannot or is unable to respond to a request for assistance, that party shall immediately notify the party requesting such assistance.

(f) All claims for workers compensation or other benefits arising out of the performance of this Agreement shall be the sole responsibility of the party which is the general employer or supervisor of the person filing such claim.

(g) At no time shall the employees of a responding party be considered borrowed servants or on loan to the requesting party.

Section 8. Authorization. This Agreement has been duly authorized by the governing bodies of San Marcos and Schertz.

Section 9. Severability. If any portion of this Agreement shall be declared illegal or held unenforceable for any reason, the remaining portions hereof shall continue in full force and effect.

Section 10. Amendments. This Agreement represents the complete understanding of San Marcos and Schertz with respect to the matters described herein, and this Agreement may not be amended or altered without the written consent of both parties.

Section 11. Governing Law. This Agreement shall be governed by the laws of the State of Texas.

Section 12. Governmental Functions; Liability; No Waiver of Immunity or Defenses. Notwithstanding any provision to the contrary herein, this Agreement is a contract for and with respect to the performance of governmental functions by governmental entities.

(a) The services provided for herein are governmental functions, and the Parties shall be engaged in the conduct of a governmental function while providing and/or performing any service pursuant to this Agreement.

(b) The relationship of the Parties shall, with respect to that part of any service or function undertaken as a result of or pursuant to this Agreement, be that of independent contractors.

(c) Nothing contained herein shall be deemed or construed by the Parties, or by any third party, as creating the relationship of principal and agent, partners, joint ventures, or any other similar such relationship between the Parties.

(d) Each Party shall have no liability whatsoever for the actions of, or failure to act by, any employees, agents, representatives, or assigns of the other Party in connection with the Agreement. Each Party covenants and agrees, to the extent permitted by law, that it shall be solely responsible, as between the Parties, for and with respect to any claim or cause of action arising out of or with respect to any act, omission, or failure to act by its respective employees, agents, representatives, or assigns, in connection therewith.

(e) Each Party reserves and does not waive any defense available to it at law or in equity as to any claim or cause of action whatsoever that may arise or result from or in connection with this Agreement. This Agreement shall not be interpreted nor construed to give to any third party the right to any claim or cause of action, and neither Party shall be held legally liable for any claim or cause of action arising pursuant to or in connection with this Agreement except as specifically provided herein or by law.

(f) Neither Party waives or relinquishes any immunity or defense on behalf of itself, its commissioners, councilmembers, officers, employees, and agents as a result of the execution of this Agreement and the performance of the covenants and agreements contained herein.

[Signatures and acknowledgements on the following pages]

INTERLOCAL COOPERATION AGREEMENT BETWEEN THE CITY OF SCHERTZ, TEXAS AND THE CITY OF SAN MARCOS, TEXAS

The Parties hereto have executed this Agreement as of the dates set forth below to be effective as of the Effective Date.

CITY OF SCHERTZ, TEXAS

By: _____

Steve Williams, City Manager

SIGNATURE PAGE TO

INTERLOCAL COOPERATION AGREEMENT BETWEEN THE CITY OF SCHERTZ, TEXAS AND THE CITY OF SAN MARCOS, TEXAS

CITY OF SAN MARCOS

By: _____

Stephanie Reyes, City Manager

RESOLUTION NO. 23-R-59

A RESOLUTION BY THE CITY COUNCIL OF THE CITY OF SCHERTZ, TEXAS AUTHORIZING THE CITY MANAGER TO ENTER INTO AN AGREEMENT WITH GUADALUPE COUNTY FOR AMBULANCE SERVICES, AND OTHER MATTERS IN CONNECTION THEREWITH

WHEREAS, the City of Schertz EMS provides ambulance services to the surrounding communities and emergency services districts; and

WHEREAS, the County desires to contract with the City for the provision of certain emergency medical services within the unincorporated area of the County in order to preserve and protect the health and safety of persons within the County; and

WHEREAS, the City and the County have determined to enter into this Agreement relating to the provision of certain emergency medical services within the unincorporated areas of the County and to set out the terms, rights, duties, and responsibilities of the City and the County with respect thereto; and

WHEREAS, the City and the County have determined that the provision of certain emergency medical services is a public purpose and within their statutory powers of government; and

WHEREAS, the City and the County are political subdivisions of the State of Texas and are authorized to execute this Agreement pursuant to the Texas Government Code Chapter 791.001, as amended; and

WHEREAS, City Staff recommends that City Council authorize the City Manager to enter into an agreement with Guadalupe County for ambulance services.

BE IT RESOLVED BY THE CITY COUNCIL OF THE CITY OF SCHERTZ, TEXAS THAT:

Section 1. The City Council hereby authorizes the City Manager to enter into an agreement with Guadalupe County for ambulance services as set forth in Exhibit A.

Section 2. The recitals contained in the preamble hereof are hereby found to be true, and such recitals are hereby made a part of this Resolution for all purposes and are adopted as a part of the judgment and findings of the City Council.

Section 3. All resolutions, or parts thereof, which are in conflict or inconsistent with any provision of this Resolution are hereby repealed to the extent of such conflict, and the provisions of this Resolution shall be and remain controlling as to the matters resolved herein.

Section 4. This Resolution shall be construed and enforced in accordance with the laws of the State of Texas and the United States of America.

Section 5. If any provision of this Resolution or the application thereof to any person or circumstance shall be held to be invalid, the remainder of this Resolution and the application of such provision to other persons and circumstances shall nevertheless be valid, and the City Council hereby declares that this Resolution would have been enacted without such invalid provision.

Section 6. It is officially found, determined, and declared that the meeting at which this Resolution is adopted was open to the public and public notice of the time, place, and subject matter of the public business to be considered at such meeting, including this Resolution, was given, all as required by Chapter 551, Texas Government Code, as amended.

Section 7. This Resolution shall be in force and effect from and after its final passage, and it is so resolved.

PASSED AND ADOPTED, this 18th day of July 2023.

CITY OF SCHERTZ, TEXAS

Ralph Gutierrez, Mayor

ATTEST:

Sheila Edmondson, City Secretary

EMERGENCY MEDICAL SERVICES INTERLOCAL AGREEMENT

This Emergency Medical Services Agreement, effective as of October 1, 2023 (this "Agreement"), is between the City of Schertz, Texas, a political subdivision of the State of Texas (the "City"), and Guadalupe County, a political subdivision of the State of Texas (the "County").

WHEREAS, the City has an emergency medical services department known as Schertz EMS (the "Department"), which provides certain emergency services within the City and, by interlocal agreement, within other jurisdictions;

WHEREAS, the County desires to contract with the City for the provision of certain emergency medical services within the unincorporated area of the County in order to preserve and protect the health and safety of persons within the County;

WHEREAS, the City and the County have determined to enter into this Agreement relating to the provision of certain emergency medical services within the unincorporated areas of the County and to set out the terms, rights, duties, and responsibilities of the City and the County with respect thereto;

WHEREAS, the City and the County have determined that the provision of certain emergency medical services is a public purpose and within their statutory powers of government; and

WHEREAS, the City and the County are political subdivisions of the State of Texas and are authorized to execute this Agreement pursuant to the Texas Government Code Chapter 791.001, as amended;

NOW, THEREFORE, THE CITY AND THE COUNTY, ACTING BY AND THROUGH THEIR DULY AUTHORIZED OFFICERS, HEREBY COVENANT AND AGREE AS FOLLOWS:

Section 1. <u>Responsibilities of the City.</u>

(a) The City agrees that during the term of this Agreement the Department or its contracted designees shall respond to all calls for emergency medical assistance and emergency medical transport and advanced life support service with mobile intensive care unit capability (the "Emergency Medical Services") within the unincorporated jurisdiction of the County (the "Service Area"). The City agrees that during the Term of this Agreement the Department or its contracted designees shall respond to all requests for service on a next-available-ambulance basis regardless of call location.

(b) The City agrees to use every effort possible to maintain an average monthly response time of thirteen (13) minutes on responses not to include cancellations, transfers, standbys or un-safe scenes in which law enforcement must make the scene safe prior to entry. Response time shall be defined as the period of time starting when a Department ambulance is notified of an emergency response and ending when an ambulance arrives on location of the emergency.

(c) The City agrees to dedicate a minimum of thirteen (13) ambulances of its own or its contracted designees that will be strategically positioned in and/or around the County to maintain response times in accordance with this Agreement.

(d) The City and County shall arrange for all requests for assistance to be sent directly to the Department or its contracted designees by 911-telephone transfer or by the County alerting the Department via agreed radio frequency. Such dispatch services shall be redundant and use mechanisms as provided by the Bexar Metro 911 District.

(e) The City agrees to maintain a Medical Director for the Department and its contracted designees as required by the Texas Department of State Health Services (DSHS). Any change in Medical Director of the Department or its contracted designees shall be reported to the County Emergency Services Administrator within ten (10) business days.

(f) The City and its contracted designees will maintain Mutual Aid agreements with multiple agencies to provide for appropriate responses during times of high call volume or multiple casualty incidents.

(g) The City agrees to coordinate and respond with all Guadalupe County First Responders including Medical Direction, coordination of responses, re-supply of medical supplies used on emergency medical responses, responder credentialing, and a minimum of twenty (20) hours of continuing medical education annually. The City shall report any deficiencies in First Responder credentialing to the County Emergency Services Administrator as soon as possible.

(b) The City agrees to provide for dedicated event ambulance standby and emergency personnel for standby upon request of the County Emergency Services Administrator, County Sherriff's Department, Fire Chief's or Incident Commander, at no additional charge to the County, when there is reason to believe a life threatening public emergency presently exists or is imminent in the County, which includes stand-by at fire, rescue and hazardous materials response incidents.

(i) The City agrees to provide, a minimum of, two (2) SWAT medics to the Guadalupe County SWAT team at no additional costs to the County.

(j) The City and Department shall observe and comply with all applicable federal, state, county and City laws, rules, ordinances, and regulations which in any manner affect the provision of the services described in this Agreement and shall perform such services in a professional manner in accordance with standard emergency medical services practice.

(k) The City agrees to maintain insurance through the Texas Municipal League as outlined in its response to the County's Request for Proposal. Any changes in coverage by either the

City or the Texas Municipal League will be reported in writing to the County Emergency Services Administrator within ten (10) days of such change becoming effective.

(l) The City agrees to provide the County with the Department's run statistics for responses in the Service Area. These reports shall provide the county with the number of calls, location of calls, transports, response times, and type of call (medical/trauma) in the Service Area. These reports shall be sent to the County Emergency Services Administrator each month before the 10th day of the following month. Due to patient privacy considerations, reports containing specific protected health information as defined by the Health Insurance Portability and Accountability Act of 1996 and other applicable laws shall not be made available to the County without the appropriate written consent of the patient or the patient's authorized representative or without a specific court order.

(m) The City shall provide the County with a current list of all its contracted designees that may provide Emergency Medical Services under this Agreement.

Section 2. Responsibilities of the County.

(a) The County agrees to have the County Emergency Services Administrator determine which agencies are Guadalupe County First Responders and report any changes to the City within ten (10) calendar days.

(b) The County agrees to conduct all Emergency Medical Services related business and customer complaints within unincorporated areas of Guadalupe County with the City only. The County agrees not to discuss any Emergency Medical Services related issues with any of the City's contracted designees without a representative of the City present. The City agrees to provide feedback regarding Emergency Medical Services issues and customer complaints within forty-eight (48) hours after receiving them from the County.

(c) The County agrees to appoint an Emergency Medical Services Contract Administrator and to arrange for quarterly meetings to discuss any issues relating to this Agreement or any other provision of emergency medical services within unincorporated Guadalupe County.

Section 3. Term and Renewal.

This Agreement shall be for a term commencing with the effective date of October 1, 2023, through and including September 30, 2026 (the "Term"). This Agreement may be extended as set forth in Section 4 and shall be renewed for additional two (2) year terms (each, a "Renewal Term") in writing no later than one hundred eighty (180) days prior to the end of the Term unless either party to this Agreement notifies the other party in writing that it wishes to terminate this Agreement. Such notice shall be provided by registered or certified mail not less than one hundred eighty (180) days prior to the end of the Initial Term or any Renewal Term.

Section 4. Consideration.

(a) In consideration of the City's provision of the Emergency Medical Services during the Initial Term, the County agrees to pay the City $1,020,728.38 annually, payable in twelve (12) equal monthly installments within thirty (30) days after satisfactory acceptance by the County of all completed services.

(b) Prior to the beginning of each year, the County agrees to increase the fee based on the percentage increase for the previous twelve (12) month period in the "Medical Care" component of the Consumer Price Index (CPI), not to exceed ten (10%) percent of the annual fee for the previous year.

(c) The County agrees that, in addition to the fee payable by the County to the City pursuant to Section 4(a), the City and its contracted designees will make every attempt to bill and collect from the patient's insurance company. The City nor its contracted designees have contracts with insurance companies; therefore we will not waive the unpaid portion of the bill for any services rendered to them by the Department.

Section 5. Failure to Perform.

The City agrees to maintain response time reliability as outlined in Section 1(b). In the event that the City fails to maintain such reliability, a $2,500 fee will be assessed per month not meeting the minimum requirements.

Section 6. Termination of this Agreement.

(a) This Agreement shall remain in effect until Agreement expires, completion and acceptance of services or default. The County reserves the right to terminate the contract with a 90 day notice in the event the City fails to (i) meet delivery or completion schedules, or otherwise perform in accordance with the accepted proposal or (ii) breach of contract or default authorizes the County to award to another Proposer, purchase elsewhere and charge the full increase cost to the defaulting City.

(b) If the City or County determines it no longer wants to maintain this Agreement at the end of the Term or at the end of any Renewal Term, it shall notify the other party in writing not

less than one hundred eighty (180) days prior to the end date of the current Term, subject to Sections 5 and 6(c), the City agrees to continue to provide service to the end of the current Term and the County agrees to continue payments for all services rendered.

(c) Either party may terminate this Agreement without cause by giving not less than one hundred eighty (180) days' notice in writing to the other party. When such notice is provided, the City agrees to continue to provide service until the end of the Contract Year during which the one hundred eighty (180) day notice period ends. The County agrees to pay the full consideration due to the City through the end of the Contract Year during which the one hundred eighty (180) day notice period ends.

Section 7. Authorization.

This Agreement has been duly authorized by the governing bodies of the City and the County.

Section 8. Severability.

If any portion of this Agreement shall be declared illegal or held unenforceable for any reason, the remaining portions hereof shall continue in full force and effect.

Section 9. Amendments.

This Agreement represents the complete understanding of the City and the County with respect to the matters described herein, and this Agreement may not be amended or altered without the written consent of both the County and the City.

Section 10. Governing Law.

This Agreement shall be governed by the laws of the State of Texas.

Section 11. Governmental Functions; Liability; No Waiver of Immunity or Defenses.

Notwithstanding any provision to the contrary herein, this Agreement is a contract for and with respect to the performance of governmental functions by governmental entities.

(a) The services provided for herein are governmental functions, and the Parties shall be engaged in the conduct of a governmental function while providing and/or performing any service pursuant to this Agreement.

(b) The relationship of the Parties shall, with respect to that part of any service or function undertaken as a result of or pursuant to this Agreement, be that of independent contractors.

(c) Nothing contained herein shall be deemed or construed by the Parties, or by any third party, as creating the relationship of principal and agent, partners, joint venturers, or any other similar such relationship between the Parties.

(d) Each Party shall have no liability whatsoever for the actions of, or failure to act by, any employees, agents, representatives, or assigns of the other Party in connection with the Agreement. Each Party covenants and agrees, to the extent permitted by law, that it shall

be solely responsible, as between the Parties, for and with respect to any claim or cause of action arising out of or with respect to any act, omission, or failure to act by its respective employees, agents, representatives, or assigns, in connection therewith.

(e) Each Party reserves and does not waive any defense available to it at law or in equity as to any claim or cause of action whatsoever that may arise or result from or in connection with this Agreement. This Agreement shall not be interpreted nor construed to give to any third party the right to any claim or cause of action, and neither Party shall be held legally liable for any claim or cause of action arising pursuant to or in connection with this Agreement except as specifically provided herein or by law.

(f) Neither Party waives or relinquishes any immunity or defense on behalf of itself, its commissioners, councilmembers, officers, employees, and agents as a result of the execution of this Agreement and the performance of the covenants and agreements contained herein.

[The remainder of this page intentionally left blank.]

IN WITNESS WHEREOF, the undersigned have entered into this Emergency Medical Services Interlocal Agreement, effective as of the date first above written.

CITY OF SCHERTZ, TEXAS

By_____
City Manager

GUADALUPE COUNTY, TEXAS

By_____
Guadalupe County Judge

By_____
Guadalupe County Commissioner Precinct 1

By_____
Guadalupe County Commissioner Precinct 2

By_____
Guadalupe County Commissioner Precinct 3

By_____
Guadalupe County Commissioner Precinct 4

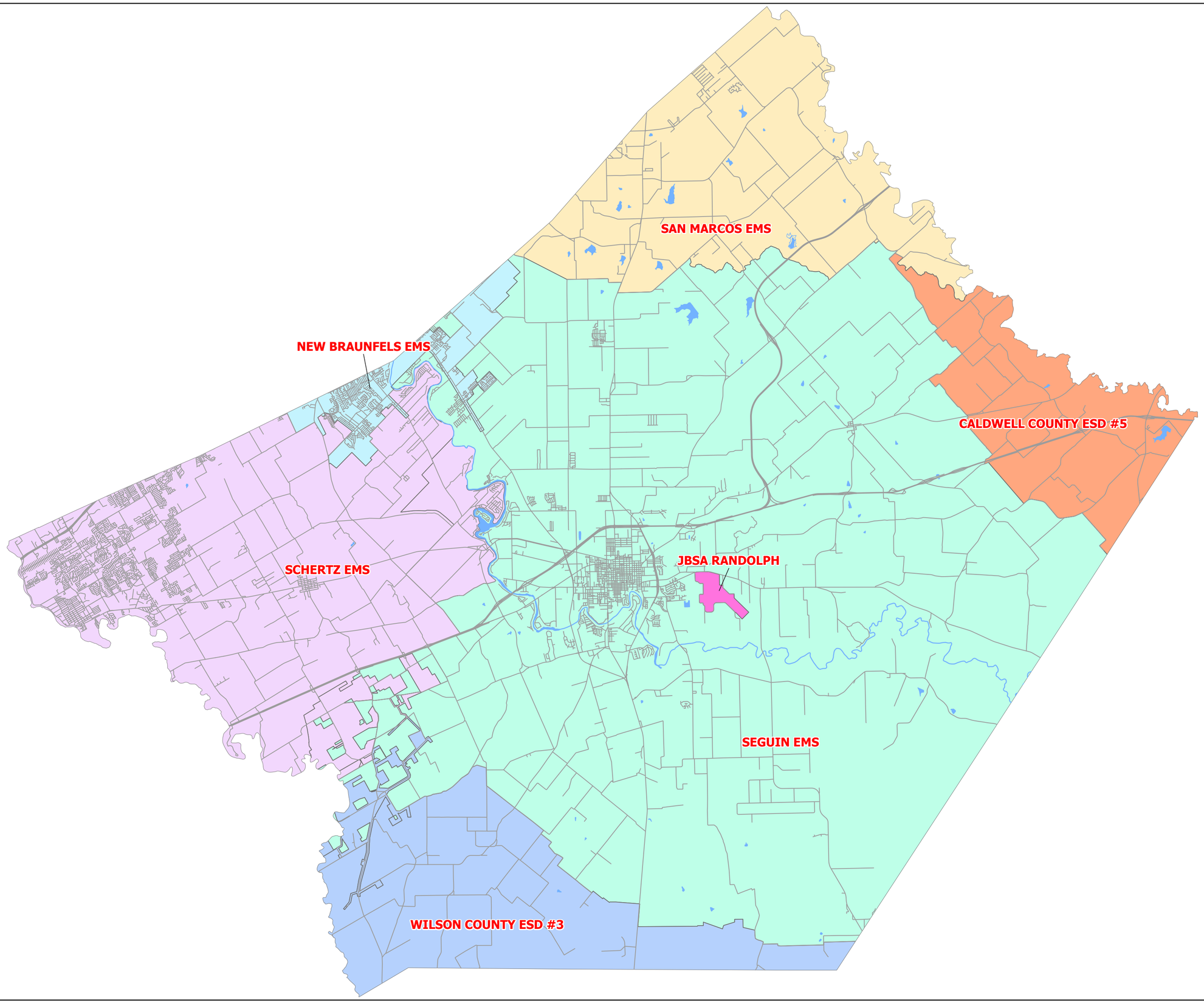

SCHERTZ
COMMUNITY ★ SERVICE ★ OPPORTUNITY

Last update: AUG 12, 2026

City of Schertz, GIS Manager: Alison Stehle,
gis@schertz.com (210) 619-1185

The City of Schertz provides this Geographic Information System product "as is" without any express or implied warranty of any kind including but not limited to the implied warranties of merchantability and fitness for a particular purpose. In no event shall The City of Schertz be liable for any special, indirect, or consequential damages or any damages whatsoever arising out of or in connection with the use of or performance of these materials. Information published in this product could include technical inaccuracies or typographical errors. Periodical changes may be added to the information herein. The City of Schertz may make improvements and/or changes in the product(s) described herein at any time.

EMS Response Districts

- JBSA RANDOLPH
- CALDWELL COUNTY ESD #5
- NEW BRAUNFELS EMS
- SAN MARCOS EMS
- SCHERTZ EMS
- SEGUIN EMS
- WILSON COUNTY ESD #3

N
W E
S

Agenda No. 7.

CITY COUNCIL MEMORANDUM

City Council Meeting:	**September 15, 2026**
Department:	**Emergency Medical Services**
Subject:	**Resolution No. 26-R-104 - Authorizing a task order agreement with AACOG for Emergency Medical Services on Joint Base San Antonio - Randolph (EMS Chief Jason Mabbitt)**

BACKGROUND

Schertz Emergency Medical Services provides regional emergency medical services to the communities of Schertz, Cibolo, Live Oak, Marion, Santa Clara, New Berlin, Selma and Universal City. We also serve Comal County ESD # 6 (which includes the City of Garden Ridge) and JBSA-Randolph AFB.

On June 9th, 2020, the City of Schertz and AACOG entered into an Interlocal Agreement (ILA) for the provision of goods and services to Joint Base San Antonio (JBSA). These services can be awarded through a Task Order between AACOG and JBSA.

On July 27th, 2021, Council approved Resolution 21-R-77 authorizing the City Manager to enter into a task order agreement with AACOG for emergency medical services on Joint Base San Antonio - Randolph. This task order was for 5 years.

The original IGSA (Intergovernmental Support Agreement) that AACOG has with the Department of Defense will expire in 2028. This gives us the ability to have the task order approved for an additional 2 years.

The new task order will extend the agreement through September 26, 2027 with an option to extend through 2028.

GOAL

To provide Emergency Medical Services to JBSA-Randolph.

COMMUNITY BENEFIT

Proving quality ambulance services to JBSA-Randolph - additionally, continuing a 24-hour ambulance will be a benefit to all the cities and areas we serve to reduce overall response times.

SUMMARY OF RECOMMENDED ACTION

Approval of Resolution 26-R-104 authorizing the City Manager to enter into a task order agreement with AACOG for Emergency Medical Services on Joint Base San Antonio - Randolph.

FISCAL IMPACT

The agreement, with a term of 2 years, includes the fee schedule. The revenue will cover the cost of 6 personnel (with benefits), the ambulance, fuel, all associated equipment and will increase by 3% to account for inflation.

RECOMMENDATION

Staff recommends approval of Resolution 26-R-104

Attachments

Resolution 26-R-104 with attachments

IGSA

AACOG ILA

RESOLUTION 26-R-104

A RESOLUTION BY THE CITY COUNCIL OF THE CITY OF SCHERTZ, TEXAS AUTHORIZING THE CITY MANAGER TO ENTER INTO A TASK ORDER AGREEMENT WITH AACOG FOR EMERGENCY MEDICAL SERVICES ON JOINT BASE SAN ANTONIO – RANDOLPH AND OTHER MATTERS IN CONNECTION THEREWITH.

WHEREAS, the City of Schertz and AACOG have an ILA for the provision of goods and services to JBSA-Randolph; and

WHEREAS, these services can be awarded through a Task Order; and

WHEREAS, Schertz Emergency Medical Services provides regional emergency medical services; and

WHEREAS, the Schertz City Council has determined that it is in the best interest of the City to enter into an agreement with AACOG for Emergency Medical Services on Joint Base San Antonio – Randolph pursuant to the Task Order attached hereto as Exhibit A.

NOW THEREFORE, BE IT RESOLVED BY THE CITY COUNCIL OF THE CITY OF SCHERTZ, TEXAS THAT:

Section 1. The City Council hereby authorizes the City Manager to enter into a Task Order Agreement with AACOG substantially in the form set forth on Exhibit A.

Section 2. The recitals contained in the preamble hereof are hereby found to be true, and such recitals are hereby made a part of this Resolution for all purposes and are adopted as a part of the judgment and findings of the City Council.

Section 3. All resolutions, or parts thereof, which are in conflict or inconsistent with any provision of this Resolution are hereby repealed to the extent of such conflict, and the provisions of this Resolution shall be and remain controlling as to the matters resolved herein.

Section 4. This Resolution shall be construed and enforced in accordance with the laws of the State of Texas and the United States of America.

Section 5. If any provision of this Resolution or the application thereof to any person or circumstance shall be held to be invalid, the remainder of this Resolution and the application of such provision to other persons and circumstances shall nevertheless be valid, and the City Council hereby declares that this Resolution would have been enacted without such invalid provision.

Section 6. It is officially found, determined, and declared that the meeting at which this Resolution is adopted was open to the public and public notice of the time, place, and subject matter of the public business to be considered at such meeting, including this Resolution, was given, all as required by Chapter 551, Texas Government Code, as amended.

Section 7. This Resolution shall be in force and effect from and after its final passage, and it is so resolved.

PASSED AND APPROVED on the _____ day of _____, 2026.

CITY OF SCHERTZ, TEXAS

_____
Ralph Rodriguez, Mayor

ATTEST:

_____
Sheila Edmondson, TRMC
City Secretary

Exhibit A - Agreement

AACOG
alamo area council of governments

Elevating Quality of Life. Impacting People.

DATE: September 8, 2026

FROM: Alamo Area Council of Governments (AACOG)
2700 NE Loop 410, Suite 10
San Antonio, Texas 78217

TO: City of Schertz
1400 Schertz Parkway
Schertz, Texas 78154

SUBJECT: Notice to Proceed (NTP) for Contract FA301621P0152, Randolph Emergency Medical Services

1. You are hereby notified to proceed with the attached subject contract in accordance with the terms and conditions of this contract, which are incorporated by reference herein, save and except the payment to City of Schertz shall be the "Unit Price" as stated in the attached Price Schedule and the payment to AACOG for indirect expense recovery shall be the "Recovery Fee" as stated in said Price Schedule. The performance of the contract is also subject to the terms and conditions of the Interlocal Agreement between the parties hereto dated June 9, 2020, which is hereby incorporated by reference herein. This Notice is for commencement of all activities necessary to carry out work prescribed in the subject contract, with a Period of Performance beginning on September 27, 2026, through September 26, 2027, and option periods as may be exercised by Joint Base San Antonio.

2. Your signature below acknowledges receipt **and** acceptance of the obligation to fulfill the contract according to its terms and the terms of

the Interlocal Agreement. If you agree to said terms, please promptly execute this Notice to Proceed and return it to the undersigned by email.

3. Questions can be directed to William McKnight, wmcknight@aacog.gov or 210-573-6816.

Signed by: _____

Alamo Area Council of Governments

Clifford C. Herberg

Executive Director

RECEIPT AND ACCEPTANCE OF NOTICE TO PROCEED

On this _____day of September 2026, for good and valuable consideration, the undersigned hereby acknowledges receipt of the Notice to Proceed for Contract FA301621P0152, Randolph Emergency Medical Services, and accepts, agrees, and binds itself to perform the subject contract according to its terms and the terms of the Interlocal Agreement between the parties.

Signed by: _____

CITY OF SCHERTZ, TEXAS

Mark Browne

City Manager

PERFORMANCE WORK STATEMENT (PWS) FOR (NON-PERSONAL SERVICES)
AMBULATORY SERVICES
JBSA – RANDOLPH, TEXAS
26 August 2026

GENERAL INFORMATION.
The contractor shall provide full 911 Emergency Medical Services (EMS) to include ground transport services, Advanced Life Support (ALS), 24/7 service for patients requiring emergency transportation from Joint Base San Antonio Randolph (JBSA-R) to higher levels of care in the surrounding geographical areas. Types of vehicles used for transport will include but are not limited to ambulances and/or ambulance buses capable of transporting combined loads of litter and ambulatory patients in the event of a mass casualty event

In order to reduce risk to our populace, JBSA-R require 24 hour/7 days/week Advanced Life Support (ALS) EMS transport-capable response within 12 minutes from call time to the emergency location for 90% of all 911 calls monthly, this includes an allowance of 1 minute call response time for the Emergency Control Center (ECC). These EMS require at least one (1) paramedic to transport patients for an estimated 300 events per year. These services must be able to triage, treat and transport. These services must be coordinated with JBSA Fire Department and other on-base emergency response systems, communications, and security systems. The requested EMS must be able to respond to two (2) simultaneous calls. The requested EMS must also be able to participate in JBSA-R military exercises.

JBSA-R will be able to provide space for one ambulance at the fire station and one crew, two members within the JBSA-R Fire Station, if necessary, as part of consideration. JBSA-R will be able to provide two mobile radios, if necessary, as part of consideration.

1.1. DESCRIPTION OF SERVICES.

The contractor shall provide full emergency patient response services at Joint Base San Antonio Randolph (JBSA-R) in accordance with (IAW) specific Department of Defense Instruction (DoDI) 6055.06, Department of Defense Manual (DoDM) 6055.06, Air Force Instruction (AFI) 32-2001, AFI 44-102, Technical Implementation Guide 1710-16, and Defense Health Agency policies. In addition, the contractor shall provide a dedicated emergency response ALS ambulance standby at prolonged incidents and incident rehabilitation to responders for the duration of the emergency (until released by the Incident Commander (IC)) to JBSA-R Fire Emergency Services. Services include, but are not limited to structure fires, wildland fires, hazardous materials release, motor vehicle accidents, technical rescue, active shooter, and bomb threat emergency response. If emergency transport is required from the scene an additional ALS unit will be called in to provide continued coverage. The contractor may provide a medical officer who reports to the Unified command to help in strategic/tactical planning and communication with medical response, triage, and transport efforts. The contractor shall participate in all coordinated/scheduled JBSA-R Wing Inspection Team (WIT) exercises.

Emergent dispatch calls take precedence over base exercises and emergency dispatched IAW procedures. The contractor shall furnish all labor, management, supervision, vehicles, supplies, equipment, and transportation except as provided in Section 2, Government Furnished Property and Services. The contractor shall, at a minimum, ensure the San Antonio Office of the Medical Director Protocols are consistent with the STRAC (Southwest Texas Regional Advisory Council) Alert and Red/Blue Criteria. Performance shall comply with the requirements contained in this PWS and the Texas Department of State Health Services (DSHS) standards.

1.2. EMERGENCY MEDICAL RESPONSE AND PATIENT TRANSPORT.

The contractor shall provide ambulance and EMT/paramedic resources and respond to emergencies as requested by the JBSA Emergency Communications Center (ECC) and via cell phone caller to the contractor public safety answering point (PSAP) in an appropriate medical response vehicle with transport capability. Patients shall typically be transported to the nearest appropriate medical facility

1.2.1. Coverage: JBSA-R ambulance coverage includes services 24 hours per day 365 days per year including all holidays. The contractor shall establish and maintain a system to ensure that an ambulance is dispatched, and related emergency support is provided in the event of simultaneous responses, equipment failures, or other unforeseen circumstances. Services must always be available with surge capabilities

1.2.2 Annual Service Estimates: These EMS require transport of patients for an estimated 300 runs per year. Contractor shall maintain sufficient resources to provide continuous ALS transport coverage while transporting a patient from JBSA-R.

1.2.3 Additional Support: In the event that the Government has a requirement for EMS that exceed those stated in 1.2.2 the Contractor shall be responsible for providing additional support that conforms to the requirements of this PWS. The Government estimates that additional support could be up to 10% more than the estimates for para 1.2.2 The Government will determine when additional support is required and will indicate during dispatch. In no events shall the Contractor be allowed to bill for services that are in excess of the Government's 10% increase.

1.2.4 Notification:
Emergency Medical Services (EMS) will be notified via the dispatchers assigned to the JBSA Randolph Emergency Communications Center.

1.2.5 Response Time:

Response time is defined as the time between the receipt of call and the time of arrival at the emergency location identified. Response time for all emergent requests for service on JBSA-R, to include ALS shall be within twelve (12) minutes (7 minutes for first response and 12 minutes for transport unit, IAW DoDI 6055.06, Table E3.T1). This requirement does not apply to non-emergency or transfer calls.

1.2.6 Patient Treatment and Care:

The contractor personnel shall provide medical care and treatment appropriate to each patient's condition. The contractor shall respect and maintain the basic rights of patients, demonstrating concern for personal dignity and human relationships. The contractor will be notified if an EMT 3 or paramedic is the subject of complaints validated by the Government Representative and submitted to the JBSA EMS Medical Director for clinical review.

1.2.7 Flightline Care:

The contractor shall provide in-field care and emergency medical flight line care with capability to address decompression sickness and injuries related to in-flight emergencies, to include ALS, in accordance with protocols developed by the contractor's physician advisor. Contractor shall comply with all JBSA-R flightline driving, FOD prevention, flightline access procedures.

1.2.8 Coordination:

The contractor will coordinate patient transport with local civilian and military hospitals when transporting patients from JBSA-R to local hospitals.

1.2.9 Unavailability of Emergency Transport:

If unable to meet response time as defined in paragraph 1.2.5, the contractor shall immediately, but not later than three (3) minutes of dispatch notification, contact the Randolph Clinic Dispatcher at Primary: 210-652-0304. The government reserves the right to procure such services from another source pending full restoration of full paramedic emergency patient transport services by the contractor. The government shall only be subject to billing for a particular service at the contract price. Any late response or failure to achieve the required response time standard for two consecutive months may require a contractor corrective action plan within 7 days.

1.2.10 Payment for Services:

Services outlined in PWS will be paid for by the government, the contractor shall not bill TRICARE Prime patients, under age 65. The responsibility for insurance billing (ex. Tricare or other commercial plan) and collection is the ultimate responsibility of 59th Medical Wing. The contractor shall ensure complete patient identifying information and patient's signature is on all third-party billing information. The price on this contract shall cover the cost of all services required under this contract to include but not limited to standby ambulance services.

1.2.10.1 Invoicing, Billing, and Receiving:

The contractor will provide to the Government Representative the following documents for all transports on the 5th business day of each month (for the previous month):

a. Monthly Run Report: Contractor shall submit a report, on a monthly basis, that contains the following information: Date of service, and run number, time spent on the transport (time each call was received, dispatched, enroute, at scene, arrival, time patient was accepted at receiving facility), mileage in conjunction with transport and total of ambulance utilization hours. Monthly Run reports are due on the 5th business day of each month (for the previous month).

b. Services will be billed on a monthly basis at a flat rate. No additional charges shall be assessed for transport, mileage, ALS procedures, standby operations, or surge responses within contract requirement. These services will include response, standby, ALS. These EMS require transport of patients for an estimated 300 runs per year.

c. DD Form 2569 patient demographics (full name, date of birth, age and gender), complete address and phone number, third party insurance and policy number, Services Provided, Patient's complete address and phone number, Third Party Insurance to include insurance company name, policy and group number. DD Form 2569 is due on the 5th business day of each month (for the previous month).

d. Memorandum of Transport (Government authorization to transport) for all transports. A Memorandum of Transfer (MOT) will not be required for emergency 911 calls.

e. Contractor shall submit invoices through the Wide Area Work Flow (WAWF) system on monthly for all services performed the previous month by the 10th day of every month. Contractor shall NOT bill to third party insurance.

1.2.11 <u>MTF Exercises and Specialized Training:</u>

The contractor shall be responsible for participating in Medical Treatment Facility (MTF) training, exercises to include the following:

a) Participating in advance and post exercise meetings.

b) Responding with EMTs to exercise sites and performing simulated duties.

c) Coordinating all activities during exercises with the Randolph Emergency Control Center.

d) Providing a written plan to the MTF for contractor's response to a mass casualty event.

2.1 QUALITY CONTROL. The contractor shall be responsible for quality control for all work accomplished during the performance of the task. The contractor shall provide and maintain a Quality Control Plan (QCP) which ensures the requirements in this PWS are met. The QCP will be considered acceptable and approved unless the contractor is notified by the Contracting Officer (CO) prior to award. The QCP shall be included in the technical proposal for evaluation and acceptance. As a minimum, the contractor shall develop quality control procedures that address the areas identified in section 2, Service Delivery Summary.

2.1.1 <u>Performance Evaluation Meetings:</u>
The CO may require the contractor or representative to meet with the CO, contract administrator, COR and other government personnel as often as deemed necessary. The contractor may request a meeting with the CO when necessary. Meetings will be documented in the contract file with written minutes signed by the contractor POC and CO or contract administrator. Should the contractor not concur with the minutes, such non-concurrence shall be provided in writing to the CO within 10 workdays of receipt of the minutes.

2.1.2 <u>HOURS OF OPERATION.</u>
Contractor shall adhere to 24-hour Paramedic and emergency ambulance service vehicle and crew for patient transport at JBSA-R TX and schedule personnel to the 24-hours service.

2.1.3 <u>HOLIDAYS OBSERVED.</u>
The Contractor shall be required to provide services on the following observed holidays:

New Year's Day (Observed 1 January)
Martin Luther King Jr's Birthday (Observed the third Monday in January)
Presidents – Day (Observed the third Monday in February)
Memorial Day (Observed the last Monday in May)
Juneteenth (Observed 19 June)
Independence Day (Observed 4 July)
Labor Day (Observed the first Monday in September)
Columbus Day (Observed the second Monday in October)
Veterans Day (Observed 11 November)
Thanksgiving Day (Observed the fourth Thursday in November)
Christmas Day (Observed 25 December)

NOTE: Any of the above holidays falling on a Saturday will be observed on the preceding Friday; holidays falling on a Sunday will be observed on the following Monday.

2.1.4 Security Requirements:
The Contractor shall ensure personnel, information, system, facility, and international security requirements are met in accordance with DoD 5220.22- M, *National Industrial Security Program Operating Manual (NISPOM)*, and AFI 31-101, *Integrated Defense*. The contractor shall ensure all contract personnel and contractor representatives enter JBSA-R and any other military facilities abide by all security regulations and/or directives to include being subject to security checks. Any violation of installation regulations, or of state or federal statutes may result in the termination of the privilege to enter one or more military installations.

2.1.4.1 Background Investigation: DBIDS and Local Check only. All EMTs performing under this contract will have a State of TEXAS background check, which includes a Criminal Record Check. No individuals will be assigned to the JBSA-R site until their background check is verified as not having felony convictions. Documentation of Licensing requirements and training will be maintained by the contractor and available for inspection by the COR at any given time.

2.1.4.2 Access to Government Facilities:
During performance of the contract, the contractor shall be responsible for providing information necessary for base passes for newly assigned contract personnel and for the prompt return of base passes for any contract personnel who no longer require access to JBSA-R. Upon completion or termination of the contract or expiration of the base passes, the prime contractor shall ensure all base passes issued to employees and subcontractor employees are returned to the issuing office. In the event of a lost or stolen base pass, the contractor shall ensure that the COR is notified the same day the employee reports the loss.

2.1.4.3 Contractor Identification Badges:
The contractor shall complete all necessary documents for all contractor personnel requiring access to JBSA-R. The contractor will ensure that each employee contacts Trusted Agent/COR for the 559th Medical Squadron to obtain one year base access through Defense Biometric Identification System (DBIDS). Additional instructions for applications will be sent to the e-mail address provided for the application. Prior to application approval, each individual will submit AF Form 2583 and receive a local background check.

2.1.4.4 Access to Government Systems:
The Government will not allow contract personnel access to the medical network systems to perform tasks under contract. All patient information will be done on paper and turned into the MTF.

2.1.4.5 Classification:
Work under this contract is UNCLASSIFIED. The contractor shall comply with all applicable DoD security regulations and procedures during the performance of this contract. The contractor shall not disclose and must safeguard computer systems and data, Privacy Act data, and Government personnel work products obtained or generated in the performance of this contract. The contractor shall comply with all applicable DoD security regulations and procedures during the performance of this contract. The contractor must safeguard and not disclose sensitive information, information protected by the Privacy Act and Health Information Portability and Accountability Act (HIPAA). The contractor shall comply with DoD Manual 5400.7, DoD Freedom of Information Act Program. The Freedom of Information Act (FOIA) sets policy and procedures for the disclosure of records to the public and for marking, handling, transmitting and safeguarding Controlled Unclassified Information (CUI) materials. Contract personnel shall not disclose or cause to disseminate any information concerning operations of military activities. Such action(s) could result in violation of the contract and possible legal actions. All inquiries, comments or complaints arising from any matter observed, experienced, or learned of as a result of or in connection with the performance of this contract, the resolution of which may require the dissemination of official information, shall be directed to the contracting officer representative (COR) and the contracting officer (CO). The contractor shall only conduct business with designated CORs listed as points of contact. US Government records, copies of original results and reports, verified original data, corrected data and corrected supporting final reports remain the property of the U.S Government. The contractor shall ensure compliance with OPSEC requirements including procedures to protect classified and/or sensitive, but unclassified, Government projects and/or programs. The contractor shall ensure contract personnel who perform work at JBSA-R or another Government installation complies with the OPSEC procedures of the installation.

2.1.4.6 Security Incident or Violation:
The contractor shall immediately notify the Government Security Office of any potential or actual security incident(s) or violation(s) including potential or actual unauthorized disclosure(s) or compromise of classified and/or sensitive, but unclassified, information.

2.1.4.7 Building/Facility Access Control:
The contractor shall establish and implement methods of making sure all access provided by the government to the contractor is not lost or misplaced and are not used by unauthorized people. The contractor shall include procedures for immediate reporting to the COR or CO any occurrences of lost, unauthorized uses (i.e., Entering unauthorized areas of the facility), or unauthorized duplication of keys, badges or lock combinations.

2.1.4.8 Physical Security:

The contractor shall comply with Force Protection Condition (FPCON) procedures, Random Antiterrorism Measures (RAMS) and local search/identification requirements.

2.1.4.9 Safeguard Government Property:
The contractor shall safeguard all government property, including controlled forms, provided for contractor use. At the close of each work period, government training equipment, ground aerospace vehicles, facilities, support equipment, and other valuable materials shall be secured.

2.1.4.10 Weapons, Firearms, and Ammunition:
Contractor employees are prohibited from possessing weapons, firearms, or ammunition, on themselves or within their contractor-owned vehicle or privately owned vehicle while on JBSA Installations.

2.1.4.11 Key Control and Lock Combinations:
The contractor shall abide by all current JBSA- R key control and lock combination procedures. The contractor shall safeguard all keys issued by the government and ensure they are used only by authorized contractor personnel. The contractor shall ensure that its employees are not allowed government-issued keys to be used by personnel other than those currently authorized. The contractor shall not duplicate keys issued. All references to keys include key cards. Keys issued to the contractor by the Government shall not be duplicated. The contractor shall develop procedures covering key control that shall be included in the Quality Control Plan. Such procedures shall include turn-in of any issued keys by personnel who no longer require access to locked areas. The contractor shall immediately report any occurrences of lost or duplicate keys/key cards to the CO.

2.1.4.11.1 Lost Keys:
The contractor will be charged for lost keys or stolen keys, re-keying of locks. Unauthorized personnel shall not be allowed entry into the locked area. Keys shall not be used to open work areas for personnel other than personnel engaged in performance of their duties, unless authorized by the Government functional area chief. Contractor staff shall use keys issued to them to secure/open areas only as directed by the COR and/or functional area chief. Lost keys and/or locks shall be reported to the issuing party and COR immediately upon recognition of the loss. The COR shall notify the PMO of the lost key. Reimbursement shall be provided before the Government replaces lost keys or performs re-keying. The Contractor shall establish and implement methods to ensure all keys/key cards issued to the Contractor by the Government are not lost or misplaced and are not used by unauthorized persons. The Contractor shall prohibit the opening of locked areas by Contractor employees to permit entrance of persons other than Contractor employees engaged in the performance of assigned work in those areas, or personnel authorized entrance by the COR and/or area functional chief.

2.1.4.12 Reporting Requirements:

The contractor shall comply with AFI 71-101, Volume 1, Criminal Investigations Program. Contractor shall report to Security Forces any information or circumstances which may pose a threat to DoD or Contractor, resources, or DoD information.

2.1.4.13 Removal of Contractor:

The Government, through the CO, reserves the right to require immediate removal from contract performance on the installation or any Government facility, any individual whose actions raise reasonable suspicion that patient care or services may be compromised in any way, or that pose a threat of harm to other contractor/Government personnel or self. Removal under other circumstances will be subsequent to, and at the direction of the CO only.

The CO will notify the Contractor if and when permanent removal is required. In the event of a disagreement between the Government and the Contractor, the decision of the CO will be final. During the period of time between the removal and the final decision of the CO, the Contractor agrees to provide backup/replacement Contractor in accordance with the terms of this contract.

2.1.4.14 Drug/Alcohol Testing:

The Contractor may be required to submit to drug/alcohol testing. The Government may require temporary or permanent removal from contract performance of any individual who refuses or fails testing.

2.1.4.15 Installation Access:

Criminal History Check will be conducted on all prime/subcontractor employees requiring base access. The contractor shall provide the Contracting Officer and the Information Protection Office a current list of employees needing access within 10 working days after receiving award or Notice of Award. The list shall include employee's name, date of birth, social security number, state driver's license/state ID number and state of issue. Notifications of contractor employee additions and deletions shall be provided with the same information listed above and within 3 working days. Within 10 business days after receipt of the list the Government will notify the Contractor that installation access passes are available for those employees. The duration of any pass issued will not exceed one year or the duration of the contract, whichever is shorter. This process will be repeated at the exercise of any option period.

3.1 SPECIAL QUALIFICATIONS.

The contractor will provide certified and licensed contract personnel. Certifications shall be granted by the Texas Department of Health (TDH), or the National Registry of Emergency Medical Technicians (NREMT). Contractor shall maintain files to assure that

all EMTs performing work under this contract have current certifications and/or documents listed in paragraph 3.1.2. Upon request the contractor shall allow the government access to review these documents for any EMTs performing under this contract. The contractor shall provide copies of certifications upon request.

3.1.2 Certification/Licensure:
Contractors shall possess and maintain current Texas Department of Health (TDH) Emergency Medical Service Provider certification and licensure for each level of ambulance service:

a. Advanced Life Support (ALS). Contractors must be certified and licensed as an Emergency Medical Technician Paramedic (EMT-P).

b. Contractors serving in the capacity of a paramedic must maintain current American Heart Association Advanced Cardiac Life Support (ACLS) and Pediatric Advanced Life Support (PALS) certification.

c. Documentation of training, certification, licensure and CEUs for contractor personnel shall be current and in good standing at all times and available for inspection by the COR at any given time.

d. Each ambulance crew will consist of two (2) personnel. At least one must be certified and licensed at the EMT-P level.

3.1.3 Ambulance Operation Service License:
Contractor's Company shall maintain an active service license with Texas Department of State Health Services and abide by all laws, rules and regulations according to Texas Administrative Code 157.11. A copy of the ambulance license and the EMS Vehicle Identification shall be submitted with proposal and provided to the COR prior to operating on JBSA-R.

3.1.4 Vehicle Requirements:
All vehicles shall be specifically designed for transporting the sick and injured and contain stretchers, linens, first aid supplies, oxygen equipment and such other safety and life-saving equipment as required by state and local law and staffed by personnel trained to provide first aid treatment. Type I and II vehicles size and shape requirements must meet the requirements as stated in the Federal Specification, Ambulance, Emergency Medical Care Vehicle published by the Federal General Services Administration 2007. A vehicle not meeting these specifications may be licensed only if it has been continuously authorized by the TDH under the current ownership. A new vehicle which exceeds the size specification may be licensed if the TDH reviews the manufacturer's specifications and approves the vehicle. Vehicle specifications are as follows, but are not limited to:

a. Capabilities to accommodate ALS transport.

b. Interior climate control.

c. Electrical outlets, connectors for ventilators, monitors, suction, and oxygen.

d. Lift with capacity of 1000 lbs. (used for lift/transport of Extra Corporeal Membrane Oxygenation [ECMO] equipment and bariatric patient) as required.

e. Communication features allowing two-way communication between EMS personnel and medical crew on board.

3.1.5 Flightline Driving Certification:
The contractor shall ensure that all employees involved in activities that require certification or licensing shall meet all such requirements for Special Flight Line Driving Certification for all drivers performing services under this contract within fifteen (15) days of the start of contract performance or within fifteen (15) days of new employee performance. All flight line drivers shall receive proper government provided flight line drivers training or be escorted by authorized government personnel. Contractor shall ensure flight line drivers training annual requirements are met. Upon award the Contractor shall contact the COR to schedule this training.

3.2 HEALTH, SAFETY AND OCCUPATIONAL PROGRAMS.

3.2.1 Occupational Health Program:
The contractor shall be responsible for ensuring that an Occupational Health Program (OHP) is instituted and maintained on all contract personnel in compliance with all state and federal OSHA laws and regulations. The contractor will identify workplace hazards, monitor exposure to hazards, provide appropriate personal protective equipment (unless otherwise specified), and accomplish the required medical surveillance, treatment, employee notification, education, training and documentation. The contractor may use OSHA or Safety Data Sheets on hazards specific to the contractor work areas, if available (for example, hazardous noise data collection on government personnel working in the same area as the contractor). The government will not be responsible for gathering data or monitoring workplace hazards specifically for contractor personnel. Documentation showing compliance with state and federal OSHA laws and regulations will be maintained by the contractor and available for periodic inspection by COR at any given time.

3.2.2 Occupational Safety and Health Administration (OSHA):
In order to reduce or eliminate the hazards of occupational exposure to bloodborne pathogens, the contractor must implement an exposure control plan for the worksite with details on employee protection measures. The plan must also describe how an employer will use engineering and work practice controls, personal protective clothing

and equipment, employee training, medical surveillance, hepatitis B vaccinations, and other provisions as required by OSHA's Bloodborne Pathogens Standard (29 CFR 1910.1030). Engineering controls are the primary means of eliminating or minimizing employee exposure and include the use of safer medical devices, such as needleless devices, shielded needle devices, and plastic capillary tubes. Contractor shall maintain documented proof of immunization or proof of immunity for each contractor personnel and shall ensure that a copy of the Exposure Control Plan is accessible to employees in accordance with 29 CFR 1910.20 (e) and shall be reviewed and updated at least annually and whenever necessary.

3.2.3 Contractor Safety Program:
The contractor shall establish and maintain an acceptable safety program in accordance with accepted Safety and Health Plan. No more than two Class C mishaps (work related mishap, with direct cost totaling $50,000 or more but less than ($500,000/permanent change of job/permanent mission degradation of a vehicle) per contract year and Zero Class A or B mishaps (resulting in fatality/permanent disability/destruction of DoD aircraft/Inpatient hospitalization) will be tolerated, IAW AFMAN 91-223, *Aviation Safety Investigations and Reports.*

3.2.4 Safety Mishap/Incident Reporting:
The contractor shall report all mishaps/incidents. The contractor shall immediately secure the mishap scene and damaged property and impound pertinent maintenance and training records until released by the Government's Safety Office. Such release shall be accomplished through the COR. The contractor shall cooperate and assist Government personnel in the investigation of the incident and submit an Accident/Incident Report to the COR within 24 hours of the accident/incident. The contractor shall require all subcontractors to comply with required safety, health and fire standards.

3.2.5 Sexual Assault:
The contractor shall comply with reporting incidents of Sexual Assault and Sexual Harassment under the Sexual Assault Prevention and Response Program, 12 Nov 2013. The SAPR reporting requirements apply only to knowledge obtained by contractor personnel while performing services under this contract. The contractor shall require all Contract Service Providers with knowledge of an incident of sexual assault occurring on a Government facility, to include a Government leased facility, where the contractor is providing services under this contract, to report the incident to the contractor who shall immediately (within 24 hours) report the incident in writing to the government's COR. This reporting policy also applies to sexual assault incidents involving Air Force Medical Service personnel that occur on the contractor's owned or leased facility under this contract. All incidents shall be reported whether they involve contractor personnel or Government personnel, or other individuals, when the incidents occur on a Government facility or a Government leased facility.

3.2.6 Hazardous Medical Waste:
The contractor shall not introduce materials or pollutants into the Randolph AFB water

or sanitary sewer systems that would otherwise meet the 40 CFR 261 definition of hazardous waste without written approval from Randolph Facilities Management. The contractor will take every reasonable precaution to prevent the spillage of hazardous waste and pollutants and will promptly report any accidental spills to the Fire Department. The contractor shall have puncture resistant containers on all vehicles for the disposal of sharps and is responsible for arranging the exchange of full for empty containers with a hospital or licensed private entity.

3.2.7 Conflict of Interest:

The contractor shall not employ any person who is an employee of the US Government if employing that person would create a conflict of interest or interfere with the performance of their government position. Additionally, the contractor shall not employ any person who is an employee of the Department of the Air Force, either military or civilian, unless such person has received approval according to DODD 5500.7 Standards of Conduct.

3.2.8 Records Management:

All documents and records used in administration of the contract provided by the government will remain government property. The COR will provide guidance in the maintenance and disposal of records in accordance with Records Disposition Procedures and Responsibilities.

3.2.9 Air Force Antiterrorism (AT) Program:

The AT program seeks to deter or limit the effects of terrorist acts against the AF by giving guidance on collecting and disseminating timely threat information, providing training to all AF members, developing comprehensive plans to deter and counter terrorist incidents, allocating funds and personnel and implementing AT measures. DOD contractors and sub-contracts personnel shall be offered Level 1 – AT Awareness Training. Compliance with the training will be monitored by the contracting officer representatives.

4.1 CONTRACTOR FURNISHED ITEMS AND SERVICES.

The contractor shall furnish items and services required to perform the services of the contract with the exception of items or services to be furnished by the government stated in Section 2. Items and services include, but are not limited to qualified personnel (paramedics, EMTs, etc.), drivers, all emergency transport vehicles, medical equipment, stretchers, expendable medical supplies (drugs, IV tubing, bandages, etc.) and gases used in transport, GPS and roadmaps, etc. The contractor shall ensure all equipment and vehicles meet federal, state and local requirements in the provision of emergency patient transport.

4.2 CONTRACTOR POINT OF CONTACT.

Contract Point of Contact (POC): The contractor shall provide a POC who shall be responsible for the performance of the work as specified in the Performance Work Statement. The name of this person and an alternate(s) who shall act for the contractor when the POC is absent shall be designated in writing to the CO and Randolph Clinic COR prior to contract start date and prior to each contract renewal period. Meeting Availability: The Contractor Project Manager, or alternate shall be available during normal duty hours to meet on the installation with the COR to discuss issues as they arise. After normal duty hours, the manager, alternate or liaison shall be available within 1 hour of notification for emergency matters. The contractor shall provide a point of contact that shall be available via telephone, 24 hours per day, 7 days a week. The POC or alternate shall have full authority to act for the contractor on all contract matters relating to daily operation of this contract and be available during normal business hours (0800 - 1700 hours). The contract POC must be available or respond to the COR and CO for any contract issues or questions within 10 minutes between 0800 – 1700 hours, Monday through Friday (excluding Federal Holidays), and within one hour (via pager or cell phone access) during all other hours. The senior vehicle crew members will also be available to the COR and Government POC or CO if questions arise. If questions or directions to the crew are deferred to the POC, the above response time limits apply. The contractor shall be responsible for ensuring contractor employees have appropriate communication equipment to include cellular telephones. The contractor shall inform the COR and CO in writing of the phone numbers for this equipment and notify the government immediately upon any subsequent changes

4.3 CONTRACTOR DELIVERABLES.

Patient information shall be treated as privileged information. Lists and/or names of patients shall not be disclosed to or revealed in any manner for any use outside the MTF without prior written permission by the MTF Commander. All patient information shall be handled in accordance with all applicable HIPAA regulations and guidelines. The EMTs and Paramedics shall only release medical information obtained during the course of this contract to other MTF staff involved in the care and treatment of that individual patient (i.e., do not release to the media or community).

4.3.1 Work Roster:

Names of contractor authorized personnel shall be provided in writing to the COR within 10 days of award and updated as necessary throughout the contract period. The government reserves the right to request a detailed work roster from the contractor after the 15th day of the month for the following month.

4.3.2 Monthly Run Report:

The contractor shall prepare and submit no later than the 10th business day of each month a report containing the following information: Date of service, and run number, time spent on the transport (time each call was received, dispatched, enroute,

at scene, arrival, time patient was accepted at receiving

5. GOVERNMENT FURNISHED PROPERTY AND SERVICES

5.1 MAPS.

The government will provide the contractor copies of the JBSA-R most recent grid- map.

5.2 EMT SPACE.

The government will furnish the contractor with two individual birthing and sleeping facilities/structures for the use of housing ambulances and ambulance crews. The government will furnish heat, electricity, water, wastewater service and trash disposal service to the individual structures. These structures are located in the fire station bldg. 700 adjacent to the airfield.

5.3 RADIO.

The Government will provide a portable radio(s) for their assigned unit(s) that stays at our Station 8 here, at Randolph. Government will furnish contractor with a portable and charger for their dispatch center that's signed out on a hand-receipt

ITEM	DESCRIPTION	QTY	Unit	Unit Price	Recovery Fee	Extended Amount
0001	Emergency Medical Services (EMS) ground transport services 24/7 for patients requiring emergency transportation from Randolph in accordance with the Performance Work Statement (PWS). Period of performance is 09/27/2026 - 09/26/2027.	12	Months	$ $787,042.69	$ $118,056.40	$ $905,099.09
0002	Emergency Medical Services (EMS) ground transport services 24/7 for patients requiring emergency transportation from Randolph in accordance with the Performance Work Statement (PWS). Period of performance is 09/27/2027 - 09/26/2028.	12	Months	$ $810,653.97	$ $121,598.10	$ $932,252.07

DEPARTMENT OF THE AIR FORCE
502D AIR BASE WING
JOINT BASE SAN ANTONIO

INTERGOVERNMENTAL SUPPORT AGREEMENT
BETWEEN
502 CONTRACTING SQUADRON, JOINT BASE SAN ANTONIO
AND
THE ALAMO AREA COUNCIL OF GOVERNMENTS
FOR INSTALLATION SUPPORT GOODS AND SERVICES

PURPOSE:

The 502d Contracting Squadron (CONS) located at Joint Base San Antonio (JBSA) and the Alamo Area Council of Governments (AACOG) (together CONS and AACOG may be referred to herein as the "Parties") mutually agree upon an Intergovernmental Support Agreement (IGSA) for various goods and services for military installations located at JBSA including JBSA - Lackland, JBSA - Camp Bullis, JBSA Fort Sam Houston, JBSA Randolph, and other JBSA installations. This IGSA provides the authority, background, scope, minimum/maximum order amounts, and terms and conditions to implement this IGSA numbered IGSA 20190920.

AUTHORITY:

Title 10 U.S.C. Section 2679

BACKGROUND:

1. 10 U.S.C. Section 2679 (Attachment 1) authorizes Service Secretaries to enter into IGSAs on a sole source basis, with a State or local government to provide, receive, or share installation-support services if the Secretary concerned determines that the agreement will serve the best interests of the department by enhancing mission effectiveness or creating efficiencies or economies of scale, including by reducing costs. The Memorandum dated 24 Aug 2015 (Attachment 4) clarified the ability for the Air Force to use IGSAs. In a 30 January 2018 memorandum (Attachment 3), the Secretary of Air Force for Installations, Environment and Energy (SAF/IEI) further delegated this authority to Installation Commanders or Joint Base Commanders at Air Force led Joint Bases.

2. The notice of intent to enter into an IGSA to provide various goods and services has been submitted by AACOG on 10 May 2019 (Attachment 2).

3. In accordance with the Memorandum dated 30 January 2018 (Attachment 3) an IGSA is limited to having a total 10-Year Life Cycle Cost of less than $15 Million per installation support services that would otherwise be spent using appropriated or non-appropriated funds.

SCOPE:

The intent of this IGSA is for AACOG to provide various installation support goods and services to Joint Base San Antonio for a 10-year ordering period and up to $15M. AACOG is a political subdivision of the State of Texas established in 1967 under Chapter 391 of the Local Government Code as a voluntary association of local governments and organizations that serves its members through planning, information, and coordination activities. AACOG serves the Alamo Area/State Planning Region 18, which covers 13 counties and 12,582 square miles. Comprising the area planning region are Atascosa, Bandera, Bexar, Comal, Frio, Gillespie, Guadalupe, Karnes, Kendall, Kerr, Medina, McMullen, and Wilson counties.

CEILING MONITORING:

1. Ceiling Monitoring: The ceiling will be jointly enforced and tracked by AACOG and 502 CONS. IGSA Ceiling Tracker (Attachment 5) will be jointly used to track monetary ceiling limit. 502 CONS will provide AACOG projected workload estimates for planning and budgetary purposes.

2. Contract Type: All orders will be issued as a firm fixed price contract.

TERMS AND CONDITIONS:

1. Contract entered into pursuant to this IGSA will reflect the terms and conditions of a commercial contract subject to the Federal Acquisition Regulation (FAR) Part 12, Acquisition of Commercial Items. It is the goal of this IGSA to streamline and make more efficient and cost saving the procurement process. In an effort to lessen the administrative cost burden of performing the contract, JBSA waives the reporting requirements of the herein referenced FARs. In addition, construction terms and conditions will be required to be consistent with those listed in FAR part 36, Construction. The project execution will be a commercial order on the Standard Form 1449. The term contractor is defined as the entity performing the work under each individual order. The following commercial provisions and clauses and construction requirements apply to all executed orders:

    a. 52.212-1, Instructions to Offerors
    b. 52.212-2, Evaluation – Commercial Items
    c. 52.212-3, Offeror Representations and Certifications
    d. 52.212-4, Contract Terms and Conditions
    e. 52.212-5, Contract Terms and Conditions Required to Implement Statutes or Executive Orders – Commercial Items
    f. Other Contracts: The Federal Government may undertake or award other contracts for additional work at or near the site of the work under an order. The Contractor shall fully cooperate with the other contractors and with Federal Government employees and shall carefully adapt scheduling and performing the work under an order to accommodate the additional work, heeding any direction

that may be provided by the Contracting Officer. The Contractor shall not commit or permit any act that will interfere with the performance of work by any other contractor or by Federal Government employees.

2. Request for quote process: AACOG will receive Request for Quotes (RFQs) on the SF 1449. The RFQ should include definitive descriptions of the various goods and services to JBSA, quantities and include minimal commercial clauses. The Unit of Issue will vary based on the order. The period of performance will be enforced and outlined in the solicitation. Unless otherwise agreed to by the parties, AACOG has 30 calendar days to provide a quotation after receipt of the RFQ. 502d CONS may request a shorter response date or grant additional time to respond. A question-and-answer period is allowed. AACOG will submit any questions within ten business days after receipt of the RFQ. Certified funds shall be obtained prior to 502 CONS issuing a solicitation. Upon acceptance of AACOG' proposal submitted in response to the RFQ, 502 CONS will execute an order to AACOG and jointly agree upon a start date or delivery date. AACOG is not required to respond to an RFQ and, its sole discretion, will determine when to submit a response.

3. Under this IGSA, standing blanket purchase agreements may be executed for the provision of routine goods and services with requirements submitted per IGSA standard operating procedures.

4. Performance Work Statement (PWS)/Delivery dates: 502 CONS will provide AACOG with a PWS for service requirements or delivery instructions for commodity requirements as part of the RFQ.

5. Inspection and Acceptance: 502 CONS and/or the internal government customer are responsible for inspecting and accepting all work provided under this IGSA. Inspection or acceptance of the various goods or services and conducted by 502 CONS and/or the end user.

6. Quality Assurance: AACOG is responsible for the quality assurance of the goods or services provided during performance. The internal government customer will provide periodic oversight, but is not responsible for quality assurance during performance. AACOG will have routine inspection, quantity measurement, laboratory inspection as required and project management oversight. The quality assurance shall be at a standard similar to AACOG's own standard of quality. Should a dispute arise as to the acceptability of the services performed or whether conforming goods were delivered, AACOG will follow the applicable dispute resolution process established in the FAR.

7. Insurance: AACOG is not required to provide insurance documentation to 502 CONS. Contractors performing for AACOG are required to provide insurance documentation IAW the following requirements:

    a. Employer's liability coverage of at least $100,000 shall be required.
    b. General liability requires bodily injury liability insurance coverage written on

the comprehensive form of policy of at least $500,000 per occurrence.

c. Automobile liability policy shall provide for bodily injury and property damage liability covering the operation of all automobiles used in connection with performing the contract. Policies covering automobiles operated in the United States shall provide coverage of at least $200,000 per person and $500,000 per occurrence for bodily injury and $20,000 per occurrence for property damage. The amount of liability coverage on other policies shall be commensurate with any legal requirements of the locality and sufficient to meet normal and customary claims.

d. 52.228-5, Insurance

8. Payment Procedures: Invoices shall be submitted using Wide Area Workflow. Payment will be made after acceptance of the various goods or services. AACOG shall follow the billing instructions below:

   a. DFARS 252.204-7006, Billing Instructions
   b. DFARS 252.232-7006, Wide Area Workflow Payment Instructions

9. Wages: IAW 10 U.S.C. 2679, the IGSA may use for installation support services provided by a State or local government, wage grades normally paid by that State or local government. All work performed under this IGSA shall be paid in compliance with State and local minimal wages for labor classification.

10. Small Business: AACOG's small business policy will apply for the IGSA. Federal small business initiatives shall not apply, but AACOG shall competitively acquire the various goods and services utilizing AACOG's small business goals when AACOG determines small businesses will be used.

11. Price Fair and Reasonable: The prices quoted by AACOG are considered fair and reasonable based on competitive quotes at the state and local government contract level. AACOG shall comply with the requirements of 10 U.S.C. 2679 and compete and award all various goods and services requirements utilizing AACOG's applicable small business policy and goals. Where possible, AACOG will leverage economies of scale to provide a price fair and reasonable to the government.

12. Other: The following provisions and clauses apply to the IGSA and all orders:

   a. 52.204-7, System for Award Management
   b. 52.204-9, Personal Identity Verification of Contractor Personnel
   c. 52.204-13, System for Award Management Maintenance
   d. AFFARS 5352.201-9101, Ombudsman
   e. AFFARS 5352.242-9000, Contractor Access

ATTACHMENTS

1. 10 U.S.C. 2679	4 Pages	30 April 2018

2.	IGSA Checklist	8 Pages	10 May 2019
3.	SAF/IEI Memorandum	2 Pages	30 January 2018
4.	SAF/AQC Memorandum	2 Pages	24 August 2015
5.	IGSA Ceiling Tracker	1 Page	1 September 2018

TERMINATION

This agreement may be terminated at any time, with or without cause, upon thirty (30) days written notice to the other party provided that all then existing contracts awarded to AACOG will be performed according to their terms unless terminated according to the termination provisions therein.

CONCLUSION

This IGSA is hereby agreed upon by the Alamo Area Council of Governments and the 502d Contracting Squadron. This agreement to enter into an IGSA is the most advantageous method to provide various goods and services work requirements at Joint Base San Antonio including JBSA - Lackland, JBSA - Camp Bullis, JBSA - Fort Sam Houston, and JBSA Randolph AFB. The agreement shall not surpass ten years from the date signed below with a maximum ceiling of $15M. The Alamo Area Council of Governments provides economies of scale that will provide a fair and reasonable price for JBSA.

Diane Rath

DIANE RATH
Executive Director, AACOG

JOSEPH A. PREUSSER
Contracting Officer

CITY MANAGEMENT

Coordination Sheet

FROM:	Julie Gohlke - Purchasing			
DATE: Jun 10,2020		**NAME**	**INITIALS**	**DATE**
	X	Mr. Charles Kelm Assistant City Manager	CK	10 Jun
		Mr. Brian James Assistant City Manager		
	X	Ms. Sarah Gonzalez Assistant to the City Manager	SG	6/11
	X	Dr. Mark Browne City Manager	B	6/11
COMMENTS:	Agreement with AACOG related to the provision of goods/services to JBSA as approved on Resolution 20-R-64 dated 6/9/2020. No CAF required as no financial implications. Exp. 4/8/2021, perpetual			
RETURN TO:	Julie Gohlke - Purchasing			

INTERLOCAL AGREEMENT BETWEEN SCHERTZ, TEXAS AND THE ALAMO AREA COUNCIL OF GOVERNMENTS RELATED TO THE PROVISION OF GOODS AND SERVICES TO JOINT BASE SAN ANTONIO

This Interlocal Agreement (the "Agreement") is entered into this 9th day of June, 2020, by and between **SCHERTZ, TEXAS**, a political subdivision of the State of Texas ("LOCAL GOVERNMENT") and **THE ALAMO AREA COUNCIL OF GOVERNMENTS ("AACOG")**, a political subdivision of the State of Texas, pursuant to the Interlocal Cooperation Act, Chapter 791 Government Code, as the same may be amended from time to time, to be effective as of the date on which the last Party signs this Agreement (the "Effective Date"). The City and the Authority are collectively referred to herein as the "Parties" and are each a "Party."

I. PURPOSE

1.01 Federal law authorizes the branches of the U.S. Military to enter into an intergovernmental support agreement ("IGSA"), which terms are incorporated herein and attached as Exhibit A, with a state or local government for the purpose of providing, receiving, or sharing installation support services. See 10 U.S.C. § 2679. Experience has shown that military installations can achieve substantial costs savings and obtain goods and services faster by entering into an IGSA with a state or local government, thereby increasing efficiency and military readiness. AACOG and LOCAL GOVERNMENT desire to assist Joint Base San Antonio ("JBSA") in increasing efficiencies and reducing costs in the procurement of goods and services necessary to achieve JBSA's mission objectives.

1.02 The purpose of this agreement is to create a voluntary procurement framework for AACOG and its member governments whereby AACOG will contract with its member governments, including LOCAL GOVERNMENT, to provide goods and services to JBSA. The parties agree and understand that the primary goal of this agreement is not profit but, rather, to enhance JBSA's ability to accomplish its mission in the most efficient manner possible. By procuring goods and services through AACOG and its member governments, JBSA may avoid higher costs and substantial time delays that are often encountered when using the Federal Acquisition Regulations.

II. RESPONSIBILITIES

2.01 AACOG Responsibilities.

2.01.1 AACOG will enter into an IGSA with JBSA to procure goods and services for JBSA pursuant to a request via a "Task Order" or other procurement document ("collectively referred to herein as a "Task Order") to provide specific goods or services at a fixed price under terms and conditions set out in the Task Order.

2.01.2 AACOG and JBSA have created an initial process whereby JBSA informally communicates to AACOG its requirements and historical unit cost. AACOG will then relay the information to its

members to determine any interest in the project and preparation of a preliminary cost estimate. AACOG in its sole discretion will determine whether it will respond to the Task Order with a quote. JBSA will review the preliminary cost estimate, other relevant issues and then decide whether to proceed further with AACOG or pursue other options. AACOG may choose to perform the Task Order request on its own or to contract with LOCAL GOVERNMENT or another participating member government to supply the goods or perform the services requested in the Task Order.

2.01.3 Once a Task Order is awarded, AACOG will:

- Participate in the kickoff meeting;
- Coordinate with Local Government and its subcontractors as necessary;
- Coordinate with JBSA to arrange base access and compliance with security procedures;
- Keep abreast of quality assurance and quality control but not actually perform these functions;
- As the Task Order is completed according to its terms, AACOG will promptly submit its invoice to JBSA and in turn pay the corresponding invoice submitted by LOCAL GOVERNMENT upon payment by JBSA in a time period not to exceed 150 days.
- Participate in any change order or dispute resolution process;
- Receive final notice of acceptance from JBSA; and
- Submit any final billing to JBSA.

2.01.4 Without undertaking any liability for such actions, AACOG will engage in accounting functions including, but not limited to, monitoring and reviewing LOCAL GOVERNMENT's invoices for accuracy and completeness before submitting its own invoice to JBSA.

2.01.5 AACOG and LOCAL GOVERNMENT will share responsibilities to JBSA for performance of the Task Order. AACOG shall be responsible for providing the LOCAL GOVERNMENT with all information, terms and conditions as required by JBSA for appropriate fulfillment of the particular Task Order.

2.02 <u>LOCAL GOVERNMENT Responsibilities.</u>

2.02.1 LOCAL GOVERNMENT shall not be obligated to respond to a request for quote from AACOG.

2.02.2 If LOCAL GOVERNMENT chooses to submit a quote, and its quote is accepted by AACOG, then LOCAL GOVERNMENT agrees to complete the Task Order according to its terms and conditions by performing services in good and workman like manner and/or supplying conforming goods. LOCAL GOVERNMENT may subcontract to its approved vendors and contractors as it deems necessary. LOCAL GOVERNMENT and AACOG will create a process to ensure that any subcontractors are acceptable to AACOG and that LOCAL GOVERNMENT'S legally mandated procurement requirements have been satisfied.

2.02.3 LOCAL GOVERNMENT shall be required to perform quality assurance and quality control during the performance of the Task Order so as to ensure that JBSA's requirements are satisfied.

2.02.4 LOCAL GOVERNMENT cannot indemnify AACOG or JBSA, but in any agreement for a Task Order, shall require terms that any vendor, contractor or subcontractor indemnify the LOCAL

GOVERNMENT, AACOG and JBSA for any negligent acts or failure to adhere to the contract terms arising from its conduct while completing the requirements of the Task Order. Unless otherwise noted in this Agreement, and to the extent that LOCAL GOVERNMENT does not have or maintain insurance or does not have or maintain sufficient insurance, LOCAL GOVERNMENT acknowledges and agrees that LOCAL GOVERNMENT will be solely responsible for any losses or damages related to or caused by the LOCAL GOVERNMENT's performing its duties and obligations under this Agreement. AACOG will have no obligation to reimburse or otherwise pay LOCAL GOVERNMENT for any costs incurred related to any such losses or damages.

2.02.5 The LOCAL GOVERNMENT Scope of Work or invoices shall be detailed and described in such a manner that the payment items for LOCAL GOVERNMENT's work or goods can be distinguished. Each invoice provided to AACOG by LOCAL GOVERNMENT shall include any copies of contractor's supporting documentation as required by AACOG or under the Task Order and evidence of LOCAL GOVERNMENT prior payment for LOCAL GOVERNMENT goods or services provided by a vendor or contractor.

2.02.6 LOCAL GOVERNMENT shall ensure compliance with any and all applicable procurement statutes and LOCAL GOVERNMENT rules, regulations, and specifications.

2.02.7 LOCAL GOVERNMENT agrees to allow AACOG and its designees access to any project site to (i) inspect and witness any testing and to determine if the services performed or goods supplied are in conformity with the plans, specifications and special provisions applicable thereto and in good working order, and (ii) verify all quantities used in connection with the subject Task Order. LOCAL GOVERNMENT shall be responsible for quality control and assurance to ensure that any services performed or good provided meet JBSA's specifications and requirements such that JBSA approves the services or goods and payment therefor.

2.02.8 LOCAL GOVERNMENT shall cooperate with AACOG to the extent reasonably necessary for AACOG to meet its obligations to JBSA. This cooperation includes any post Task Order completion review, audits, and inspections.

2.02.9 In the event AACOG has paid LOCAL GOVERNMENT for goods and services and such payment is subsequently disallowed or for any other reason AACOG is required to refund funds to JBSA that have been paid to LOCAL GOVERNMENT, then LOCAL GOVERNMENT shall promptly refund to AACOG the same amount of money that AACOG was required to refund, subject to any adjustments or other discounts as agreed to by the Parties based on the work performed and/or completed subject to the terms of the adjustments, bonding payments made to cover such refunds, funds not associated with a Task Order, and subject to the terms for dispute resolution in Section IX of this Agreement. To the extent permitted by federal law, AACOG shall give LOCAL GOVERNMENT the opportunity to meaningfully and timely respond to any administrative findings or disallowances issued by JBSA or related federal authority. AACOG shall promptly notify LOCAL GOVERNMENT of any administrative findings or disallowance requiring a disallowance, refund, or denial of payment of funds. The parties agree they shall fully cooperate with each other to respond to or appeal any disallowance, denial of payment, or finding requiring a refund of funds in an effort to preserve AACOG's contractual right to the funds. AACOG shall accept, adhere to and honor all bonding documents and/or terms for projects requiring or subject to payment and performance bonding under the Task Order as required by LOCAL

GOVERNMENT. This provision does not require LOCAL GOVERNMENT to expend any of its own funds not associated with a Task Order.

Nothing herein prohibits the LOCAL GOVERNMENT from enforcing the Texas Prompt Payment Act (Tex. Gov't Code Chapter 2251) with its contractors. In the event of an issue of payment with a contractor and LOCAL GOVERNMENT for a Task Order, and AACOG it agrees it will also work with LOCAL GOVERNMENT prior to requesting disallowance, denial of payment, or refund based on such issues with contractors.

2.02.10 Nothing herein prohibits the LOCAL GOVERNMENT from proceeding with terminating a contractor and engaging a new one to ensure the Task Order is completed.

III. GOVERNMENTAL FUNCTIONS: LIABILITY; NO WAIVER OF IMMUNITY OR DEFENSES

3.01 Notwithstanding any provision to the contrary herein, this Agreement is a contract for and with respect to the performance of governmental functions by governmental entities.

3.01.1 The services provided for herein are governmental functions, and the LOCAL GOVERNMENT and AACOG shall be engaged in the conduct of a governmental function while providing and/or performing any service pursuant to this Agreement.

3.01.2 The relationship of AACOG and the LOCAL GOVERNMENT shall, with respect to that part of any service or function undertaken as a result of or pursuant to this Agreement, be that of independent contractors as noted in Section VII below.

3.02 The LOCAL GOVERNMENT shall have no liability whatsoever for the actions of, or failure to act by, any employees, agents, representatives, or assigns of AACOG in connection with the Agreement, and AACOG covenants and agrees, to the extent permitted by law, that AACOG shall be solely responsible, as between AACOG and the LOCAL GOVERNMENT, for and with respect to any claim or cause of action arising out of or with respect to any act, omission, or failure to act by AACOG or its respective employees, agents, representatives, or assigns, in connection therewith.

3.03 Each Party reserves and does not waive any defense available to it at law or in equity as to any claim or cause of action whatsoever that may arise or result from or in connection with this Agreement. This Agreement shall not be interpreted nor construed to give to any third party the right to any claim or cause of action, and neither the LOCAL GOVERNMENT nor AACOG shall be held legally liable for any claim or cause of action arising pursuant to or in connection with this Agreement except as specifically provided herein or by law.

3.04 Neither Party waives or relinquishes any immunity or defense on behalf of itself, its board members, trustees, councilmembers, officers, employees, and agents as a result of the execution of this Agreement and the performance of the covenants and agreements contained herein.

IV. COSTS AND FEES

3.01 As profit is not the goal of supplying goods and services to JBSA, AACOG and LOCAL GOVERNMENT agree that they will recover their expenses and contingencies by adding an administrative fee based on a percentage of the quote for the particular Task Order. The parties envision that the administrative fee will be ten percent (10%) which will be added to any quote for a Task Order. The administrative fee may be more or less depending on the requirements of the Task Order. AACOG and LOCAL GOVERNMENT will divide the administrative fee between them in amounts to be determined for each Task Order.

V. FORCE MAJEURE

5.01 Neither party shall be required to perform any obligation under this Agreement or be liable or responsible for any loss or damage resulting from its failure to perform so long as performance is delayed by force majeure or acts of God, including but not limited to strikes, lockouts or labor shortages, embargo, riot, war, revolution, terrorism, rebellion, insurrection, flood, natural disaster, unforeseen environmental conditions, or interruption of utilities from external causes.

VI. INSURANCE

6.01 LOCAL GOVERNMENT shall ensure that it and/or all subcontractors to a Task Order have the appropriate insurance for worker's compensation, general liability, automobile liability, subcontractor and qualifying insurance as attached in Exhibit B.

VII. INDEPENDENT CONTRACTOR

7.01 LOCAL GOVERNMENT or LOCAL GOVERNMENT's employees, representatives, agents and any subcontractors shall serve as an independent contractor in performing the services under this Agreement and shall not be employees of AACOG.

VIII. TERM, TERMINATION & NOTICES

8.01 This Agreement shall be for an initial term of one (1) year, with automatic renewals annually thereafter. Either Party to this Agreement shall have the right to terminate this Agreement for convenience or for any reason, with or without cause, upon thirty (30) days' notice to the other party, provided that any Task Orders in process shall be completed according to their terms or otherwise terminated according to the terms of the particular Task Order.

All correspondence and communications concerning this Agreement shall be directed to:

SCHERTZ: City of SCHERTZ
1400 Schertz Parkway, Bldg 2
Schertz, Texas 78154
Attention: City Secretary

With a copy to: Denton, Navarro, Rocha, Bernal & Zech, P.C.
2517 N. Main Avenue
San Antonio, Texas 78212
Attention: Clarissa M. Rodriguez

AACOG: Alamo Area Council of Governments
8700 Tesoro Dr., #160
San Antonio, Texas 78212
Attn: Diane Rath, Executive Director

Notices required hereunder shall be hand-delivered or sent by prepaid certified mail, return receipt requested.

IX. DISPUTE RESOLUTION

9.01 The parties agree to follow the applicable dispute resolution procedures established in the Federal Acquisition Regulation as per Paragraph 6 of the IGSA. See Exhibit A, IGSA at number 6.

X. ENTIRE AGREEMENT

10.01 This Agreement supersedes any and all other agreements, either oral or in writing.

XI. TEXAS LAW TO APPLY

11.01 This Agreement is performable in Bexar County, Texas and the validity of any of its terms or provisions, as well as the rights and duties of the parties, will be governed by the laws of the State of Texas and venue shall be in Bexar County, Texas.

XII. SEVERABILITY

12.01 If any provision contained in this Agreement is held to be invalid, illegal, or unenforceable in any respect, that invalidity, illegality, or unenforceability will not affect any other provision and this Agreement will be construed as if the invalid, illegal, or unenforceable provision had never been contained the Agreement.

XIII. AMENDMENT

13.01 In order to be binding, any amendment to this Agreement must be in writing, dated subsequent to the date of this Agreement and duly executed by both parties.

EXECUTED IN DUPLICATE ORIGINALS, this 9th day of June, 2020.

SCHERTZ, TEXAS

BY: Mark Browne
MARK BROWNE,
CITY MANAGER
CITY OF SCHERTZ

BY: Diane Rath
DIANE RATH,
EXECUTIVE DIRECTOR
ALAMO AREA COUNCIL OF GOVERNMENTS

EXHIBIT B
Insurance for Each Task Order

Before commencing work under this Agreement, Contractor or Subcontractor shall obtain and furnish to the Local Government evidence of the following insurance during the term of the Agreement for each Task Order and thereafter as required herein:

Professional Liability Insurance: professional errors and omissions liability insurance with limits of liability not less than $1,000,000 per occurrence covering all work performed by the Professional, its employees, sub-contractors, or independent contractors. If this coverage can only be obtained on a "claims made" basis, the certificate of insurance must clearly state coverage is on a "claims made" basis and coverage must remain in effect for at least two years after final payment with the Professional continuing to furnish the Local Government certificates of insurance.

Workers Compensation Insurance: The Professional shall carry and maintain during the term of this Agreement, workers compensation and employers liability insurance meeting the requirements of the State of Texas on all the Professional's employees carrying out the work involved in this contract.

General Liability Insurance: The Professional shall carry and maintain during the term of this Agreement, general liability insurance on a per occurrence basis with limits of liability not less than $1,000,000 for each occurrence and for fire damage. For Bodily Injury and Property Damage no less than $1,000,000. As a minimum, coverage for Premises, Operations, Products and Completed Operations shall be $2,000,000. This coverage shall protect the public or any person from injury or property damages sustained by reason of the Professional or its employees carrying out the work involved in this Agreement. The general aggregate shall be no less than $2,000,000.

Automobile Liability Insurance: Professional shall carry and maintain during the term of this Agreement, automobile liability insurance with either a combined limit of at least $1,000,000 per occurrence for bodily injury and property damage or split limits of at least $1,000,000 for bodily injury per person per occurrence and $1,000,000 for property damage per occurrence. Coverage shall include all owned, hired, and non-owned motor vehicles used in the performance of this contract by the Professional or its employees.

Subcontractor: In the case of any work sublet, the Professional shall require subcontractor and independent contractors working under the direction of either the Professional or a subcontractor to carry and maintain the same workers compensation and liability insurance required of the Professional.

Qualifying Insurance: The insurance required by this Agreement shall be written by non-assessable insurance company licensed to do business in the State of Texas and currently rated "B" or better by the A.M. Best Companies. All policies shall be written on a "per occurrence basis" and not a "claims made" form.

INTERLOCAL AGREEMENT BETWEEN SCHERTZ, TEXAS AND THE ALAMO AREA COUNCIL OF GOVERNMENTS RELATED TO THE PROVISION OF GOODS AND SERVICES TO JOINT BASE SAN ANTONIO

This Interlocal Agreement (the "Agreement") is entered into this 9th day of June, 2020, by and between **SCHERTZ, TEXAS**, a political subdivision of the State of Texas ("LOCAL GOVERNMENT") and **THE ALAMO AREA COUNCIL OF GOVERNMENTS ("AACOG")**, a political subdivision of the State of Texas, pursuant to the Interlocal Cooperation Act, Chapter 791 Government Code, as the same may be amended from time to time, to be effective as of the date on which the last Party signs this Agreement (the "Effective Date"). The City and the Authority are collectively referred to herein as the "Parties" and are each a "Party."

I. PURPOSE

1.01 Federal law authorizes the branches of the U.S. Military to enter into an intergovernmental support agreement ("IGSA"), which terms are incorporated herein and attached as Exhibit A, with a state or local government for the purpose of providing, receiving, or sharing installation support services. See 10 U.S.C. § 2679. Experience has shown that military installations can achieve substantial costs savings and obtain goods and services faster by entering into an IGSA with a state or local government, thereby increasing efficiency and military readiness. AACOG and LOCAL GOVERNMENT desire to assist Joint Base San Antonio ("JBSA") in increasing efficiencies and reducing costs in the procurement of goods and services necessary to achieve JBSA's mission objectives.

1.02 The purpose of this agreement is to create a voluntary procurement framework for AACOG and its member governments whereby AACOG will contract with its member governments, including LOCAL GOVERNMENT, to provide goods and services to JBSA. The parties agree and understand that the primary goal of this agreement is not profit but, rather, to enhance JBSA's ability to accomplish its mission in the most efficient manner possible. By procuring goods and services through AACOG and its member governments, JBSA may avoid higher costs and substantial time delays that are often encountered when using the Federal Acquisition Regulations.

II. RESPONSIBILITIES

2.01 AACOG Responsibilities.

2.01.1 AACOG will enter into an IGSA with JBSA to procure goods and services for JBSA pursuant to a request via a "Task Order" or other procurement document ("collectively referred to herein as a "Task Order") to provide specific goods or services at a fixed price under terms and conditions set out in the Task Order.

2.01.2 AACOG and JBSA have created an initial process whereby JBSA informally communicates to AACOG its requirements and historical unit cost. AACOG will then relay the information to its

members to determine any interest in the project and preparation of a preliminary cost estimate. AACOG in its sole discretion will determine whether it will respond to the Task Order with a quote. JBSA will review the preliminary cost estimate, other relevant issues and then decide whether to proceed further with AACOG or pursue other options. AACOG may choose to perform the Task Order request on its own or to contract with LOCAL GOVERNMENT or another participating member government to supply the goods or perform the services requested in the Task Order.

2.01.3 Once a Task Order is awarded, AACOG will:

- Participate in the kickoff meeting;
- Coordinate with Local Government and its subcontractors as necessary;
- Coordinate with JBSA to arrange base access and compliance with security procedures;
- Keep abreast of quality assurance and quality control but not actually perform these functions;
- As the Task Order is completed according to its terms, AACOG will promptly submit its invoice to JBSA and in turn pay the corresponding invoice submitted by LOCAL GOVERNMENT upon payment by JBSA in a time period not to exceed 150 days.
- Participate in any change order or dispute resolution process;
- Receive final notice of acceptance from JBSA; and
- Submit any final billing to JBSA.

2.01.4 Without undertaking any liability for such actions, AACOG will engage in accounting functions including, but not limited to, monitoring and reviewing LOCAL GOVERNMENT's invoices for accuracy and completeness before submitting its own invoice to JBSA.

2.01.5 AACOG and LOCAL GOVERNMENT will share responsibilities to JBSA for performance of the Task Order. AACOG shall be responsible for providing the LOCAL GOVERNMENT with all information, terms and conditions as required by JBSA for appropriate fulfillment of the particular Task Order.

2.02 <u>LOCAL GOVERNMENT Responsibilities.</u>

2.02.1 LOCAL GOVERNMENT shall not be obligated to respond to a request for quote from AACOG.

2.02.2 If LOCAL GOVERNMENT chooses to submit a quote, and its quote is accepted by AACOG, then LOCAL GOVERNMENT agrees to complete the Task Order according to its terms and conditions by performing services in good and workman like manner and/or supplying conforming goods. LOCAL GOVERNMENT may subcontract to its approved vendors and contractors as it deems necessary. LOCAL GOVERNMENT and AACOG will create a process to ensure that any subcontractors are acceptable to AACOG and that LOCAL GOVERNMENT'S legally mandated procurement requirements have been satisfied.

2.02.3 LOCAL GOVERNMENT shall be required to perform quality assurance and quality control during the performance of the Task Order so as to ensure that JBSA's requirements are satisfied.

2.02.4 LOCAL GOVERNMENT cannot indemnify AACOG or JBSA, but in any agreement for a Task Order, shall require terms that any vendor, contractor or subcontractor indemnify the LOCAL

GOVERNMENT, AACOG and JBSA for any negligent acts or failure to adhere to the contract terms arising from its conduct while completing the requirements of the Task Order. Unless otherwise noted in this Agreement, and to the extent that LOCAL GOVERNMENT does not have or maintain insurance or does not have or maintain sufficient insurance, LOCAL GOVERNMENT acknowledges and agrees that LOCAL GOVERNMENT will be solely responsible for any losses or damages related to or caused by the LOCAL GOVERNMENT's performing its duties and obligations under this Agreement. AACOG will have no obligation to reimburse or otherwise pay LOCAL GOVERNMENT for any costs incurred related to any such losses or damages.

2.02.5 The LOCAL GOVERNMENT Scope of Work or invoices shall be detailed and described in such a manner that the payment items for LOCAL GOVERNMENT's work or goods can be distinguished. Each invoice provided to AACOG by LOCAL GOVERNMENT shall include any copies of contractor's supporting documentation as required by AACOG or under the Task Order and evidence of LOCAL GOVERNMENT prior payment for LOCAL GOVERNMENT goods or services provided by a vendor or contractor.

2.02.6 LOCAL GOVERNMENT shall ensure compliance with any and all applicable procurement statutes and LOCAL GOVERNMENT rules, regulations, and specifications.

2.02.7 LOCAL GOVERNMENT agrees to allow AACOG and its designees access to any project site to (i) inspect and witness any testing and to determine if the services performed or goods supplied are in conformity with the plans, specifications and special provisions applicable thereto and in good working order, and (ii) verify all quantities used in connection with the subject Task Order. LOCAL GOVERNMENT shall be responsible for quality control and assurance to ensure that any services performed or good provided meet JBSA's specifications and requirements such that JBSA approves the services or goods and payment therefor.

2.02.8 LOCAL GOVERNMENT shall cooperate with AACOG to the extent reasonably necessary for AACOG to meet its obligations to JBSA. This cooperation includes any post Task Order completion review, audits, and inspections.

2.02.9 In the event AACOG has paid LOCAL GOVERNMENT for goods and services and such payment is subsequently disallowed or for any other reason AACOG is required to refund funds to JBSA that have been paid to LOCAL GOVERNMENT, then LOCAL GOVERNMENT shall promptly refund to AACOG the same amount of money that AACOG was required to refund, subject to any adjustments or other discounts as agreed to by the Parties based on the work performed and/or completed subject to the terms of the adjustments, bonding payments made to cover such refunds, funds not associated with a Task Order, and subject to the terms for dispute resolution in Section IX of this Agreement. To the extent permitted by federal law, AACOG shall give LOCAL GOVERNMENT the opportunity to meaningfully and timely respond to any administrative findings or disallowances issued by JBSA or related federal authority. AACOG shall promptly notify LOCAL GOVERNMENT of any administrative findings or disallowance requiring a disallowance, refund, or denial of payment of funds. The parties agree they shall fully cooperate with each other to respond to or appeal any disallowance, denial of payment, or finding requiring a refund of funds in an effort to preserve AACOG's contractual right to the funds. AACOG shall accept, adhere to and honor all bonding documents and/or terms for projects requiring or subject to payment and performance bonding under the Task Order as required by LOCAL

GOVERNMENT. This provision does not require LOCAL GOVERNMENT to expend any of its own funds not associated with a Task Order.

Nothing herein prohibits the LOCAL GOVERNMENT from enforcing the Texas Prompt Payment Act (Tex. Gov't Code Chapter 2251) with its contractors. In the event of an issue of payment with a contractor and LOCAL GOVERNMENT for a Task Order, and AACOG it agrees it will also work with LOCAL GOVERNMENT prior to requesting disallowance, denial of payment, or refund based on such issues with contractors.

2.02.10 Nothing herein prohibits the LOCAL GOVERNMENT from proceeding with terminating a contractor and engaging a new one to ensure the Task Order is completed.

III. GOVERNMENTAL FUNCTIONS: LIABILITY; NO WAIVER OF IMMUNITY OR DEFENSES

3.01 Notwithstanding any provision to the contrary herein, this Agreement is a contract for and with respect to the performance of governmental functions by governmental entities.

3.01.1 The services provided for herein are governmental functions, and the LOCAL GOVERNMENT and AACOG shall be engaged in the conduct of a governmental function while providing and/or performing any service pursuant to this Agreement.

3.01.2 The relationship of AACOG and the LOCAL GOVERNMENT shall, with respect to that part of any service or function undertaken as a result of or pursuant to this Agreement, be that of independent contractors as noted in Section VII below.

3.02 The LOCAL GOVERNMENT shall have no liability whatsoever for the actions of, or failure to act by, any employees, agents, representatives, or assigns of AACOG in connection with the Agreement, and AACOG covenants and agrees, to the extent permitted by law, that AACOG shall be solely responsible, as between AACOG and the LOCAL GOVERNMENT, for and with respect to any claim or cause of action arising out of or with respect to any act, omission, or failure to act by AACOG or its respective employees, agents, representatives, or assigns, in connection therewith.

3.03 Each Party reserves and does not waive any defense available to it at law or in equity as to any claim or cause of action whatsoever that may arise or result from or in connection with this Agreement. This Agreement shall not be interpreted nor construed to give to any third party the right to any claim or cause of action, and neither the LOCAL GOVERNMENT nor AACOG shall be held legally liable for any claim or cause of action arising pursuant to or in connection with this Agreement except as specifically provided herein or by law.

3.04 Neither Party waives or relinquishes any immunity or defense on behalf of itself, its board members, trustees, councilmembers, officers, employees, and agents as a result of the execution of this Agreement and the performance of the covenants and agreements contained herein.

IV. COSTS AND FEES

3.01 As profit is not the goal of supplying goods and services to JBSA, AACOG and LOCAL GOVERNMENT agree that they will recover their expenses and contingencies by adding an administrative fee based on a percentage of the quote for the particular Task Order. The parties envision that the administrative fee will be ten percent (10%) which will be added to any quote for a Task Order. The administrative fee may be more or less depending on the requirements of the Task Order. AACOG and LOCAL GOVERNMENT will divide the administrative fee between them in amounts to be determined for each Task Order.

V. FORCE MAJEURE

5.01 Neither party shall be required to perform any obligation under this Agreement or be liable or responsible for any loss or damage resulting from its failure to perform so long as performance is delayed by force majeure or acts of God, including but not limited to strikes, lockouts or labor shortages, embargo, riot, war, revolution, terrorism, rebellion, insurrection, flood, natural disaster, unforeseen environmental conditions, or interruption of utilities from external causes.

VI. INSURANCE

6.01 LOCAL GOVERNMENT shall ensure that it and/or all subcontractors to a Task Order have the appropriate insurance for worker's compensation, general liability, automobile liability, subcontractor and qualifying insurance as attached in Exhibit B.

VII. INDEPENDENT CONTRACTOR

7.01 LOCAL GOVERNMENT or LOCAL GOVERNMENT's employees, representatives, agents and any subcontractors shall serve as an independent contractor in performing the services under this Agreement and shall not be employees of AACOG.

VIII. TERM, TERMINATION & NOTICES

8.01 This Agreement shall be for an initial term of one (1) year, with automatic renewals annually thereafter. Either Party to this Agreement shall have the right to terminate this Agreement for convenience or for any reason, with or without cause, upon thirty (30) days' notice to the other party, provided that any Task Orders in process shall be completed according to their terms or otherwise terminated according to the terms of the particular Task Order.

All correspondence and communications concerning this Agreement shall be directed to:

SCHERTZ: City of SCHERTZ
1400 Schertz Parkway, Bldg 2
Schertz, Texas 78154
Attention: City Secretary

With a copy to: Denton, Navarro, Rocha, Bernal & Zech, P.C.
2517 N. Main Avenue
San Antonio, Texas 78212
Attention: Clarissa M. Rodriguez

AACOG: Alamo Area Council of Governments
8700 Tesoro Dr., #160
San Antonio, Texas 78212
Attn: Diane Rath, Executive Director

Notices required hereunder shall be hand-delivered or sent by prepaid certified mail, return receipt requested.

IX. DISPUTE RESOLUTION

9.01 The parties agree to follow the applicable dispute resolution procedures established in the Federal Acquisition Regulation as per Paragraph 6 of the IGSA. See Exhibit A, IGSA at number 6.

X. ENTIRE AGREEMENT

10.01 This Agreement supersedes any and all other agreements, either oral or in writing.

XI. TEXAS LAW TO APPLY

11.01 This Agreement is performable in Bexar County, Texas and the validity of any of its terms or provisions, as well as the rights and duties of the parties, will be governed by the laws of the State of Texas and venue shall be in Bexar County, Texas.

XII. SEVERABILITY

12.01 If any provision contained in this Agreement is held to be invalid, illegal, or unenforceable in any respect, that invalidity, illegality, or unenforceability will not affect any other provision and this Agreement will be construed as if the invalid, illegal, or unenforceable provision had never been contained the Agreement.

XIII. AMENDMENT

13.01 In order to be binding, any amendment to this Agreement must be in writing, dated subsequent to the date of this Agreement and duly executed by both parties.

EXECUTED IN DUPLICATE ORIGINALS, this _____ day of _____, 2020.

SCHERTZ, TEXAS

BY: Mark Browne
MARK BROWNE,
CITY MANAGER
CITY OF SCHERTZ

BY: _____
DIANE RATH,
EXECUTIVE DIRECTOR
ALAMO AREA COUNCIL OF GOVERNMENTS

EXHIBIT B
Insurance for Each Task Order

Before commencing work under this Agreement, Contractor or Subcontractor shall obtain and furnish to the Local Government evidence of the following insurance during the term of the Agreement for each Task Order and thereafter as required herein:

Professional Liability Insurance: professional errors and omissions liability insurance with limits of liability not less than $1,000,000 per occurrence covering all work performed by the Professional, its employees, sub-contractors, or independent contractors. If this coverage can only be obtained on a "claims made" basis, the certificate of insurance must clearly state coverage is on a "claims made" basis and coverage must remain in effect for at least two years after final payment with the Professional continuing to furnish the Local Government certificates of insurance.

Workers Compensation Insurance: The Professional shall carry and maintain during the term of this Agreement, workers compensation and employers liability insurance meeting the requirements of the State of Texas on all the Professional's employees carrying out the work involved in this contract.

General Liability Insurance: The Professional shall carry and maintain during the term of this Agreement, general liability insurance on a per occurrence basis with limits of liability not less than $1,000,000 for each occurrence and for fire damage. For Bodily Injury and Property Damage no less than $1,000,000. As a minimum, coverage for Premises, Operations, Products and Completed Operations shall be $2,000,000. This coverage shall protect the public or any person from injury or property damages sustained by reason of the Professional or its employees carrying out the work involved in this Agreement. The general aggregate shall be no less than $2,000,000.

Automobile Liability Insurance: Professional shall carry and maintain during the term of this Agreement, automobile liability insurance with either a combined limit of at least $1,000,000 per occurrence for bodily injury and property damage or split limits of at least $1,000,000 for bodily injury per person per occurrence and $1,000,000 for property damage per occurrence. Coverage shall include all owned, hired, and non-owned motor vehicles used in the performance of this contract by the Professional or its employees.

Subcontractor: In the case of any work sublet, the Professional shall require subcontractor and independent contractors working under the direction of either the Professional or a subcontractor to carry and maintain the same workers compensation and liability insurance required of the Professional.

Qualifying Insurance: The insurance required by this Agreement shall be written by non-assessable insurance company licensed to do business in the State of Texas and currently rated "B" or better by the A.M. Best Companies. All policies shall be written on a "per occurrence basis" and not a "claims made" form.

RESOLUTION NO. 20-R-64

A RESOLUTION BY THE CITY COUNCIL OF THE CITY OF SCHERTZ, TEXAS APPROVING AN INTERLOCAL AGREEMENT BETWEEN THE CITY OF SCHERTZ, TEXAS AND THE ALAMO AREA COUNCIL OF GOVERNMENTS ("AACOG") RELATED TO THE PROVISION OF GOODS AND SERVICES TO JOINT BASE SAN ANTONIO ("JBSA") AND OTHER MATTERS IN CONNECTION THEREWITH

WHEREAS, the City staff of the City of Schertz (the "City") has recommended that the City enter into an Interlocal Agreement with AACOG related to the provision of goods and services to JBSA; and

WHEREAS, Chapter 791 of the Texas Government Code, as amended, titled Interlocal Cooperation Contracts, authorizes contracts between political subdivisions for the performance of governmental functions and services; and

WHEREAS, the City Council has determined that it is in the best interest of the City to enter into the Interlocal Agreement with AACOG related to the provision of goods and services to JBSA attached hereto as Exhibit A (the "Agreement").

BE IT RESOLVED BY THE CITY COUNCIL OF THE CITY OF SCHERTZ, TEXAS THAT:

Section 1. The City Council hereby authorizes the City Manager to execute and deliver the Agreement with AACOG.

Section 2. The recitals contained in the preamble hereof are hereby found to be true, and such recitals are hereby made a part of this Resolution for all purposes and are adopted as a part of the judgment and findings of the City Council.

Section 3. All resolutions, or parts thereof, which are in conflict or inconsistent with any provision of this Resolution are hereby repealed to the extent of such conflict, and the provisions of this Resolution shall be and remain controlling as to the matters resolved herein.

Section 4. This Resolution shall be construed and enforced in accordance with the laws of the State of Texas and the United States of America.

Section 5. If any provision of this Resolution or the application thereof to any person or circumstance shall be held to be invalid, the remainder of this Resolution and the application of such provision to other persons and circumstances shall nevertheless be valid, and the City Council hereby declares that this Resolution would have been enacted without such invalid provision.

Section 6. It is officially found, determined, and declared that the meeting at which this Resolution is adopted was open to the public and public notice of the time, place, and subject matter of the public business to be considered at such meeting, including this Resolution, was given, all as required by Chapter 551, Texas Government Code, as amended.

Section 7. This Resolution shall be in force and effect from and after its final passage, and it is so resolved.

PASSED AND ADOPTED, this 9th day of June, 2020.

CITY OF SCHERTZ, TEXAS

Ralph Gutierrez, Mayor

ATTEST:

Brenda Dennis, City Secretary

EXHIBIT A

INTERLOCAL AGREEMENT

Agenda No. 8.

CITY COUNCIL MEMORANDUM

City Council Meeting:	**September 15, 2026**
Department:	**Engineering**
Subject:	**Resolution 26-R-085 - Approving a Utility Service Extension Request for Water Utilities to the Project Known as the Old Wiederstein Commercial Subdivision (City Engineer Kathryn Woodlee)**

BACKGROUND

When a property within the City Limits of the City of Schertz is proposed for development and is within the City's area of Certificate of Convenience and Necessity (CCN), the connection to the City's water and/or wastewater utilities is reviewed and processed through established procedures of the platting process. When the platting requirement for a property falls under a different jurisdiction than the City at the time of development, approval of a request for utility service is required in accordance with Section 21.4.11 of the Unified Development Code (UDC). According to the UDC, authority to approve the request lies with City Council. Once approved, the developer may submit for permits to construct the necessary improvements in order to be served by the City's utility infrastructure.

The proposed development is approximately 14 acres within the City Limits of Cibolo, situated on the south side of Old Wiederstein Road just west of FM 1103. The developer proposes to construct a six-lot commercial subdivision with lot sizes ranging from 1.51 to 3.92 acres generating a nominal amount of wastewater flow and desires to connect to public water and wastewater systems.

City Council approved Resolution 25-R-163 on December 5, 2025, which approved a Utility Service Extension Request for wastewater to the property. At that time, the property was in the City of Schertz CCN for wastewater but in the CCN of Green Valley Special Utility District (GVSUD) for water. On July 7, 2026, Council approved Resolution 26-R-082, approving a water CCN transfer from GVSUD to the City of Schertz at the request of the property owner and GVSUD. Staff evaluated the request based on existing water facilities, flows expected to be needed by the proposed development, and the projection of other future demands. Adequate capacity in the water system currently exists to serve the development. In accordance with UDC 21.4.11.D, the following criteria should be considered for final action determination.

1. Whether the proposed development to be served by the extension is consistent with the Comprehensive Land Plan.
   The property lies adjacent to areas designated as Local Corridor. The proposed development would be appropriate in this area.
2. Whether the extension is proposed to be constructed in accordance with all applicable City ordinances, resolutions, regulations, and standards.
   The utility connections will be constructed in accordance with applicable City standards.
3. Whether it is feasible to annex the property, and any intervening property which is needed for utility rights-of-way, into the City.
   This criterion is not applicable as the property is directly adjacent to the City Limits of Schertz

and is within the City Limits of Cibolo.

4. Whether the utility extension would compromise the City's ability to timely provide adequate water or wastewater facilities to property inside the City.

   The proposed connections are not expected to compromise the City's ability to provide timely and adequate water or wastewater facilities to property inside the City Limits.

5. Whether the utility extension will lead to premature development that cannot be served efficiently and timely by roadway, drainage, or park facilities.

   The proposed connections will not lead to premature development that cannot be served by existing roadway, drainage, or park facilities.

6. Whether the utility extension is financially feasible given the proposed means of financing the extension.

   The proposed connections will be paid for by the developer.

7. Whether the utility extension will lead to significant degradation of water quality or other environmental resources, either from construction of the water or wastewater improvements, development of the property owner's land, or development of other land that may be served through the extended facilities.

   The proposed connections are not expected to lead to significant degradation of environmental resources.

8. Whether the property owner proposes to extend wastewater facilities without utilizing City water facilities.

   The property will be using both City wastewater and water facilities.

9. The extent to which the proposed agreement promotes the health, safety, or general welfare of the City and the safe, orderly, efficient and healthful development of the City.

   By following City standards, the connections and proposed development of the property are not expected to jeopardize the safe, efficient, and healthful development of the City.

GOAL

The goal of Resolution 26-R-085 is the approval of the Utility Service Extension Request for water service to the Wiederstein Commercial Subdivision.

COMMUNITY BENEFIT

Providing water service to a property just outside the City limit boundary represents positive cooperation with area partners the City of Cibolo and GVSUD to facilitate development without unnecessary expansion of utility facilities by any entity and is positive for the greater area community.

SUMMARY OF RECOMMENDED ACTION

Staff recommends that Council approve Resolution 26-R-085, approving the requested Utility Service Extension Request for water service to the Wiederstein Commercial Subdivision.

RECOMMENDATION

Approve Resolution 26-R-085.

Attachments

Resolution 26-R-085

Old Wiederstein Commercial Water Service Extension Request

Vicinity Map

RESOLUTION 26-R-085

A RESOLUTION BY THE CITY COUNCIL OF THE CITY OF SCHERTZ, TEXAS, APPROVING A UTILITY SERVICE EXTENSION REQUEST FOR WATER UTILITIES TO THE PROJECT KNOWN AS THE OLD WIEDERSTEIN COMMERCIAL SUBDIVISION

WHEREAS, The City of Schertz provides retail water service under a Certificate of Convenience and Necessity (CCN) issued by the Public Utility Commission of Texas (PUC) to certain areas in Guadalupe County; and

WHEREAS, the City of Schertz and Green Valley Special Utility District (GVSUD) have entered into an agreement to transfer certain property in Guadalupe County from the water CCN of GVSUD to the water CCN of Schertz; and

WHEREAS, the property on the south side of Old Wiederstein Road west of FM 1103 is outside the City Limits of the City of Schertz but within the agreed upon new boundary of the City's water CCN; and

WHEREAS, the developer of the property at 21001 Old Wiederstein Road proposes a project known as the Old Wiederstein Commercial Subdivision and has submitted a Utility Service Extension Request to be served by the City of Schertz water system while being located within the City Limits of Cibolo; and

WHEREAS, the City Council has determined that the criteria for approval of the Utility Service Extension Request as set forth in the Unified Development Code (UDC) Section 21.4.11 are being met.

NOW THEREFORE, BE IT RESOLVED BY THE CITY COUNCIL OF THE CITY OF SCHERTZ, TEXAS, THAT:

Section 1. The City Council hereby approves the Utility Service Extension Request for the project known as the Old Wiederstein Commercial Subdivision, thereby allowing the submittal of applications for and construction of connections to City of Schertz water utilities from the commercial properties within the subdivision**.**

Section 2. The recitals contained in the preamble hereof are hereby found to be true, and such recitals are hereby made a part of this Resolution for all purposes and are adopted as a part of the judgment and findings of the City Council.

Section 3. All resolutions, or parts thereof, which are in conflict or inconsistent with any provision of this Resolution are hereby repealed to the extent of such conflict, and the provisions of this Resolution shall be and remain controlling as to the matters resolved herein.

Section 4. This Resolution shall be construed and enforced in accordance with the laws of the State of Texas and the United States of America.

Section 5. If any provision of this Resolution or the application thereof to any person or circumstance shall be held to be invalid, the remainder of this Resolution and the application of such provision to other persons and circumstances shall nevertheless be valid, and the City Council hereby declares that this Resolution would have been enacted without such invalid provision.

Section 6. It is officially found, determined, and declared that the meeting at which this Resolution is adopted was open to the public and public notice of the time, place, and subject matter of the public business to be considered at such meeting, including this Resolution, was given, all as required by Chapter 551, Texas Government Code, as amended.

Section 7. This Resolution shall be in force and effect from and after its final passage, and it is so resolved.

PASSED AND APPROVED on the _____ day of _____, 2026.

CITY OF SCHERTZ, TEXAS

_____
Ralph Rodriguez, Mayor

ATTEST:

_____
Sheila Edmondson, City Secretary

February 4, 2026

City of Schertz
1400 Schertz Parkway
Schertz, Texas 78154

Re: Old Wiederstein Commercial Subdivision
Letter of Intent for Service Extension Request for Domestic & Fire Water

To whom it may concern:

This letter serves as a formal request for a Domestic & Fire Water Service Extension from the City of Schertz for the proposed Old Wiederstein Commercial Subdivision. The project site is located at 21001 Old Wiederstein Rd, Cibolo, TX 78108 and consists of subdividing the parent tract into six commercial lots ranging from 1.51 acres to 3.92 acres.

Although the property is located outside the City of Schertz's city limits and ETJ, the City's water system has been identified as the only feasible service provider capable of supporting the proposed development. Alternative providers including Green Valley SUD and the City of Cibolo were evaluated and determined unable to provide adequate water service to this site.

The proposed domestic and fire connection for the commercial subdivision will be designed and constructed in full accordance with City of Schertz standards, ordinances, and regulations. We anticipate no adverse impacts to the existing utility infrastructure, and all appropriate engineering and construction measures will be implemented to ensure full compliance and system integrity.

Should you or your staff have any questions, comments, or require additional information, please do not hesitate to contact me at your convenience.

Sincerely,
MatkinHoover Engineering & Surveying
TBPE Firm Registration No. F-4512

Matt Hubble
Assistant Project Manager

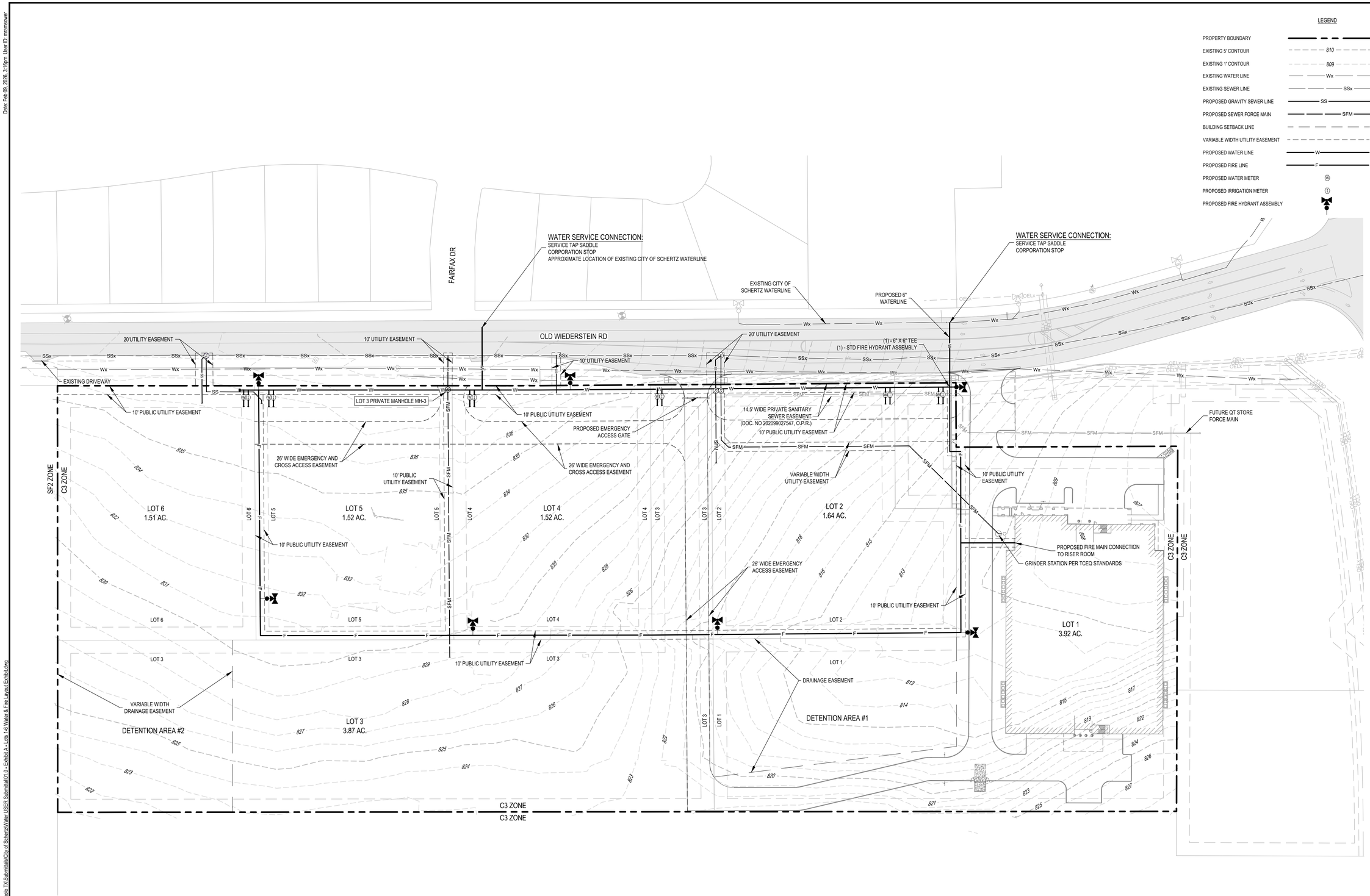

FOR REVIEW ONLY - NOT FOR CONSTRUCTION

LOTS 1-6 WATER & FIRE LAYOUT EXHIBIT

FOR

CIBOLO SELF STORAGE

CIBOLO, TEXAS

This document is released for REVIEW PURPOSES ONLY, NOT FOR CONSTRUCTION and was prepared under the authorization of Kenneth B. Kolacny, Registered Professional Engineer, State of Texas, Registration No. 86300. DATE: FEBRUARY 2026

REVISIONS:

MATKIN HOOVER ENGINEERING & SURVEYING
BOERNE | GEORGETOWN | SPRING
8 SPENCER ROAD, SUITE 100, BOERNE, TEXAS 78006 | OFFICE: 830.249.0600
TBPE FIRM REGISTRATION F-10024700 | TBPLS FIRM REGISTRATION F-10024000
CIVIL ENGINEERS | SURVEYORS | LAND PLANNERS | CONSTRUCTION MANAGERS | CONSULTANTS

JOB NO.	3402.01
DESIGNED BY:	MR / BY
DRAWN BY:	MV / RV
CHECKED BY:	KK
SHEET #	

Date: Feb 09, 2026, 3:16pm User ID: mrsmsower
Z:\PROJECTS\3402 - Old Wiederstein Storage, Cibolo TX\Submittals\City of Schertz\Water\USER Submittal\01.0 - Exhibit A - Lots 1-6 Water & Fire Layout Exhibit.dwg

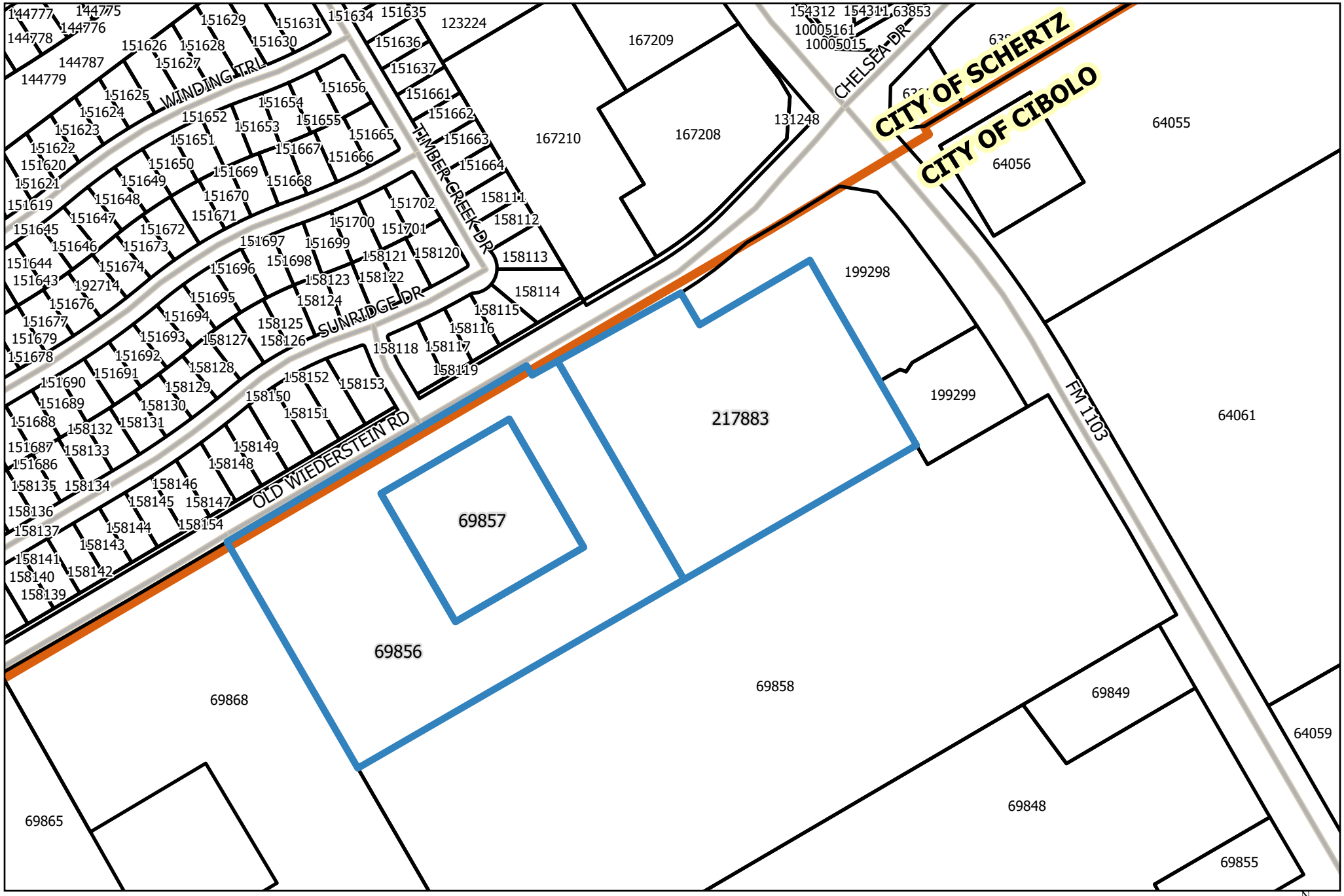

SCHERTZ
COMMUNITY ★ SERVICE ★ OPPORTUNITY

Last update: June 30, 2026

City of Schertz, GIS Specialist: Bill Gardner, gis@schertz.com (210) 619-1185

The City of Schertz provides this Geographic Information System product "as is" without any express or implied warranty of any kind including but not limited to the implied warranties of merchantability and fitness for a particular purpose. In no event shall The City of Schertz be liable for any special, indirect, or consequential damages or any damages whatsoever arising out of or in connection with the use of or performance of these materials. Information published in this product could include technical inaccuracies or typographical errors. Periodical changes may be added to the information herein. The City of Schertz may make improvements and/or changes in the product(s) described herein at any time.

Old Wiederstein Commercial Subdivision
Resolution # 26-R-085

Old Wiederstein Commercial Subdivision

Parcels

City Limits

N W E S

0 125 250 500 Feet

Agenda No. 9.

CITY COUNCIL MEMORANDUM

City Council Meeting:	**September 15, 2026**
Department:	**City Secretary**
Subject:	**Resolution 26-R-092 - Authorizing bad debt revenue adjustments (Finance Director James Walters)**

BACKGROUND

In the EMS, Utility Billing, Library and Magazine functions, services are provided to customers up front and billing is settled later. Since services are provided before receiving payment, inevitably, the City has customers that do not pay for the services provided.

When this occurs, staff reaches out to the customer to try to collect the outstanding payment, including follow-up notices and phone calls to try to reach out to the customer to remind them of the outstanding balance and encourage payment. However, the longer the customer account goes without a payment, the less likely that any payment will be received.

Once a customer account reaches 180 days without activity, Staff brings those accounts to the City Council to be "written off". This process is an accounting procedure following the Generally Accepted Accounted Principles (GAAP), which lays the framework of accounting practices in the U.S. This designation means it is unlikely those outstanding balances will ever be collected. This leads to an accounting adjustment on the City's Financial Statements to accurately show how much is still outstanding and is reasonable to expect collection.

If a customer's account has been written off, this does not erase or forgive that debt. The city can and does collect some portion of the amount owed by those customers. This can be through the debt collection agency used by EMS or if the customer returns to the City and requests new services through the Magazine or Utility Billing.

On August 27, 2019, City Council approved the Schertz EMS Charity Care Policy. Approving the Charity Care Policy benefits our citizens who do not have insurance and do not have the ability to pay for ambulance services. In the past, these accounts were sent to collections and written off throughout year with little expectation to recover any revenue.

The Library write offs are for items which are deemed no longer collectible. The accounts Staff feels cannot be collected will come before council in the quarterly write-off requests. There will be no Library write offs this time as staff must manually clear the previous approved amounts from their database before continuing.

The resolution authorizes the debt for these areas that is more than 180 days outstanding as of December 1, 2025, to be written off. These write-offs come before council quarterly and last came before council on May 12, 2026.

Previous Write off Amount:

March 2021:	$1,330,234.88
June 2021:	$904,511.15
September 2021:	$750,502.47
December 2021:	$587.362.56
March 2022:	$675,977.28
June 2022:	$564,972.72
September 2022:	$842,197.07
December 2022:	$660,162.69
March 2023:	$709,180.00
June 2023:	$629,399.75
September 2023:	$1,043,989.48
December 2023:	$736,479.42
March 2024:	$939,856.26
June 2024:	$786,518.97
September 2024:	$755,410.63
December 2024:	$718,424.29
March 2025:	$1,345,608.95
June 2025:	$ ----
September 2025*:	$1,654,478.02
December 2025:	$899,290.71
March 2026	$787,390.88
June 2026	$1,294,049.75

*For September 2025, the amount includes write-off amounts for both June and September 2025.

GOAL

To approve write-offs of bad debt in accordance with the standards laid out by GAAP.

COMMUNITY BENEFIT

This will show the City's Financial Statements according to national standards and City policy.

SUMMARY OF RECOMMENDED ACTION

Approve Resolution No. 26-R-092 to write off receivables that are older than 180 days.

FISCAL IMPACT

This accounting adjustment will not affect the City's Budget or financial standing. The amount written off is estimated during the budget process and is accounted for in the revenue estimations and the bad debt expense accounts. The action taken tonight will reduce the amount shown as owed to the City by $1,294,049.75 and set it equal to the amount seen as still reasonably collectible. The breakdown is as follows:

EMS - $843,180.05
EMS Charity Care - $433,227.59
Utility Billing - $17,642.11
Library - $0.00
Magazine - $0.00

RECOMMENDATION

Staff recommends Council approve Resolution No. 26-R-092 .

Attachments

26-R-092 Write Off Adjustments

RESOLUTION 26-R-092

A RESOLUTION BY THE CITY COUNCIL OF THE CITY OF SCHERTZ, TEXAS AUTHORIZING DEBT REVENUE ADJUSTMENTS FOR CERTAIN INACTIVE OUTSTANDING RECEIVABLES AND OTHER MATTERS IN CONNECTION THEREWITH.

WHEREAS, the City staff of the City of Schertz (the "City") has recommended that the City maintains quarterly debt revenue adjustments for inactive outstanding accounts; and

WHEREAS, The Centers for Medicare and Medicaid Services requires a charity care policy to continue participating in the Texas Ambulance Services Supplemental Payment Program (TASSPP); and

WHEREAS, the City Council has determined that it is in the best interest of the City that all inactive outstanding accounts after 180 days nonpayment will be sent to City Council for consideration for write offs.

NOW THEREFORE, BE IT RESOLVED BY THE CITY COUNCIL OF THE CITY OF SCHERTZ, TEXAS THAT:

Section 1. The City Council hereby authorizes the write off, including Charity Care, in the amount and distribution of accounts below:

Function	*Amount*
EMS	$843,180.05
Charity Care	$433,227.59
Utility Billing	$17,642.11
Magazine	$0.00
Library	$0.00
Total	$1,294,049.75

Section 2. The recitals contained in the preamble hereof are hereby found to be true, and such recitals are hereby made a part of this Resolution for all purposes and are adopted as a part of the judgment and finding of the City Council.

Section 3. All resolutions or parts thereof, which are in conflict or inconsistent with any provision of this Resolution are hereby repealed to the extent of such conflict, and the provisions of this Resolution shall be and remain controlling as to the matters resolved herein.

Section 4. This Resolution shall be construed and enforced in accordance with the laws of the State of Texas and the United States of America.

Section 5. If any provision of this Resolution or the application thereof to any person or circumstance shall be held to be invalid, the remainder of this Resolution and the application of such provision to other persons and circumstances shall nevertheless be valid, and the City Council hereby declares that this Resolution would have been enacted without such invalid provision.

Section 6. It is officially found, determined, and declared that the meeting at which this Resolution is adopted was open to the public and public notice of the time, place, and subject matter of the public business to be considered at such meeting, including this Resolution, was given, all as required by Chapter 551, Texas

Section 7. This Resolution shall be in force and effect from and after its final passage, and it is so resolved.

PASSED AND ADOPTED, this _____ day of _____, 2026.

CITY OF SCHERTZ, TEXAS

_____
Ralph Rodriguez, Mayor

ATTEST:

_____
Sheila Edmondson, City Secretary

Agenda No. 10.

CITY COUNCIL MEMORANDUM

City Council Meeting:	**September 15, 2026**
Department:	**City Secretary**
Subject:	**Resolution 26-R-100 - Acceptance of FY27 MVCPA Grant Award (Asst. Police Chief Phillip E. Waller)**

BACKGROUND

In May 2026, the City of Schertz Police Department applied for the Fiscal Year 2027 Motor Vehicle Crime Prevention Authority (MVCPA) grant. The organization and grant targets crimes affecting motor vehicles, such as vehicle theft, vehicle burglaries, and catalytic converter thefts. In July 2026, staff members from the Schertz Police Department presented supporting information in front of the MVCPA grant board and were ultimately awarded the department the requested funds. Permission to apply for the grant was adopted under Resolution 26-R-058 in May 2026. Funds for the grant will support continued funding for ALPR cameras and to start a Drone As First Responder Program.

GOAL

The goal of the grant is to support continued funding for mitigation of motor vehicle related crimes and to assist in other crimes in the City of Schertz.

COMMUNITY BENEFIT

ALPR cameras are designed to capture license plate numbers and vehicle details to assist in investigations. The ALPR system can provide real-time data and alerts on multiple types of crimes, wanted subjects, and missing subjects, and better assist law enforcement case investigation. The program utilizes installed cameras around strategic locations to capture public data and covers a wide variety of areas, including main thoroughfairs and residential streets.

SUMMARY OF RECOMMENDED ACTION

The Schertz Police Department recommends approval to accept the grant award.

FISCAL IMPACT

The Flock Camera system will be maintained with the amount of $124,920, of which $20,820 will be paid by the City and the remaining amount reimbursable by the granting agency. The Drone As First Responder Program has not entered the contract phase, and no vendor has been selected. The funds allocated for the DFR Program are $247,078, of which $41,180 will be paid by the City and the remaining amount reimbursable by the granting agency. The total funding required is $371,998, $309,998 grant award and $62,000 city funds from the existing Police operating budget.

RECOMMENDATION

The Schertz Police Department recommends approval to accept the grant award.

Attachments

FY 27 Award Letter
Resolution 26-R-058- To Apply for Award
Resolution to Accept Award

Motor Vehicle Crime Prevention Authority
FY2027 Grant Award Notification
Application Review and Request to Negotiate
August 6, 2026

Greetings:

The Motor Vehicle Crime Prevention Authority (MVCPA) met on **July 24th, 2026,** and issued an **FY2027 Catalytic Converter Theft Prevention Grant Award** to the **City of Schertz** in response to the application that was submitted by **Steve Williams at 5/7/2026 11:04:21 AM.**

FY27 Grant Award Amount	**$309,998**
Grant Amount Requested	**$309,998**
Difference between request and award amount is	$0
Proposed FY2027 Cash Match in Application	$62,000
Minimum Amount of Cash Match Required to receive this Award	**20% of FY27 Grant Award Amount**

City of Schertz submitted the original grant applications in the on-line system at https://mvcpa.tamu.edu/. There may be some errors, omissions, corrections or other information that must be edited prior to the Statement of Grant Award being issued.

A grantee representative must log back into the on-line system at https://mvcpa.tamu.edu/, select the **CC Negotiation** link and make edits. In addition, there are issues identified by MVCPA Board members and staff during the review that the Applicant must address:

Required Corrections or Deletions

- **None**

Overall Total Score of Application: 12

You may schedule a teleconference appointment with MVCPA staff by sending an e-mail to grantsMVCPA@txdmv.gov to discuss any issues or request assistance with the grant application, required changes, or the negotiation process.

RESOLUTION 26-R-058

A RESOLUTION BY THE CITY COUNCIL OF THE CITY OF SCHERTZ, TEXAS AUTHORIZING THE SCHERTZ POLICE DEPARTMENT TO APPLY FOR THE FY 27 MOTOR VEHICLE CRIME PREVENTION AUTHORITY GRANT PROGRAM.

WHEREAS, The Schertz City Council finds it in the best interest of the citizens of the City of Schertz that the FY 2027 Motor Vehicle Crime Prevention Authority Grant be operated for the Fiscal Year 2027.

WHEREAS, under the provisions of the Texas Transportation Code Chapter 1006 and Texas Administrative Code Title 43; Part 3; Chapter 57, entities are eligible to receive grants from the Motor Vehicle Crime Prevention Authority to provide financial support to law enforcement agencies for economic automobile theft enforcement teams and to combat motor vehicle burglary in the jurisdiction; and

WHEREAS, this grant program will assist this jurisdiction to combat motor vehicle burglary, theft and catalytic converter theft; and

WHEREAS, the Schertz City Council is informed that there is a 20% matching fund requirement for said project. At this time, the whole 20% cash match contribution would be no more than $62,000, however, this amount may be reduced as the application is reviewed and items removed; and

WHEREAS, the Schertz City Council agrees that in the event of loss or misuses of the Office of the Governor funds, the Schertz City Council assures that the funds will be returned in full to the Motor Vehicle Crime Prevention Authority; and

WHEREAS, the Schertz City Council designates the City Manager as the grantee's authorized official. The authorized official is given the power to apply for, accept, reject, alter, or terminate the grant on behalf of the applicant agency; and

WHEREAS, the Schertz Police Department will submit another resolution for approval if the grant is awarded to the Department. The new resolution will include the funds awarded and the scale of the project.

NOW THEREFORE, BE IT RESOLVED BY THE CITY COUNCIL OF THE CITY OF SCHERTZ, TEXAS THAT:

Section 1. The City Council hereby approves the submission of the grant application for the FY 2027 Motor Vehicle Crime Prevention Authority Grant and designates the Schertz City Manager as the Authorized Officer to apply for, accept, decline, modify, or cancel the grant application.

Section 2. The Schertz Police Chief is designated as the Program Direct and the Schertz Financial Director is designated as the Financial Officer for this grant. .

Section 3. All resolutions, or parts thereof, which are in conflict or inconsistent with any provision of this Resolution are hereby repealed to the extent of such conflict, and the provisions of this Resolution shall be and remain controlling as to the matters resolved herein.

Section 4. This Resolution shall be construed and enforced in accordance with the laws of the State of Texas and the United States of America.

Section 5. If any provision of this Resolution or the application thereof to any person or circumstance shall be held to be invalid, the remainder of this Resolution and the application of such provision to other persons and circumstances shall nevertheless be valid, and the City Council hereby declares that this Resolution would have been enacted without such invalid provision.

Section 6. It is officially found, determined, and declared that the meeting at which this Resolution is adopted was open to the public and public notice of the time, place, and subject matter of the public business to be considered at such meeting, including this Resolution, was given, all as required by Chapter 551, Texas Government Code, as amended.

Section 7. This Resolution shall be in force and effect from and after its final passage, and it is so resolved.

PASSED AND ADOPTED, this 5th day of May, 2026.

CITY OF SCHERTZ, TEXAS

Ralph Rodriguez, Mayor

ATTEST:

Sheila Edmondson, City Secretary

RESOLUTION 26-R-100

A RESOLUTION BY THE CITY COUNCIL OF THE CITY OF SCHERTZ, TEXAS ACCEPTING A GRANT AWARD FROM THE MOTOR VEHICLE CRIME PREVENTION AUTHORITY TO MITIGATE MOTOR-VEHICLE BURGLARIES, CATALYTIC CONVERTER THEFTS, AND AUTHORIZING EXPENDITURES WITH INSIGHT LPR FOR THE FLOCK CAMERA SYSTEM AND BEING PROCUREMENT OF A DRONE AS FIRST RESPONDER PROGRAM

WHEREAS, under the provisions of the Texas Transportation Code Chapter 1006 and Texas Administrative Code Title 43; Part 3; Chapter 57, entities are eligible to receive grants from the Motor Vehicle Crime Prevention Authority to provide financial support to law enforcement agencies for economic automobile theft enforcement teams and to combat motor vehicle burglary in the jurisdiction; and

WHEREAS, this grant program will assist this jurisdiction to combat motor vehicle burglary and catalytic converter thefts; and

WHEREAS, the City of Schertz has agreed that in the event of loss or misuse of the grant funds, the City of Schertz assures that the grant funds will be returned in full to the Motor Vehicle Crime Prevention Authority; and

WHEREAS, Schertz desires to accept the FY27 grant award and use all funds for purposes in compliance with the grant program requirement, and maintain the Flock Camera system from Insight LPR, and begin procurement of a Drone As First Responder program; and

WHEREAS, purchases of materials, supplies, goods, services or equipment made in accordance with Texas Local Government Code Chapter 271, Subchapter F and the City of Schertz Purchasing Policy satisfy the requirement of a local government to seek competitive bids for the purchase of the goods or services;

NOW THEREFORE, BE IT RESOLVED BY THE CITY COUNCIL OF THE CITY OF SCHERTZ, TEXAS THAT:

Section 1. The City Council hereby accepts the grant from the Motor Vehicle Crime Prevention Authority for FY 27 and designates Steve Williams, Schertz City Manager, as the Authorized Official to accept, decline, modify, or cancel the grant application for the Motor Vehicle Crime Prevention Authority Grant Program and all other necessary documents to accept said grant.

Section 2. James Lowery, Schertz Police Chief, is designated as the Program Director and James Walters, Schertz Financial Director is designated as the Financial Officer for this grant.

Section 3. The Flock Camera system will be maintained with the amount of $124,920, of which $20,820 will be paid by the City and the remaining amount reimbursable by the granting agency.

Section 4. The Drone As First Responder Program has not entered the contract phase, and no vendor has been selected. The funds allocated for the DFR Program are $247,078, of which $41,180 will be paid by the City and the remaining amount reimbursable by the granting agency.

Section 5. The recitals contained in the preamble hereof are hereby found to be true, and such recitals are hereby made a part of this Resolution for all purposes and are adopted as a part of the judgment and findings of the City Council.

Section 6. All resolutions, or parts thereof, which are in conflict or inconsistent with any provision of this Resolution are hereby repealed to the extent of such conflict, and the provisions of this Resolution shall be and remain controlling as to the matters resolved herein.

Section 7. This Resolution shall be construed and enforced in accordance with the laws of the State of Texas and the United States of America.

Section 8. If any provision of this Resolution or the application thereof to any person or circumstance shall be held to be invalid, the remainder of this Resolution and the application of such provision to other persons and circumstances shall nevertheless be valid, and the City Council hereby declares that this Resolution would have been enacted without such invalid provision.

Section 9. It is officially found, determined, and declared that the meeting at which this Resolution is adopted was open to the public and public notice of the time, place, and subject matter of the public business to be considered at such meeting, including this Resolution, was given, all as required by Chapter 551, Texas Government Code, as amended.

Section 10. This Resolution shall be in force and effect from and after its final passage, and it is so resolved.

PASSED AND APPROVED, this _____ day of _____, 2026.

CITY OF SCHERTZ, TEXAS

_____
Mayor, Ralph Rodriguez

ATTEST:

_____
City Secretary, Sheila Edmondson

Agenda No. 11.

CITY COUNCIL MEMORANDUM

City Council Meeting:	**September 15, 2026**
Department:	**City Secretary**
Subject:	**Official Ballot for Texas Municipal League Intergovernmental Risk Pool Board of Trustees Election (City Secretary Sheila Edmondson)**

BACKGROUND

This is the official ballot for the election of Places I through 4 of the Board of Trustees for the Texas Municipal League Intergovernmental Risk Pool. The Governing Body of each Member of the Pool is entitled to vote for members of the Board of Trustees.

The officials listed on this ballot have been nominated to serve a six-year term on the TML Intergovernmental Risk Pool (Workers' Compensation, Property and Liability) Board of Trustees. The names of the candidates for each Place on the Board of Trustees are listed in alphabetical order on this ballot.

Ballots must reach the office of David Reagan, Secretary of the Board, no later than September 30, 2026. Ballots received after September 30, 2026, cannot be counted. The ballot must be properly signed and all pages of the ballot must be mailed to: Trustee Election, David Reagan, Secretary of the Board, P.O. Box 149194, Austin, Texas 78714-9194. If the ballot is not signed, it will not be counted.

Attachments

Texas Municipal League IRP Board of Trustees Ballot

OFFICIAL BALLOT

Texas Municipal League Intergovernmental Risk Pool
Board of Trustees Election

This is the official ballot for the election of Places 1 through 4 of the Board of Trustees for the Texas Municipal League Intergovernmental Risk Pool. The Governing Body of each Member of the Pool is entitled to vote for members of the Board of Trustees. Please record your organization's choices by placing an "X" in the square beside the candidate's name or writing in the name of an eligible person in the space provided. You may vote for only one candidate for each Place.

The officials listed on this ballot have been nominated to serve a six-year term on the TML Intergovernmental Risk Pool (Workers' Compensation, Property and Liability) Board of Trustees. The names of the candidates for each Place on the Board of Trustees are listed in alphabetical order on this ballot.

About Write-In Candidates. A write-in candidate is a person who is **not** listed on this ballot. The write-in line for each Place is provided only for a governing body that wishes to vote for someone other than the candidates printed on this ballot. If you vote for a candidate whose name is printed on the ballot, mark the square beside that candidate's name and leave the write-in line for that Place blank. **Do not also write that candidate's name on the write-in line.** A ballot that shows both a marked square and a name on the write-in line for the same Place has two votes recorded for that Place, and no vote can be counted for that Place. Marking a square and writing the same name does not strengthen the vote. Write in a name only if you are voting for a person not listed. A write-in candidate must meet the same eligibility requirements as the nominated candidates.

Ballots must reach the office of David Reagan, Secretary of the Board, no later than September 30, 2026. Ballots received after September 30, 2026, cannot be counted. **The ballot must be properly signed and all pages of the ballot must be mailed to: Trustee Election, David Reagan, Secretary of the Board, P.O. Box 149194, Austin, Texas 78714-9194. If the ballot is not signed, it will not be counted.**

PLACE 1

☐ **Kevin Clark.** Council Member for the City of Gladewater (Region 15) for eight years. He has also served as the City Council's Ex Officio representative to the Board of Adjustments, Planning and Zoning Commission, and Parks and Recreation Board. During his tenure, he spearheaded the restructuring of the Gladewater Fire Department. Prior to his municipal service, Kevin retired after a distinguished 20-year career in the United States Marine Corps, attaining the rank of Gunnery Sergeant and serving during Operation Desert Storm. He then earned a degree in Speech Communication with a minor in English and spent 23 years as a teacher and coach at Gladewater High School. He has more than four decades of public service.

☐ **J.W. 'Buzz' Fullen** (*Incumbent*). Commissioner for the Henderson Housing Authority (Region 15) from 2012 to 2018 and from 2024 to present. Formerly, Mayor of the City of Henderson from 2004 to 2012 and from 2018 to 2024. He currently serves on the Henderson Civic Center Board (2003–present), the Henderson ETMC Hospital Diabetes Board (2009 – present), the Texas Eastern 911 Board for Rusk and Harrison Counties as Chair (2024 – present) and the Keep Henderson Beautiful Board (2008 – present). He has been a Board member of the TML Intergovernmental Risk Pool since 2010, during which time he served as Chair (2018 – 2020) and Vice Chair (2016 – 2018).

☐ **John Kinnaird.** Chairman of the McLennan Central Appraisal District (Region 9). He was a four-term member of the Waco City Council and served in various leadership roles with the National League of Cities. He also provides governance and oversight for several non-profits within the community, engaging in areas ranging from workforce and economic development to arts, beautification, and culture. He is a Baylor University graduate, CFA charterholder, and is an SVP and lead investment officer of a local wealth management firm. Mr. Kinnaird has more than a decade of public and municipal government service, complemented by over two decades of professional experience in the financial services sector.

☐ **Carey D. Neal, Jr.** City Manager for the City of Seagoville (Region 13). Previously, he served as Deputy City Manager for the City of Lancaster. Mr. Neal holds a Master of Public Administration from American University and a Bachelor of Science from the University of Texas at Arlington. He is currently pursuing a PhD in Public Policy at Liberty University. He is an active member of the International City/County Management Association, the Texas City Management Association, and serves as Director at Large for the North Texas City Management Association. He has served on several governing boards, including the Texas Coalition for Affordable Power Board and the North Texas Housing Finance Corp. Board.

WRITE IN CANDIDATE (complete only if you did not mark a square above)**:**

_____

PLACE 2

☐ **Adam Benefield.** Council Member for the City of Lago Vista (Region 10). He has served as the City Council liaison to the Building and Standards Commission and has been actively involved in matters related to municipal operations, budgeting, infrastructure, development, public safety, and risk management. Mr. Benefield has extensive experience as a business owner and operator in the construction, irrigation, landscaping, and water-related service industries. He is licensed through the Texas Commission on Environmental Quality as a Licensed Irrigator, Backflow Prevention Assembly Tester, Water Treatment Specialist, Customer Service Inspector, and Irrigation Inspector. He is committed to responsible local government and fiscal discipline.

☐ **Emily Crawford** (*Incumbent*). City Manager for the City of Abilene (Region 6) since June 2025. Previously, she was City Manager of Brownwood, Texas, for 10 years where she led numerous transformational initiatives including downtown revitalization, a countywide 911/dispatch center, and major investments in infrastructure and public facilities. She serves as Immediate Past President of the Texas City Management Association (TCMA). Ms. Crawford holds a Master of Science in Organizational Development from Abilene Christian University, a bachelor's degree in Health and Wellness Promotion from Texas State University, and has completed the Executive Training Institute at the LBJ School of Public Affairs, University of Texas at Austin.

☐ **Anthony DeFrancisis.** Mayor Pro Tem for the City of Bertram (Region 10). He has a Bachelor of Science degree from Pennsylvania State University, an MBA from Point Park University, and an M.Ed. from Lamar University. He served as a school administrator, domestically and internationally, for 6 years, a secondary mathematics educator for 20 years, and as a mentor and evaluator of incoming educators for various school districts. Previously, he was a member of the Zoning Board of Adjustment for the City of Hutto. He is a member of the Ancient Free & Accepted Masons and the Ben Hur Shriners. He has a strong commitment to public service and sound local governance.

WRITE IN CANDIDATE (complete only if you did not mark a square above):

_____

PLACE 3

☐ **Corby Alexander.** City Manager for the City of La Porte (Region 14). He is a native of Henderson, Texas, and has guided other Texas cities in previous management roles and administrative positions. Corby Alexander holds a bachelor's degree in political science from Texas A&M University and a master's degree in public administration from the George Bush School of Government and Public Service at Texas A&M. He is involved with the International City/County Management Association, the Texas City Management Association, and Rotary International. Corby and his wife are proud parents who enjoy spending quality time with their family, participating in church activities, and engaging in community events.

☐ **Jim Holgersson.** City Manager for the City of Corsicana (Region 9). He previously served as City Manager for the Texas cities of Waco and Arlington and has held municipal management positions in four additional states. He is a member of the International City/County Management Association (ICMA), where he has served on three committees, and is a past president of both the North Texas City Management Association and the Tennessee City Management Association. He holds a master's degree in public administration from the University of Arkansas.

☐ **Cecil A. Hutson, Jr.** Mayor Pro Tem for the City of Combine (Region 13) since May 2022 and served on the City Council since May 2018. Mr. Hutson and his wife, Barbie, moved to Combine in September of 2016 after raising their family in Mesquite, Texas. They have three adult children and eleven grandchildren. Currently, he is the branch owner of TWFG – Hutson Insurance Services in Mesquite, and Barbie is a retired educator. He and his wife are active in their local church and in the community. Mr. Hutson states his experience in the insurance industry, serving as a risk advisor, would be invaluable as he further serves Texas communities as a Board member of the TML Risk Pool.

☐ **Andy Joslin.** City Manager for the City of Beeville (Region 11). Previously, he served as City Manager for the City of Floresville from 2021 to 2024. Mr. Joslin also served as City Manager and Finance Director for the City of Alice. Earlier in his public service career, he held multiple leadership roles with the City of Floresville, including Interim City Manager, Assistant Chief of Police, and Narcotics Task Force Commander. Mr. Joslin earned a Bachelor of Occupational Education degree with a specialization in Law Enforcement from Wayland Baptist University and is a graduate of the FBI National Academy, Session 219. He has served as President of the Floresville Lions Club and held board positions on other governing boards.

☐ **Ronda Perez.** City Manager for the City of Anna (Region 13) since March 2026. She notes her accomplishments are built upon a strong foundation, and her years of experience in servant leadership speak volumes regarding her keen understanding of local government and its purpose. She also states she is deeply dedicated to the cities she serves with vision, execution, development and consensus building. Ms. Perez earned a master's degree in criminal justice from California State University, Long Beach, as well as dual bachelor's degrees in political science and criminology, law and society from the University of California, Irvine. She is also a recent graduate of the Harvard Kennedy School of Government for local and state officials.

☐ **Garrett Spradling.** City Manager for the City of Borger (Region 2). He began his public service career on the Borger City Council. His background includes service as Deputy Fire Marshal/Emergency Management Coordinator and multiple supervisory and command roles with the Borger Police Department. He also served as President and Vice President of Spradling Oil, LP, where he oversaw safety programs, DOT and regulatory compliance, spill prevention planning, commercial vehicle operations, OSHA-related documentation, and workers' compensation. Mr. Spradling holds a Master of Public Administration and a Bachelor of Arts in Political Science from Texas Tech University and is a Certified Public Manager.

PLACE 3 CANDIDATES CONTINUE ON THE FOLLOWING PAGE

CANDIDATES FOR PLACE 3 (CONTINUED)

☐ **Isaac Tawil.** City Manager for the City of McAllen (Region 12). He has over 25 years of dedicated service to Texas municipalities. As City Manager, he oversees a budget exceeding $650 million. Before his appointment as City Manager, he served in the City Attorney's Office for 13 years, most recently as City Attorney where he gained experience in municipal law, governance, risk management, insurance, and regulatory compliance. Mr. Tawil also serves as a Trustee of the Texas Municipal Retirement System (TMRS). He states his combined executive leadership, fiduciary oversight, and legal expertise provide a strong foundation for advancing sound governance, fiscal responsibility, and effective risk management on behalf of Texas cities.

☐ **Alun Thomas.** City Administrator for the City of Rollingwood (Region 10) since March 2025. Previously, he served the City of Santa Fe where he began as City Secretary and advanced to City Manager. In that role, he reports he used his emergency management experience to mitigate the effects of Hurricane Beryl through proactive hardening of City-owned facilities, employee training, and extensive pre- and post- event community outreach and education. Mr. Thomas holds a bachelor's degree in political science, and a master's degree in both political science and public administration from the University of Houston. He is a member of the Texas City Management Association and the Government Finance Officers Association.

WRITE IN CANDIDATE (complete only if you did not mark a square above)**:**

_____

PLACE 4

☐ **Austin Bleess** (*Incumbent*). City Manager for the City of Jersey Village (Region 14) since 2017. He has served on the TML Risk Pool Board since 2022, and as Vice Chair of the Board since 2025. Previously, he served as City Administrator in Winnebago, MN and City Manager in Caribou, ME. Mr. Bleess holds a BA in Political Science from Bethel University and a Master of Public Administration from Walden University. He is a Credentialed Manager through ICMA. He is a member of TCMA and served on the TCMA Board from 2024 to 2026. As a part of the America 250 celebration, he was named as one of 250 Government Champions who exemplify "democracy at the doorstep" through dedication, innovation, and the highest sense of public service.

☐ **James Hotopp.** City Manager for the City of Weatherford (Region 8) since November 2018. He began his career with the City of Weatherford in 2007 and advanced through a series of positions, including Utility Engineer, City Engineer, Director of Water Utilities, Director of Planning and Development, Assistant City Manager, and Deputy City Manager. Mr. Hotopp is a member of the International City/County Management Association, the Texas City Management Association, the North Central Texas City Management Association, and the Tarrant Regional Transportation Coalition. He also serves on the Parker County Economic Development Board, the Parker County Transportation Safety Committee, and the Texas Public Power Association Board.

WRITE IN CANDIDATE (complete only if you did not mark a square above)**:**

_____

BALLOT MUST BE SIGNED TO BE COUNTED

Certificate

I certify that the vote cast above has been cast in accordance with the will of the majority of the governing body of the public entity named below.

Witness my hand, this _____ day of _____, 2026.

_____ _____

Signature of Authorized Official Title

_____

Printed Name of Authorized Official

_____

Printed Name of Public Entity

Agenda No. 12.

CITY COUNCIL MEMORANDUM

City Council Meeting:	**September 15, 2026**
Department:	**Finance**
Subject:	**Ordinance 26-T-031 - Authorizing an amendment to the Fiscal Year 2025-2026 Budget (James Walters, Finance Director)**

BACKGROUND

The City's Fiscal Year (FY) 2025-2026 Budget was adopted with Ordinance 25-T-032. The budget outlines how the city will spend its annual revenues to best serve the community. The budget can be modified by council authorization when necessary throughout the year. As previously directed, staff will try to limit the number of budget adjustments that come to council throughout the year by bundling different budget requests together in one adjustment ordinance. This adjustment will adjust the budgets of multiple departments as needed, including to fund projects as previously authorized by the City Council. This adjustment will be for multiple departments.

The City Manager Budget is proposed to increase $32,869 for personnel due to lack of vacancies.
The Municipal Court Budget is proposed to increase $11,107 for personnel due to lack of vacancies.
The Customer Relations Budget is proposed to increase $4,676 for personnel due to lack of vacancies.
The Planning & Zoning Budget is proposed to decrease $62,583 for personnel due to increased vacancies.
The City Secretary Budget is proposed to increase $3,771 for personnel due to lack of vacancies.
The Public Affairs Budget is proposed to increase $47,697 for personnel due to lack of vacancies and transferring a position from Customer Relations to Public Affairs.
The Engineering Budget is proposed to increase $164,685. Personnel would increase $159,685 due to lack of vacancies and assigning the new MS4 Floodplain Manager to the Engineering Department instead of Drainage. This is partially offset by a transfer from Drainage to cover the Floodplain Manager of $64,507 due to the higher date. Operating Supplies will increase $5,000 by transferring Clean The Creek Event Funds from Inspections.
The Inspections Budget would increase $45,285. Personnel would increase $50,285 due to lack of vacancies while operations would decrease $5,000 to transfer the Clean The Creek funds to Engineering.
The Human Resources Budget would increase $24,481 due to lack of vacancies.
The Finance Budget would increase $42,657 due to lack of vacancies.
The Fleet Budget would increase $60,128 due to lack of vacancies.
The Building Maintenance Budget would increase $69,600 due to lack of vacancies.
Overall the General Fund would increase $444,374 and revenues would increase $64,570.

The Roadway Impact Fee Area 2 Budget would increase $35,000 to make improvements to the Weiderstein Road project.

The EMS Fund Budget would increase $25,000 to fund the operations consultant.

GOAL

To adjust the budget and align additional revenues to expenditures for FY 2025-2026.

COMMUNITY BENEFIT

To maintain a complete and balanced budget as identified as a goal in the City's Strategic Plan and that meets State and Charter requirements.

SUMMARY OF RECOMMENDED ACTION

Staff recommends approval of Ordinance 26-T-031

FISCAL IMPACT

The budget adjustment will increase the General Fund Budget for FY 2025-26 by $444,374. The impacts of these changes would not affect the 5 year forecast to the one time nature of the purchases and grant funding. Transfers In from the Drainage Fund would offset $64,507.00 of the Engineering Department's increase. Sales taxes are estimated to be at $26.8 million as of April 2026, which is above the $15.5 million budget due to one time contributions the City has seen over the past year and would fund the other remaining additional budgets.

The Roadway Area 2 Fund will increase $35,000 and would come from the Fund Balance which was a balance of $945,219 as of September 30, 2025.

The EMS Fund will increase $25,000 and would come from the net position which has a balance of $449,351 as of September 30, 2025.

RECOMMENDATION

Staff recommends approval of Ordinance 26-T-031

Attachments

Ordinance 26-T-031 Authorizing an Amendment to the FY 2025-2026 Budget

ORDINANCE 26-T-031

AN ORDINANCE BY THE CITY COUNCIL OF THE CITY OF SCHERTZ, TEXAS AUTHORIZING AN ADJUSTMENT TO THE FISCAL YEAR 2025-2026 BUDGET, REPEALING ALL ORDINANCES OR PARTS OF ORDINANCES IN CONFLICT WITH THIS ORDINANCE; AND PROVIDING AN EFFECTIVE DATE

WHEREAS, pursuant to Ordinance 25-T-032, the City of Schertz (the "**City**") adopted the budget for the City for the fiscal year 2025-2026 (the "**Budget**), which provides funding for the City's operations throughout the 2025-2026 fiscal year; and

WHEREAS, the City needs to authorized budget amounts of $504,374.00 for expenditures approved by contract or direction during the 2025-2026 Fiscal Year ; and

WHEREAS, City staff recommends that the City Council of the City adjust the Budget and approve the ordinance; and

WHEREAS, the City Council of the City has determined that it is in the best interest of the City to adjust the and re-authorize the funds as more fully set forth in this Ordinance.

NOW THEREFORE, BE IT RESOLVED BY THE CITY COUNCIL OF THE CITY OF SCHERTZ, TEXAS THAT:

Section 1. The City shall increase the City Manager Budget by $32,869.00 for personnel costs due to lack of vacancies.

Section 2. The City shall increase the Municipal Court Budget by $11,107.00 for personnel costs due to lack of vacancies.

Section 3. The City shall increase the Customer Relations Budget by $4,676.00 for personnel costs due to lack of vacancies

Section 4. The City shall decrease the Planning & Zoning Budget by $62,583.00 for personnel costs due to lack of vacancies.

Section 5. The City shall increase the City Secretary Budget by $3,771.00 for personnel costs due to lack of vacancies.

Section 6. The City shall increase the Public Affairs Budget by $47,697.00 for personnel costs due to lack of vacancies and transferring a position from Customer Relations to Public Affairs.

Section 7. The City shall increase the Engineering Budget by $164,685.00 for personnel costs due to lack of vacancies, assigning the new MS4 Floodplain Manager position to Engineering, and supplies for the Clean the Creek event.

Section 8. The City shall increase the Inspections Budget by $50,285.00 for personnel costs due to lack of vacancies and reduce it by $5,000.00 to transfer the Clean the Creek budget to Engineering.

Section 9. The City shall increase the Human Resources Budget by $24,481.00 for personnel costs due to lack of vacancies.

Section 10. The City shall increase the Fleet Budget by $60,128.00 for personnel costs due to lack of vacancies.

Section 11. The City shall increase the Building Maintenance Budget by $69,600.00 for personnel costs due to lack of vacancies.

Section 12. The City shall increase the Roadway Impact Fee Area 2 Budget by $35,00.00 for improvements to Weiderstein Road.

Section 13. The City shall increase the Finance Budget by $42,657.00 for personnel costs due to lack of vacancies.

Section 14. The City shall increase the EMS Budget by $25,000.00 for an operations consultant.

Section 15. The City shall recognize an additional $64,570 in Transfers In Revenue from Drainage and $349,868 from additional Sales Tax for the budget increase. The Roadway Impact Fee Area 2 and the EMS Fund will fund their increases from their reserves.

Section 16. The recitals contained in the preamble hereof are hereby found to be true, and such recitals are hereby made a part of this Ordinance for all purposes and are adopted as a part of the judgment and findings of the Council.

Section 17. All ordinances and codes, or parts thereof, which are in conflict or inconsistent with any provision of this Ordinance are hereby repealed to the extent of such conflict, and the provisions of this Ordinance shall be and remain controlling as to the matters resolved herein.

Section 18. This Ordinance shall be construed and enforced in accordance with the laws of the State of Texas and the United States of America.

Section 19. If any provision of this Ordinance or the application thereof to any person or circumstance shall be held to be invalid, the remainder of this Ordinance and the application of such provision to other persons and circumstances shall nevertheless be valid, and the City hereby declares that this Ordinance would have been enacted without such invalid provision.

Section 20. It is officially found, determined, and declared that the meeting at which this Ordinance is adopted was open to the public and public notice of the time, place, and subject matter of the public business to be considered at such meeting, including this

Ordinance, was given, all as required by Chapter 551, as amended, Texas Government Code.

Section 21. This Ordinance shall be effective upon the date of final adoption hereof and any publication required by law.

PASSED and APPROVED, the _____ day of _____, 2026.

CITY OF SCHERTZ, TEXAS

_____

Ralph Rodriguez, Mayor

ATTEST:

_____

Sheila Edmondson, TRMC

City Secretary

Agenda No. 13.

CITY COUNCIL MEMORANDUM

City Council Meeting:	**September 15, 2026**
Department:	**City Secretary**
Subject:	**Ordinance 26-T-026 - Conduct a Public Hearing and Adopt an operating and capital budget for the FY 2026-27 Annual Budget (Finance Director James Walters)**

BACKGROUND

Changes in the Proposed Budget Since Original Submission (not reflected in the attached document)

1. Removal of 4 NEW Patrol Officers from General Fund as directed by Council at the August 25, 2026 Budget Workshop
2. Move $45,000 from Professional Services to Department Specific Software. No change overall in the General Fund.
3. Increase Transfers Out in Roadway Impact Fees Area 1 by $1,200,000 to match the transfer presented in the Proposed Capital Budget
4. Increase Transfers Out in Roadway Impact Fees Area 2 by $892,975 to match the transfer presented in the Proposed Capital Budget

The amounts listed in the Fiscal Impact and in the Ordinance reflect the changes above. The Final Adopted Budget book will include the changes above and any other changes listed in the motion to adopt the budget when it is posted on the website and made available to the public.

In accordance with applicable statutes and the City Charter, the City Manager submitted a budget proposal to the City Council for consideration on August 11, 2026. The City Council will hold public hearings for the Proposed Budget on September 1, 2026.

A budget was put together that follows the 5 budget priorities, in no specific order:

- Maintain Essential Services
- Invest in Employees
- Protect Infrastructure
- Preserve Financial Stability
- Strategic Use of One-Time Revenue

City-wide the budget funds the Merit program for non-uniformed public safety personnel and the Step program for uniformed public safety. These programs move employees within their pay range but does not affect the starting wages of new employees. Non-uniformed employees will be eligible for a 0-4% increase based on performance and uniformed public safety employees could receive a 4% increase based on the tenure schedule. These changes are planned to take effect midyear and cost $765,530.

Health insurance costs increased 10% or $513,559. Next year staff will be evaluating plan design changes and the potential of a self-funded plan.

Street maintenance and improvements are scheduled and prioritized based on road conditions and the funding available. Large projects are identified individually due to the size and scope of the project and being more challenging to raise funding. Smaller maintenance type projects are grouped together for contract and funding purposes. Projects in this group fall into the Streets Preservation and Maintenance program or SPAM and this budget proposes to fund $10 million of preservation projects. This would replace the $650,000 annually during the next 5 years that is normally in the General Fund Streets Budget.

The Capital Improvements Plan (CIP) that includes Streets, Parks, Facilities, Water/Wastewater, and Drainage projects is updated and adopted by Council along with the budget. Streets, Parks, and Facilities are funded by property and sales taxes. Staff schedules and limits projects based on the assumption to fund only projects that attempts to minimize fluctuations in the tax rate. Water/Wastewater and Drainage projects and debt are funded by the Water, Sewer, and Drainage fees, respectively. These fees are reviewed and 5 year rate plans are adopted by Council in order to fund operations and the CIP projects. These rate plans are often updated annually in order to utilize the most accurate information and minimize rate increases. The full CIP can be found at the end of this budget document.

The City added 10 positions for FY 2026-27. These included 5 for the General Fund and 5 for the EMS Fund.

The General Fund added 4 Dispatch Communications Officers and 1 School Resource Officer (SRO). (Original Proposed Budget included an additional 4 Police Officers that were later removed)

The Water & Sewer Fund saw an increase in contributions to the Cibolo Creek Municipal Authority to fund the South Treatment Plant Expansion as well as replace large equipment such as the Vacuum Truck.

The EMS Fund added 4 EMT's to operate the Medic 9 and Medic 10 ambulances during peak hours to ensure lower response times and additional public safety as well as added a Billing Specialist to handle the increased call volume.

The Drainage Fund increased drainage channel maintenance funding of $100,000 to improve maintenance of existing channels and reduce the risk of flooding and loss of life and property.

Council may make changes to the budget based on discussion. Any changes should be referenced in the motion to approve Ordinance 26-T-026 and the changes would be seconded. This motion would need to fail or be withdrawn before other motions with different changes can be made.

Again, the Final Adopted Budget book will include the changes above and any other changes listed in the motion to adopt the budget when it is posted on the website and made available to the public.

GOAL

Per state statutes and the City Charter, the city must adopt a budget prior to the beginning of the fiscal year beginning on October 1st.

COMMUNITY BENEFIT

This budget will provide for additional resources to areas identified by citizens, city council, and staff.

SUMMARY OF RECOMMENDED ACTION

Staff recommends that the City Council approve the first reading of Ordinance No. 26-T-026, adopting the budget for the fiscal year beginning October 1, 2026, and ending September 30, 2027.

FISCAL IMPACT

	2026-2027 Budget
General Fund	**$81,868,586**
Tax I&S Fund	**11,274,131**
Water & Sewer Fund	**35,332,054**
Capital Recovery - Water	**1,000**
Capital Recovery - Sewer	**14,353**
Drainage Fund	**2,843,176**
EMS Fund	**18,857,986**
SEDC	**24,996,936**
Special Events Fund	**35,000**
PEG Fund	**64,000**
VERF	**2,197,500**
Hotel Occupancy Fund	**154,541**
Park Fund	**100,000**
Tree Mitigation	**85,000**
Roadway Impact Fee Area1	**1,205,000**
Roadway Impact Fee Area2	**997,975**
Roadway Impact Fee Area3	**5,000**
Roadway Impact Fee Area4	**3,000**
Library Fund	**37,500**
Historical Committee	**14,250**
Total:	**$180,086,689**

RECOMMENDATION

Staff recommends that the City Council approve Ordinance 26-T-026, adopting the budget for the fiscal year beginning October 1, 2026 and ending September 30, 2027.

Council may make changes to the budget based on discussion. Any changes should be referenced in the motion to approve Ordinance 26-T-026 and the changes would be seconded. This motion would need to fail or be withdrawn before other motions with different changes can be made.

Attachments

Ordinance 26-T-026 Adoption FY 26-27 Budget

Proposed FY 2026-27 Budget

Draft General Fund Budget Reductions

ORDINANCE 26-T-026

AN ORDINANCE ADOPTING A BUDGET FOR THE FISCAL YEAR BEGINNING OCTOBER 1, 2026, AND ENDING SEPTEMBER 30, 2027, IN ACCORDANCE WITH THE CHARTER OF THE CITY OF SCHERTZ, TEXAS; PROVIDING FOR THE FILING OF THE BUDGET; PROVIDING THAT THIS ORDINANCE SHALL BE CUMULATIVE OF ALL ORDINANCES; PROVIDING A SEVERABILITY CLAUSE; AND PROVIDING AN EFFECTIVE DATE.

WHEREAS, the City of Schertz is a home rule city acting under its charter adopted by the electorate pursuant to Article XI, Section 5 of the Texas Constitution and Chapter 9 of the Local Government Code; and

WHEREAS, the City Manager of the City of Schertz submitted a budget proposal to the City Council prior to the beginning of the fiscal year, and in said budget proposal set forth the estimated revenues and expenditures and made the detailed classification as required by the City Charter of the City of Schertz, Texas; and

WHEREAS, the City Council finds that all provisions pertaining to the adoption of a budget contained in the City Charter have been in all things complied with; and

WHEREAS, a Public Hearing is held by the City Council of the City of Schertz, Texas on the 15th day of September 2026; and

WHEREAS, after a full and final consideration, the City Council is of the opinion that the budget should be approved and adopted; and

NOW THEREFORE, BE IT RESOLVED BY THE CITY COUNCIL OF THE CITY OF SCHERTZ, TEXAS, THAT:

Section 1. The budget of the expenditures of the City of Schertz for the ensuing fiscal year beginning October 1, 2026, and ending September 30, 2027, be, and the same is, in all things, adopted and approved as the said City of Schertz budget for the Fiscal Year beginning the first day of October 2026, and ending the thirtieth day of September 2027.

Section 2. The sums below are hereby appropriated from the respective funds for the payment of expenditures on behalf of the City government as established in the approved budget document:

2026-2027 Budget

General Fund	$81,868,586
Tax I&S Fund	11,274,131
Water & Sewer Fund	35,332,054
Capital Recovery - Water	1,000
Capital Recovery - Sewer	14,353
Drainage Fund	2,843,176
EMS Fund	18,857,986
SEDC	24,996,936
Special Events Fund	35,000
PEG Fund	64,000
VERF	2,197,500
Hotel Occupancy Fund	154,541
Park Fund	100,000
Tree Mitigation	85,000
Roadway Impact Fee Area1	1,205,000
Roadway Impact Fee Area2	997,975
Roadway Impact Fee Area3	5,000
Roadway Impact Fee Area4	3,000
Library Fund	37,500
Historical Committee	14,250
Total:	$180,086,689

Section 3. A true and correct copy of this ordinance along with the approved budget attached hereto, and any amendments thereto, shall be filed with the City Secretary. In addition, the City Manager is hereby directed to file or cause to be filed a true and correct copy of this ordinance along with the approved budget attached hereto, and any amendments thereto, in the office of the County Clerk of Guadalupe, Comal, and Bexar Counties, Texas, as required by law.

Section 4. This ordinance shall be cumulative of all provisions of ordinances and of the Code of Ordinances of the City of Schertz, Texas (2006), as amended, except where the provisions of this ordinance are in direct conflict with the provisions of such ordinances and such Code, in which event the conflicting provisions of such ordinances and such Code are hereby repealed.

Section 5. It is hereby declared to be the intention of the City Council that the phrases, clauses, sentences, paragraphs, and sections of this ordinance are severable, and if any phrase, clause, sentence, paragraph, or section of this ordinance shall be declared unconstitutional by the valid judgment or decree of any court of competent jurisdiction, such unconstitutionality shall not affect any of the remaining phrases, clauses, sentences, paragraphs, and sections of this ordinance, since the same would have been enacted by the City Council without the incorporation in this ordinance of any such unconstitutional phrase, clause, sentence, paragraph, or section.

Section 6. This ordinance shall be in full force and effect from and after its final

passage, and it is so ordained.

PASSED AND APPROVED on the _____ day of _____, 2026.

CITY OF SCHERTZ, TEXAS

_____
Ralph Rodriguez, Mayor

ATTEST:

_____
Sheila Edmondson, City Secretary

CITY OF SCHERTZ
FY 2026–27 PROPOSED BUDGET

SCHERTZ
COMMUNITY ★ SERVICE ★ OPPORTUNITY



SCHERTZ

SCHERTZ
Public Works

POLICE
CITY OF SCHERTZ

CITY OF SCHERTZ
FISCAL YEAR 2026-27
BUDGET COVER PAGE

The City Council hereby ratifies the budget will raise more total property taxes than last year's budget by $1,207,415 or a 4.2% increase, and of that amount, $1,203,307 is tax revenue to be raised from new property added to the tax roll this year.

The members of the governing body voted on the proposal to consider the budget as follows:

FOR: N/A

AGAINST: N/A

PRESENT AND NOT VOTING: N/A

ABSENT: N/A

PROPERTY TAX RATE COMPARISON	2026-27	2025-26
Property Tax Rate:	$0.5296/100	$0.5118/100
No-new-revenue	$0.5296/100	$0.5064/100
No-new-revenue Maintenance & Operations Tax Rate:	$0.3638/100	$0.3326/100
Voter-approval Rate:	$0.5593/100	$0.5350/100
Debt Rate:	$0.1681/100	$0.1681/100

Total debt obligation for the City of Schertz secured by property taxes:	$151,499,248	$149,815,055

CITY OF SCHERTZ, TEXAS
ADOPTED ANNUAL BUDGET

FISCAL YEAR 2026-27

OCTOBER 1, 2026 - SEPTEMBER 30, 2027

RALPH RODRIGUEZ
MAYOR

BENJAMIN GUERRERO
COUNCILMEMBER
PLACE 4

MARK DAVIS
COUNCILMEMBER
PLACE 1

ROBERT WESTBROOK
COUNCILMEMBER
PLACE 5

MICHELLE WATSON
COUNCILMEMBER
PLACE 2

SARAH DIETZ
COUNCILMEMBER
PLACE 6

PAUL MACALUSO
COUNCILMEMBER
PLACE 3

ROBERT SHERIDAN
COUNCILMEMBER
PLACE 7

PREPARED BY
STEVE WILLIAMS, CITY MANAGER
BRIAN C. JAMES, DEPUTY CITY MANAGER
SARAH GONZALEZ, ASSISTANT CITY MANAGER

JAMES P. WALTERS, FINANCE DIRECTOR
JESSICA DYCUS, ASSISTANT FINANCE DIRECTOR
MIKE WALKDEN, FINANCIAL ANALYST

August 18, 2026

Honorable Mayor Rodriguez and Members of the City Council
City of Schertz, Texas
1400 Schertz Pkwy
Schertz, Texas 78154

Subject: Adopted Budget for Fiscal Year 2026-27

I am pleased to present you the Proposed Budget for the City of Schertz for Fiscal Year (FY) 2026-27. This budget encompasses the organizational and community values that have made Schertz the standout City it is today.

One area I want to make Council aware of is a continued decline in property taxes. Staff noticed property taxes weren't coming in as projected last fiscal year and identified Disable Veterans Homestead Exemptions (DVHS) that were made retroactive to a prior year, which was causing refunds of already paid taxes. This, combined with decreasing values on existing properties in the city, has put more constraints on revenue forecasts.

Sales taxes have continued to come in well above expected levels due to a private sector deal that is concluding in the 3rd Quarter of 2026. Staff has been in contact with those responsible and have been assured the increased sales taxes do belong to Schertz but will not continue after the 3rd Quarter of 2026.

Sales taxes without the limited one-time increases have grown but, as a percentage increase, at a slower pace than the City's long- term average. Schertz Station is expected to generate additional sales taxes for the City, and those amounts have been included in the proposed budget and the 5-year forecast.

Long-term, staff have evaluated the continued downward pressure caused by the DVHS and decreasing property values and have adjusted growth projections from 5.5% down to 3% in the financial forecast. Sales taxes are expected to grow at the long-term average, with an adjustment for Schertz Station, however the addition is not enough to make up for the decrease forecasted in property taxes.

Staff's proposed budget is adjusted for the lower property tax revenue growth and limiting budget additions with a focus on long term budget balance.

Schertz' unemployment rate is at 5.0% for June 2026 which equals the San Antonio rate. Sales taxes, prior to the technology investment, were matching long term averages. The Business-Cycle Index for San Antonio-New Braunfels continues to grow with a 12-month average of 2.4%, showing continued economic expansion in the area. The general economy in Schertz continues to be strong and resistant to many factors impacting the State and Nation as a whole. These indicators were included in the forecast when determining revenues for FY 2026-27.

The City saw continued growth in the Disabled Veteran's Homestead Exemption (DVHS) program with the total participants in the program growing at 11.2%, just below the long term average of 12.2%. This designation grants the recipients an exemption from all property taxes and now totals $1,194,349,296 in exempt property. This equates to $6.3 million in revenue annually for the City or 21% of property taxes that are collected.

Staff continues to petition state representatives to increase the aid program for communities with higher- than-expected concentrations of this exemption, however no changes were made to increase the amount of the aid program since 2020. Currently, the aid program can only fund 12.1% of the total requests received each year.

The DVHS exemption growth is addressed by incorporating the growth of services and programs in the 5 Year Financial Forecast with the limiting factors on property tax funding to help make smart, impactful, and balanced decisions to ensure economic stability for the Schertz government.

In developing the budget, Schertz' five (5) main budget priorities are:

- **Maintain Essential Services**
  - This budget funds all existing programs at the previous year's levels.
- **Invest in Employees**
  - With a goal to retain impactful employees as part of the Sustainable Government Strategic Plan Goal, proposed in the Budget is a pay increase of 0-4% for non-uniformed employees based on merit of work and a step increase for eligible uniformed employees which equates to 4%.
  - This priority also addresses service levels across the City and Strategic Goals. The City will add 14 positions for FY 2026-27. These included 9 for the General Fund and 5 for the EMS Fund.

- **Protect Infrastructure**
  - The budget priority to improve street and sidewalk contentions throughout the City addresses the Infrastructure Investment Strategic Plan Goal. The budget includes a one- time increase in street maintenance improvements of $10,000,000 to be used over the next 5 years, $400,000 for a traffic signal at Schertz Parkway and Wiederstien, and $315,500 for traffic safety improvements.
  - This priority also address the Infrastructure Investment Strategic Goal, specifically prioritizing city facilities. In FY 2026-27 Schertz continues with its construction of Fire Station #4, back up generator replacements, and renovation of the county building on FM 78 to house our Detective unit, which frees up space in the Police Station for current and future officer additions. In addition to starting Cancer Prevention upgrades to Fire Station 1 and 2, this budget also includes replacing the Recreation Center Roof, and replacing the roof and carpet at the Library. Combined, these new projects total $1,660,500.
- **Preserve Financial Stability**
  - This budget upholds the Sustainable Government Strategic Plan Goal with its review of current economic trends and adapting revenue projections to provide a conservative estimate to base on which to base long term budgetary decisions.
- **Use One-Time Revenue Responsibly**
  - The City's increase in fund balance due to the limited-time increase in sales tax should be spent down in a way that meets the Sustainable Government Strategic Plan Goal and protects the City's financial stability, integrity and credibility. To meet that requirement, staff proposes a series of one-time capital equipment and infrastructure improvements to use those additional funds as seen in the Protect Infrastructure budget priority.

The City has an adopted goal of keeping a fund balance level for the General Fund of 26% of operating expenditures, and if over that target, must reduce the fund balance to 26% within 5 years. At the end of FY 25-26, the General Fund fund balance is estimated to be 87.0% and, through strategic and deliberate planning, by the end of September 2027 it will be 38.2%. Throughout the remainder of the 5-year-forecast, it will remain stable and is estimated to be 33.5% in September 2031.

Regarding past bonds, in 2010, voters in the City of Schertz approved a bond package for the construction of additional baseball fields, a soccer complex, an animal adoption center, the relocation of the playscape, an indoor aquatic center, and infrastructure improvements to downtown Schertz. The only remaining project is the downtown/Main Street improvements which is proposed to start construction in FY 2026-27.

In 2021, voters approved a bond package for the construction of Fire Station #4. These funds have been issued, the land has been purchased, and the project is currently in the construction phase. It is projected to open in March 2027.

In order to support accelerated growth in southern and far northern Schertz, as well as to appropriately maintain existing infrastructure, fee increases are proposed for the Water & Sewer Fund of 8% for water and sewer services and the Drainage Fund of $3 from $8 to $11 per living unit equivalent. Several significant projects are included in the City's Capital Improvement Plan, the Southern Wastewater Treatment Plan Expansion, Town Creek Wastewater Gravity Line Sections 1 and 2, a Ground Storage Tank along I 35, replacement of the 18' Transmission Main on FM 3009, replacement of the Robin Hood Way Water Line, replacement of the Northcliffe Country Club Estates Water Main, and drainage channel improvements.

I would like to thank the Executive Team and all Department Heads for their assistance in the development of this document. Special thanks are due to the following people for their critical roles in the completion of this budget: Finance Department staff Jessica Dycus, Mike Walkden, and Finance Director James Walters, and the Public Affairs staff.

Lastly, I wish to thank the Mayor and City Council for your continued support and leadership. Together, we are providing vision and quality operations to the City while being good stewards of the resources our residents and businesses have provided.

Sincerely,

Steve Williams
City Manager

CITY PROFILE
AND DEMOGRAPHICS

The City of Schertz is a premier community located along the I-35 and I-10 corridors. Nestled between two of the fastest-growing metros in the country, Schertz has been nationally recognized for its family atmosphere, foresight and innovation, and commitment to economic prosperity and workforce opportunities.

A welcoming community for all, Schertz is also known for its high quality of life, safe neighborhoods, and prosperous business industries. Founded in 1958, Schertz is home to over 43,000 residents and hundreds of thriving businesses.

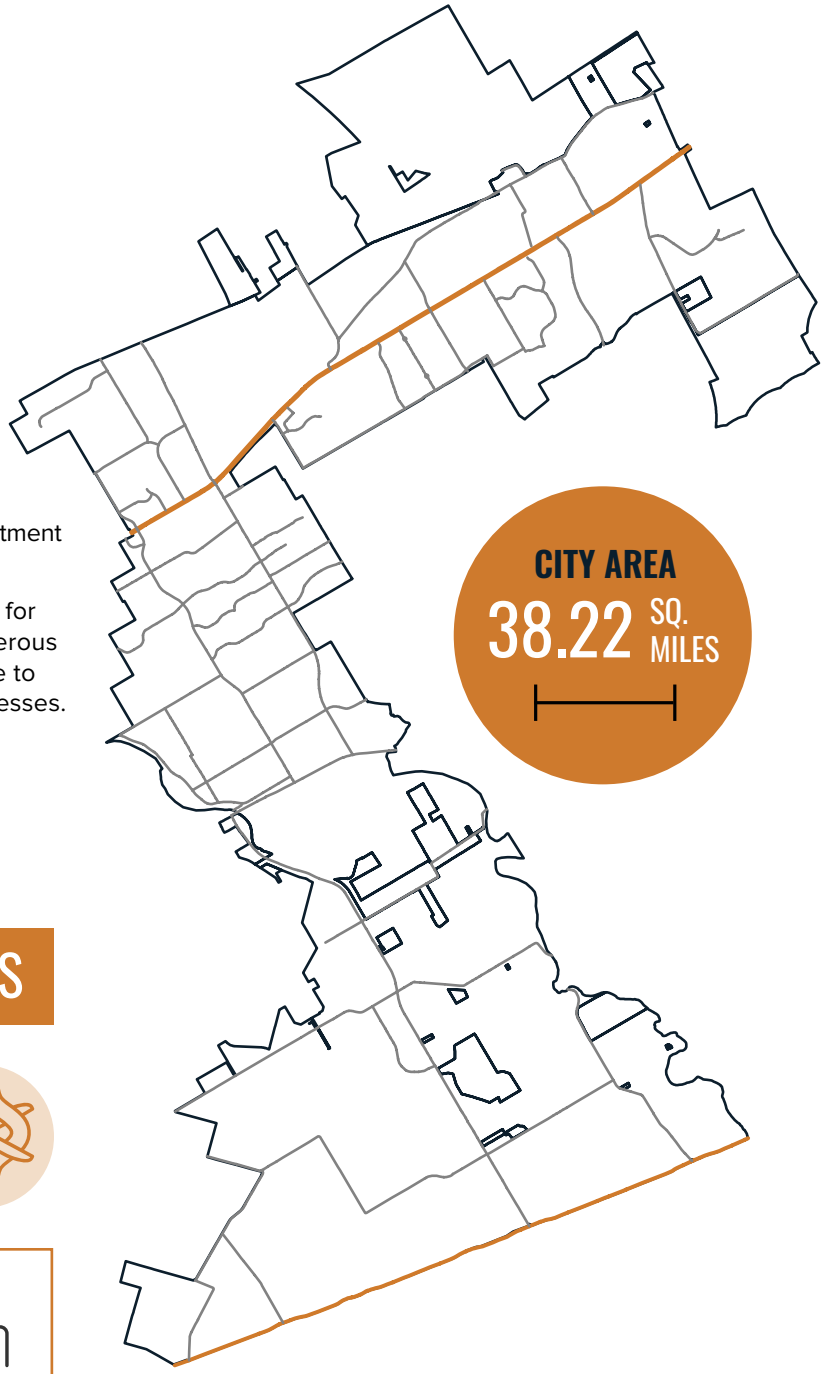

BY THE **NUMBERS**

SCHERTZ, TEXAS

FOUNDED IN
1958

43,811
RESIDENTS

NUMBER OF HOUSEHOLDS: **15,781**

MEDIAN AGE: **39**

MEDIAN **HOUSEHOLD INCOME:**
$102,658

MEDIAN **HOME VALUE:**
$339,054

53%
HAVE A **COLLEGE DEGREE**

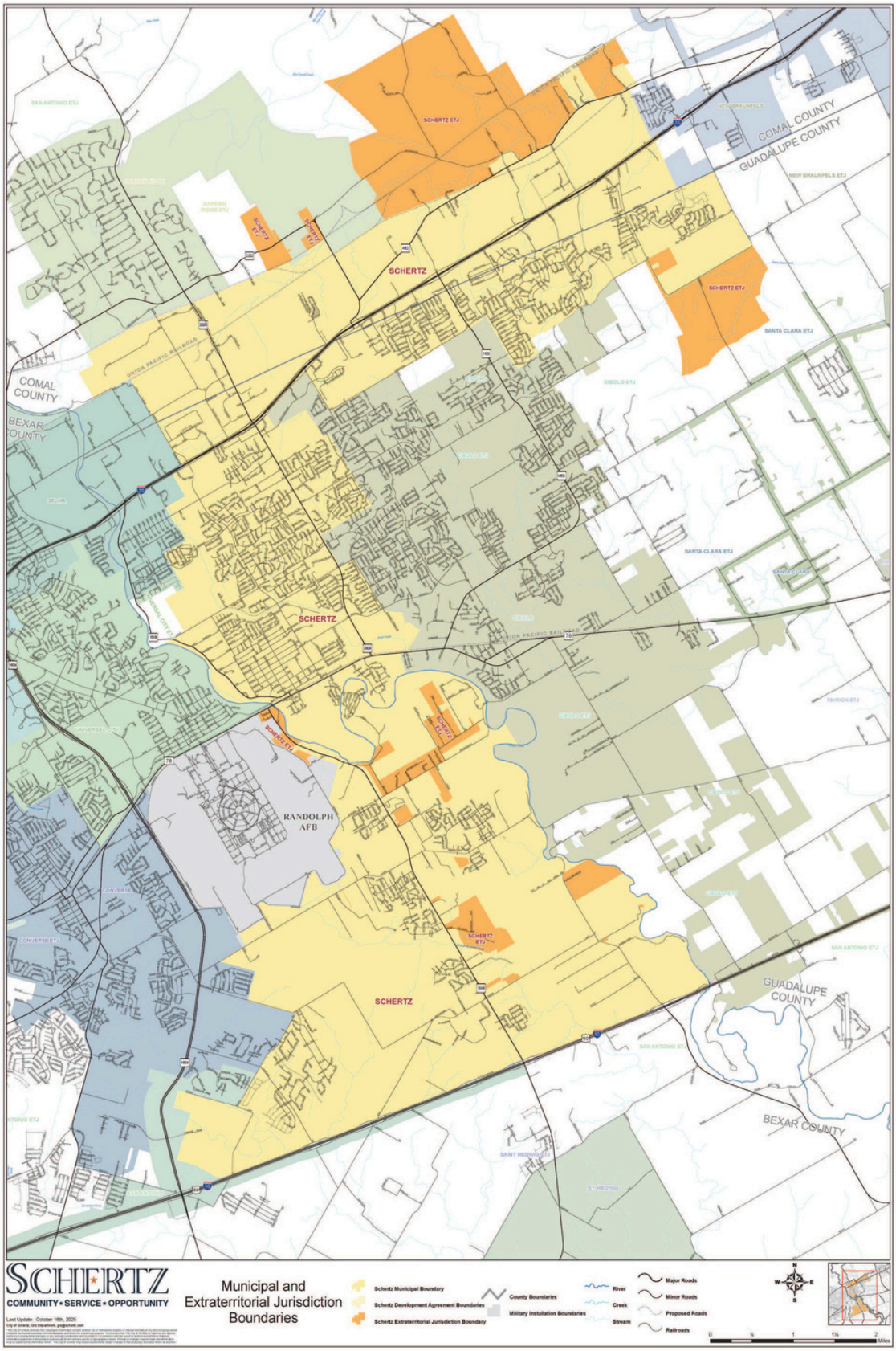
SCHERTZ
COMMUNITY • SERVICE • OPPORTUNITY
Municipal and Extraterritorial Jurisdiction Boundaries
Schertz Municipal Boundary
Schertz Development Agreement Boundaries
Schertz Extraterritorial Jurisdiction Boundary
County Boundaries
Military Installation Boundaries
River
Creek
Stream
Major Roads
Minor Roads
Proposed Roads
Railroads
SCHERTZ ETJ
SCHERTZ
COMAL COUNTY
GUADALUPE COUNTY
BEXAR COUNTY
RANDOLPH AFB
SANTA CLARA ETJ
SAN ANTONIO ETJ
NEW BRAUNFELS ETJ
CIBOLO ETJ
UNION PACIFIC RAILROAD

TABLE OF CONTENTS

Budget Structure 13

Vision, Mission, Values, Goals 15

Strategic Plan 16

Organizational Chart 18

Fund Descriptons & Fund Structure 19

Budget Process 22

Budget Calendar 25

Budget Message & Highlights 27

General Fund 56

- Summary 57
- Supplemental Requests 61
- Non Departmental 63
- City Council 64
- City Manager 66
- Municipal Court 67
- 311/Customer Relations 69
- Planning & Zoning 71
- Legal Services 73
- Economic Development 74
- City Secretary 76
- Public Affairs 78
- Engineering 80
- Police 83
- Fire 86
- Building Inspections 89
- Neighborhood Services 92
- Streets 95
- Parks, Recreations & Community Services 98
- Pools 101
- Event Facilities 103
- Library 106
- Information Technology 109
- Human Resources 113
- Finance 115
- Purchasing & Asset Management 117
- Fleet Services 119
- Facility Services 121
- City Assistance 124
- Court Restricted 126

Interest & Sinking Fund 127

- Summary 128
- Debt Summary 129
- Bond Detail 131

Water & Sewer 159

- Summary 160
- Supplemental Requests 162
- Water & Sewer Utility Billing 163
- Water & Sewer Administration 165
- Capital Recovery Fund (Water) 168
- Capital Recovery Fund (Sewer) 169
- Debt Summary 170
- Bond Detail 171

Drainage 182

- Summary 183
- Supplemental Requests 187
- Debt Summary 188

Emergency Medical Services 189

- Summary 190
- Supplemental Requests 195

Schertz Economic Development Corporation 196

- Summary 197

Special Revenue Funds 200

- Special Events 201
- Public Educational, and Government (PEG) Access Fund 202
- Vehicle and Replacement Fund 203
- Hotel/Motel Occupancy Tax 204
  - Supplemental Requests 205
- Park Fund 206
- Tree Mitigation 207
- Roadway Impact Fee Area 1 208
- Roadway Impact Fee Area 2 209
- Roadway Impact Fee Area 3 210
- Roadway Impact Fee Area 4 211
- Library Fund 212
  - Supplemental Request 213
- Historical Committee 214

Capital Improvements Program 215

Appendices 224

- Position Authorization 225
- Position List by Grade 232
- Unified Pay Table 235
- Public Safety Pay Table 236
- Statistical Information 238
- Financial Policies 240
- Bond Rating 257

Glossary 261

BUDGET STRUCTURE

GENERAL FUND
The City's primary governmental operating fund. Allocates property taxes, sales taxes, fees, fines, and other revenue sources to provide basic City services, such as Police, Fire, Street Maintenance, Park Maintenance, Building Inspections, Support Services, and others. It is used to account for all financial resources that cannot otherwise be accounted for in other funds that have specific purposes.

INTEREST & SINKING FUND
This fund is used to account for the accumulation of resources for and the payment of general long term debt principal and interest on city debt.

ENTERPRISE FUNDS
Enterprise funds are used to account for governmental activities that are similar to those found in private businesses. The major revenue source for these enterprise funds is the revenue generated from the customers who receive the services provided. Expenses for these services are paid for through revenue generated from services provided.

- **WATER & SEWER**
  Fund tracks revenue and expenses for the City's water, sewer, and solid waste functions and is managed by the Public Works Department.
  - **CAPITAL RECOVERY WATER**
    The Capital Recovery program is designated to support the future growth of population and commercial water and wastewater demands without an impact on existing customers while keeping bond-supported programs to a minimum.
  - **CAPITAL RECOVERY SEWER**
    The Capital Recovery program is designated to support the future growth of population and commercial water and wastewater demands without an impact on existing customers while keeping bond-supported programs to a minimum.
- **EMERGENCY MEDICAL SERVICES (EMS)**
  Schertz Emergency Medical Services responds to 911 requests for ambulance service across a 220 square mile service area that includes the municipalities of Schertz, Cibolo, Live Oak, Marion, Santa Clara, Selma, Universal City, western Guadalupe County, Comal County Emergency Services District (ESD) #6 (about 25% of Comal County including the City of Garden Ridge); and a small portion of unincorporated Bexar County.
- **DRAINAGE**
  The Public Works Drainage Division is responsible for the maintenance and management of drainage channels, storm water inlets, floodways, road rights-of-way, alleys, and compliance with regulations, as well as reviewing subdivision plans and the issuance of permits for development that might affect drainage infrastructure.

SCHERTZ ECONOMIC DEVELOPMENT FUND
The mission of the City of Schertz Economic Development Corporation (SEDC) is to grow the Schertz economy through Projects.

BUDGET STRUCTURE

SPECIAL REVENUE FUNDS

Special revenue funds are used to account for the proceeds of certain specific revenue sources that are legally restricted to expenditures for specified purposes. Listed below are the appropreated SRFs.

- **SPECIAL EVENTS**

  The Special Events Fund is designated to monitor and manage funds appropriated to host community events, sponsored or co-sponsored, by the City of Schertz.

- **PUBLIC, EDUCATIONAL, and GOVERNMENT (PEG) ACCESS FUND**

  The PEG Fund is dedicated to providing communication infrastructure in the City. This will allow the City to better reach the citizens with the necessary information.

- **HOTEL/MOTEL TAX**

  Revenues for the Hotel/Motel Fund are derived from a 7% tax on rooms rented in the City. These revenues are used to support Schertz as a destination location.

- **PARK FUND**

  The Park Fund is a special fund designated to monitor and manage funds for the management of the City of Schertz Urban Forest and capital improvements of the City of Schertz Park System.

- **TREE MITIGATION**

  The tree mitigation fund is a special fund that is derived from revenue from permits for tree removal issued in connection with a building permit, subdivision plan, and site plan.

- **ROADWAY AREA 1-4**

  The Roadway Impact Fee program is designated to support the future growth of population and commercial roadway demands while keeping bond-supported programs to a minimum.

- **LIBRARY FUND**

  The purpose of the Library Advisory Board is to provide citizen input to the City of Schertz on Library policy and operation and to raise community awareness of the library and its services.

- **HISTORICAL COMMITTEE**

  This function is funded from the Special Events Fund by a transfer. The Historical Committee reviews locations for possible historic value and distributes books about the history of Schertz.

OUR VISION

COMMUNITY. SERVICE. OPPORTUNITY.

OUR MISSION

LEADING, IMPROVING, AND SERVING A LIVABLE, SUSTAINABLE AND FINANCIALLY SOUND COMMUNITY

OUR CITY CORE VALUES

1. DO THE RIGHT THING
2. DO THE BEST YOU CAN
3. TREAT OTHERS THE WAY YOU WANT TO BE TREATED
4. WORK COOPERATIVELTY AS A TEAM

OUR GOALS

- Sustainable Government
- Safe and Livable Community
- Infrastructure Investment
- Sense of Community
- Thriving Economy

STRATEGIC PLAN

The City of Schertz is facing continuous growth, new challenges, and increasing expectations of service and performance. What we do today will shape how we will be and how we will function as a fully developed community in the next twenty to thirty years. As a result, the City of Schertz developed this Strategic Plan to provide overall direction in achieving our desired future state. By regularly referencing the document, we can better align City Council, Boards and Commissions, and City Staff toward a common goal while providing for a more balanced approach. The continued use of this document will increase alignment and help maintain a steady course despite possible economic changes, limited financial resources, evolving leadership, or other changing environments.

These strategic goals were created jointly by the City Council and Staff and officially adopted on September 3, 2024. Staff and council outlined various areas that would be important for Schertz to continue to grow and meet the needs of its residents and stakeholders. Different ideas were discussed, and the following Goals and Objectives came together that reflected the overall priorities for Schertz.

Goal: Sustainable Government

Objectives:

- Protect the city's financial stability, integrity, and credibility
- Recruit, develop, and retain a qualified, competent, and diverse municipal workforce
- Identify the areas where improvements are needed through the use of data, technology, and innovative approaches
- Ensure governmental transparency

Goal: Safe and Livable Community

Objectives:

- Safeguard public safety
- Improve property conditions and overall appearance of the city
- Promote environmental stewardship and health
- Maintain and expand the parks and trails network system

Goal: Infrastructure Investment
Objectives:
- Develop and maintain roadways, sidewalks, and transportation infrastructure
- Develop and maintain water, wastewater, and drainage infrastructure
- Provide an adequate water supply now and in the future
- Support strategic investment in city facilities

Goal: Sense of Community
Objectives:
- Actively engage and communicate with our residents and stakeholders
- Host events that create a sense of place and community
- Grow quality of life programs and facilities

Goal: Thriving Economy
Objectives:
- Support strategic development
- Support revitalization of targeted areas
- Support business retention and recruitment
- Effectively plan and manage land use

Each department lists specific operating procedures that reference these goals and objectives and state a measurable goal. These department goals are listed in the department narrative sections under "Goals," and a table showing the measure performance over time is listed in the "Activity Measures" table.

These goals are set by each department head and reviewed by the City Manager's Office and Finance during the budget development process. Each department's measurable performance to support its Strategic Goal is a key metric in determining the effective utilization of city resources.

ORGANIZATIONAL CHART

City of Schertz Residents

City Council

- **Prosecuting Attorney**
- **Municipal Court Judge** Darrell Dullnig
- **City Manager** Steve Williams
  - **Deputy City Manager** Brian James
    - **Economic Development** Amy Madison (Interim Director)
    - **Planning & Community Development** Lesa Wood
    - **Public Works** Larry Busch
    - **Engineering** Kathy Woodlee
    - **Internal Services** Dawniecia L. Hardin
  - **EMS Chief** Jason Mabbitt
  - **Police Chief** Jim Lowery
  - **Fire Chief** Greg Rodgers
  - **Assistant City Manager** Sarah Gonzalez
    - **Parks & Recreation** Lauren Shrum
    - **Public Affairs** Krystal Haynes
    - **Human Resources** Jessica Kurz
    - **Finance** James Walters
    - **Library** Lizzi Bertoia
- **City Secretary** Sheila Edmondson
- **City Attorney**

SCHERTZ
COMMUNITY ★ SERVICE ★ OPPORTUNITY

★ Council Appointed Officials ★

★ Executive Team ★

★ Directors ★

FUND DESCRIPTIONS & FUND STRUCTURE

The City's financial structure is made up of Funds, Departments, and Accounts. Funds are a group of specific expenditures that are looked at and balanced with revenue assigned to that fund. Funds in Schertz can be categorized into 3 distinct types: Governmental Funds, Proprietary Funds, and Fiduciary Funds.

Expenditures in each fund can be grouped further into Departments. Departments are a group of expenditures to support a specific service offering. The Fire Department or Police Department are good examples. Each belongs to the General Fund but has different services that are tracked separately from each other.

In each department are Accounts, where individual financial transactions are recorded. Whenever revenue is generated or expenditure is made, they are recorded in an account that belongs to a department in a fund. Each account has its own budgeted amount and is used to track a department's spending and revenue generation.

All funds and departments here are included in the Annual Comprehensive Financial Statement.

Governmental Funds

Governmental Funds are used for most government activities, primarily supported by taxes, to ensure money is spent properly and that financial obligations are met.

General Fund – The General Fund is a grouping of general government services primarily funded by Maintenance and Operations (M&O) property taxes (which is part of the overall tax rate) and sales taxes.

Departments are:

- Non-Departmental
- City Council
- City Manager
- Municipal Court
- Customer Relations
- Planning & Zoning
- Legal Services
- Economic Development
- City Secretary
- Public Affairs
- Engineering
- Police
- Fire Rescue
- Inspections
- Streets
- Parks
- Swim Pool
- Event Facilities
- Library
- Information Technology
- Human Resources
- Finance
- Purchasing & Asset Management
- Fleet Service
- Building Maintenance
- City Assistance
- Court Restricted
- Projects

FUND DESCRIPTIONS & FUND STRUCTURE

Debt Service Fund – The Debt Service Fund makes the City's debt payments that are funded by a portion of property taxes called the Interest and Sinking (I&S) tax rate, which is part of the overall City's tax rate.

Special Revenue Fund – Special Revenue Funds are different funds that have specific and restricted revenue sources that can only be used in very specific ways. These restrictions usually come from state or federal regulations, from local ordinances, or from another agency that is supplying the revenue. Common revenue sources can be specific taxes, fees, grants or donations. These funds can be shown combined in certain areas of the Annual Comprehensive Financial Statement.

Special Revenue Funds:

- Special Events
- Public, Education, and Governmental (PEG) Fund
- Hotel Occupancy Tax
- Parkland Dedication
- Tree Mitigation
- Roadway Impact Fee Area 1
- Roadway Impact Fee Area 2
- Roadway Impact Fee Area 3
- Roadway Impact Fee Area 4
- Library Fund
- Historical Committee
- Justice Forfeiture – not appropriated
- Treasury Forfeiture – not appropriated
- State Forfeiture – not appropriated
- Grant Fund – not appropriated

Capital Projects Funds – are funds that track capital projects, large expenditures that are outside normal operations that can take longer than a fiscal year to complete. These can be buildings, roads, parks, recreation facilities, or drainage improvements. The Capital Projects Funds are funded by debt issuances and contributions from the General Fund or another applicable Special Revenue Fund.

FUND DESCRIPTIONS & FUND STRUCTURE

Proprietary Funds

Proprietary Funds are used by governments to manage activities that are like commercial businesses, where services are provided to the public through fees for said services. These funds are intended to be self-supporting.

Water & Sewer (W&S) Fund – is a fund that operates the municipal utility providing water, wastewater (sewer), and solid waste disposal (garbage and recycling). It is funded by fees directly related to those services. It is comprised of the following:

- Departments
- Non-Departmental
- Utility Billing
- W&S Administration
- Projects

Capital Recovery Water Fund – is a fund that collects impact fees for new development or new connections into the City's water system. These impact fees can only be spent on projects identified and approved in the Capital Impact Fee Plan.

Capital Recovery Sewer Fund – is a fund that collects impact fees for new development or new connections into the City's sewer system. These impact fees can only be spent on projects identified and approved in the Capital Impact Fee Plan.

Emergency Medical Services (EMS) Fund – is a fund that provides EMS services to Schertz and other surrounding communities. Fees are generated by providing services to other governmental entities, residents, and businesses.

Drainage Fund – is a fund that provides drainage maintenance and expansion services and is funded by a drainage fee included on the utility bill.

Fiduciary Funds

Fiduciary Funds are used to account for resources held by a government in a trustee or agency capacity for others and cannot be used to support the government's own programs. These funds are crucial for managing resources where the government has an obligation to safeguard and manage financial assets for the benefit of external parties.

Employee Benefits Trust is the only Fiduciary Fund in the City. This fund is not appropriated in the adopted budget. This fund receives medical insurance premiums from the City and employees to be paid to providers.

BUDGET PROCESS

STRATEGIC PLANNING

At the beginning of the budget process, the City Council, City Management, and Department heads gather at a pre-budget retreat in March to discuss priorities and goals for the upcoming fiscal year budget. These discussions include priorities requested by Citizens in the bi-annual Citizen Satisfaction Survey, as well as verbal and written requests received by the council and departments.

BASIS OF BUDGETING

This budget was developed and will be implemented and monitored on a modified accrual basis in accordance with generally accepted accounting principles (GAAP), with revenues being recorded when available and measurable, and expenditures being recorded when the services or goods are received and the liabilities are incurred. Accounting records for the City's water and sewer utility and other proprietary activities are maintained on the accrual basis with revenues recorded when earned and expenses recorded when a liability is incurred, regardless of the timing of related cash flow.

For the Annual Comprehensive Financial Report (ACFR), the Governmental Funds are also reported under the full accrual method as well as the modified accrual, while the Proprietary Funds are recorded as full accrual. Full accrual will adjust for long-term debt, depreciation, and amortization, while modified accrual recognizes the full cost of the assets at the time of purchase. As examples, vehicles and equipment purchases of over $5,000 would be removed from the income statement and replaced with depreciation, and principal debt payments would not show as expenditures for full accrual.

REVENUE PROJECTION

The Finance Department staff, along with department leaders, develop revenue projections in April based upon trend analysis, anticipated changes in the local, state, and national economies, and discussions with other agencies. Revenue projections are used to determine the financial limitations for the development of the budget.

BUDGET DEVELOPMENT

In April, departments are given a target number. The target number is their original adopted budget for the current fiscal year, less personnel expenses and any one-time expenditures, such as capital purchases. Departments are able to move funds between accounts to develop their base budget as long as their overall base budget does not exceed the target.

If a department believes it needs additional funding, it will submit a supplemental request. These requests should be made after a review of existing contracts, vendors, and costs is completed to see if the current funding can cover all the operating needs. Supplemental requests can be for capital items, new personnel, expanded services, or to cover cost increases in existing services, and can be one-time funding or a recurring change to the base budget. These requests must identify the benefits of filling the request as well as how these requests support the Strategic Plan.

The City Manager's Office reviews the revenue projections, proposed fee changes, the base budget, and supplemental requests in June. The supplemental requests are reviewed with the requesting department and are prioritized against other requests in the same Fund.

On July 25th, the City receives the Certified Tax Roll from the appraisal districts and calculates the tax rates in the method required by the state statutes. On the first Friday in August, Staff and City Council meet in a special budget workshop to review the tax rates and the prioritized supplemental request lists. Based on the discussion, the City Manager submits to City Council a proposed operating budget for consideration.

NOTICES/PUBLIC HEARINGS/BUDGET ADOPTION

At the first Council Meeting in August, Council will set a preliminary maximum tax rate for consideration. This rate will be published in the paper and on the City's website in the method required by the State statutes. The final adopted tax rate may be lower than the preliminary maximum, but if Council wants to adopt a higher rate, new notices must be published.

Public hearings are held at the second August Council Meeting to inform the public about the proposed budget and tax rate and give citizens the opportunity to comment. Both the Budget and Tax Rate can be voted on at the conclusion of the pubic hearings. The approved budget and tax rate take effect on October 1st.

BUDGET AMENDMENTS

Budget Amendments are made by ordinance and will generally come to the council every 3 months if needed. Additional amendments can be done as needed throughout the year to meet the requirements of stakeholder needs, agreements, or at the Council's direction.

Amendments will identify the need for the amendment as well as the funding source. The amendment will transfer approved budgets from one department to another in the same fund, where the overall budget remains the same or will increase the overall budget by using fund balance or identifying additional revenue that is projected to be above original estimations.

FY 2026-2027
BUDGET CALENDAR

DATE REQUIRED		ACTION	RESPONSIBLE DEPARTMENTS
March 26th	>	Department Head Pre Budget Retreat	City Managers/Department Heads
March 27th	>	Council Pre Budget Retreat	City Managers/Council/Department Heads
April 1st	>	Distribute Budget Preperation Documents	Departments & Finance
	>	Begin working on Year-End Projections	Departments
April 30th	>	Complete and turn in Year-End Projections to Finance	Departments
May 1st - June 1st	>	Departments Work on Budget Submittals	Departments
	>	Departments work on CIP Additions/Adjustments	Departments
	>	Departments meet with Finance for budget submittal review	Departments & Finance
June 1st	>	Complete the Budget Submittals	Departments
	>	EDC budget numbers for their board to approve	Departments
June 1st - 14th	>	City Manager, Executive Team, Finance, & Department review budget submittals	City Managers, Finance, & Department

FY 2026-2027

BUDGET CALENDAR (CONT.)

DATE REQUIRED		ACTION	RESPONSIBLE DEPARTMENTS
June 30th	>	Departments Turn in Fee Schedule Revisions	Departments
July 13th	>	Departments Turn in Narratives to Finance	Departments
July 25th	>	Review Tax Rates with City Manager	City Manager & Finance
July 31st	>	Department Head Budget Retreat	Department Heads, City Managers, Council, Finance
August 11th	>	Council Budget Retreat	City Managers/Council
August 18th	>	Schedule Public Hearings on the Budget & Tax Rate	Council
	>	Set Preliminary Tax Rate	Council
September 1st	>	Second Public Hearing on Tax Rate	Citizens & Council
	>	Vote on the Tax Rate	Citizens & Council
October 1st	>	New Budget in effect	
November 30th	>	GFOA Application Due	

BUDGET FY 2026-27
MESSAGE & HIGHLIGHTS

City Wide

Total revenue expected in the FY 2026-27 is expected to be $149,041,546 with 39% coming from Property Tax and Sales Taxes received by the General Fund, Interest & Sinking (Debt) Fund, and the Schertz Economic Development Corporation. Direct Utility Charges for Garbage, Water, and Sewer make up 22%. The final third of the resources come from other fees, permits, investments, and miscellaneous.

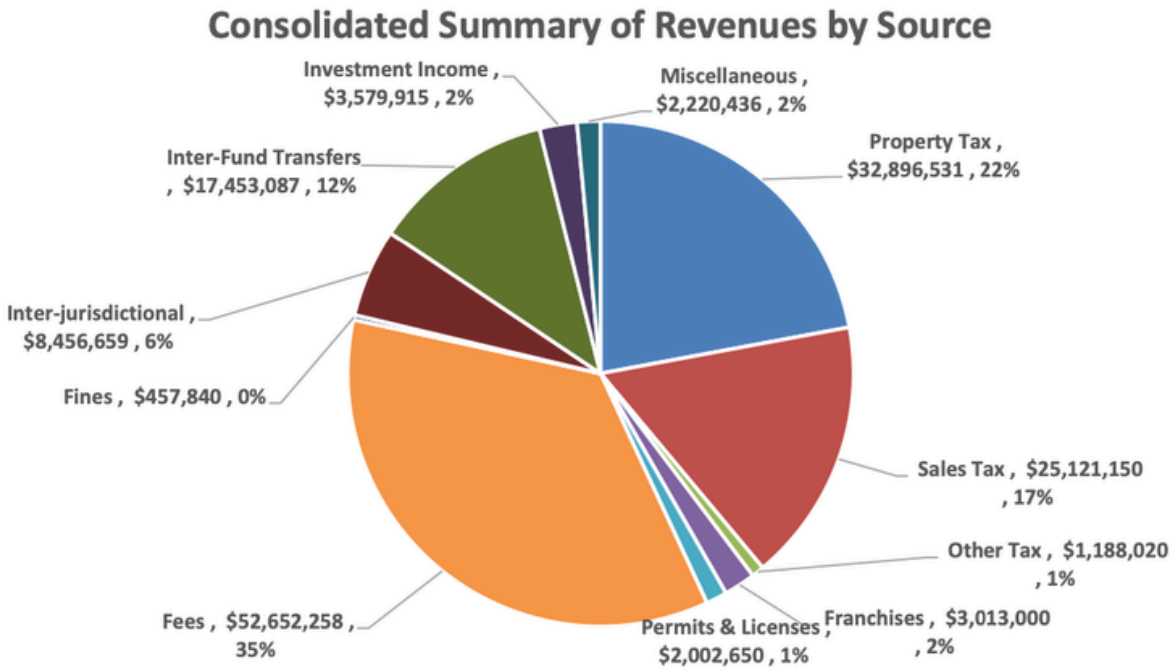

*Miscellaneous revenue includes grants, other taxes, fines, forfeitures, inter-jurisdictional funds, fund transfers, and franchise payments.

BUDGET FY 2026-27

MESSAGE & HIGHLIGHTS

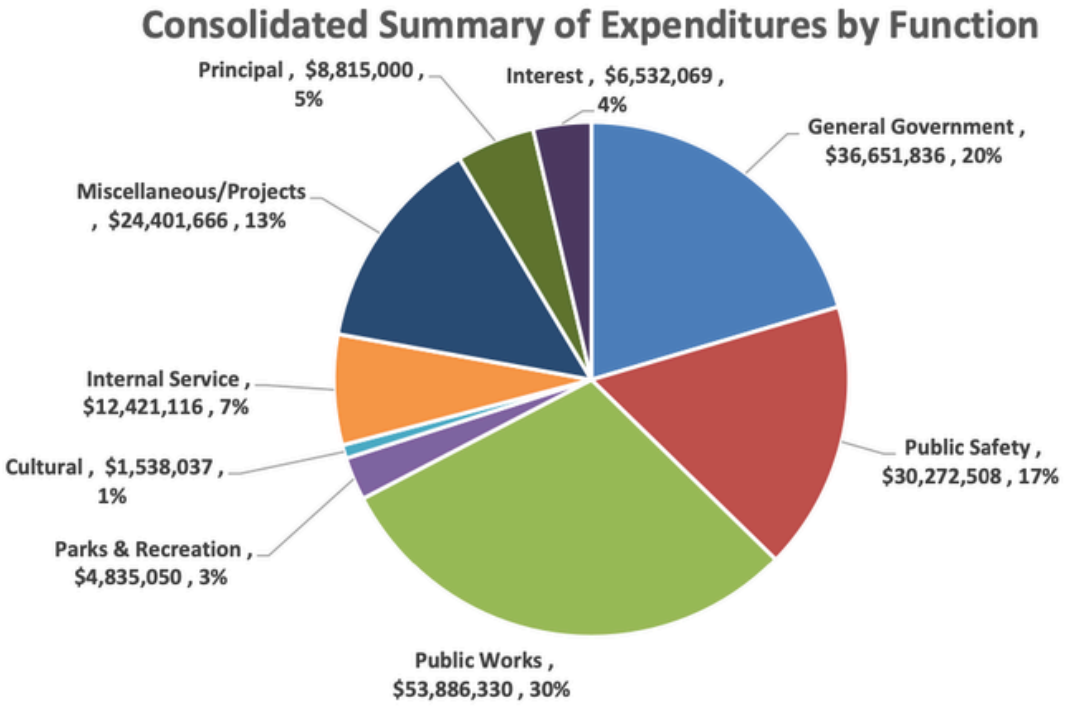

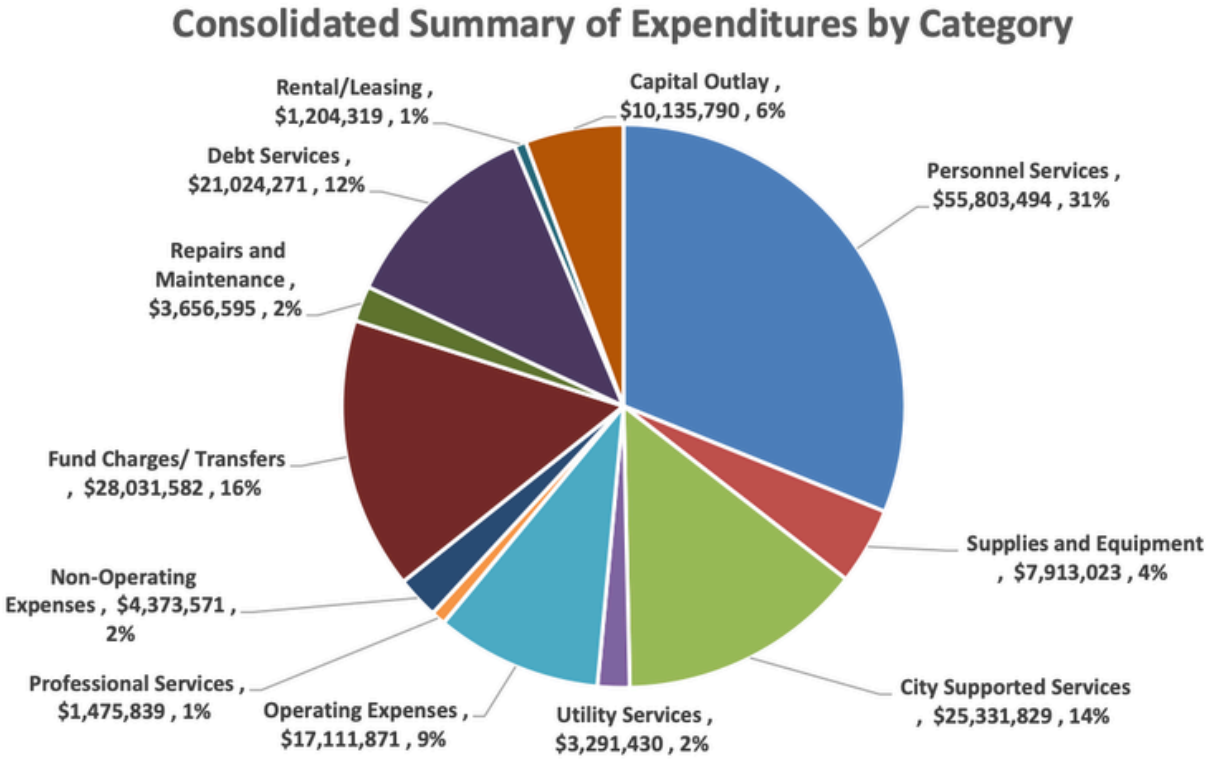

FY 2026-27 PROJECTED BUDGET SUMMARY

	FY 2024-25 ACTUAL	FY 2025-26 BUDGET	FY 2025-26 ESTIMATE	FY 2026-27 ADOPTED
REVENUE SUMMARY				
General Fund	$ 58,187,168	$ 52,815,416	$ 79,975,715	$ 55,290,550
Interest & Sinking Fund	9,443,643	10,475,000	10,406,192	12,585,034
Water & Sewer Fund	57,045,505	35,391,478	31,338,917	34,025,478
Drainage Fund	10,640,557	2,316,283	2,077,933	3,160,033
EMS Fund	15,001,436	17,060,386	16,340,346	18,274,236
SEDC Fund	13,035,055	8,928,608	23,770,185	9,467,050
Water Impact Fee	1,899,211	1,226,400	2,304,500	1,226,400
Sewer Impact Fee	1,084,749	801,000	1,236,000	801,000
Special Events Fund	56,989	55,000	67,652	20,000
PEG Fund	55,230	64,000	60,000	64,000
Vehicle & Equipment Replacement	-	-	-	11,550,000
Hotel Occupancy Fund	1,086,066	1,226,500	1,241,500	1,226,500
Parkland Dedication Fund	82,310	154,750	56,750	154,750
Tree Mitigation Fund	277,157	149,250	326,500	149,250
Roadway Impact Fee Area 1	167,919	355,300	462,100	355,300
Roadway Impact Fee Area 2	153,340	227,650	60,150	227,650
Roadway Impact Fee Area 3	632,376	425,250	300,175	425,250
Roadway Impact Fee Area 4	326	3,315	101,010	3,315
Library Board Fund	23,536	21,500	23,005	21,500
Historical Committee Fund	468	14,250	12,850	14,250
TOTAL REVENUES	$ 168,873,044	$ 131,711,336	$ 170,161,479	$ 149,041,546
EXPENDITURE SUMMARY				
General Fund	$ 53,751,998	$ 54,721,783	$ 55,459,009	$ 82,788,185
Interest & Sinking Fund	10,242,327	11,545,212	11,553,087	11,274,131
Water & Sewer Fund	59,062,459	36,726,604	34,556,066	35,332,054
Drainage Fund	1,541,483	2,823,740	2,492,910	2,843,176
EMS Fund	15,896,784	17,594,415	17,441,821	18,857,986
SEDC Fund	10,242,558	16,701,463	4,302,363	24,996,936
Water Impact Fee	63,715	1,000	1,300	1,000
Sewer Impact Fee	113,091	14,353	14,653	14,353
Special Events Fund	50,067	55,000	67,652	35,000
PEG Fund	6,420	64,000	30,000	64,000
Vehicle & Equipment Replacement	-	-	-	2,637,500
Hotel Occupancy Fund	209,322	170,322	181,276	154,541
Parkland Dedication Fund	15,622	100,000	-	100,000
Tree Mitigation Fund	103,686	85,000	25,000	85,000
Roadway Impact Fee Area 1	1,206	5,000	-	5,000
Roadway Impact Fee Area 2	56,183	105,000	56,449	105,000
Roadway Impact Fee Area 3	1,206	5,000	22,000	5,000
Roadway Impact Fee Area 4	1,206	3,000	22,000	3,000
Library Board Fund	13,423	32,500	17,500	37,500
Historical Committee Fund	1,976	14,250	11,550	14,250
TOTAL EXPENDITURES	$ 151,374,730	$ 140,767,642	$ 126,254,637	$ 179,353,613

A budget was put together using these resources and follows the 5 budget priorities set by council and staff including, in no specific order:

- Maintain Essential Services to continue to provide the existing services requested by the community
- Invest in Employees to reduce turnover, attract the best talent, and increase customer satisfaction
- Protect Infrastructure to improve the safety of those that drive on our roads and to improve the general appearance and functionality of the City
- Maintain Financial Stability to ensure proper support for the continued growth of the community
- Use One-Time Revenue Responsibly by looking at long-term impacts of today's financial decisions

Overall, the City Budget is proposed at $179,353,613, which is a 27% increase from the FY 2025-26 Adopted Budget. The majority of this increase is set to make use of high Fund Balance in the General Fund and the Schertz Economic Development Corporation (SEDC) and is one time in nature.

Citywide the budget funds the Merit program for non-uniformed public safety personnel and the Step program for uniformed public safety. These programs move employees within their pay range but does not affect the starting wages of new employees. Non-uniformed employees will be eligible for a 0-4% increase based on performance and uniformed public safety employees could receive a 4% increase based on the tenure schedule. These changes are planned to take effect midyear and cost $765,530.

Staff also propose no change in medical insurance provider or benefits with an increase in premiums of 10%, or $513,559 for 2027.

Street maintenance and improvements are scheduled and prioritized based on road conditions and the funding available. Large projects are identified individually due to the size and scope of the project and being more challenging to raise funding. Smaller maintenance type projects are grouped together for contract and funding purposes. Projects in this group fall into the Streets Preservation and Maintenance program (SPAM).

The General Fund has replaced the $650,000 budgeted for street maintenance with a $10,000,000 contribution to the SPAM program to be used over the next 5 years. The $650,000 annual contributions would resume in FY 2031-32. Staff plans to utilize $76,345,811 of existing bond funds, SEDC contributions, and grants to complete the 2024 and 2025 SPAM list of roads, Lookout Road reconstruction, Main Street improvements, Lower Seguin Road reconstruction, Kramer Farm Subdivision rehabilitation, Boenig Drive rehabilitation, Northcliffe Country Club Estates Blvd, Savannah Drive. New street projects to start based on available funding include 2027 SPAM streets, Live Oak Extension, and Old Weiderstein Extension.

The Capital Improvements Plan (CIP) that includes Streets, Parks, Facilities, Water/Wastewater, and Drainage projects is updated and adopted by Council along with the budget. Streets, Parks, and Facilities are funded by property and sales taxes, while Drainage, Water and Wastewater are funded by fees related to those services. Staff schedules and limits projects based on the assumption to fund only projects that attempt to minimize fluctuations in the tax rate. These assets included land, buildings, roads, bridges and water and sewer infrastructure. The City of Schertz gathers information via traffic counts and water & sewer usage regularly to monitor aging infrastructure and plan for future capital projects.

Water/Wastewater and Drainage projects and debt are funded by the Water, Sewer, and Drainage fees, respectively. These fees are reviewed and 5-year rate plans are adopted by Council to fund operations and the CIP projects. These rate plans are often updated annually to utilize the most accurate information and minimize rate increases. The full CIP can be found at the end of this budget document.

For equipment, vehicles, small land purchases, and other assets or improvements over $5,000 that are too small to be in the CIP, the City budgets these capital expenditures in each of the operating funds from which the assets will be used and funded by annual revenues or reserves. In an effort to avoid use of debt for the purchase of vehicles and equipment and to fund depreciation as it occurs, the City has created the Vehicle and Equipment Replacement Fund (VERF) for General Fund replacements. Excess fund balance in the General Fund will be used to cover unfunded depreciation to date, as well as the ongoing contribution for fiscal year 2026-27.

BUDGET FY 2026-27

MESSAGE & HIGHLIGHTS

The City added 14 positions for FY 2026-27. These included 9 for the General Fund and 5 for the EMS Fund.

The General Fund added 4 Police Officers, 1 School Resource Officer (SRO), and 4 Communication Officers. These positions cover the growing calls for service Schertz has seen over the years. There have not been any new full-time Communication Officers added since FY 2011-12. Part-time Communication Officers were added in FY 2015-16 to help cover sick and vacation requests or high- volume events.

The 4 Police Officers will add 1 Officer per shift and allow the City to assign more officers to high-call districts and enhance community policing efforts. The SRO was requested by the Schertz-Cibolo- Universal City Independent School District, who will cover the cost of equipment and 10 out of 12 months of wages.

The EMS Fund added 4 EMT's to operate Medic 9 Ambulance full-time located at the Bracken Fire Station and Medic 10 ambulance during peak hours located at Schertz Station 3 or 4 to ensure lower response times and provide additional public safety.

Challenges meeting these goals include the loss of property value in residential homesteads in Guadalupe County, the continued rising of the DVHS exemption, funding not keeping pace with growth in service demand for the Schertz Emergency Medical Services (EMS), and a Drainage Fee that does not raise the amount of funds required to maintain the existing drainage channels and extend or create new channels necessary to protect the city.

The budget proposal looks to make up the decrease in property values by adopting the No-New-Revenue rate, which is calculated using the required state formula, and on average will not increase property taxes for existing property owners. The City will recieve additional property tax revenues exclusively from new growth. The EMS Director has approached each of their contracted service areas and has negotiated additional funding to help make up the existing operating deficit and is planning the contract renewals to continue a positive trend long term. They are also engaging a specialized performance analyst to help look for process improvements to make their operation more cost-effective. The Drainage Fee is proposed to increase to cover the drainage improvements across the city.

BUDGET FY 2026-27

MESSAGE & HIGHLIGHTS

Overall, Fund Balances for the City are planned to decrease $28,522,567 or 18.6% from the FY 2025- 26 year end projections. The largest contributor to this decrease is in the General Fund through the funding of Capital Improvement Program (CIP) and the initial funding of the Vehicle and Equipment Replacement Fund (VERF) and the Schertz Economic Development Corporation (SEDC) payment of incentive agreements and Lookout Road construction reimbursement.

The General Fund, the EMS Fund, and the SEDC plan to decrease their fund balance using one-time expenditures. This decrease is to meet the goal of keeping 26% of annual operating expenditures in reserve for the General Fund. The EMS Fund and SEDC's use of Fund Balance is for one-time expenditures related to operations.

Projected Fund Balances

	Fund Balance 10/01/2025	Estimated Revenues FY 2024-25	Estimated Expenditures FY 2024-25	Estimated Beginning Balance 10/01/2026	FY 2026-27 Adopted Revenues	FY 2026-27 Adopted Expenditures	Budgeted Ending Balance 9/30/2027	% Change from 10/01/2026 to 9/30/2027
General Fund	22,678,519	79,975,715	55,459,009	47,195,225	55,290,550	82,788,185	19,697,590	-58.3%
Tax I&S Fund	1,231,229	10,406,192	11,553,087	84,334	12,585,034	11,274,131	1,395,237	1554.4%
Water & Sewer Fund	14,879,088	31,338,917	34,556,066	11,661,939	34,025,478	35,332,054	10,355,363	-11.2%
Drainage Fund	567,813	2,077,933	2,492,910	152,836	3,160,033	2,843,176	469,693	207.3%
EMS Fund	3,730,558	16,340,346	17,441,821	2,629,082	18,274,236	18,857,986	2,045,332	-22.2%
SEDC Fund	43,115,693	23,770,185	4,302,363	62,583,515	9,467,050	24,996,936	47,053,629	-24.8%
Special Events	180,541	67,652	67,652	180,541	20,000	35,000	165,541	-8.3%
Public, Ed., & Gov. Fund	184,395	60,000	30,000	214,395	64,000	64,000	214,395	0.0%
VERF	-	-	-	-	11,550,000	2,637,500	8,912,500	0.0%
Water Impact Fee	8,770,836	2,304,500	1,300	11,074,036	1,226,400	1,000	12,299,436	11.1%
Sewer Impact Fee	1,715,967	1,236,000	14,653	2,937,314	801,000	14,353	3,723,961	26.8%
Hotel Tax Fund	4,316,602	1,241,500	181,276	5,376,826	1,226,500	154,541	6,448,785	19.9%
Park Fund	608,811	56,750	-	665,561	154,750	100,000	720,311	8.2%
Tree Mitigation Fund	1,408,844	326,500	25,000	1,710,344	149,250	85,000	1,774,594	3.8%
Roadway Impact Fee Area 1	1,742,461	462,100	-	2,204,561	355,300	5,000	2,554,861	15.9%
Roadway Impact Fee Area 2	945,219	60,150	56,449	948,920	227,650	105,000	1,071,570	12.9%
Roadway Impact Fee Area 3	2,855,390	300,175	22,000	3,133,565	425,250	5,000	3,553,815	13.4%
Roadway Impact Fee Area 4	5,886	101,010	22,000	84,896	3,315	3,000	85,211	0.4%
Library Board	86,075	23,005	17,500	91,580	21,500	37,500	75,580	-17.5%
Historical Committee	23,923	12,850	11,550	25,223	14,250	14,250	25,223	0.0%
All Funds	109,047,850	170,161,479	126,254,637	152,954,693	149,041,546	179,353,613	122,642,626	-31.6%

CONSOLIDATED BUDGET SUMMARY BY FUND GROUP

	General Fund	Interest & Sinking Fund	Water & Sewer Fund	Drainage Fund	EMS Fund	SEDC Fund	Special Revenue Funds	Grand Total
REVENUE SUMMARY								
Property Tax	$ 22,461,497	$ 10,435,034	$ -	$ -	$ -	$ -	$ -	$ 32,896,531
Sales Tax	16,914,100	-	-	-	-	8,207,050	-	$ 25,121,150
Other Tax	88,020	-	-	-	-	-	1,100,000	$ 1,188,020
Franchises	2,599,000	-	350,000	-	-	-	64,000	$ 3,013,000
Permits & Licenses	1,996,650	-	-	6,000	-	-	-	$ 2,002,650
Fees	2,247,304	-	32,530,500	3,103,750	12,046,704	-	2,724,000	$ 52,652,258
Fines	457,840	-	-	-	-	-	-	$ 457,840
Inter-jurisdictional	2,431,127	-	-	-	6,025,532	-	-	$ 8,456,659
Inter-Fund Transfers	3,694,054	2,000,000	180,000	18,283	-	-	11,560,750	$ 17,453,087
Investment Income	950,000	50,000	520,000	32,000	-	1,260,000	468,515	$ 3,579,915
Miscellaneous	1,450,958	100,000	444,978	-	202,000	-	22,500	$ 2,220,436
TOTAL REVENUES	55,290,550	12,585,034	34,025,478	3,160,033	18,274,236	9,467,050	15,939,765	149,041,546
Beginning Fund Balances	47,195,225	84,334	11,661,939	152,836	2,629,082	62,583,515	28,647,762	152,954,693
Total Available Resouces	**$ 102,485,775**	**$ 12,669,368**	**$ 45,687,417**	**$ 3,312,869**	**$ 20,903,318**	**$ 72,050,565**	**$ 44,587,527**	**$ 301,996,239**
EXPENDITURE SUMMARY								
General Government	$ 9,819,343	$ 4,200	$ 1,598,963	$ -	$ -	$ 24,996,936	$ 232,394	$ 36,651,836
Public Safety	28,187,508	-	-	-	-	-	2,085,000	$ 30,272,508
Public Works	2,376,215	-	29,507,553	2,754,576	18,857,986	-	390,000	$ 53,886,330
Parks & Recreation	4,432,050	-	-	-	-	-	403,000	$ 4,835,050
Cultural	1,451,287	-	-	-	-	-	86,750	$ 1,538,037
Internal Service	12,421,116	-	-	-	-	-	-	$ 12,421,116
Miscellaneous/Projects	24,100,666		237,000				64,000	$ 24,401,666
Debt Service:								
Principal	-	6,790,000	1,985,000	40,000	-	-	-	$ 8,815,000
Interest	-	4,479,931	2,003,538	48,600	-	-	-	$ 6,532,069
TOTAL EXPENDITURES	82,788,185	11,274,131	35,332,054	2,843,176	18,857,986	24,996,936	3,261,144	179,353,613
Ending Fund Balance	19,697,590	1,395,237	10,355,363	469,693	2,045,332	47,053,629	41,326,383	122,343,226
Total Fund Commitments	**$ 102,485,775**	**$ 12,669,368**	**$ 45,687,417**	**$ 3,312,869**	**$ 20,903,318**	**$ 72,050,565**	**$ 44,587,527**	**$ 301,696,839**

CONSOLIDATED BUDGET SUMMARY BY FUND GROUP

	General Fund				Water & Sewer Fund			
	FY 2024-25 ACTUAL	FY 2025-26 BUDGET	FY 2025-26 ESTIMATE	FY 2026-27 ADOPTED	FY 2024-25 ACTUAL	FY 2025-26 BUDGET	FY 2025-26 ESTIMATE	FY 2026-27 ADOPTED
REVENUE SUMMARY								
Property Tax	$ 20,215,482	$ 21,734,288	$ 20,640,000	$ 22,461,497	$ -	$ -	$ -	$ -
Sales Tax	22,597,184	15,485,000	44,000,000	16,914,100	-	-	-	-
Other Tax	87,760	88,020	88,025	88,020	-	-	-	-
Franchises	2,613,857	2,692,000	2,555,000	2,599,000	329,117	350,000	350,000	350,000
Permits & Licenses	1,953,855	2,065,700	1,780,075	1,996,650	-	-	-	-
Fees	2,413,276	2,426,489	2,278,676	2,247,304	31,478,085	33,896,500	29,818,867	32,530,500
Fines	474,392	407,840	484,650	457,840	-	-	-	-
Inter-jurisdictional	1,964,962	2,349,706	2,407,262	2,431,127	-	-	-	-
Inter-Fund Transfers	3,697,156	3,493,398	3,493,398	3,694,054	181,232	180,000	180,000	180,000
Investment Income	940,689	950,000	1,250,000	950,000	2,914,815	520,000	550,000	520,000
Miscellaneous	1,228,554	1,122,975	995,635	1,450,958	21,813,139	444,978	440,050	444,978
TOTAL REVENUES	$ 58,187,168	$ 52,815,416	$ 79,972,721	$ 55,290,550	$ 56,716,388	$ 35,391,478	$ 31,338,917	$ 34,025,478
EXPENDITURE SUMMARY								
Personnel Services	$ 36,443,276	$ 37,804,636	$ 37,535,032	$ 39,728,685	$ 3,645,788	$ 4,283,560	$ 4,046,852	$ 4,240,986
Supplies and Equipment	2,606,846	2,471,889	2,652,861	2,262,548	4,241,534	4,896,717	4,870,000	4,902,300
City Supported Services	1,441,384	1,542,666	1,657,666	1,667,666	-	100	100	100
Utility Services	1,851,299	1,894,948	1,985,316	2,248,489	490,733	585,222	592,221	649,732
Operating Expenses	3,919,424	4,672,548	4,448,420	4,921,993	11,198,759	14,026,518	10,555,655	10,407,855
Professional Services	562,155	591,436	577,895	724,586	229,279	397,000	372,000	407,000
Non-Operating Expenses	60,095	-	-	-	2,996,138	300,000	300,000	300,000
Fund Charges/Transfers	1,497,823	28,818	28,818	23,978,818	29,574,986	4,001,857	4,001,857	2,016,899
Repairs and Maintenance	1,603,008	3,212,895	3,174,037	2,522,845	1,034,531	562,750	622,750	562,750
Rental/Leasing	596,852	933,247	916,719	934,747	169,641	109,692	109,692	109,692
Capital Outlay	3,169,835	1,568,700	2,482,245	3,797,809	-	933,000	888,000	2,069,000
Debt Service	-	-	-	-	5,481,070	6,630,188	8,196,939	9,665,740
TOTAL EXPENDITURES	$ 53,751,998	$ 54,721,783	$ 55,459,009	$ 82,788,185	$ 59,062,459	$ 36,726,604	$ 34,556,066	$ 35,332,054

CONSOLIDATED BUDGET SUMMARY BY FUND GROUP

	EMS Fund				SEDC Fund			
	FY 2024-25 ACTUAL	FY 2025-26 BUDGET	FY 2025-26 ESTIMATE	FY 2026-27 ADOPTED	FY 2024-25 ACTUAL	FY 2025-26 BUDGET	FY 2025-26 ESTIMATE	FY 2026-27 ADOPTED
REVENUE SUMMARY								
Property Tax	$ -	$ -	$ -	$ -	$ -	$ -	$ -	$ -
Sales Tax	-	-	-	-	11,298,737	7,668,608	22,000,000	8,207,050
Other Tax	-	-	-	-	-	-	-	-
Franchises	-	-	-	-	-	-	-	-
Permits & Licenses	-	-	-	-	-	-	-	-
Fees	10,363,572	11,511,704	10,629,365	12,046,704	-	-	-	-
Fines	-	-	-	-	-	-	-	-
Inter-jurisdictional	4,378,550	5,406,682	5,225,581	6,025,532	-	-	-	-
Inter-Fund Transfers	-	-	-	-	-	-	-	-
Investment Income	-	-	-	-	1,736,318	1,260,000	1,770,000	1,260,000
Miscellaneous	259,313	142,000	485,400	202,000	-	-	185	-
TOTAL REVENUES	$ 15,001,436	$ 17,060,386	$ 16,340,346	$ 18,274,236	$ 13,035,055	$ 8,928,608	$ 23,770,185	$ 9,467,050
EXPENDITURE SUMMARY								
Personnel Services	$ 9,771,283	$ 9,899,972	$ 10,722,655	$ 10,840,351	$ 19,254	$ 41,775	$ 27,775	$ 28,775
Supplies and Equipment	621,659	540,900	574,200	579,400	43,223	68,725	58,975	59,175
City Supported Services	-	-	-	-	9,416,346	15,487,200	3,113,100	23,549,063
Utility Services	180,669	152,200	147,000	338,490	490	1,075	975	975
Operating Expenses	1,058,393	1,017,943	1,198,705	1,197,965	144,996	399,685	398,535	398,535
Professional Services	111,821	158,000	152,985	117,500	9,170	61,300	61,300	61,300
Non-Operating Expenses	3,422,609	3,829,113	2,709,171	4,063,571	-	-	-	-
Fund Charges/Transfers	605,686	610,166	606,166	618,367	609,080	641,703	641,703	664,113
Repairs and Maintenance	12,480	103,267	104,939	113,000	-	-	-	-
Rental/Leasing	112,185	136,307	136,000	159,880	-	-	-	-
Capital Outlay	-	1,146,547	1,090,000	829,462	-	-	-	235,000
Debt Service	-	-	-	-	-	-	-	-
TOTAL EXPENDITURES	$ 15,896,784	$ 17,594,415	$ 17,441,821	$ 18,857,986	$ 10,242,558	$ 16,701,463	$ 4,302,363	$ 24,996,936

CONSOLIDATED BUDGET SUMMARY BY FUND GROUP

	Other Funds				Grand Total			
	FY 2024-25 ACTUAL	FY 2025-26 BUDGET	FY 2025-26 ESTIMATE	FY 2026-27 ADOPTED	FY 2024-25 ACTUAL	FY 2025-26 BUDGET	FY 2025-26 ESTIMATE	FY 2026-27 ADOPTED
REVENUE SUMMARY								
Property Tax	$ 9,239,261	$ 10,270,000	$ 10,270,000	$ 10,435,034	$ 29,454,742	$ 32,004,288	$ 30,910,000	$ 32,896,531
Sales Tax	-	-	-	-	33,895,921	23,153,608	66,000,000	25,121,150
Other Tax	$ 886,356	$ 1,100,000	$ 900,000	$ 1,100,000	974,117	1,188,020	988,025	1,188,020
Franchises	55,230	64,000	60,000	64,000	2,998,204	3,106,000	2,965,000	3,013,000
Permits & Licenses	9,150	6,000	3,400	6,000	1,963,005	2,071,700	1,783,475	2,002,650
Fees	4,868,162	4,984,000	6,213,000	5,827,750	49,123,096	52,818,693	48,939,908	52,652,258
Fines	-	-	-	-	474,392	407,840	484,650	457,840
Inter-jurisdictional	-	-	-	-	6,343,513	7,756,388	7,632,843	8,456,659
Inter-Fund Transfers	4,079	29,033	31,225	13,579,033	3,882,467	3,702,431	3,704,623	17,453,087
Investment Income	1,141,439	904,915	890,435	849,915	6,733,262	3,634,915	4,460,435	3,579,915
Miscellaneous	9,400,201	157,500	168,257	122,500	32,701,207	1,867,453	2,089,527	2,220,436
TOTAL REVENUES	$ 25,603,879	$ 17,515,448	$ 18,536,317	$ 31,984,232	$ 168,543,926	$ 131,711,336	$ 169,958,485	$ 149,041,546
EXPENDITURE SUMMARY								
Personnel Services	$ 615,619	$ 1,029,520	$ 875,421	$ 964,697	$ 50,495,220	$ 53,059,463	$ 53,207,735	$ 55,803,494
Supplies and Equipment	17,130	94,050	66,800	109,600	7,530,392	8,072,281	8,222,836	7,913,023
City Supported Services	87,012	135,000	84,938	115,000	10,944,742	17,164,966	4,855,804	25,331,829
Utility Services	27,128	35,000	45,000	53,744	2,550,319	2,668,445	2,770,512	3,291,430
Operating Expenses	75,221	153,572	125,983	185,522	16,396,794	20,270,266	16,727,298	17,111,871
Professional Services	53,307	429,753	223,752	165,453	965,732	1,637,489	1,387,932	1,475,839
Non-Operating Expenses	239,754	10,000	5,000	10,000	6,718,596	4,139,113	3,014,171	4,373,571
Fund Charges/Transfers	811,797	580,770	624,740	753,385	33,099,372	5,863,314	5,903,284	28,031,582
Repairs and Maintenance	151,434	571,000	504,000	458,000	2,801,453	4,449,912	4,405,726	3,656,595
Rental/Leasing	-	-	-	-	878,678	1,179,246	1,162,411	1,204,319
Capital Outlay	105,118	443,200	373,250	3,204,519	3,274,953	4,091,447	4,833,495	10,135,790
Debt Service	10,237,127	11,541,012	11,547,487	11,358,531	15,718,197	18,171,200	19,744,426	21,024,271
TOTAL EXPENDITURES	$ 12,420,647	$ 15,022,877	$ 14,476,371	$ 17,378,451	$ 151,374,446	$ 140,767,142	$ 126,235,631	$ 179,353,613

Consolidated Budget Summary
Expenditures by Category and Department

Total for FY 2026-27	511 Personnel Services	521 Supplies and Equipment	532 City Supported Services	533 Utility Services	534 Operating Expenses	541 Professional Services	542 Non-Operating Expenses	548 Fund Charges/Transfers	551 Repairs and Maintenance	555 Debt Services	561 Rental/Leasing	581 Capital Outlay	Grand Total
101 Non Departmental	$ -	$ 23,500	$ 23,840,963	$ -	$ 2,573,329	$ 118,553	$ -	$ 33,818	$ 25,000	$ 11,269,931	$ -	$ 24,219	$ 37,909,313
150 City Council	109,839	1,000	-	-	103,800	1,000	-	-	-	-	-	-	215,639
151 City Manager	1,057,572	1,200	-	-	4,960	-	-	-	-	-	-	-	1,063,732
152 Municipal Court	394,014	1,500	-	-	5,660	66,000	-	-	2,500	-	-	-	469,674
153 Customer Relations-311	100,490	100	-	-	-	-	-	-	-	-	-	-	100,590
154 Planning & Zoning	463,836	2,300	-	-	250	100	-	-	-	-	-	-	466,486
156 Economic Development	566,789	-	1,200,000	-	-	-	-	-	-	-	-	-	1,766,789
164 City Secretary	356,630	2,870	-	-	28,854	-	-	-	-	-	-	-	388,354
170 Public Affairs	454,815	83,885	-	-	132,748	80,800	-	-	-	-	-	-	752,248
173 Engineering	1,546,358	10,700	-	14,148	800	50,000	-	-	-	-	-	62,500	1,684,506
176 Business Office	831,063	336,400	-	18,000	413,500	-	-	-	-	-	-	-	1,598,963
256 Police	13,212,273	411,474	5,000	371,639	78,205	88,686	-	-	76,147	-	892,857	1,775,600	16,911,881
257 Fire Rescue	9,419,814	136,652	-	193,854	43,026	118,000	-	-	270,245	-	26,900	890,180	11,098,671
258 Inspections	1,462,835	5,460	-	11,985	10,850	70,000	-	-	-	-	-	62,500	1,623,630
259 Neighborhood Services	530,657	5,150	-	10,819	1,200	3,000	-	-	30,000	-	-	57,500	638,326
280 Schertz EMS	10,840,351	579,400	-	338,490	1,197,965	117,500	4,063,571	618,367	113,000	-	159,880	829,462	18,857,986
302 Tree Mitigation	-	-	-	-	-	-	-	-	85,000	-	-	-	85,000
359 Streets	1,390,401	225,745	-	311,439	-	-	-	-	442,630	-	6,000	272,000	2,648,215
460 Parks	1,574,984	161,964	-	338,283	343,338	10,000	-	-	309,500	-	7,000	605,383	3,350,451
463 Swim Pool	-	33,000	-	40,231	-	-	-	-	597,023	-	-	-	670,254
464 Event Facilities	512,966	27,100	-	84,929	1,850	-	-	-	2,500	-	-	-	629,345
575 W & S Administration	3,409,923	4,565,900	100	631,732	9,994,355	407,000	300,000	1,779,899	562,750	9,665,740	109,692	2,069,000	33,496,091
579 Drainage	958,347	43,100	-	53,744	42,700	2,500	10,000	748,385	348,000	88,600	-	442,800	2,738,176
608 Kick Cancer	-	-	-	-	20,000	-	-	-	-	-	-	-	20,000
609 Historical Committee	6,350	7,000	-	-	500	400	-	-	-	-	-	-	14,250
621 Hal Baldwin Scholarship	-	-	15,000	-	-	-	-	-	-	-	-	-	15,000
665 Library	1,170,986	199,600	-	76,371	4,330	-	-	-	-	-	-	-	1,451,287
853 Information Technology	1,331,768	444,350	-	516,665	1,562,565	65,000	-	-	3,800	-	-	381,016	4,305,164
866 Human Resources	804,318	4,200	-	-	127,450	49,500	-	-	-	-	-	-	985,468
868 Finance	867,563	4,198	-	-	4,300	42,500	-	-	-	-	-	-	918,561
872 Purchasing & Asset Mgt	309,207	5,400	-	-	7,800	-	-	-	-	-	-	-	322,407
877 Fleet Service	923,970	266,350	-	20,807	-	-	-	-	308,000	-	-	50,000	1,569,127
878 Building Maintenance	1,166,600	135,350	-	257,319	-	-	-	-	480,500	-	1,990	2,278,630	4,320,389
900 Projects	-	45,000	-	-	-	124,000	-	24,187,000	-	-	-	-	24,356,000
901 City's Assistance	-	-	57,666	-	-	-	-	-	-	-	-	-	57,666
902 Sewer Projects	-	-	-	-	-	-	-	-	-	-	-	-	-
910 Court-restricted Funds	-	84,000	-	-	9,000	-	-	-	-	-	-	-	93,000
966 Economic Development	28,775	59,175	213,100	975	398,535	61,300	-	664,113	-	-	-	235,000	1,660,973
Grand Total	**$ 55,803,494**	**$ 7,913,023**	**$ 25,331,829**	**$ 3,291,430**	**$ 17,111,871**	**$ 1,475,839**	**$ 4,373,571**	**$ 28,031,582**	**$ 3,656,595**	**$ 21,024,271**	**$ 1,204,319**	**$ 10,135,790**	**$ 179,353,613**

BUDGET FY 2026-27
MESSAGE & HIGHLIGHTS

General Fund Revenues

The General Fund is primarily funded through taxes with 41% coming from property tax and 30% coming from Sales Taxes. The final 29% comes from overhead transfers between the different funds, direct charges for service, funding from other agencies to provide services, court fines, and investment income for a grand total of $55,290,550.

Each year City Council must set a property tax rate that has a direct impact on the largest portion of the General Fund resources.

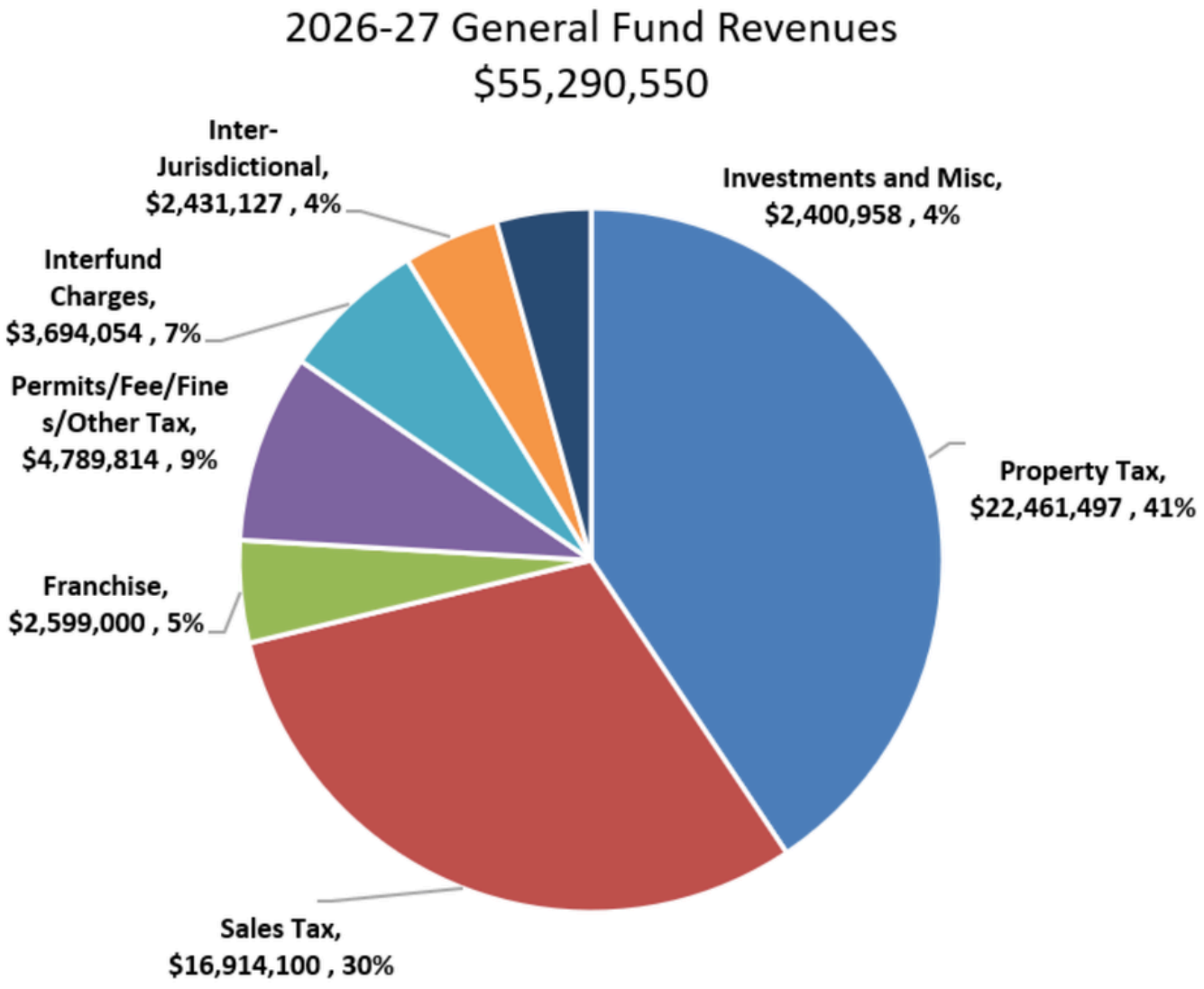

Each year the Appraisal Districts calculate the taxable value of properties within the City limits. The value for FY 2025-26 was $5.47 billion. Those properties decreased $88 million to $5.38 million year-over-year for FY 2026-27. The City then added $227 million in new development and annexations for a total value for FY 2026-27 of $5.6 billion.

The state has each City's tax assessor/collector calculate a No-New-Revenue tax rate, which would raise the same amount of funding for the City on properties that were on the previous year's calculation. If no new properties were added and no new construction occurred, the City would receive the same total funding using this rate.

The other rate calculated is the Voter-Approval Rate. This is the maximum rate the City Council can adopt without additional voter approval. Council may set a rate higher than the Voter-Approval rate but that rate would then be voted on in the November election.

Tax Rates

FY 2025-26 Rate	$0.5118
No-New-Revenue	$0.5296
Voter-Approval Rate	$0.5593
Budget Proposed	$0.5296

BUDGET FY 2026-27
MESSAGE & HIGHLIGHTS

The Guadalupe County Tax Assessor/Collector calculated for the City a total taxable value of $5,606,568,271. This is a 2.5% increase or $138,938,723 over last fiscal year. Without new value from annexations and development, the value of the existing properties decreased by $88,271,805. While commercial properties maintained and increased their taxable value by 3.63%, the average taxable value of homesteads decreased 1.4%.

This overall decrease in existing properties of $88,012,028, as well as $1,103,286 in property tax refunds from the Disabled Veteran Homestead Exemption (DVHS) program and other midyear corrections, caused the No-New-Revenue rate to increase higher than the previous year's adopted rate to provide the same level of funding.

The General Fund Budget was submitted to council to be funded at the No-New-Revenue rate of $0.5296. This tax rate is further broken down to the Maintenance & Operations Rate (M&O) that funds the City's operations, and the Interest & Sinking Rate (I&S) that pays the City's General Government debt. The changes in each rate are detailed below.

	2026-27	**2025-26**
General Fund (M&O)	$0.3615	$0.3437
Debt Service Fund (I&S)	$0.1681	$0.1681
Total	**$0.5296**	**$0.5118**

This M&O tax rate will help meet the City's Budget Priority Goals of maintaining essential services, investing in employees, and preserving financial stability.

Other challenges related to property taxes are the increasing number of Disabled Veteran Homestead Exemptions (DVHS) with minimal aid from the State. This program approved by the State of Texas, exempts approved disabled veterans from paying any property tax. Schertz and other communities next to military bases have a high concentration of veterans that retire to these communities after their service.

To date there are 2,909 properties using this exemption, which is about 25% of total homesteads in Schertz. This equates to a reduction in taxable value of $1,194,349,296 or a reduction of $6.3 million in tax funding at the rate of $0.5296.

The State does have an aid program to help communities like Schertz but has never properly funded the program since it started in 2016. For its last aid request, Schertz was eligible to receive $4,649,195 but only received $564,158, due to limited program funding.

Staff will continue to petition our State Senators and Representatives, as well as the entire legislature, to advocate for the aid program to be fully funded.

This does affect service offerings of the City by operating at a reduced funding level. Staff focuses on working hard with the resources available and making new funding proposals based on long-term impacts and available funds. Sales taxes make up 30% of usable resources in the General Fund as the second largest funding source. 1.5% of each sale of taxable goods and services in the city is returned to Schertz by the State. 1% goes to the General Fund while 0.5% goes to the Schertz Economic Development Corporation.

Sales taxes in the City of Schertz have experienced strong growth in FY 2024-25 and FY 2025-26 due to a large, limited time sales tax payments from coordinated by a company making large purchases from their Schertz location. Once their deal is completed, sales taxes are expected to drop back down to normal growth levels and not continue at that rate going forward.

Historic long-term growth has been at 7%. When removing the one-time payments, staff believes the City is holding strong at the 7% growth rate and projected that rate into FY 2026-27. Potential upcoming sources of sales tax generation include the new shopping center at Schertz Station that could provide notable sales tax contributions in FY 2026-27.

BUDGET FY 2026-27
MESSAGE & HIGHLIGHTS

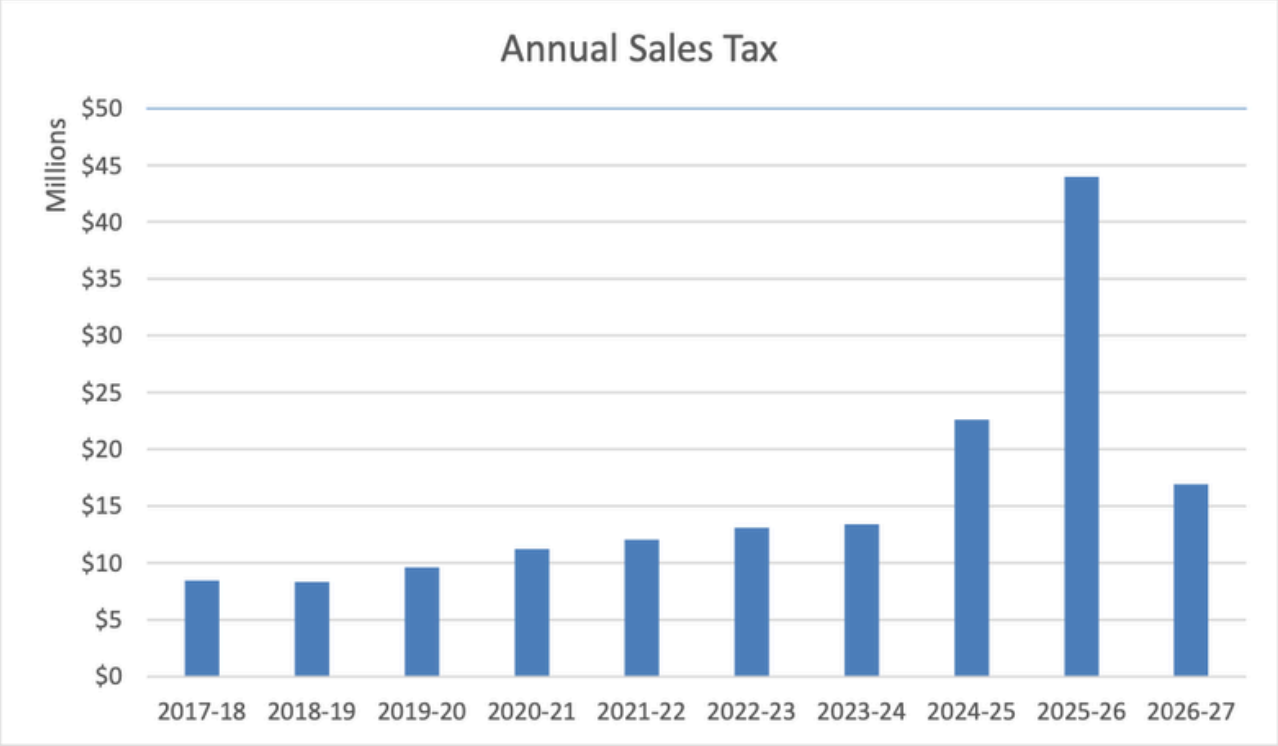

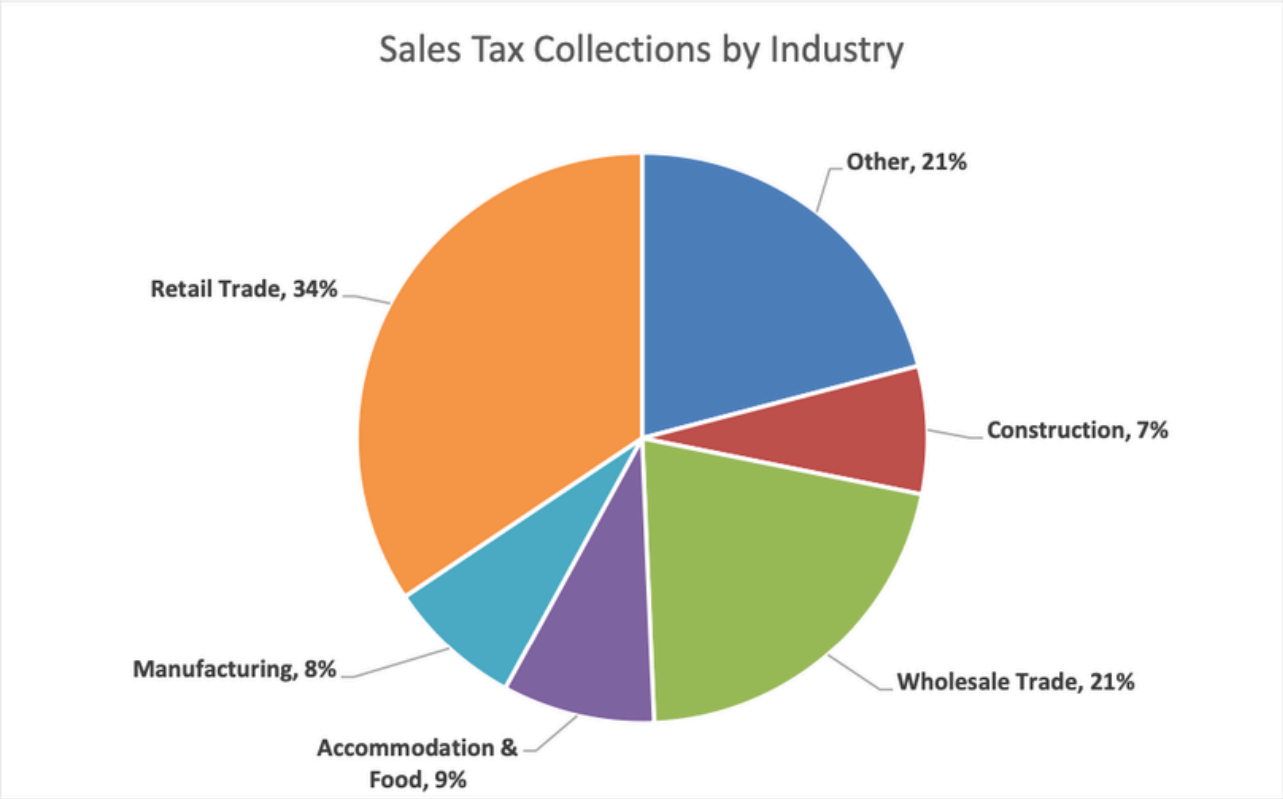

BUDGET FY 2026-27
MESSAGE & HIGHLIGHTS

General Fund Expenditures

The General Fund Budget is proposed at $82,788,185 which is a $28,066,402 increase from the final FY 2025-26 adopted budget. The Budget for FY 2026-27 has higher transfers to the Capital Budget projects and the new Vehicle and Equipment Replacement Fund with the intent to allocate the one-time sales taxes received.

Budget Highlights:

- Capital Purchases for Public Safety and Information Technology
- Capital Improvements for Senior Center Lobby Changes
- Capital Improvements for Cancer Prevention at Fire Station 1 and 2
- Public Safety Equipment Replacement
- Capital Improvements for the Replacement of the Recreation Center Roof Replacement
- Capital Improvements for the Library Roof and Carpet Replacement
- Capital Purchases for Facility Maintenance and Fleet Equipment
- Capital Purchases for Parks Equipment
- Vehicle and Equipment Replacement Fund Contribution
- Interest & Sinking Fund Contribution
- 4 Police Officers
- 1 Student Resource Officer
- 4 Communication Officers
- Other operational increases

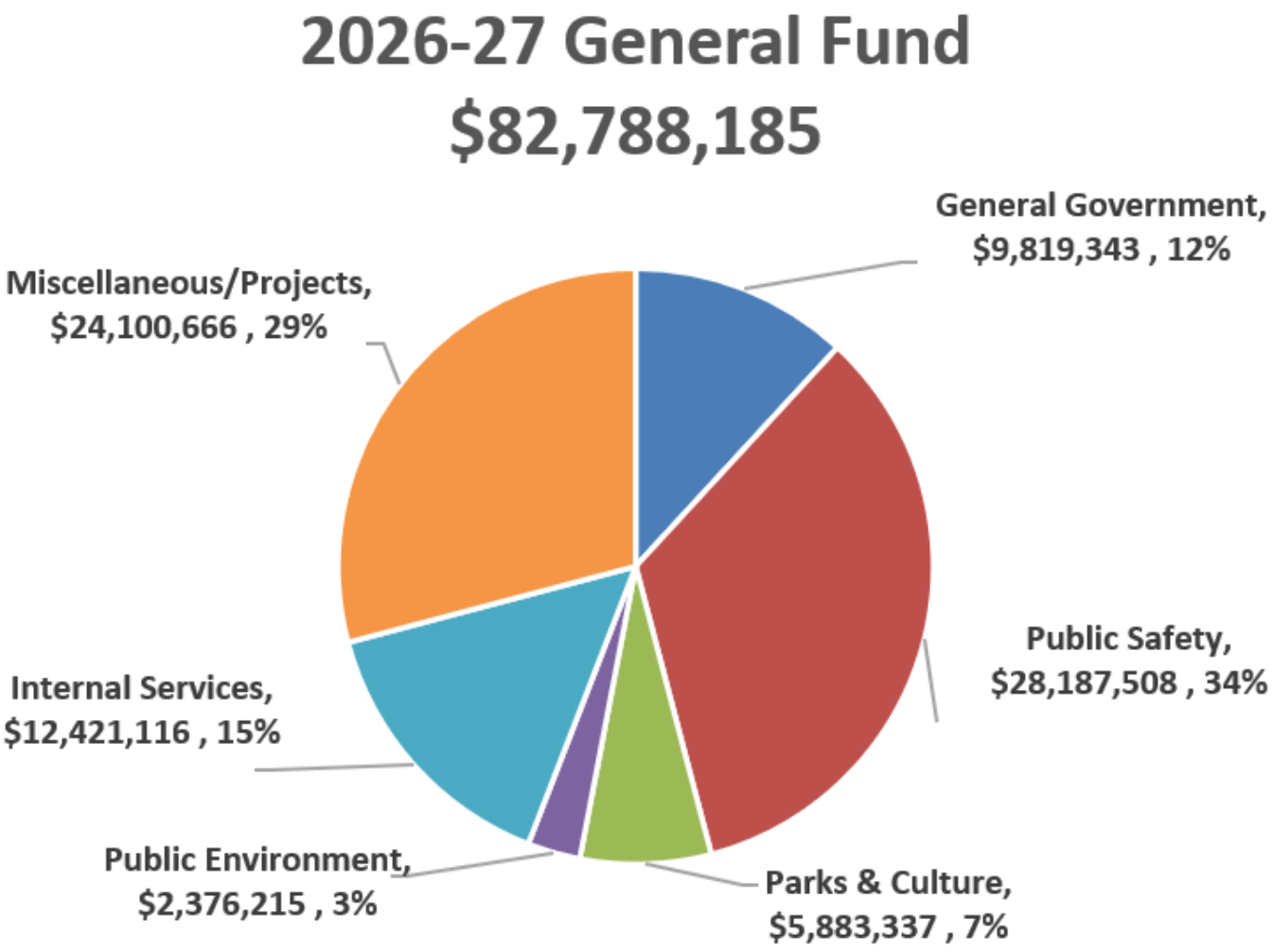
2026-27 General Fund
$82,788,185
General Government, $9,819,343 , 12%
Public Safety, $28,187,508 , 34%
Parks & Culture, $5,883,337 , 7%
Public Environment, $2,376,215 , 3%
Internal Services, $12,421,116 , 15%
Miscellaneous/Projects, $24,100,666 , 29%

Overall, the General Fund reserves are expected to decrease by $27,796,926 to $19,697,590 or be 37.5% of operating expenditures. The City requirement for its reserves is to keep no more than 26%.

General Fund	
Revenue	$52,290,550
Expenditures	$82,788,185
Over/(Under)	($27,797,635)

Capital Expenditures

The General Fund capital expenditures, equipment and vehicles over $5,000 in value, and improvements are budgeted at $3,797,809 for FY 2026-27. A detailed list may be seen on page 59.

This year the FY 2026-27 Budget includes large transfers to the Capital Budget, the Vehicle and Equipment Replacement Fund (VERF), and the Interest & Sinking (I&S) Fund. This includes a one-time contribution to the Capital Improvement Program for street and signal improvements of $10,400,000, an initial contribution to start the VERF of $11,550,000, new vehicles and equipment for the new Police Officers and the School Resource Officer, and a $2,000,000 transfer to the I&S Fund to replenish its Fund Balance and make up for lower-than-expected revenue caused by increased DVHS exemptions.

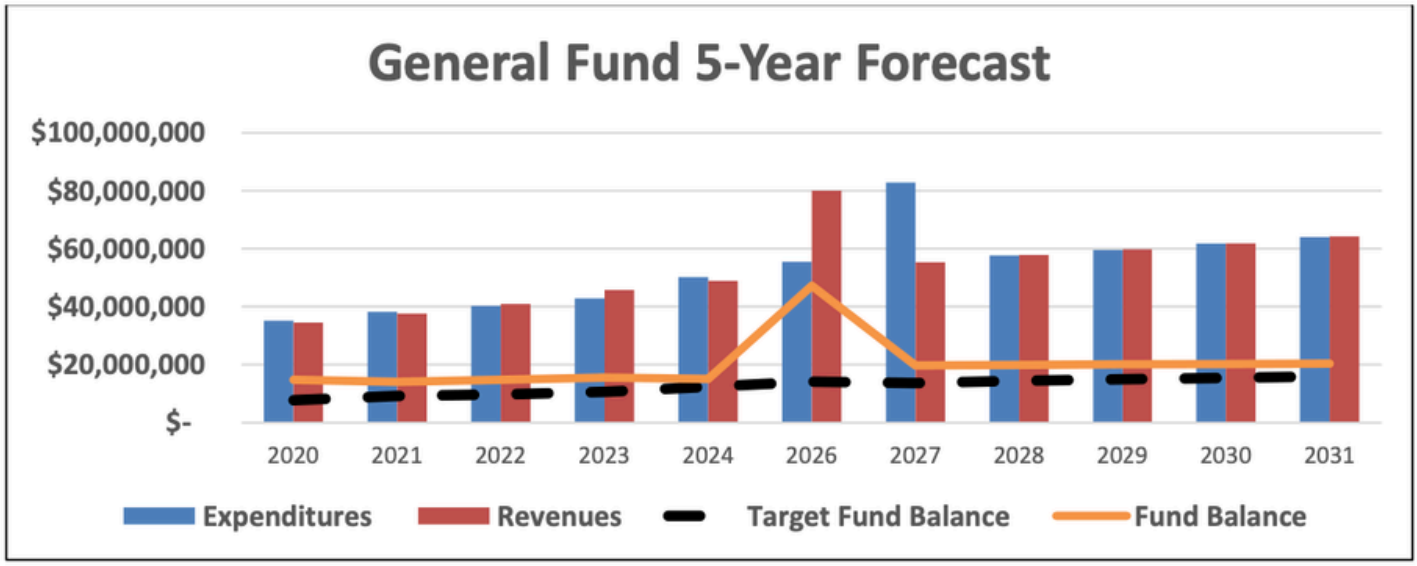

5-Year Forecast

The City forecasts out revenue projections and the major inflationary cost impacts to see how budgetary decisions made today would affect the City in the future. Major revenue considerations increase property taxes by 3% each year, which includes 2% increase for inflation, 3% for new growth, and a collection rate of 98% to account for new DVHS corrections midyear. Sales taxes are forecasted at the historic long-term average of 7% annual growth. Franchise and fees are estimated growing at 1% based on historic averages and permits and licenses are shown at 0% growth due to the cyclical nature, and eventual end, of new development.

As previously mentioned in the Capital Expenditures section, FY 2026-27 allocates $27,747,809 for capital and other one-time uses to reduce Fund Balance closer to the target line.

Expenditure growth comes from personnel to include the merit and step programs, a 9.8% medical insurance increase based on historic averages, and the addition of 1 or 2 new personnel each year starting in FY 2028-29.

Capital replacements are also forecasted based on the useful life of equipment over $5,000, with the replacement of each vehicle and large piece of equipment scheduled at the end of the useful life. The useful life is the expected length of time a vehicle or equipment can be used safely before it should be replaced. Annual contributions are planned to be made to the VERF so when a vehicle has reached the end of its useful life, funding is ready and waiting to replace that vehicle.

The General Fund's overall growth potential is restricted due to the amount of aid provided by the State for communities with high concentration of DVHS exemptions, making financial forecasting even more important. The remaining funding available, as seen by the difference between the orange and dotted black lines, would be the amounts anticipated to provide additional funding to meet the strategic goals.

Water & Sewer Fund

The Water & Sewer Fund's main revenues are from the sale of water, sewer charges, and solid waste fees (garbage). These three main sources make up 95% of revenue with the remaining 5% coming from investment income and other fees such as penalties, new meter sales, and water leases.

Water rates increased 8% and will bring total fees to $16,200,000. Sewer rates increased 8% for a total estimated revenue of $11,772,000. Garbage rates also increased 3.8%. This is a combined estimate of a $7.91 month increase on the average bill.

Budget highlights for this fund include a transfer of $237,000 to the Capital Budget for non-debt portion of Moonlight Meadow Waterline Replacement.

Also included in FY 2026-27 are increased contributions of $1,823,880 to Cibolo Creek Municipal Authority (CCMA) to fund the expansion of the Southern Wastewater Treatment Plant. The current treatment facility is a joint venture between CCMA, the City of Schertz, the City of Cibolo, and Guadalupe Valley Special Utility District (GVSUD). The City of Schertz is responsible for 55% of the expansion costs.

Water & Sewer Fund	
Revenue	$34,025,478
Expenditures	$35,332,054
Over/(Under)	($1,306,576)

Capital Expenditures

The Water and Sewer Fund capital expenditures, equipment and vehicles over $5,000 in value, are budgeted at $267,000 for FY 2026-27 for planned replacements. $300,000 is also budgeted for potential land acquisition and construction not identified in the Capital Budget. Capital purchases include the following:

- Replace 2 Backhoes
- Replace 3 Dually Trucks
- Replace the Vacuum Truck
- Replace a Trailer
- Replace a Compressor

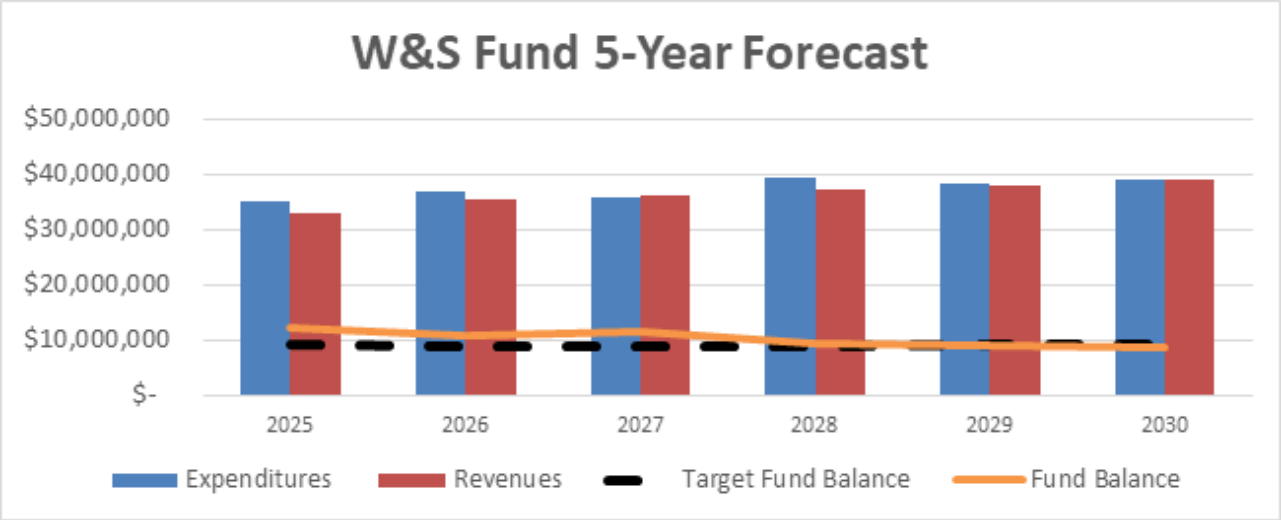

5-Year Forecast

The Water & Sewer Fund is primarily funded through fees for services provided. The revenue generated from those service fees is estimated to grow 2.5%, or about the rate of City growth.

Major expenditure growth comes from personnel, including funding the merit program, and a 9.8% medical insurance increase based on historic averages. Also included are the anticipated new debt payments needed to fund infrastructure improvements and replacement of aging water and sewer lines.

Capital replacement is also forecasted based on the useful life of equipment over $5,000, with the replacement of each vehicle and large equipment scheduled at the end of the useful life. The useful life is the expected length of time a vehicle or equipment can be used safely before it should be replaced.

Emergency Medical Services (EMS) Fund

The EMS Fund receives resources from Transportation Fees and from agencies that have contracted with Schertz EMS to provide emergency service coverage. These two revenue sources make up 99% of revenue for the EMS fund with the remainder generated from the EMT class, community support fees, and other miscellaneous sources.

In FY 2026-27 the funds received from other agencies to provide EMS support will increase with recent contract negotiations to provide additional funding for the EMS Fund, which has operated at a deficit for the past 2 years. These new contracts terms will increase the funding amounts by 15.3% in FY 2026- 27.

The EMS Fund also raised fees by $50 per transport for an additional $500,000 in estimated revenue.

These two changes will help alleviate the deficit as well as fund 4 EMTs to staff 2 additional ambulances during peak call times to reduce response rates, hire another Billing Specialist, and fund a projected fuel price increase.

EMS Fund	
Revenues	$18,274,236
Expenditures	$18,857,986
Over/Under	($583,750)

Capital Expenditures

The EMS Fund capital expenditures, equipment and vehicles over $5,000 in value, is budgeted at $829,462 for FY 2026-27 and includes the following:

- Replacement Ambulance
- Ambulance remount
- Replace other equipment

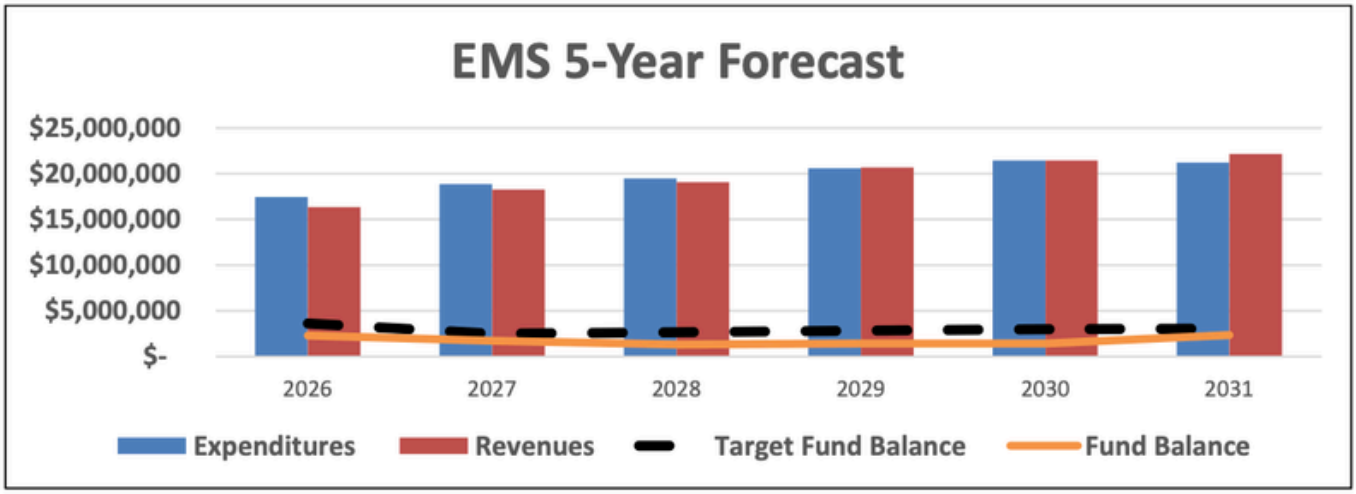

5-Year Forecast

The EMS Fund is primarily funded through fees for services provided. The revenue generated from those service fees is estimated to grow 2.5%, or about the rate of City growth. The other major revenue source is the inter-jurisdictional fees which are programed to match the amounts listed in the contracts over this time frame, including an estimate needed to continue operations after the current contracts expire in FY 2028-29.

Major expenditure growth comes from personnel to funding the merit programs, and a 9.8% medical insurance increase based on historic averages. Also included are additional personnel to meet the growing call volume demands with the current levels of service.

Capital replacement is also forecasted based on the useful life of equipment over $5,000, with the replacement of each vehicle and large equipment scheduled at the end of the useful life. The useful life is the expected length of time a vehicle or equipment can be used safely before it should be replaced.

Drainage Fund

The Drainage Fund raises funds by the Drainage Fee set by Council to pay for drainage channel maintenance and expansion. This fee is placed on the Utility Bill and is based on how much impervious surface is located on each property. All residential properties are charged the same fee while commercial properties are charged based on how much impervious surface they develop. This calculation looks at the business' foundation, parking lot, and any other sidewalks or concrete structures on the property. Anything built that would contribute to water runoff and prevent natural absorption into the soil.

This fee would go from $8.00 per home to $11.00, generating an additional $843,000 in revenue and funding additional Drainage Channel Maintenance, annual vehicle and equipment replacements, and fund debt payments for the Wendy Swan Drainage Improvements.

Drainage Fund	
Revenue	$3,160,033
Expenditures	$2,843,176
Over/(Under)	$316,857

Capital Expenditures

The Drainage Fund capital expenditures, equipment and vehicles over $5,000 in value, is budgeted at $442,800 for FY 2026-27 and includes the following:

- Land or Right-of-Way acquisition for needed maintenance or improvements
- New Truck
- New Tractor and Shredder
- Replacement Truck
- Replacement Tractor with Loader

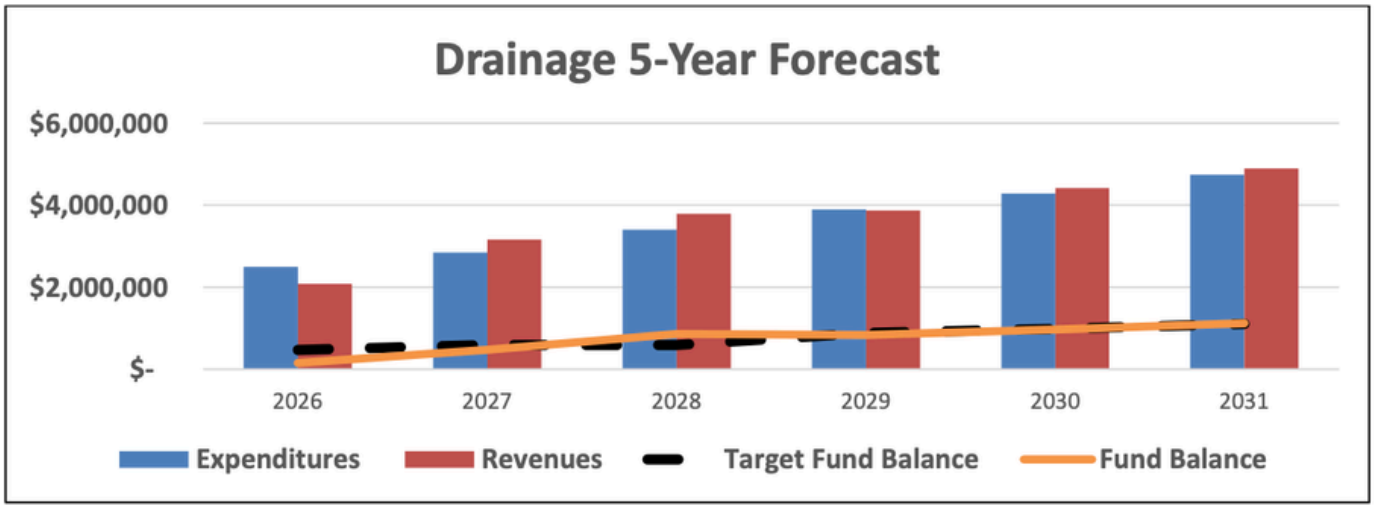

5-Year Forecast

The Drainage Fund is primarily funded through fees for services provided. The revenue generated from those service fees is estimated to growth 2.5%, or about the rate of City growth, after the increase in 2026 and includes stepped increases during this time up to $15.00, if needed, based on growth and anticipated debt payments to perform needed drainage channel improvements.

Major expenditure growth comes from personnel to include funding the merit and step programs, a 9.8% medical insurance increase based on historic averages, and debt payments that match the Capital Improvement Plan project needs for Drainage Projects.

Capital replacement is also forecasted based on the useful life of equipment over $5,000, with the replacement of each vehicle and large equipment scheduled at the end of the useful life. The useful life is the expected length of time a vehicle or equipment can be used safely before it should be replaced.

Schertz Economic Development Corporation (SEDC)

The main source of revenue for the SEDC is also Sales taxes. The City collects 1.5% out of the 8.25% possible sales tax in Texas. 1% goes to the City's General Fund and 0.5% goes to the SEDC.

The SEDC has a reserve of $61,849,990, which it uses to fund new business growth and development as well as community programs. This year, the SEDC is scheduled to fund $10,580,463 for already approved development agreements and $12,755,500 in park and street developments. These programs will reduce the reserve to $46,917,876

SEDC Fund	
Revenues	$9,467,050
Expenditures	$24,761,936
Over/(Under)	($15,294,886)

Economic Outlook

The city staff has been keeping an eye on the macro and micro economies. The Federal Reserve has stated their concern of inflation being above their target and has stated they could increase the Federal Funds Rate; however indicators suggest inflation is coming down on its own. Schertz has seen consistent economic indicators with continued commercial investment and sales tax generation. New home construction remains steady for the 3rd year in a row and is expected to continue this level into 2027.

Staff believes home values peaked after the COVID rush that saw prices increase rapidly over a few years and that the 2025 and 2026 values are an adjustment to a normal year.

Removing our outlier, sales taxes continued to be strong at 7%, growing faster than population and with local companies making continued investments in their operations.

The San Antonio-New Braunfels Business-Cycle Index put out by the Federal Reserve Bank of Dallas to track the state of the economy cycle. The Index for our region continued to grow at an average of 2.4% over the past 12 months in year-over-year comparisons, reflecting regional growth, but at a slower rate, since the 2020 downturn.

This budget was constructed with these factors in mind with a conservative outlook and will continue to monitor new construction and more state and federal indicators for any economic slowdowns and will propose appropriate measures to conserve the city's financial stability. Currently, Schertz is not expected to face any downward financial pressure due to the state of the local economy, with continued new home development and a steady sales tax.

GENERAL FUND

FUND: 101 GENERAL FUND

DEPARTMENT DESCRIPTION

The General Fund is the City's primary governmental operating fund. It is used to account for all financial resources that cannot otherwise be accounted for in other funds that have specific purposes, such as the Water and Sewer Fund or Special Revenue Funds. All general tax revenues, franchise fees, permits, interest income and any other fees that are not allocated by law or otherwise restricted to other funds are accounted for in this fund. It accounts for the majority of City services, like Police, Fire, Parks, Community Development, Library, and internal support services.

BUDGET HIGHLIGHTS

Revenue: Revenues for FY 2026-27 Budget are expected to decrease 30.9% from the FY 2025-26 year-end estimate due to sales tax windfall ending.

Expenses: The overall FY 2026-27 Budget increased 49.3% from the FY 2025-26 year-end estimates. Due to excess sales tax collection in the current fiscal year, Schertz will be focusing on upgrades to improve key functions for citizens. This includes the creation of a Vehicle and Equipment Replacement Fund (VERF) to ensure vehicles used to provide service to citizens and business every day are always able to perform their duties. Annual street funding (SPAM) increased to repair or resurface streets before they need to be replaced at a higher cost. There is an increase to I&S contribution to support financial health of the I&S fund. Wage increases of a merit for non-public safety and a step increase for public safety is included.

FUND: 101 GENERAL FUND

Budget	2023-24 Actual	2024-25 Actual	2025-26 Estimate	2026-27 Budget
Revenues				
Taxes	$33,636,779	$42,900,426	$64,728,025	$39,463,617
Franchises	2,290,689	2,613,857	2,555,000	2,559,000
Permits & Licenses	2,627,370	1,953,855	1,780,075	1,996,650
Fees	2,328,446	2,413,276	2,278,676	2,247,304
Fines & Forfeitures	369,172	474,392	484,750	457,840
Inter-Jurisdictional	1,177,343	1,964,962	2,407,262	2,431,127
Fund Transfers	3,478,490	3,697,156	3,493,398	3,694,054
Investment Income	1,250,091	940,689	1,250,000	950,000
Miscellaneous	1,729,448	1,228,554	998,529	1,450,958
Total	*$48,887,827*	*$58,187,168*	$79,975,715	$55,290,550
Expenditure Summary				
General Government				
Nondepartmental	2,057,376	2,467,364	2,540,770	2,973,825
City Council	232,779	215,639	256,964	215,639
City Manager	1,067,877	1,032,488	1,089,676	1,063,732
Municipal Court	431,358	452,060	455,652	469,674
Customer Relations - 311	132,994	95,539	100,994	100,590
Planning & Zoning	434,833	462,611	398,881	466,486
Legal Services	84,497	90,000	90,000	-
Economic Development	1,571,535	1,759,589	1,712,992	1,766,789

FUND: 101 GENERAL FUND

Budget	2023-24 Actual	2024-25 Actual	2025-26 Estimate	2026-27 Budget
City Secretary	289,858	373,045	380,023	388,354
Public Affairs	618,019	699,373	742,027	752,248
Engineering	1,309,770	1,348,659	1,467,173	1,622,006
Total General Government	*$8,230,896*	*$8,996,367*	*$9,235,152*	*$9,819,343*
Public Safety				
Police	14,632,277	14,026,768	13,716,846	15,141,881
Fire & Rescue	10,020,862	9,752,781	10,328,592	10,903,671
Inspections	1,496,118	1,495,647	1,583,682	156,130
Neighborhood Services	545,649	577,238	561,336	580,826
Total Public Safety	*$26,694,906*	*$25,852,434*	*$26,190,456*	*$28,187,508*
Public Enviornment				
Streets	2,034,239	3,036,616	3,101,160	2,376,215
Total Public Enviornment	*$2,034,239*	*$3,036,616*	*$3,101,160*	*$2,376,215*
Parks & Recreation				
Parks	2,569,687	3,177,953	3,370,800	3,132,451
Pools	658,327	666,368	575,105	670,254
Event Facilities	631,735	638,452	591,265	629,345
Total Parks & Recreation	*$3,859,749*	*$4,482,773*	*$4,537,170*	*$4,432,050*
Cultural				
Library	1,533,945	1,558,704	1,436,344	1,451,287
Total Cultural	*$1,533,945*	*$1,558,704*	*$1,436,344*	*$1,451,287*

FUND: 101 GENERAL FUND

Budget	2023-24 Actual	2024-25 Actual	2025-26 Estimate	2026-27 Budget
Internal Services				
Information Technology	3,761,551	4,496,146	4,381,807	4,305,164
Human Resources	871,104	908,937	922,174	985,468
Finance	866,874	877,866	925,994	918,561
Purchasing & Asset Manage	315,775	316,274	308,817	322,407
Fleet Service	1,584,813	1,719,792	1,941,588	1,569,127
Building Maintenance	2,259,555	2,325,208	2,407,681	4,320,389
Total Internal Services	*$9,659,672*	*$10,644,223*	*$10,888,061*	*$12,421,116*
Miscellaneous				
Projects	1,473,292	-	-	23,950,000
Citizens Assistance	265,299	57,666	67,666	57,666
Court Restricted Funds	-	93,000	3,000	93,000
Total Miscellaneous	*$1,738,592*	*$150,666*	*$70,666*	*$24,100,666*
Total Expenditures	**53,751,998**	**54,721,783**	**55,459,009**	**82,788,185**
Over/Under	4,435,171	(1,906,367)	24,516,706	(27,497,635)
Begunnung Fund Balance	18,243,349	22,678,519	22,678,519	47,195,225
Ending Fund Balance	$22,678,519	$20,772,152	$47,195,225	$19,697,590

Supplemental Requests - General Fund FY 2026-2027

Department Number	Supplemental Request Name	Initial Cost	Cumulative	Annual Recurring
853 - Information Technology	Public Safety Wireless Communication Upgrade	$ 307,000.00	$ 307,000.00	$ -
257 - Fire Rescue	Traffic Signal for Schertz Parkway/Wiederstein	400,000.00	707,000.00	-
257 - Fire Rescue	Firefighter Cancer Prevention for Station 2	85,000.00	792,000.00	-
853 - Information Technology	EMS Mobile Docking Station	12,000.00	804,000.00	-
460 - Parks	Senior Center Lobby Changes and Furniture	20,000.00	824,000.00	-
460 - Parks	Senior Center Security Upgrade	62,016.30	886,016.30	-
460 - Parks	Senior Center Chair Replacement	14,170.00	900,186.30	-
257 - Fire Rescue	Station 2 Apparatus Bay Door Safety System Upgrades	8,000.00	908,186.30	-
257 - Fire Rescue	Public Safety Complex Emergency Response Gate Access Upgrade	18,000.00	926,186.30	-
257 - Fire Rescue	Firefighting Nozzle Upgrade	22,500.00	948,686.30	-
257 - Fire Rescue	Fire Hose Replacement and Inventory	37,500.00	986,186.30	-
257 - Fire Rescue	Hydraulic Rescue Tool Upgrade	97,180.00	1,083,366.30	-
257 - Fire Rescue	Rescue Stabilizaton & Shoring Equipment	125,000.00	1,208,366.30	-
257 - Fire Rescue	ISO Classification Consultant	48,000.00	1,256,366.30	-
878 - Building Maintenance	Building 9 Power Supply Upgrade	85,000.00	1,341,366.30	-
257 - Fire Rescue	Station 1 Apparatus Bay Direct Exhaust Removal	137,500.00	1,478,866.30	-
877 - Fleet Services	Fleet equipment and tools	50,000.00	1,528,866.30	-
878 - Building Maintenance	Recreation Center Roof Replacement	830,000.00	2,358,866.30	-
878 - Building Maintenance	Library Flooring Replacement	300,000.00	2,658,866.30	-
878 - Building Maintenance	Library Roof Replacement	300,000.00	2,958,866.30	-
878 - Building Maintenance	Public Works Floor Replacement	75,000.00	3,033,866.30	-
665 - Library	Library Noise Mitigation Phase II	34,630.00	3,068,496.30	-
878 - Building Maintenance	Powered Material Lift	13,500.00	3,081,996.30	1,000.00
878 - Building Maintenance	Storage Racks in Public Works Bay	27,000.00	3,108,996.30	-
257 - Fire Rescue	Firefighter Rescue & Training Tower	150,000.00	3,258,996.30	-
460 - Parks	Walk Behind Roller for Trails	9,000.00	3,267,996.30	-
460 - Parks	Parks Vac Trailer	113,383.32	3,381,379.62	-
878 - Building Maintenance	Aquatic Center Air Quality Study	100,000.00	3,481,379.62	-
257 - Fire Rescue	Public Safety Drone Program	170,000.00	3,651,379.62	-
257 - Fire Rescue	Outsource ISO Fire Hydrant Maintenance	175,000.00	3,826,379.62	-
173 - Engineering	Traffic Safety Projects (TSAC)	315,500.00	4,141,879.62	-
257 - Fire Rescue	Fire Prevention Extinguisher Prop	18,500.00	4,160,379.62	-
101 - NonDepartmnetal	Class & Comp Study	45,000.00	4,205,379.62	-
101 - NonDepartmental	Utility and Fuel Rate Increase	353,141.00	4,558,520.62	85,004.00
101 - NonDepartmental	County Appraisal District Increase	125,000.00	4,683,520.62	125,000.00
101 - NonDepartmental	City Liability Insurance Increase	100,000.00	4,783,520.62	100,000.00
101 - NonDepartmental	EMS Contract Increase	189,906.00	4,973,426.62	189,906.00
101 - NonDepartmental	Health Insurance Cost Increase	346,059.00	5,319,485.62	346,059.00
170 - Public Affairs	Postage Increase for Schertz Magazine	10,000.00	5,329,485.62	10,000.00
256 - Police	Pay Grade Increase for Dispatchers	80,000.00	5,409,485.62	80,000.00
256 - Police	1 School Resource Officer	234,169.00	5,643,654.62	98,166.00
101 - NonDepartmental	Merit/Step	613,142.00	6,256,796.62	1,226,283.00
256 - Police	4 Communication Dispatchers	236,044.00	6,492,840.62	232,044.00
256 - Police	4 Police Officer Staffing	920,676.00	7,413,516.62	392,664.00
	Subtotal	$ 7,413,516.62		$ 2,886,126.00

Supplemental Requests - General Fund FY 2026-2027

Department Number	Supplemental Request Name	Initial Cost	Cumulative	Annual Recurring
Below the Cut Line				
853 - Information Technology	Network Security - Multifactor Authentication	$ 6,000.00	$ 7,419,516.62	$ 6,000.00
101 - NonDepartmental	ECI/COLA	306,422.00	7,725,938.62	306,422.00
257 - Fire Rescue	1 Fire Prevention - Admin Asst	69,900.00	7,795,838.62	65,500.00
256 - Police	1 Professional Services Division Sergeant Position	251,643.00	8,047,481.62	130,643.00
853 - Information Technology	Software City Wide increase	134,700.00	8,182,181.62	128,000.00
665 - Library	1 Library Admin Assistant	64,800.00	8,246,981.62	77,081.00
853 - Information Technology	New Software Department-Specific	35,300.00	8,282,281.62	31,800.00
665 - Library	1 Library Assistant (FT)	58,841.00	8,341,122.62	57,146.00
259 - Neighborhood Services	1 Code Enforcement Officer	119,664.00	8,460,786.62	77,264.00
460 - Parks	1 Park Development Manager	114,386.04	8,575,172.66	111,386.00
359 - Streets	4 Fte Streets Maintenance. Crew & Vehicle	395,452.00	8,970,624.66	315,452.00
665 - Library	Library Materials	15,000.00	8,985,624.66	15,000.00
154 - Planning & Zoning	Job Progression Planner	4,500.00	8,990,124.66	9,069.00
359 - Streets	1 Crew Chief & Vehicle	149,108.00	9,139,232.66	89,108.00
460 - Parks	1 Park Maintenance Crew Lead	129,315.45	9,268,548.11	75,315.45
460 - Parks	2 Park Maintenance Techs (2 FTE)	219,538.76	9,488,086.87	119,539.00
259 - Neighborhood Services	Job Progression - Code Enforcement Officer	2,000.00	9,490,086.87	5,096.00
868 - Finance	1 Accountant	84,767.04	9,574,853.91	82,567.04
258 - Inspections	Job Progression - Permit Tech.	4,202.00	9,579,055.91	4,202.00
359 - Streets	4 FTE Streets Maintenance Crew & Equipment	902,852.00	10,481,907.91	322,852.00
460 - Parks	Contract Mowing Increase for Parks	23,004.77	10,504,912.68	23,004.77
359 - Streets	1 Traffic Signal & Sign Tech	72,415.00	10,577,327.68	72,415.00
665 - Library	1 Outreach Librarian	82,045.00	10,659,372.68	80,225.00
460 - Parks	Reclass Rec Coordinator to Supervisor	7,985.30	10,667,357.98	7,985.30
460 - Parks	Senior Center Budget Increase	15,000.00	10,682,357.98	15,000.00
853 - Information Technology	Security Gates for Library	20,000.00	10,702,357.98	500.00
359 - Streets	Traffic Control Equipment	350,000.00	11,052,357.98	25,000.00
173 - Engineering	Truck for Engineering	55,300.00	11,107,657.98	1,500.00
877 - Fleet Services	Increase vehicle parts line item	100,000.00	11,207,657.98	100,000.00
173 - Engineering	Increased Training and Travel for Engineering Dept.	17,300.00	11,224,957.98	17,300.00
877 - Fleet Services	Fleet Telematics	95,000.00	11,319,957.98	95,000.00
460 - Parks	Other Events Increase for Contract Instructors	10,000.00	11,329,957.98	10,000.00
866 - Human Resources	Increase Tuition Reimbursement	11,500.00	11,341,457.98	11,500.00
853 - Information Technology	Access Control for City Buildings	30,000.00	11,371,457.98	1,000.00
460 - Parks	1 Athletic Coordinator	86,968.00	11,458,425.98	83,968.38
359 - Streets	City Signage Budget Increase	12,500.00	11,470,925.98	12,500.00
259 - Neighborhood Services	Tool Replacement program	2,000.00	11,472,925.98	2,000.00
164 - City Secretary	Travel and Training Line Item Increase for City Secretary	6,580.00	11,479,505.98	6,580.00
359 - Streets	Additional Training Budget for Streets Division	4,250.00	11,483,755.98	4,250.00
170 - Public Affairs	Fiesta Medal Increase	2,000.00	11,485,755.98	2,000.00
259 - Neighborhood Services	NNO Block Party	1,000.00	11,486,755.98	1,000.00
853 - Information Technology	City Cell Phone Contact Syncing	14,000.00	11,500,755.98	12,000.00
460 - Parks	1 Marketing Outreach Coordinator	86,968.00	11,587,723.98	83,968.38
460 - Parks	1 Assistant Director	156,469.23	11,744,193.21	153,469.00
150 - City Council	Increase City Council Budget by 3%	4,580.00	11,748,773.21	4,580.00
866 - Human Resources	Paid Parental Leave	75,000.00	11,823,773.21	75,000.00
460 - Parks	Shuttle Services for Jubilee	2,000.00	11,825,773.21	2,000.00
170 - Public Affairs	Crisis Communications Consult.	60,000.00	11,885,773.21	60,000.00
164 - City Secretary	Electronic Bulletin Board	14,102.00	11,899,875.21	350.00
164 - City Secretary	Increase City Secretary budget by 3%	1,270.00	11,901,145.21	1,270.00
460 - Parks	Permanent Lighting for City Buildings	200,000.00	12,101,145.21	-
878 - Building Maintenance	Covered parking spots at Public Works and Library	300,000.00	12,401,145.21	-
	SubTotal	$ 4,987,628.59		$ 2,994,808.32
	Grand Total	$ 12,401,145.21		

DEPARTMENT: 101 NON-DEPARTMENTAL

FUND: 101 GENERAL FUND

DEPARTMENT DESCRIPTION

This department accounts for expenses and payments that are not specific to an individual function/department. Items in this department include city insurance, appraisal district contracts, contingency, and the emergency medical services contract.

BUDGET HIGHLIGHTS

The FY 2026-27 Budget increased 17.0% compared to the FY 2025-26 year-end estimate. This increase is mainly due to County Appraisal District increasing their rates, City Liability Insurance increased, and Legal Services budget moved over to Non-Departmental.

Budget	2023-24 Actual	2024-25 Actual	2025-26 Estimate	2026-27 Budget
Supplies and Equipment	$8,854	$12,816	$10,000	$9,000
City Support Services	363,715	391,301	425,000	405,000
Operating Expenses	1,439,298	1,504,774	1,776,952	2,451,007
Professional Services	0	0	0	80,000
Fund Charges/Transfers	1,074	24,531	28,818	28,818
Capital Outlay	75,351	123,954	300,000	0
Total	*$1,888,292*	*$2,057,376*	*$2,540,770*	*$2,973,825*

DEPARTMENT: 150 CITY COUNCIL

FUND: 101 GENERAL FUND

DEPARTMENT DESCRIPTION

The Schertz City Council is made up of eight elected officials. City residents currently elect a Mayor and seven Council members at-large. Mayor Pro Tempore shall be appointed by a majority vote of the City Council every six months.

The Schertz City Council is the City's legislative body. It sets policies, approves budgets, determines tax rates and passes ordinances and resolutions to govern the City. Council also appoints citizen volunteers to approximately 12 City advisory boards, committees, and commissions; and appoints and supervises the performances of the City Manager, City Secretary, City Attorney, and Municipal Court Judges.

BUDGET HIGHLIGHTS

No departmental changes in 2026-2027.

Budget	2023-24 Actual	2024-25 Actual	2025-26 Estimate	2026-27 Budget
Personnel	$70,269	$61,296	$96,799	$109,839
Supplies and Equipment	1,545	565	2,150	1,000
Operating Expenses	68,688	170,918	158,015	103,800
Professional Services	0	0	0	1,000
Total	*$140,502*	*$232,779*	*$256,964*	*$215,639*

DEPARTMENT: 150 CITY COUNCIL

FUND: 101 GENERAL FUND

Activity Measures	2023-24 Actual	2024-25 Actual	2025-26 Estimate	2026-27 Budget
Number of ordinances passed	54	54	50	50
Number of resolutions passed	180	180	150	150
Requests for Information				5
Number of Council Meetings	37	37	35	35
Requests for Agenda Items	5	5	7	7
Meeting Attendance rate				

DEPARTMENT: 151 CITY MANAGER

FUND: 101 GENERAL FUND

DEPARTMENT DESCRIPTION

The City Manager serves under the policy direction of the City Council and provides the leadership for implementation of the City Council's policies to ensure residents, businesses, and visitors receive exceptional City services and that Schertz maintains a high quality of life. The City Manager's Office facilitates the coordination and implementation of City Council policy direction, provides administration of the organization, and develops methods for the effective and efficient delivery of services to the community.

GOALS FOR FY 2026-27

- Goal 1: Sustainable Government
- Goal 2: Safe and Livable Community
- Goal 3: Infrastructure Investment
- Goal 4: Sense of Community
- Goal 5: Thriving Economy

BUDGET HIGHLIGHTS

No departmental changes in 2026-27.

Budget	2023-24 Actual	2024-25 Actual	2025-26 Estimate	2026-27 Budget
Personnel	$1,133,903	$1,053,990	$1,087,676	$1,057,572
Supplies and Equipment	661	2,622	2,000	1,200
Operating Expenses	2,697	11,265	0	4,960
Professional Services	0	0	0	0
Capital Outlay	0	0	0	0
Total	*$1,137,261*	*$1,067,877*	*$1,089,676*	*$1,063,732*
Authorized Positions	4	4	4	4

DEPARTMENT: 152 MUNICIPAL COURT

FUND: 101 GENERAL FUND

DEPARTMENT DESCRIPTION

The Municipal Court represents the judicial branch of the City's government; the Mayor and City Council serve as the executive and legislative branches. The Municipal Court has jurisdiction over all Class C misdemeanors and City ordinances.

The court clerks are the administrative arm of the Municipal Court. The clerks are responsible for seeing that all the court's papers are accurate, orderly, and complete. The clerk's primary responsibilities include processing citations, summons, complaints, warrants, past due letters, and show cause hearing letters. The clerks maintain the court's docket and coordinate case scheduling. The clerks directly interact with the public, providing all services needed including explaining to defendants the court procedures and their options. Assist the judge with open records requirements, report convictions, driver's safety course and alcohol violations to the Texas Department of Public Safety. They also assist the Warrant Department and complete all required accounting reports.

GOALS FOR FY 2026-27

- The Municipal Court supports the Sustainable Government Strategic objective of protecting the city's integrity and credibility by providing accurate fine information and letters, with a goal of having 10 or less errors out of 300 court papers annually.
- The Municipal Court supports the Sustainable Government Strategic objective of protecting the city's integrity and credibility by responding to all inquiries within 1 business day.

BUDGET HIGHLIGHTS

No departmental changes in 2026-27.

DEPARTMENT: 152 MUNICIPAL COURT

FUND: 101 GENERAL FUND

Budget	2023-24 Actual	2024-25 Actual	2025-26 Estimate	2026-27 Budget
Personnel Services	$365,992	$376,630	$391,602	$394,014
Supplies and Equipment	5,103	849	1,000	1,500
Operating Expenses	1,212	577	1,050	5,660
Professional Services	47,310	52,445	60,500	66,000
Repair and Maintenance	1,485	857	1,500	2,500
Total	*$421,102*	*$431,358*	*$455,652*	*$469,674*

Activity Measures	2023-24 Actual	2024-25 Actual	2025-26 Estimate	2026-27 Budget
Traffic Citations Filed	1,794	1,794	1,327	900
State Law Citations Filed	600	600	450	300
Municipal Ordinances Filed	195	195	126	60
Cases Disposed	2,080	2,080	1,675	1,270
Document Error %	NA	NA	2%	2%
Inquiry Response Time	NA	NA	1 day	1 day
Authorized Positions	4	4	4	4

DEPARTMENT: PUBLIC AFFAIRS
DIVISION: 153 CUSTOMER RELATIONS/311

FUND: 101 GENERAL FUND

DEPARTMENT DESCRIPTION

311 Customer Care, a division under the Public Affairs Department, serves as the City's centralized point of contact for non-emergency service requests and general information. This division ensures prompt and professional responses to inquiries received via phone, email, and electronic platforms.

311 Customer Care connects residents with accurate information and facilitates service requests related to potholes, stray animals, streetlights, trash collection, special events, and other City services. Representatives create and dispatch work orders to the appropriate departments, monitor progress, and follow up to ensure timely and satisfactory resolution.

This division operates under the supervision of the Director of Public Affairs and is committed to providing excellent customer service to both internal and external stakeholders while supporting transparency, responsiveness, and community engagement.

GOALS FOR FY 2026-27

- The Customer Relations/311 Division supports the City Strategic Plan goal of having a Sense of Community by actively engaging and communicating with residents through timely responses to service inquiries, with a goal of resolving 80% of requests at first contact—meeting the benchmark for high-performing municipal 311 systems.
- The Customer Relations/311 Division supports the City Strategic Plan goal of having a Sense of Community through actively engaging and communicating with residents by improving responsiveness and accessibility, with a goal of maintaining a call answer rate of at least 95% and reducing the number of unanswered calls by 10% from the previous year—ensuring more residents receive real-time service.

BUDGET HIGHLIGHTS

No departmental changes in 2026-27.

DEPARTMENT: PUBLIC AFFAIRS
DIVISION: 153 CUSTOMER RELATIONS/311

FUND: 101 GENERAL FUND

Budget	2023-24 Actual	2024-25 Actual	2025-26 Estimate	2026-27 Budget
Personnel	$150,130	$132,855	$100,844	$100,490
Supplies and Equipment	380	139	150	100
Total	*$150,510*	*$132,994*	*$100,994*	*$100,590*

Activity Measures	2023-24 Actual	2024-25 Actual	2025-26 Estimate	2026-27 Budget
Work Orders (initiated for other depts.)	566	566	550	600
Customer Care Inquiries (online)	1,579	1,579	1,650	1,700
Calls Received	12,153	12,153	14,555	16,000
Call Answer Rate	N/A	N/A	93.13%	95%
Average Calls Per Day Received	49	49	58	64
Calls Transferred	N/A	N/A	7,800	7,000
Resolve Requests on First Contact	N/A	N/A	N/A	80%
Authorized Positions				
Full Time	2	2	1	1
Part Time	1	1	1	1

DEPARTMENT: PLANNING AND COMMUNITY DEVELOPMENT
DIVISION: 154 PLANNING & ZONING
FUND: 101 GENERAL FUND

DEPARTMENT DESCRIPTION

The Planning & Zoning Division ensures quality development within the City limits and the Extraterritorial Jurisdiction through an efficient, consistent, unbiased, and effective development review process. Division responsibilities include reviewing and processing development projects, developing long-range plans and goals and creating development codes for a high quality of life and an attractive community. The division staff supports several boards and commissions including City Council, Planning and Zoning Commission, Board of Adjustment, and the Capital Improvements Advisory Committee.

GOALS FOR FY 2026-27

- The Planning and Zoning Division supports the Strategic Goal of Sustainable Government by identifying areas where improvements are needed through the use of data, technology, and innovative approaches by completing weekly updates to the "What's Developing in Schertz" website feature to provide timely and accurate data to residents and businesses about residential and commercial development in the City of Schertz.
- The Planning and Zoning Division supports the Strategic Goal of Sense of Community by actively engaging and communicating with the community on National Community Planning Month through proclamation, social media and in person through 12 events.
- The Planning and Zoning Division supports the Strategic Goal of a Thriving Economy by supporting strategic development and effectively planning and managing land use by enforcing the City of Schertz adopted rules and regulations in relation to development by receiving the American Planning Association (APA)- Texas Chapter– Richard R. Lillie, FAICP Planning Excellence Recognition each year.

BUDGET HIGHLIGHTS

No departmental changes in 2026-27.

DEPARTMENT: PLANNING AND COMMUNITY DEVELOPMENT
DIVISION: 154 PLANNING & ZONING
FUND: 101 GENERAL FUND

Budget	2023-24 Actual	2024-25 Actual	2025-26 Estimate	2026-27 Budget
Personnel Services	$415,441	$433,962	$396,231	$463,836
Supplies and Equipment	1,130	802	2,300	2,300
Operating Expenses	111	21	250	250
Professional Services	0	48	100	100
Fund Charges/Transfers	0	0	0	0
Capital Outlay	27,153	0	0	0
Total	*$443,834*	*$434,833*	*$398,881*	*$466,486*

Activity Measures	2023-24 Actual	2024-25 Actual	2025-26 Estimate	2026-27 Budget
Attendance at After-hours Meetings	44	44	32	30
APA Consecutive Award	10	10	11	12
Community Engagement	2	2	7	12
Planning Applications Processed	58	58	64	70
Zone Changes, Specific Use Permits, and Annexations	137	137	24	30
Authorized Positions	4	4	4	4

DEPARTMENT: 155 LEGAL SERVICES

FUND: 101 GENERAL FUND

DEPARTMENT DESCRIPTION

The City Attorney is the legal advisor to the City Council and City Council's appointees, boards, commissions, committees, and staff. In addition, the City Attorney represents the City in all court cases where the City has an interest. Responsibilities of the City Attorney include providing legal advice to City Council, appointees, managers, boards, commissions, and committees in all legal matters; providing litigation and legal transaction services for the City and its enterprises; representing the City and its enterprises in employment matters; and reviewing, updating and maintaining the City Code.

GOALS FOR FY 2026-27

- To provide expert legal counsel on proposed ordinances.
- To attend all City Council meetings, planning and zoning, and other meetings as needed and provide timely legal advice on proposed ordinances and related items.
- To represent the City in litigation.
- Prepare legal documents for City contracts and agreements.
- To provide counsel on strategic issues that will be of the most benefit to the City.

BUDGET HIGHLIGHTS

Moved to Non-Departmental.

Budget	2023-24 Actual	2024-25 Actual	2025-26 Estimate	2026-27 Budget
Operating Expenses	$5,341	$16,430	$10,000	$0
Professional Services	133,298	68,067	80,000	0
Total	*$138,639*	*$84,497*	*$90,000*	*$0*

DEPARTMENT: 156 ECONOMIC DEVELOPMENT

FUND: 101 GENERAL FUND

DEPARTMENT DESCRIPTION

The Economic Development Corporation's mission is to strengthen the Schertz economy by attracting and retaining businesses, investing in infrastructure, and promoting and enhancing the quality of life for residents and businesses through innovative measures resulting in a sustainable and vibrant community. These efforts will be further enhanced with the completion of a new Comprehensive Economic Development Strategic Plan.

GOALS FOR FY 2026-27

- The SEDC supports the City's Strategic Plan Goal for a Thriving Economy by supporting local businesses through annual business visits that provide needed information for expansion and retention projects by visiting 125 local companies in FY27.
- The SEDC supports the City's Strategic Plan Goal for a Thriving Economy by hosting workforce events that provide opportunities for over 200 companies to showcase local job opportunities to over 1,300 job seekers.
- The SEDC supports the City's Strategic Plan Goal for a Thriving Economy by participating in a minimum of 15 recruitment trips and working with the prospects to bring new capital investment and create primary jobs for the community.
- The SEDC supports the City's Strategic Plan Goal for a Thriving Economy by funding infrastructure and expansion projects in FY27 for 11 performance agreements that lead to capital investment and job creation in the community.
- The SEDC supports the City's Strategic Plan Goal for a Thriving Economy by providing funding for revitalizing targeted areas including Lookout Road, Abbey Road Upsize, and Park Improvements.

BUDGET HIGHLIGHTS

No departmental changes in 2026-27.

DEPARTMENT: 156 ECONOMIC DEVELOPMENT

FUND: 101 GENERAL FUND

Budget	2023-24 Actual	2024-25 Actual	2025-26 Estimate	2026-27 Budget
Personnel Services	$373,804	$526,452	$537,992	$566,789
City Supported Services	1,108,111	1,045,083	1,175,000	1,200,000
Total	*$1,481,915*	*$1,571,535*	*$1,712,992*	*$1,766,789*

Activity Measures	2023-24 Actual	2024-25 Actual	2025-26 Estimate	2026-27 Budget
Business Visits	68	84	100	125
Job Fair Attendees	1,145	1,195	1,245	1,300
Recruitment Events	12	12	10	15
New Prospects	45	85	90	90
Performance Agreements	18	13	11	11
Road/Park Projects	2	2	2	3
Authorized Positions	4	4	4	4

DEPARTMENT: 164 CITY SECRETARY

FUND: 101 GENERAL FUND

DEPARTMENT DESCRIPTION

The position of City Secretary is a statutory position required by State law and the City Charter. The City Secretary's Office functions as a primary contact for citizens seeking information regarding the community, supports the City Council in the fulfillment of their duties and responsibilities as elected officials and provides daily assistance to all city administrative departments. The City Secretary serves as a member of the City Management Team and oversees the election administration, recording all laws, resolutions, and ordinances, alcohol beverage permits, open records requests, record management and preservation and provide direct support to City Council.

GOALS FOR FY 2026-27

- The City Secretary's Office supports the Strategic Plan's Goal of Sustainable Government by ensuring governmental transparency with providing the minutes after every council meeting within 48 hours of the meeting to ensure open communication with residents.
- The City Secretary's Office supports the Strategic Plan's Goal of Sustainable Government by ensuring governmental transparency with responding to all open records request within 10 days by improving responsiveness with a new JustFOIA software program.
- The City Secretary's Office supports the Strategic Plan's Goal of Sustainable Government by ensuring governmental transparency with a state-compliant records management system.

BUDGET HIGHLIGHTS

No budget changes for FY 2026-27 from FY 2025-26. Staffing for Department 164 consists of three full-time employees: City Secretary, Deputy City Secretary, Assistant City Secretary and one part-time Records Management Coordinator.

DEPARTMENT: 164 CITY SECRETARY

FUND: 101 GENERAL FUND

Budget	2023-24 Actual	2024-25 Actual	2025-26 Estimate	2026-27 Budget
Personnel Services	$218,750	$252,706	$350,731	$356,630
Supplies and Equipment	2,540	16,455	3,737	2,870
Operating Expenses	26,026	20,697	25,555	28,854
Total	*$247,316*	*$289,858*	*$380,023*	*$388,354*

Activity Measures	2023-24 Actual	2024-25 Actual	2025-26 Estimate	2026-27 Budget
Ordinances Processed	54	54	50	50
Resolutions Processed	180	180	150	150
Council Meetings	37	37	35	35
Open Records Requests	695	695	600	600
Ordinances & Resolutions executed with 72 hours	85%	85%	85%	90%
Council meeting minutes transcribed within 48 hours	85%	85%	85%	85%
Alcohol Permits processed within expiration month	85%	85%	85%	85%
Authorized Positions				
Full Time	2	2	3	3
Part Time	1	1	1	1

DEPARTMENT: 170 PUBLIC AFFAIRS

FUND: 101 GENERAL FUND

DEPARTMENT DESCRIPTION

The Public Affairs Department serves as the communications and engagement hub for the City of Schertz, fostering transparency, trust, and connection between local government and the community. The department is responsible for creating and delivering accurate, timely, and accessible information to both internal and external audiences. Through strategic use of the city's official website, Schertz Magazine, social media, email, videos, media relations, advertising, and printed materials, Public Affairs works to inform residents, highlight city programs and services, and maintain a consistent and positive public image of Schertz.

The department supports approximately 44,000 residents and more than 400 city employees and elected officials, also managing the city's 311/Customer Care operations. Public Affairs leads brand management efforts, creates marketing and visual content, and captures key city events to showcase Schertz's unique identity. Notably, Schertz Magazine—delivered to 15,000+ households monthly—is the community's top information source according to recent citizen surveys.

GOALS FOR FY 2026-27

- The Public Affairs Department supports the City Strategic Plan goal of having a Sense of Community through actively engaging and communicating with residents and stakeholders by maintaining a strong presence on social media, with a goal of publishing at least 920 posts annually and achieving at least 6 million views across the City's main social media accounts.
- The Public Affairs Department supports the City Strategic Plan goal of Sustainable Government through ensuring transparency and sharing timely information by improving the reach and effectiveness of the City e-newsletter, with a goal of achieving a 56% open rate and a 4% click rate.
- The Public Affairs Department supports the City Strategic Plan goal of having a Sense of Community through actively engaging and communicating with residents and stakeholders by publishing timely and relevant city news content, with a goal of producing at least 150 news items.
- The Public Affairs Department supports the City Strategic Plan goal of having a Sense of Community through actively engaging and communicating with residents and stakeholders by increasing the City's total digital reach, with a goal of achieving at least 680,000 website sessions and growing the City's social media following to 26,000.

DEPARTMENT: 170 PUBLIC AFFAIRS

FUND: 101 GENERAL FUND

BUDGET HIGHLIGHTS

No departmental changes in 2026-27.

Budget	2023-24 Actual	2024-25 Actual	2025-26 Estimate	2026-27 Budget
Personnel Services	$361,690	$353,163	$454,177	$454,815
Supplies and Equipment	61,510	55,372	73,000	83,885
Operating Expenses	120,774	128,940	131,850	132,748
Professional Services	88,412	79,907	83,000	80,800
Total	*$632,386*	*$618,019*	$742,027	$752,248

Activity Measures	2023-24 Actual	2024-25 Actual	2025-26 Estimate	2026-27 Budget
Social Media Posts (Main City Accounts)	914	876	920	950
Social Media Followers (Main City Accounts)	16,252	23,908	24,500	26,000
Social Media Views (Main City Accounts)	N/A	3.8M	5.7M	6M
Schertz.com sessions	566,111	655,426	655,000	680,000
Percentage open rate for e-newsletter	49%	55%	56%	56%
Percentage click rate for e-newsletter	2%	3%	3%	4%
Authorized Positions	3	3	4	4

DEPARTMENT: 173 ENGINEERING

FUND: 101 GENERAL FUND

DEPARTMENT DESCRIPTION

The Engineering Department collaborates with other departments, citizens, developers, and other agencies in order to effectively plan and implement infrastructure improvement and development for the organized growth of the City.

The Engineering Department manages street, drainage, water, and wastewater capital improvement projects in accordance with the City's consolidated capital improvement plan.

The Engineering Department reviews applications for public and private land development for conformance with adopted engineering standards, policies, codes, and infrastructure master plans.

The Transportation Safety Advisory Commission (TSAC) is staffed by the Engineering Department. TSAC is a Commission that hears input from citizens about traffic and transportation safety concerns; considers transportation issues; and makes recommendations to City Council regarding traffic and transportation safety and other related matters throughout the City.

GOALS FOR FY 2026-27

- The Engineering Department supports the City's strategic goal of a Safe and Livable Community by ensuring environmental stewardship and health through an effort to gain higher compliance with erosion and sedimentation control of commercial and residential construction sites. The goal for FY26-27 is to achieve a compliance rate of 70% or more.
- The City's Strategic Goal of Infrastructure Investment is a primary mission of the Engineering Department.
  - The objective of development and maintenance of roadways and transportation infrastructure is supported by the goal of efficiently managing the City's Street Preservation and Maintenance (SPAM) Program by having projects fully complete by the end of the fiscal year.

GOALS FOR FY 2026-27 CONT.

- Ensuring compliance with engineering and construction standards supports the objective of the development of water, wastewater, and drainage infrastructure by having reduced the review time of applications for planning and permits by 10%.

BUDGET HIGHLIGHTS

Only change was Flood Plain Manager was moved from drainage to engineering. No other departmental changes in 2026-27.

Budget	2023-24 Actual	2024-25 Actual	2025-26 Estimate	2026-27 Budget
Personnel Services	$1,050,158	$1,181,289	$1,392,673	$1,546,358
Supplies and Equipment	5,802	3,787	15,200	10,700
Utility Services	8,351	8,870	8,500	14,148
Operating Expenses	850	291	800	800
Professional Services	29,192	66,863	50,000	50,000
Capital Outlay	75,414	48,670	0	0
Total	*$1,169,767*	*$1,309,770*	$1,467,173	$1,622,006

Activity Measures	2023-24 Actual	2024-25 Actual	2025-26 Estimate	2026-27 Budget
Active Capital Improvement Projects	22	26	30	29
Non-Construction Plan Reviews	51	82	90	90
Residential Subdivision Construction – number	11	10	14	12

DEPARTMENT: 173 ENGINEERING

FUND: 101 GENERAL FUND

Activity Measures	2023-24 Actual	2024-25 Actual	2025-26 Estimate	2026-27 Budget
Infrastructure Added (residential), street miles	1.62	6.61	4.57	3.95
Commercial Subdivision Construction – number of completed projects	7	7	11	8
Infrastructure Added (commercial), street miles	2.29	0.97	2.25	2.00
Failed stormwater pollution prevention plan inspections	New	44%	40%	35%
Planning application reviews completed on time	New	95%	92%	92%
Authorized Positions	11	11	12	12

DEPARTMENT: 256 POLICE

FUND: 101 GENERAL FUND

DEPARTMENT DESCRIPTION

Our culture is built upon community policing, transparency, and accountability. We also dispatch for the City of Cibolo, related to police, fire, emergency medical services, and animal services. The Uniform Services Division provides a visible presence, responding to calls, and ultimately delivering services to our community to address crime, traffic safety, and improving quality-of-life issues for our community members and visitors. Supporting the Uniform Services Division are the Central Investigation Division, the Support Services Division, and the Professional Services Division. Together, they collaborate with community stakeholders to deliver exceptional law enforcement services. Additionally, the School Resource Officer Program ensures avisible presence in schools to prevent and address campus crimes. And provide positive role models for our youth.

The Animal Services Division enforces state and city ordinances related to the care and treatment of animals, as well as rabies control and public health through disease and population management. Last year Animal Services received over 1,200 animals for intake.

Additionally, the Community Outreach Officer collaborates with residents to provide education and crime prevention programs while managing the Citizens Police Academy and the Citizens on Patrol initiative.

GOALS FOR FY 2026-27

- The Police Department supports the City's Strategic goal of safeguarding public safety by striving to reduce the overall crime rate reported to the FBI's National Incident-Based Reporting System (NIBRS) for Group A Offenses, which include Crimes Against Persons, Property, and Society, by 5%.

- The Police Department supports the City's Strategic goal of actively engaging and communicating with our community and stakeholders by increasing presence at National Night Out block parties and community presentation/events by 5% and increase social media followers and website visits.

- These goals align with the city's strategic focus on safeguarding public safety by actively involving the community in safety awareness and crime prevention efforts, making it measurable through attendance metrics, and crime statical data.

DEPARTMENT: 256 POLICE

FUND: 101 GENERAL FUND

BUDGET HIGHLIGHTS

The fiscal year 2026-27 budget has experienced an increase of 10.4% compared to the year-end estimates of fiscal year 2025-26 due to hiring of 1 school resource officer, 4 communication dispatchers, and 4 police officers.

Budget	2023-24 Actual	2024-25 Actual	2025-26 Estimate	2026-27 Budget
Personnel Services	$11,191,199	$353,163	$11,995,725	$13,212,273
Supplies and Equipment	544,382	633,268	342,245	411,474
City Support Services	0	0	0	5,000
Utility Services	203,549	220,550	213,716	371,639
Operating Expenses	120,774	57,141	60,665	78,205
Professional Services	112,544	67,070	80,890	88,686
Repairs and Maintenance	69,299	63,882	67,605	76,147
Rental/Leasing	546,345	546,345	875,000	892,857
Capital Outlay	967,622	857,813	81,000	5,600
Total	*$13,694,458*	*$14,632,277*	*$13,716,846*	*$15,141,881*

DEPARTMENT: 256 POLICE

FUND: 101 GENERAL FUND

Activity Measures	2024 Actual	2025 Actual	2026 Estimate	2027 Estimate
Crimes Against People	7.56	11.39	10.40	9.88
Crimes Against Property	12.78	17.04	13.74	13.05
Crimes Against Society	4.50	6.78	8.50	8.08
Overall Crime Rate (per 1,000)	24.85	35.20	32.64	31.01
National Night Out	27	25	25	27
Community Presentations/Events	40	21	25	27
Authorized Positions				
Full Time	95	99	99	108
Part Time	19	19	19	19

DEPARTMENT: 257 FIRE

FUND: 101 GENERAL FUND

DEPARTMENT DESCRIPTION

The Fire Department is responsible for preparing for, responding to, and resolving fire, rescue, medical, and environmental emergencies. This is accomplished through our Operations, Prevention, Emergency Management, and Administrative divisions of the organization. The Operations Division is responsible for emergency response, training, special operations, and supporting community risk reduction efforts. The Prevention Division performs all building plan reviews for new construction, remodels, inspections (new construction and fire/life safety), and leads our community risk reduction efforts. The Emergency Management Division leads our community through comprehensive effort to protect us from hazards through mitigation of potential risks, preparing for emergencies, responding and supporting incidents, while facilitating recovery (short and long term). The Administrative Division provides the leadership, policies, and support systems necessary to ensure the efficient and effective operation of the department. The division oversees fiscal management, administrative services, personnel support, records management, scheduling, and administrative functions while providing the resources and guidance needed for emergency response personnel to fulfill the department's mission.

GOALS FOR FY 2026-27

- The Fire Department supports the Strategic Plan Goal of a Safe and Livable Community by responding to 90% of emergency incidents within 5 minutes.

- The Fire Department supports the Strategic Plan Goal of a Safe and Livable Community by ensuring 100% of fire department personnel complete a minimum of 196 hours of required annual training, supporting the department's objective of achieving and maintaining an ISO Class 1 rating.

- The Fire Department will annually review and update 100% of the department's Policies and Procedures to ensure compliance with all applicable federal, state, and local laws, regulations, and industry best practices.

- Complete the procurement, delivery, training, and deployment of replacement Self-Contained Breathing Apparatus (SCBA) for all operational personnel to enhance firefighter safety and maintain compliance with current NFPA standards.

- Complete the construction, and occupancy of Fire Station No. 4 to improve emergency response capabilities and support the City's continued growth.

DEPARTMENT: 257 FIRE

FUND: 101 GENERAL FUND

BUDGET HIGHLIGHTS

The budget will increase 5.6% from the FY 2026-27 year-end estimate. This increase comes from firefighters hired during FY2025-26 will have full FY2026-27 expenses. The department will be placing Truck 4 in service in FY27 which will improve service and improve response times in the north and west portions of the city.

Budget	2023-24 Actual	2024-25 Actual	2025-26 Estimate	2026-27 Budget
Personnel Services	$8,283,650	$8,382,228	$8,938,937	$9,419,814
Supplies and Equipment	167,797	155,787	190,916	136,652
Utility Services	114,000	102,019	121,700	193,854
Operating Expenses	28,443	30,366	42,686	43,026
Professional Services	64,504	60,972	65,000	118,000
Repairs and Maintenance	82,994	92,273	92,750	270,245
Rental/Leasing	26,719	26,719	26,719	26,900
Capital Outlay	260,781	1,170,498	849,884	695,180
Total	*$9,028,889*	*$10,020,862*	*$10,328,592*	*$10,903,671*

DEPARTMENT: 257 FIRE

FUND: 101 GENERAL FUND

Activity Measures	2024 Actual	2025 Actual	2026 Estimate	2027 Estimate
Number of Incidents	5,112	5,558	5,620	5,800
% of Calls Processed and Responding < 5 mins	90%	93%	92%	93%
Average Drive Time	5:50	6:16	5:49	5:15
Suppression Staffing	42	45	45	51
Support Staffing (command/training/admin)	2	3	3	3
Prevention Staff	5	5	5	5
Number of Fire Stations	3	3	3	4
Community Contacts	10,000	7,640	N/A	8,500
Commercial Business	1,297	1,317	1,330	1,360
Fire Inspections	402	882	905	950
Inspections per Inspector	100/250	455/387/40	480/383/42	500/400/50
Plan reviews Completed	260	332	347	375
Training Hours Completed	6,144	6,048	6,214	9,500
% of Buildings Preplanned	100	100	100	100
Authorized Positions	53	53	59	59

DEPARTMENT: PLANNING AND COMMUNITY DEVELOPMENT
DIVISION: 258 BUILDING INSPECTIONS
FUND: 101 GENERAL FUND

DEPARTMENT DESCRIPTION

The Building Inspections Division assists customers seeking permits and inspections for various residential and commercial construction projects. The Division is responsible for maintaining the health, safety, and welfare of the community through professional review of permits, building plans and performing inspections to ensure a safe and attractive community that is consistent with the City's adopted codes and ordinances while providing a courteous, professional and positive customer service experience.

GOALS FOR FY 2026-27

- The Building Inspections Division supports the Strategic Goal of Safe and Livable Community by completing life safety and building code plan reviews on all commercial and residential construction projects to ensure public safety and welfare by completing 90% of all building plan reviews before the required deadline.

- The Building Inspections Division supports the Strategic Goal of Safe and Livable Community by completing life safety and building code inspections on all commercial and residential construction projects to ensure public safety and welfare by performing 100% of all requested building inspections received by the department no later than 6:00 am within 1 business day.

- The Building Inspections Division supports the Strategic Goal of Sense of Community by actively engaging and communicating with the community on building safety in the Annual National Building Safety Month Campaign through proclamation, social media and in-person through 12 events.

BUDGET HIGHLIGHTS

No departmental changes in 2026-27.

DEPARTMENT: PLANNING AND COMMUNITY DEVELOPMENT
DIVISION: 258 BUILDING INSPECTIONS
FUND: 101 GENERAL FUND

Budget	2023-24 Actual	2024-25 Actual	2025-26 Estimate	2026-27 Budget
Personnel Services	$1,261,620	$1,367,727	$1,487,372	$1,462,835
Supplies and Equipment	4,282	2,874	5,460	5,460
Utility Services	9,270	9,435	10,000	11,985
Operating Expenses	284	439	10,850	10,850
Professional Services	27,450	75,125	70,000	70,000
Capital Outlay	0	40,518	0	0
Total	*$1,302,906*	*$1,496,118*	*$1,583,682*	*$1,561,130*

DEPARTMENT: PLANNING AND COMMUNITY DEVELOPMENT
DIVISION: 258 BUILDING INSPECTIONS
FUND: 101 GENERAL FUND

Activity Measures	2023-24 Actual	2024-25 Actual	2025-26 Estimate	2026-27 Budget
Building Safety Month - Events/Activities	11	11	12	12
% of Buildings Inspections Completed by Due Date	100	100	100	100
% of Building Plan Reviews Completed Before Due Date	93.23	93.82	97	95
New Residential	383	436	465	500
Construction Permits Issued				
New Commercial	12	36	26	30
Construction Permits Issued				
All Other Permits	2,984	2,755	3,000	3,000
Inspections/Reinspection	12,405	23,065	24,000	25,000
Authorized Positions	14	14	14	14

DEPARTMENT: PLANNING AND COMMUNITY DEVELOPMENT
DIVISION: 259 NEIGHBORHOOD SERVICES
FUND: 101 GENERAL FUND

DEPARTMENT DESCRIPTION

The Neighborhood Services Division is committed to working with the community to collaborate, engage, educate, protect and promote health, safety and keep Schertz a safe and attractive place while focusing on best practices, communication and addressing concerns. The division consists of Code Enforcement and Environmental Health.

GOALS FOR FY 2026-27

- The Neighborhood Services Division supports the Safe and Livable Community Strategic Goal of Sense of Community by hosting events that create a sense of place and community. This is achieved by fostering collaborative partnerships, working hand in hand with neighbors, and closing the gaps between needs and resources. The division will meet this goal by hosting and participating in 18 events or after hour pre-event meetings.

- The Neighborhood Services Division supports the Strategic Goal of Safe and Livable Community by improving property conditions and the overall appearance of the city by proactively enforcing the City of Schertz ordinances and regulations through property maintenance inspections to ensure a safe and attractive community by performing more than 4,000 inspections, lending over 700 tools from the tool shed to Schertz residents and engaging over 350 volunteers to help residents gain compliance.

- The Neighborhood Services Division supports the Strategic Goal of Safe and Livable Community by focusing on promoting public health by using safety best practices and inspections to ensure compliance with state and local health codes that include, but not limited to, food establishments, all public and semi-public aquatic facilities, and responds to complaints, concerns and perform regular health inspections by performing over 400 inspections.

BUDGET HIGHLIGHTS

No departmental changes in 2026-27.

DEPARTMENT: PLANNING AND COMMUNITY DEVELOPMENT
DIVISION: 259 NEIGHBORHOOD SERVICES
FUND: 101 GENERAL FUND

Budget	2023-24 Budget	2024-25 Budget	2025-26 Budget	2026-27 Budget
Personnel Services	$506,752	$526,399	$520,236	$530,657
Supplies and Equipment	7,547	7,528	10,400	5,150
Utility Services	4,704	5,514	6,500	10,819
Operating Expenses	214	83	1,200	1,200
Professional Services	1,825	1,925	3,000	3,000
Repairs and Maintenance	16,450	4,200	20,000	30,000
Total	*$537,492*	*$545,649*	*$561,336*	*$580,826*

DEPARTMENT: PLANNING AND COMMUNITY DEVELOPMENT
DIVISION: 259 NEIGHBORHOOD SERVICES
FUND: 101 GENERAL FUND

Activity Measures	2023-24 Budget	2024-25 Budget	2025-26 Budget	2026-27 Budget
Events Hosted & Programs Managed	4	4	4	4
Events Attended/After Hour Meeting	18	18	18	18
Tools Borrowed	492	492	300	350
LWYL – Residents Assisted	108	108	136	140
Clean the Creek – Waste Removed	6,000 lbs.	6,000 lbs.	3,500 lbs.	2,000 lbs.
Volunteers	103	103	161	350
Violations	2,862	2,862	3,800	4,000
Sign Violations	1,269	1,269	2,500	2,000
Cases Filed in Court	85	85	30	40
Health Inspections (Food, Temp, Foster, Pool)	247	247	440	450
Authorized Positions	6	6	6	6

DEPARTMENT: PUBLIC WORKS
DIVISION: 359 STREETS

FUND: 101 GENERAL FUND

DEPARTMENT DESCRIPTION

The Street Division provides high quality essential services in design, construction, inspection, and renovation of streets to provide safe and sustainable transportation infrastructure. The Streets division's service-oriented focus is to offer superior customer service while being fiscally sustainable. The division evaluates affordable and efficient options for providing street maintenance service including support for community events and service opportunities.

GOALS FOR FY 2026-27

- The Streets Division supports the Infrastructure Investment goal of developing and maintaining the City's transportation system by maintaining City streets with a goal of completing crack sealing at least 15% of City maintained roads.

- The Streets Division supports the Infrastructure Investment goal by developing and maintaining a sustainable approach to pothole and street repairs. The Streets Division's plan is to increase the amount of total permanent repairs to 75%.

- The Streets Division supports the Safe and Livable Community goal of safeguarding public safety by maintaining City Street signage. The Streets Division plans to maintain or replace 20% of street signage per year.

BUDGET HIGHLIGHTS

The FY 2026-27 Budget will decrease 23.4% over the FY 2025-26 year-end estimate due to annual street funding (SPAM) to repair or resurface streets moved out of department 359 budget.

DEPARTMENT: PUBLIC WORKS
DIVISION: 359 STREETS

FUND: 101 GENERAL FUND

Budget	2023-24 Actual	2024-25 Actual	2025-26 Estimate	2026-27 Budget
Personnel Services	$1,091,719	$1,235,809	$1,255,974	$1,390,401
Supplies and Equipment	179,326	190,210	229,695	225,745
Utility Services	232,908	242,477	310,000	311,439
Repairs and Maintenance	1,013,643	-197,494	1,196,630	442,630
Rental/Leasing	418	5,796	6,000	6,000
Capital Outlay	-15,126	557,440	102,861	0
Total	*$2,502,887*	*$2,034,239*	*$3,101,160*	*$2,376,215*

DEPARTMENT: PUBLIC WORKS
DIVISION: 359 STREETS

FUND: 101 GENERAL FUND

Activity Measures	2023-24 Actual	2024-25 Actual	2025-26 Estimate	2026-27 Budget
Asphalt Installed (Tons)	533	775	600	650
Pothole Repairs (Total)	930	1,563	1,750	1,500
Pothole Repairs (% Permanent)	N/A	55%	65%	75%
Street Repairs	45	79	135	100
Crack Sealing (Miles)	25.47	28.11	36.36	34.04
Crack Sealing (%)	13.4%	14.7%	15%	15%
Concrete Repairs (Curbs & Sidewalks (hours))	1,638	2,663	3,000	3,500
City Miles Maintained	1,269	190	195	195
City Street Signs (Total)	7,085	7,128	7,150	7,175
Street Signs Maintained	N/A	1,485	1,450	1,450
Street Signs Maintained (%)	N/A	20.8%	20%	20%
City Dept. Signs Produced	N/A	22	40	50
Vehicle Graphics Installed	16	22	20	35
Traffic Control System Maintenance (Hours)	699	825	750	750
Authorized Positions	17	17	17	17

DEPARTMENT: 460 PARKS, RECREATION AND COMMUNITY SERVICES

FUND: 101 GENERAL FUND

DEPARTMENT DESCRIPTION

The Parks, Recreation, and Community Services department oversees the maintenance and management of park land, to include the maintenance of municipal facilities, creek ways, swimming pools, splashpads, park irrigation systems, trails, restrooms, pavilions, open space, playground equipment, benches, picnic tables, lighting, landscaping, trees, and oversight of athletic field maintenance by sports associations (Buffalo Valley Youth Association and Schertz Youth Soccer Alliance). Acquires, designs, constructs, and renovates existing and additional park land and facilities. It provides citizen input and communication venues utilizing the Parks and Recreation Advisory Board, community surveys, and community meetings. It plans and implements special events, recreation programs, and parades.

GOALS FOR FY 2026-27

- To support the Sense of Community goal of the strategic plan by hosting events that create a sense of place and community, we will plan and implement various special events, parades, park grand openings, marketing campaigns, nature education programs, and youth and adult sports.

- To support the Safe and Livable Community goal of the strategic plan by promoting environmental stewardship and health, we will publish a Parks & Recreation FUN Guide three times a year to promote available programs to residents.

- The Streets Division supports the Safe and Livable Community goal of safeguarding public safety by maintaining City Street signage. The Streets Division plans to maintain or replace 20% of street signage per year.

BUDGET HIGHLIGHTS

The FY 2026-27 Budget will decrease 7.1% from the FY 2025-26 year-end estimate. This decrease is due to lowered operating expenses and repairs and maintenance.

DEPARTMENT: 460 PARKS, RECREATION AND COMMUNITY SERVICES

FUND: 101 GENERAL FUND

Budget	2023-24 Actual	2024-25 Actual	2025-26 Estimate	2026-27 Budget
Personnel Services	$1,322,151	$1,395,202	$1,577,152	$1,574,984
Supplies and Equipment	169,085	151,975	189,352	161,964
Utility Services	356,919	335,007	345,000	338,283
Operating Expenses	209,719	227,233	488,577	343,338
Professional Services	12,911	10,885	10,000	10,000
Repairs and Maintenance	308,168	311,329	448,720	309,500
Rental/Leasing	10,493	16,893	7,000	7,000
Capital Outlay	432,440	121,164	305,000	387,383
Total	*$2,821,886*	*$2,569,687*	*$3,370,800*	*$3,132,451*

DEPARTMENT: 460 PARKS, RECREATION AND COMMUNITY SERVICES

FUND: 101 GENERAL FUND

Activity Measures	2023-24 Actual	2024-25 Actual	2025-26 Estimate	2026-27 Budget
Total Acres of Park Land Managed	438.97	438.97	443.42	443.42
Total Acres of Land Managed Per FTE	76.89	76.89	76.89	76.89
Total Miles of Trails Managed	25	25	25	24
Special Events, Programs & Parades	164	399	400	400
Acres of Contractual Mowing	123.09	123.09	123.09	123.09
Hours of Volunteer Service	2,454.5	2,871.5	2,500	2,500
Hours of Athletic Association Service	22,530	22,220	22,000	22,000
Cost Benefit For Athletic Association Field Maintenance	$716,454	$706,596	$699,600	$699,600
Special Event Attendance	26,776	20,303	30,000	25,000
Program Participants	1,238	4,544	4,500	4,500
League Participants	510	431	480	480
Youth Sports Registrations (BVYA & SYSA)	3,800	4,202	4,000	4,000
Authorized Positions				
Full Time	15	15	18	18
Part Time	2	2	2	2

DEPARTMENT: PARKS, RECREATION AND COMMUNITY SERVICES
DIVISION: 463 POOLS
FUND: 101 GENERAL FUND

DEPARTMENT DESCRIPTION

The management and maintenance of two (2) outdoor pools and one splash pad including the maintenance of swimming facilities, pumping systems, and related aquatic programs designed to encourage safe use and professional management of these facilities. Provide contractual oversight of the management, programming, and maintenance of the Schertz Aquatics Center. Provide citizen input and communication venues utilizing the Parks and Recreation Advisory Board, surveys, and community meetings.

GOALS FOR FY 2026-27

- To support the Sense of Community goal of the strategic plan by creating a sense of place and community with the operations of the public pool with a goal of annual attendance of 11,600 entries.

BUDGET HIGHLIGHTS

No departmental changes in 2026-27.

DEPARTMENT: PARKS, RECREATION AND COMMUNITY SERVICES

DIVISION: 463 POOLS

FUND: 101 GENERAL FUND

Budget	2023-24 Actual	2024-25 Actual	2025-26 Estimate	2026-27 Budget
Supplies and Equipment	$39,358	$32,211	$33,799	$33,000
Utility Services	63,789	71,175	68,000	40,231
Repairs and Maintenance	568,624	554,941	473,306	597,023
Total	*$671,771*	*$658,327*	*$575,105*	*$670,254*

Activity Measures	2023-24 Actual	2024-25 Actual	2025-26 Estimate	2026-27 Budget
Single Entry Pool Fees	$22,024	$22,245	$23,947	$23,947
Season Pool Pass Sales	$6,495	$5,768	$6,020	$6,020
Total Attendance Pickrell Pool	11,651	10,846	12,821	12,821
Total Attendance Schertz Aquatics	78,000	78,450	79,850	80,000
Cost Per Resident for Pool Operations (Includes Schertz Aquatic Center)	$14.25	$14.50	$14.75	$15.00

DEPARTMENT: PARKS, RECREATION AND COMMUNITY SERVICES
DIVISION: 464 EVENT FACILITIES

FUND: 101 GENERAL FUND

DEPARTMENT DESCRIPTION

Under the umbrella of Parks and Recreation, Event Facilities provides a place where guests can celebrate life events such as social or cultural activities. The Event Facilities are centrally located in Schertz for businesses and other organizations to hold meetings, training, and/or other specialized events. This department handles all aspects of event rental, and in cooperation with other department's plans, coordinates and executes each event from start to finish (initial deposit to event feedback).

GOALS FOR FY 2026-27

- To support the Sense of Community goal of the strategic plan by hosting events that create a sense of place and community; we will continue to focus on providing an affordable, friendly, and safe gathering place for special events by booking 1,250 events.
- To support the Sustainable Government goal of the strategic plan by identifying the areas where improvements are needed through the use of data, staff will strive for a 100% customer satisfaction rating.

BUDGET HIGHLIGHTS

No departmental changes in 2026-27.

DEPARTMENT: PARKS, RECREATION AND COMMUNITY SERVICES
DIVISION: 464 EVENT FACILITIES

FUND: 101 GENERAL FUND

Budget	2023-24 Actual	2024-25 Actual	2025-26 Estimate	2026-27 Budget
Personnel Services	$543,478	$527,875	$487,555	$512,966
Supplies and Equipment	14,997	29,943	27,884	27,100
Utility Services	69,818	72,531	70,950	84,929
Operating Expenses	436	1,888	1,150	1,850
Repairs and Maintenance	0	2,497	3,726	2,500
Capital Outlay	54,192	0	0	0
Total	*$682,921*	*$631,735*	*$591,265*	*$629,345*

DEPARTMENT: PARKS, RECREATION AND COMMUNITY SERVICES
DIVISION: 464 EVENT FACILITIES

FUND: 101 GENERAL FUND

Activity Measures	2023-24 Actual	2024-25 Actual	2025-26 Estimate	2026-27 Budget
Number of Events Booked	1,020	1,131	1,200	1,250
Number of Events Cancelled	200	150	150	150
Number of Facility Tours	300	238	150	150
Number of Web Inquiries	300	557	600	600
Revenue	$390,000	$300,174	$400,000	$412,000
Comp'd Value	$38,000	$62,320	$90,000	$90,000
Tradeshows/Conventions	15	23	24	26
Customer Satisfaction Rating	90%	90%	95%	95%
Authorized Positions				
Full Time	7	7	7	7
Part Time	1	1	1	1

DEPARTMENT: 665 LIBRARY

FUND: 101 GENERAL FUND

DEPARTMENT DESCRIPTION

The Schertz Public Library supports life-long learning, literacy and recreation for library materials in print, audiovisual and digital formats for users of all ages. It encourages the love of reading and learning by providing story time, special event programs, and various other literacy-based programs for infants, children and teens, and enriches the lives of adults by providing instructional and recreational programming in high-interest areas such as technology, health and fitness, financial planning, and crafts. The library acts as a community hub by providing meeting and study spaces to individuals and community groups, and provides public access to technology including computers, the Internet, wi-fi and printers, as well as to online employment, business and educational resources. The library's primary service area includes more than 127,000 people in the Cities of Schertz, Cibolo and Selma, and Guadalupe County.

GOALS FOR FY 2026-27

- The Library supports the Strategic Goal of Sense of Community's objective of growing quality of life programs by increasing total circulation by enhancing patron engagement with the library's purchased eResources. The goal is to achieve a 10% increase in customer activity based on tracked sessions and checkouts over the next year.

- The Library supports the Strategic Goal of Sense of Community's objective of growing quality of life programs by emphasizing literacy programming and services, with a goal of increasing reading challenge completions by 8%.

- The Library supports the Strategic Goal of Sustainable Government's objective of recruiting, developing, and retaining a qualified, competent, and diverse municipal workforce by expanding our volunteer opportunities for adult volunteers with a goal of training and onboarding 10 new volunteers annually.

- The Library supports the Strategic Goal of Sense of Community's objective of actively engaging and communicating with our residents and stakeholders by increasing marketing of the library and its resources and actively connecting with patrons on social media, with a goal of maintaining the same level of interactions on social media as the previous year.

DEPARTMENT: 665 LIBRARY

FUND: 101 GENERAL FUND

BUDGET HIGHLIGHTS

The FY 2026-27 Budget will increase 1.0% over the FY 2025-26 year-end estimate due to hiring a part-time employee.

Budget	2023-24 Actual	2024-25 Actual	2025-26 Estimate	2026-27 Budget
Personnel Services	$1,154,460	$1,195,278	$1,155,414	$1,170,986
Supplies and Equipment	196,026	200,493	199,100	199,600
Utility Services	74,167	75,673	76,500	76,371
Operating Expenses	4,751	2,405	5,330	4,330
Non-Operating Expenses	0	60,095	0	0
Capital Outlay	0	0	0	0
Total	*$1,429,405*	*$1,533,945*	*$1,436,344*	*$1,451,287*

DEPARTMENT: 665 LIBRARY

FUND: 101 GENERAL FUND

Activity Measures	2023-24 Actual	2024-25 Actual	2025-26 Estimate	2026-27 Budget
eResource Sessions & Checkouts	54,702	50,578	59,500	62,000
Literary Challenge Completions	628	450	486	525
Adult Volunteers Onboarded	N/A	8	10	10
Social Media Interactions	N/A	N/A	37,000	37,000
Registered Borrowers	28,734	34,883	37,500	40,000
Total Materials Collection	159,256	229,943	225,000	228,000
Total Circulation	396,794	400,774	400,000	400,000
Total Program Attendance	14,700	21,413	21,500	22,000
Cost per Person Served	$10.50	$11.94	$11.87	$11.95
Cost per Circulation	$3.22	$3.71	$3.71	$3.75
Circulation/Capita	3.26	3.22	3.15	3.20
Library Visits/Capita	1.60	2.04	2.01	2.03
Materials Expenditures/Capita	$1.27	$1.33	$1.31	$1.33
Authorized Positions				
Full Time	10	10	10	10
Part Time	11	11	11	11

DEPARTMENT: INTERNAL SERVICES

DIVISION: 853 INFORMATION TECHNOLOGIES (IT)

FUND: 101 GENERAL FUND

DEPARTMENT DESCRIPTION

The Information Technologies (IT)Dept. is charged with maintaining, operating, and securing the City's information assets. These assets form the foundation upon which many of the City's core operations depend. Therefore, this foundation must be reliable, resilient, and responsive. To meet these expectations, the department focuses daily on customer service, education, and planning.

The IT department increases the business return on technology investments by creating and managing hardware and software through dedicated planning and alignment. IT is also dedicated to ensuring a great end user experience by designing, implementing, managing, and continually improving our processes.

IT is also tasked to protect the organization and its ability to perform its mission. We accomplish this through a comprehensive security program, managing our data, ensuring efficiency, effectiveness, and compliancy. We also strive to deploy programs designed to engage our staff and citizens in easy and convenient ways.

The City's Geographic Information System (GIS) enhances decision-making by providing visual analysis and mapping tools that improve efficiency and collaboration across departments.

GOALS FOR FY 2026-27

- The IT Dept. supports the Strategic Plan goal of Sustainable Government's identifying areas of improvement through the use of data and technology by maintaining a cybersecurity training program with a goal of keeping potential malware clicks to under 10%.

- IT will also strengthen the security of the City's networks by reducing potential attack surfaces, replacing outdated or unnecessary hardware/software, and introducing updated policies. Our goal is to achieve a reduced risk score from third-party assessment of 90 or better.

DEPARTMENT: INTERNAL SERVICES
DIVISION: 853 INFORMATION TECHNOLOGIES (IT)
FUND: 101 GENERAL FUND

GOALS FOR FY 2026-27 CONT

- Reduce average trouble ticket resolution time by 15% over the next fiscal year through improved prioritization, workflow management, and adherence to established support procedures.

BUDGET HIGHLIGHTS

The Information Technology FY 2026-27 Budget decreases 1.7% from the FY 2025-26 year-end estimate. The decrease is due to less overall spending for supplies and equipment.

Budget	2023-24 Actual	2024-25 Actual	2025-26 Estimate	2026-27 Budget
Personnel Services	$1,343,640	$1,379,963	$1,254,589	$1,331,768
Supplies and Equipment	228,232	477,557	750,978	444,350
Utility Services	417,976	491,092	515,500	516,665
Operating Expenses	1,184,896	1,353,149	1,608,440	1,607,565
Professional Services	44,859	39,929	30,000	20,000
Repairs and Maintenance	56	2,951	3,800	3,800
Rental/Leasing	0	0	0	0
Capital Outlay	159,268	16,910	218,500	381,016
Total	*$3,378,927*	*$3,761,551*	*$4,381,807*	*$4,305,164*

DEPARTMENT: INTERNAL SERVICES

DIVISION: 853 INFORMATION TECHNOLOGIES (IT)

FUND: 101 GENERAL FUND

Activity Measures	2023-24 Actual	2024-25 Actual	2025-26 Estimate	2026-27 Budget
Average Monthly Hours to Complete Work Orders	1.5	1.25	1.25	1.2
Total Projects	62	67	75	65
Average Monthly Project Hours	620	750	750	700
Total Emails Recieved	1,116,600	1,239,530	1,239,530	1,646,457
Total Sent Good Email	454,875	475,000	475,000	456,556
Total Teams Meeting	1,452	1,575	2,200	2,600
Total Teams Interoffice Chats	23,450	25,000	55,000	100,000
Malware Test Click Rate	NA	NA	0.006%	0.006%
Cyber Security Risk Score	NA	NA	90	93
% Work Order Completion				
0-1 Days	46%	46%	45%	55%
2-3 Days	8%	8%	12%	15%
4-6 Days	11%	11%	11%	10%
7-10 Days	7%	7%	9%	5%
> 11 Days	28%	28%	14%	15%

DEPARTMENT: INTERNAL SERVICES

DIVISION: 853 INFORMATION TECHNOLOGIES (IT)

FUND: 101 GENERAL FUND

Activity Measures	2023-24 Actual	2024-25 Actual	2025-26 Estimate	2026-27 Budget
GIS Time %'s				
GIS Specific Projects	52%	52%	53%	55%
GIS Customer Assistance	8%	8%	9%	17%
Training/Conferences	0%	0%	8%	8%
Non-Department Projects	20%	20%	16%	8%
Administrative Overhead	20%	20%	14%	12%
Authorized Postions	12	12	12	12

DEPARTMENT: 866 HUMAN RESOURCES

FUND: 101 GENERAL FUND

DEPARTMENT DESCRIPTION

The Human Resources Department provides services and support in the areas of recruitment, selection, staffing, benefits administration, labor law compliance, performance management, employee development and relations, health and wellness, and policy administration.

GOALS FOR FY 2026-27

- Human Resources supports the City's Strategic Goal of Sustainable Government by recruiting, developing and retaining a qualified and competent and diverse municipal workforce. This is accomplished by delivering HR services, programs, and communications that add value for our prospective employees and current employees. Success of the goal is measured by:
  - Recruitment: Compete for top talent with effective recruitment strategies and an efficient recruitment process. Ensure our compensation and performance management processes are designed and executed to align and maximize our people's performance with the goals of the organization.
    - Goal: Maintain a vacancy rate of 8% of less.
    - Goal: Increase number of applications received annually by 5% by reviewing and updating annually our recruitment marketing campaign materials and increasing employment awareness through the use of social media.
  - Development: Support the talent development of our employees through professional and career development.
    - Goal: Host a minimum of six training sessions per year to develop professional and workforce skills, including technical, teamwork, compliance, leadership and other soft skills.
    - Goal: Increase interest and applications to the City's Emerging Leaders Program by 15% through educational and communications campaigns.
  - Retention: Improve employee retention by leading efforts for adoption of strategies which promote a diverse workforce and create a great work climate.
    - Goal: Increase staff appreciation efforts by adding one new event.
    - Goal: Increase interest and applications to the City's Staff Excellence Awards Program by 15%.

DEPARTMENT: 866 HUMAN RESOURCES

FUND: 101 GENERAL FUND

BUDGET HIGHLIGHTS

The fiscal year 2026-27 but has increased 6.9% compared to year-end estimates of fiscal year 2025-26 due to increase in professional services for class and comp study.

Budget	2023-24 Actual	2024-25 Actual	2025-26 Estimate	2026-27 Budget
Personnel Services	$713,034	$758,740	$805,174	$804,318
Supplies and Equipment	3,381	2,949	5,950	4,200
Operating Expenses	107,803	109,414	111,050	127,450
Professional Services	63,222	0	0	49,500
Total	*$887,441*	*$871,104*	*$922,174*	*$985,468*

Activity Measures	2023-24 Actual	2024-25 Actual	2025-26 Estimate	2026-27 Budget
Total # Employees (Avg.)	430	430	430	430
Job Announcements	84	84	75	75
# Job Applications Received	5,288	5,288	6,500	6,825
# Positions Filled	77	77	60	60
# Total Turnover	88	88	85	80
# Training Courses	15	15	10	15
# Emerging Leader Applications	New	New	30	35
# Staff Excellence Awards Applications	New	New	26	30
Authorized Positions	5	5	5	5

DEPARTMENT: 868 FINANCE

FUND: 101 GENERAL FUND

DEPARTMENT DESCRIPTION

The Finance Department is tasked with managing the financial affairs of the city in accordance with federal and state regulations, local ordinances, and generally accepted accounting principles (GAAP). This department supervises a range of functions, including accounting, cash and investment management, debt management, fixed asset management, and the management of accounts payable and receivable. Additionally, it is the responsibility of the Finance Director to oversee both the Utility Billing Division and the Municipal Court Division, ensuring efficient operations in these areas.

GOALS FOR FY 2026-27

- The Finance Department committed to the Sustainable Government Strategic Goal of ensuring governmental transparency. To uphold this commitment, we will produce and publish a monthly investment portfolio report and a monthly financial statement. These reports will be submitted for review by both the Council and citizens and will be made publicly available on our official website by the end of the following month.

- The Finance Department supports the Sustainable Government Strategic Goal of identifying the areas where improvements are needed through the use of data, technology, and innovative approaches to improve services and reduce risk. By sending more payments through secure electronic funds transfers instead of mailed paper check by 30%, we are helping to prevent fraud and ensure taxpayer money is handled responsibly.

- The Finance Department supports the Sustainable Government Strategic Goal of protecting the city's financial stability, integrity and credibility through diversified investments and long-term financial planning. Financial planning is continuously reviewed, enabling the city to maintain investment portfolio above standard benchmarks like the 3 Month U.S. T-Bill. These efforts ensure responsible resource management and promote transparency for the city for future economic challenges and opportunities.

BUDGET HIGHLIGHTS

No departmental changes in 2026-27.

DEPARTMENT: 868 FINANCE

FUND: 101 GENERAL FUND

Budget	2023-24 Actual	2024-25 Actual	2025-26 Estimate	2026-27 Budget
Personnel Services	$727,059	$815,781	$868,709	$867,563
Supplies and Equipment	3,468	1,859	2,880	4,198
Operating Expenses	5,000	10,315	9,000	4,300
Professional Services	39,820	38,919	45,405	42,500
Total	*$775,347*	*$889,874*	*$925,994*	*$918,561*

Activity Measures	2023-24 Actual	2024-25 Actual	2025-26 Estimate	2026-27 Budget
Financial Statement Posted Online	N/A	N/A	N/A	50%
% of EFTs of Payables	3%	21%	36%	40%
City Portfolio Average Yield	5.36%	5.36%	4.57%	N/A
3 Month Treasury Bill Yield	5.38%	5.38%	4.40%	N/A
Authorized Positions	7	7	7	7

DEPARTMENT: HUMAN RESOURCES
DIVISION: 872 PURCHASING

FUND: 101 GENERAL FUND

DEPARTMENT DESCRIPTION

The Purchasing Department is responsible for managing the Purchasing, Inventory, Property Disposal, Contracts, Grants, Real Property Acquisitions, Risk Management, Worker's Compensation, Property Insurance, and Safety functions for the City.

GOALS FOR FY 2026-27

The Purchasing Department supports the City's Strategic Goal of Sustainable Government by maintaining integrity, transparency, and accountability in all procurement and risk management activities. Success of the goal is measured by:

- Training & Procurement: Delivering purchasing training and leveraging Service Agreements and Group Purchasing Organizations (GPOs) to ensure timely and cost-effective procurement of goods and services.
    - Goal: Engage with departments regularly to identify needs and recommend appropriate procurement methods, host quarterly Purchasing Training for all employees to ensure compliance and preparedness and maintain open and professional communication with departments and vendors to foster strong working relationships.
    - Goal: Increase use of GPO's by 5% to realize savings and maximize available rebates.
- Risk Mitigation: Conducting trend analysis to proactively identify and reduce risks affecting City personnel and assets.
    - Goal: Create and implement comprehensive city-wide Safety & Hazard Communication Plan and conduct annual physical asset audits.
- Asset Reallocation & Disposal: Maximizing return on investment through reallocation of reusable assets and structured surplus auctions.
    - Goal: Identify opportunities for asset re-purpose and reallocation.
    - Goal: Increase asset disposal revenues by 5-10% through new surplus initiatives.

DEPARTMENT: HUMAN RESOURCES
DIVISION: 872 PURCHASING
FUND: 101 GENERAL FUND

BUDGET HIGHLIGHTS

No departmental changes in 2026-27.

Budget	2023-24 Actual	2024-25 Actual	2025-26 Estimate	2026-27 Budget
Personnel Services	$234,730	$294,891	$299,917	$309,207
Supplies and Equipment	8,263	3,216	3,900	5,400
Utility Services	0	0	0	0
Operating Expenses	7,631	17,668	5,000	7,800
Professional Services	0	0	0	0
Total	*$250,623*	*$315,775*	$308,817	$322,407

Activity Measures	2023-24 Actual	2024-25 Actual	2025-26 Estimate	2026-27 Budget
Bids and Proposals Published	44	24	20	30
Bids and Proposals Responses	127	57	38	100
GPO Contracts Used	N/A	N/A	New	75
Contracts Reviewed	211	97	75	100
Workers Comp Claims Processed	84	144	39	100
Training Classes Held	6	16	20	20
Reallocated Assets	New	New	4	10
Authorized Positions	3	3	3	3

DEPARTMENT: INTERNAL SERVICES
DIVISION: 877 FLEET SERVICES

FUND: 101 GENERAL FUND

DEPARTMENT DESCRIPTION

Fleet Services is responsible for the maintenance, repair, upgrading, and outfitting of all City-owned vehicles and equipment. Services include preventive maintenance, fluid and filter changes, tire services, as well as troubleshooting, diagnosing, and repairing mechanical and electrical systems. The division also manages motor pool operations, oversees vehicle and equipment replacement schedules, and ensures consistent vehicle specifications and standardization across the fleet.

GOALS FOR FY 2026-27

The Fleet Division supports the Strategic Plan goal of Sustainable Government by identifying opportunities for improvement through data and technology. By leveraging the work order system to track repair times, the division aims to return vehicles and equipment to departments within five business days of service initiation.

BUDGET HIGHLIGHTS

The FY 2026-27 Budget will decrease 19.2% over the FY 2025-26 year-end estimate due to decrease in capital outlay, (vehicles & accessories over $5K) returning to normal budget for 2026-27.

Budget	2023-24 Actual	2024-25 Actual	2025-26 Estimate	2026-27 Budget
Personnel Services	$897,046	$862,329	$927,673	$923,970
Supplies and Equipment	525,706	448,873	368,415	266,350
Utility Services	13,229	9,377	12,500	20,807
Repairs and Maitenance	429,485	264,234	373,000	308,000
Capital Outlay	79,346	0	260,000	50,000
Total	*$1,944,812*	*$1,584,813*	$1,941,588	$1,519,127

DEPARTMENT: INTERNAL SERVICES
DIVISION: 877 FLEET SERVICES
FUND: 101 GENERAL FUND

Activity Measures	2023-24 Actual	2024-25 Actual	2025-26 Estimate	2026-27 Budget
Total Work Orders Issued	2,659	2,700	2,453	2,650
% Work Orders Completed with in 5 Days	N/A	N/A	90%	90%
Total Hours Worked	3,918	10,299	10,557	11,200
% of all vehicles and equipment issues resolved without recall	97%	98%	98%	95%
Authorized Positions	8	8	8	8

DEPARTMENT: INTERNAL SERVICES
DIVISION: 878 FACILITY SERVICES

FUND: 101 GENERAL FUND

DEPARTMENT DESCRIPTION

Facility Services supports and maintains City facilities. In addition, Facility Services provides set up for events such as Parks Events (Jubilee, Christmas Tree lighting, parades), Employee Memorial Ceremony, City Council, Planning and Zoning, various Boards and Commissions, Department meetings, Municipal Court, training seminars, elections, groundbreaking ceremonies, and other special events.

GOALS FOR FY 2026-27

- The Facility Services Dept. supports the Strategic Goal of Infrastructure Investment by supporting strategic investment in city facilities by performing routine scheduled maintenance of city facilities with a goal of reducing work requests submitted by other city staff (keeping external work requests to 500 or less).
- The Facility Services Dept. supports the Strategic Goal of Infrastructure Investment by supporting strategic investment in city facilities by converting fluorescent lighting to LED lights and replacing old HVAC equipment with more energy efficient equipment, to reduce the watt usage in the City.
- The Facility Services Dept. supports the Strategic Goal of having a Safe and Livable city by managing the cleaning contract for city buildings and making sure routine cleanings are taking place, trash is being removed from buildings and emergency cleanings occur in a timely manner.

BUDGET HIGHLIGHTS

The FY 2026-27 Budget will increase 79.4% over the FY 2025-26 year-end estimate due to increase in capital outlay for 2026-27. Replacement of recreation center roof, library roof and floor replacement, public works floor replacement, and aquatic center air quality study.

DEPARTMENT: INTERNAL SERVICES
DIVISION: 878 FACILITY SERVICES
FUND: 101 GENERAL FUND

Budget	2023-24 Actual	2024-25 Actual	2025-26 Estimate	2026-27 Budget
Personnel Services	$1,115,684	$1,141,865	$1,151,881	$1,166,600
Supplies and Equipment	71,154	172,696	169,350	135,350
Utility Services	205,312	207,578	226,450	257,319
Operating Expenses	45	110	0	0
Repairs and Maitenance	471,133	503,337	49,300	480,500
Rental/Leasing	475	1,099	2,000	1,990
Capital Outlay	259,791	232,868	365,000	2,278,630
Total	*$2,123,593*	*$225,955*	$2,407,681	$4,320,389

Activity Measures	2023-24 Actual	2024-25 Actual	2025-26 Estimate	2026-27 Budget
Square Footage Maintained	301,656	301,656	301,656	317,620
City Buildings Maintained	27	27	27	28
Completed Work Orders	2,698	2,388	2,136	2,244
Maintenance/Misc Requests	1,148	745	704	740
Electrical Requests	154	626	356	374
Plumbing/Irrigation Requests	165	451	278	292

DEPARTMENT: INTERNAL SERVICES
DIVISION: 878 FACILITY SERVICES
FUND: 101 GENERAL FUND

Activity Measures	2023-24 Actual	2024-25 Actual	2025-26 Estimate	2026-27 Budget
HVAC Requests	93	566	330	347
External Work Requests	N/A	N/A	468	491
Authorized Positions	11	11	11	11

DEPARTMENT: 901 CITY ASSISTANCE

FUND: 101 GENERAL FUND

DEPARTMENT DESCRIPTION

The Senior Center is supported by contracting with the YMCA for programing and a vendor to support the meal program. The Senior Center provides a social environment for the local area seniors and a hot meal for them to enjoy.

The Patient Assistance program is an Interlocal Agreement between the City of Schertz and Guadalupe Valley Hospital. The Hospital agrees to provide prescription medication free of charge or at a low cost to citizens of Schertz who qualify for assistance under established guidelines. The Hospital agrees to maintain a part-time intake and information office in Schertz. Prescriptions will be filled and administered at the Hospital's Seguin facility. The City agrees to pay the hospital an agreed upon amount under the yearly contract. The Hospital agrees to provide written reports to the City and to provide the City with the complete budget for the Hospital's drug program. This contract is for $5,000.

The City of Schertz also provides assistance to the Guadalupe Children's Advocacy Center. The Center provides a warm, homelike environment for children who visit to be interviewed about physical or sexual abuse. The Children's Advocacy Center's primary emphasis is placed on the well-being of the child to prevent further trauma. This agreement is for $5,000

Transportation Assistance is provided through Alamo Regional Transit for senior citizens.

Starting in 2016-17 the City has entered into a support agreement with the Schertz Housing Authority to provide assistance in their mission of helping those in need find suitable living spaces.

BUDGET HIGHLIGHTS

No changes in 2026-27.

DEPARTMENT: 901 CITY ASSISTANCE
FUND: 101 GENERAL FUND

Budget	2023-24 Actual	2024-25 Actual	2025-26 Estimate	2026-27 Budget
City Supported Services	25,000	5,000	57,666	57,666
Total	*$25,000*	*$5,000*	$57,666	$57,666

DEPARTMENT: 910 COURT RESTRICTED FUNDS

FUND: 101 GENERAL FUND

DEPARTMENT DESCRIPTION

The court security fee and court technology fees are revenues that are restricted on use. The court technology must only be used to purchase new or replacement devices to improve or maintain the efficiency of the Municipal Court. Approved purchases are computers, servers where court files are stored and computerized ticket writers. The court security fee can only be used to add or enhance security measures to the court room for the safety of staff and citizens.

BUDGET HIGHLIGHTS

The FY 2026-27 Budget will remain the same as the FY 2025-26 estimate.

Budget	2023-24 Actual	2024-25 Actual	2025-26 Estimate	2026-27 Budget
Supplies and Equipment	1,380	0	3,000	84,000
Operating Expenses	0	0	0	9,000
Total	*$1,380*	*$0*	$3,000	$93,000

INTEREST & SINKING FUND

FUND: 505 INTEREST & SINKING FUND

DESCRIPTION

This fund is used to account for the accumulation of resources for and the payment of general long term debt principal and interest on city debt. The Interest & Sinking (I&S) portion of the property taxes are directly deposited by the County Tax Assessor's Office into this fund.

BUDGET HIGHLIGHTS

Revenues: Revenues for FY 2026-27 Budget increased 2.6% from the FY 2025-26 estimate, with higher property values and an increase in the I&S tax rate.

Expenses: The FY 2026-27 Budget will decrease 2.4% from the FY 2025-26 year-end estimate following the existing debt payment schedule.

Budget	2023-24 Actual	2024-25 Actual	2025-26 Estimate	2026-27 Budget
Revenue				
Taxes	$8,917,461	$9,239,261	$10,270,000	$10,526,750
Fund	104,407	4,076	2,192	0
Charges/Transfers Investment Income	195,912	100,303	34,000	50,000
Miscellaneous	221,135	100,000	100,000	100,000
Total	*$9,438,915*	*$9,443,643*	*$10,406,192*	*$10,676,750*
Expenses				
Professional Services	$5,000	$5,200	$5,600	$4,200
Debt Service	8,517,861	10,237,127	11,547,487	11,269,931
Refund Debt	0	0	0	0
Total	*$8,522,861*	*$10,242,327*	*$11,553,087*	*$11,274,131*
Over/-Under	*$961,055*	*-$798,684*	*-$1,146,895*	*-$597,381*

DEBT SUMMARY

The City's debt is rated AA+ by Standard & Poor Global Ratings on its $230,286,442 outstanding principal and interest payments.

General Government
Ad valorem taxes from the Interest and Sinking tax rate (I&S) are the primary source of revenue in the Interest & Sinking Fund. This fund is responsible for all debt payments covered by property taxes. The I&S tax rate was set at $0.1681 per $100 of valuation.

The State of Texas does not provide for a statutory debt limit for cities. The truth-in-taxation criteria specify that debt (interest and sinking) requirements must be met first, followed by operations. The property tax rate to meet these needs cannot exceed $2.50 per $100 of valuation.

Calculation of Legal Debt Margin

Taxable Assessed Valuation
$5,606,568,271

Constitutional Limit (% of assessed value)
2.5%

Maximum Constitutional Revenue Available
$140,164,207

Tax Rate to Achieve Maximum Revenue (per $100 of valuation)
$2.5000

Adopted Tax Rate
$0.5296

Available Unused Constitutional Max Tax Rate
$1.9704

DEBT SUMMARY

Summary of upcoming debt payments:

General Government

Year	FY 2027	FY 2028	FY2029	FY2030	FY2031	FY2032	
2007ii	423,445	-					- to 2027
2014	1,018,575	1,022,175	1,014,375	1,022,588	-	-	- to 2030
2015	37,050	37,050	37,050	37,050	1,158,525	-	- to 2031
2016	375,556	374,606	373,366	371,638	374,350	376,425	- to 2036
2016-A	100,969	99,369	97,719	100,913	98,947	101,869	- to 2036
2016-B	104,950	102,325	104,613	101,813	103,925	100,844	- to 2036
2017	269,750	268,825	267,750	271,450	269,925	268,250	- to 2037
2017	263,425	262,650	266,650	265,425	264,050	267,450	- to 2037
2018	665,829	666,996	-	-	-	-	- to 2028
2018	297,888	297,888	297,388	297,513	299,488	297,363	- to 2038
2018	383,694	675,794	579,494	579,294	580,634	583,256	- to 2033
2019	197,175	196,675	197,063	193,075	193,650	194,075	- to 2039
2020	441,863	437,263	437,163	435,513	439,031	438,425	- to 2036
2021	469,900	470,500	467,750	464,700	463,600	459,550	- to 2032
2022	338,650	333,025	336,900	335,150	337,775	336,100	- to 2042
2022A	612,975	612,350	615,850	613,475	615,225	615,975	- to 2042
2022	1,380,600	1,380,225	1,378,100	1,379,100	1,378,100	1,379,975	- to 2042
2024	1,255,975	1,257,475	1,257,475	1,255,975	1,257,850	1,257,975	- to 2044
2025	1,881,125	1,869,500	2,295,875	2,299,250	2,299,875	2,297,750	- to 2045
2026	685,025	650,775	646,775	647,150	646,775	650,525	- to 2046
Total	**$ 11,204,418**	**$ 11,015,465**	**$ 10,671,353**	**$ 10,671,069**	**$ 10,781,725**	**$ 9,625,806**	

CITY OF SCHERTZ
General Obligation Bonds, Series 2007 II

Original Issue Amount $6,000,000

General Fund

Purpose: Recreation Center, Streets, and Drainage

Date	Principal	Coupon	Interest	Period Total	Fiscal Total
02/01/27	415,000	4.070%	8,445.25	423,445.25	
09/30/27					423,445.25
	$ 415,000.00		$ 8,445.25	$ 423,445.25	$ 423,445.25

CITY OF SCHERTZ
General Obligation Refunding Bonds, Series 2014

Original Issue Amount $2,160,000

General Fund

Purpose: Refund a portion of General Obligation Bonds Series 2006

Date	Principal	Coupon	Interest	Debt Service	Fiscal Total
02/01/27	890,000	4.000%	73,187.50	963,187.50	
08/01/27			55,387.50	55,387.50	
09/30/27					1,018,575.00
02/01/28	930,000	4.000%	55,387.50	985,387.50	
08/01/28			36,787.50	36,787.50	
09/30/28					1,022,175.00
02/01/29	960,000	4.000%	36,787.50	996,787.50	
08/01/29			17,587.50	17,587.50	
09/30/29					1,014,375.00
02/01/30	1,005,000	3.500%	17,587.50	1,022,587.50	
09/30/30					1,022,587.50
	$ 3,785,000		$ 292,713	$ 4,077,713	$ 4,077,713

CITY OF SCHERTZ
General Obligation Refunding Bonds, Series 2015

Original Issue Amount $4,185,000

General Fund

Purpose: Refund a portion of General Obligation Bonds Series 2006

Date	Principal	Coupon	Interest	Debt Service	Fiscal Total
02/01/27			18,525.00	18,525.00	
08/01/27			18,525.00	18,525.00	
09/30/27					37,050.00
02/01/28			18,525.00	18,525.00	
08/01/28			18,525.00	18,525.00	
09/30/28					37,050.00
02/01/29			18,525.00	18,525.00	
08/01/29			18,525.00	18,525.00	
09/30/29					37,050.00
02/01/30			18,525.00	18,525.00	
08/01/30			18,525.00	18,525.00	
09/30/30					37,050.00
02/01/31	1,140,000	3.250%	18,525.00	1,158,525.00	
09/30/31					1,158,525.00
	$ 1,140,000		$ 166,725	$ 1,306,725	$ 1,306,725

CITY OF SCHERTZ
General Obligation Bonds, Series 2016

Original Issue Amount $5,880,000

General Fund

Purpose: Street improvements for FM 1518 and FM 1103

Date	Principal	Coupon	Interest	Debt Service	Fiscal Total
02/01/27	295,000	2.000%	41,753.13	336,753.13	
08/01/27			38,803.13	38,803.13	
09/30/27					375,556.26
02/01/28	300,000	2.000%	38,803.13	338,803.13	
08/01/28			35,803.13	35,803.13	
09/30/28					374,606.26
02/01/29	305,000	2.125%	35,803.13	340,803.13	
08/01/29			32,562.50	32,562.50	
09/30/29					373,365.63
02/01/30	310,000	2.250%	32,562.50	342,562.50	
08/01/30			29,075.00	29,075.00	
09/30/30					371,637.50
02/01/31	320,000	2.375%	29,075.00	349,075.00	
08/01/31			25,275.00	25,275.00	
09/30/31					374,350.00
02/01/32	330,000	2.500%	25,275.00	355,275.00	
08/01/32			21,150.00	21,150.00	
09/30/32					376,425.00
02/01/33	335,000	3.000%	21,150.00	356,150.00	
08/01/33			16,125.00	16,125.00	
09/30/33					372,275.00
02/01/34	345,000	3.000%	16,125.00	361,125.00	
08/01/34			10,950.00	10,950.00	
09/30/34					372,075.00
02/01/35	360,000	3.000%	10,950.00	370,950.00	
08/01/35			5,550.00	5,550.00	
09/30/35					376,500.00
02/01/36	370,000	3.000%	5,550.00	375,550.00	
09/30/36					375,550.00
	$ 3,270,000		$ 472,341	$ 3,742,341	$ 3,742,341

CITY OF SCHERTZ
Certificates of Obligation, Series 2016A

Original Issue Amount $2,375,000

General Fund

Purpose: Constructing and Outfitting a Natatorium

Date	Principal	Coupon	Interest	Debt Service	Fiscal Total
02/01/27	80,000	2.000%	10,884.38	90,884.38	
08/01/27			10,084.38	10,084.38	
09/30/27					100,968.76
02/01/28	80,000	2.000%	10,084.38	90,084.38	
08/01/28			9,284.38	9,284.38	
09/30/28					99,368.76
02/01/29	80,000	2.125%	9,284.38	89,284.38	
08/01/29			8,434.38	8,434.38	
09/30/29					97,718.76
02/01/30	85,000	2.250%	8,434.38	93,434.38	
08/01/30			7,478.13	7,478.13	
09/30/30					100,912.51
02/01/31	85,000	2.375%	7,478.13	92,478.13	
08/01/31			6,468.75	6,468.75	
09/30/31					98,946.88
02/01/32	90,000	2.375%	6,468.75	96,468.75	
08/01/32			5,400.00	5,400.00	
09/30/32					101,868.75
02/01/33	90,000	2.500%	5,400.00	95,400.00	
08/01/33			4,275.00	4,275.00	
09/30/33					99,675.00
02/01/34	90,000	3.000%	4,275.00	94,275.00	
08/01/34			2,925.00	2,925.00	
09/30/34					97,200.00
02/01/35	95,000	3.000%	2,925.00	97,925.00	
08/01/35			1,500.00	1,500.00	
09/30/35					99,425.00
02/01/36	100,000	3.000%	1,500.00	101,500.00	
09/30/36					101,500.00
	$ 875,000		$ 122,584	$ 997,584	$ 997,584

CITY OF SCHERTZ
Certificates of Obligation, Series 2016B

Original Issue Amount $1,475,000

General Fund

Purpose: Constructing and Outfitting a Natatorium

Date	Principal	Coupon	Interest	Debt Service	Fiscal Total
02/01/27	75,000	3.500%	15,631.25	90,631.25	
08/01/27			14,318.75	14,318.75	
09/30/27					104,950.00
02/01/28	75,000	3.500%	14,318.75	89,318.75	
08/01/28			13,006.25	13,006.25	
09/30/28					102,325.00
02/01/29	80,000	3.500%	13,006.25	93,006.25	
08/01/29			11,606.25	11,606.25	
09/30/29					104,612.50
02/01/30	80,000	3.500%	11,606.25	91,606.25	
08/01/30			10,206.25	10,206.25	
09/30/30					101,812.50
02/01/31	85,000	3.500%	10,206.25	95,206.25	
08/01/31			8,718.75	8,718.75	
09/30/31					103,925.00
02/01/32	85,000	3.750%	8,718.75	93,718.75	
08/01/32			7,125.00	7,125.00	
09/30/32					100,843.75
02/01/33	90,000	3.750%	7,125.00	97,125.00	
08/01/33			5,437.50	5,437.50	
09/30/33					102,562.50
02/01/34	95,000	3.750%	5,437.50	100,437.50	
08/01/34			3,656.25	3,656.25	
09/30/34					104,093.75
02/01/35	95,000	3.750%	3,656.25	98,656.25	
08/01/35			1,875.00	1,875.00	
09/30/35					100,531.25
02/01/36	100,000	3.750%	1,875.00	101,875.00	
09/30/36					101,875.00
	$ 860,000		$ 167,531	$ 1,027,531	$ 1,027,531

CITY OF SCHERTZ
Certificates of Obligation, Series 2017

Original Issue Amount $5,475,000

General Fund

Purpose: Road Improvements, Ambulance purchases, Fire Apparatus purchase, Facility Maintenance

Date	Principal	Coupon	Interest	Debt Service	Fiscal Total
02/01/27	195,000	3.000%	38,837.50	233,837.50	
08/01/27			35,912.50	35,912.50	
09/30/27					269,750.00
02/01/28	200,000	3.000%	35,912.50	235,912.50	
08/01/28			32,912.50	32,912.50	
09/30/28					268,825.00
02/01/29	205,000	3.000%	32,912.50	237,912.50	
08/01/29			29,837.50	29,837.50	
09/30/29					267,750.00
02/01/30	215,000	3.000%	29,837.50	244,837.50	
08/01/30			26,612.50	26,612.50	
09/30/30					271,450.00
02/01/31	220,000	3.000%	26,612.50	246,612.50	
08/01/31			23,312.50	23,312.50	
09/30/31					269,925.00
02/01/32	225,000	3.000%	23,312.50	248,312.50	
08/01/32			19,937.50	19,937.50	
09/30/32					268,250.00
02/01/33	235,000	3.000%	19,937.50	254,937.50	
08/01/33			16,412.50	16,412.50	
09/30/33					271,350.00
02/01/34	240,000	3.250%	16,412.50	256,412.50	
08/01/34			12,512.50	12,512.50	
09/30/34					268,925.00
02/01/35	250,000	3.250%	12,512.50	262,512.50	
08/01/35			8,450.00	8,450.00	
09/30/35					270,962.50
02/01/36	255,000	3.250%	8,450.00	263,450.00	
08/01/36			4,306.25	4,306.25	
09/30/36					267,756.25
02/01/37	265,000	3.250%	4,306.25	269,306.25	
09/30/37					269,306.25
	$ 2,505,000		$ 459,250	$ 2,964,250	$ 2,964,250

CITY OF SCHERTZ
General Obligation, Series 2017

Original Issue Amount $3,935,000

General Fund

Purpose: Constructing and Outfitting Fire Station #3

Date	Principal	Coupon	Interest	Debt Service	Fiscal Total
02/01/27	190,000	3.000%	38,137.50	228,137.50	
08/01/27			35,287.50	35,287.50	
09/30/27					263,425.00
02/01/28	195,000	3.000%	35,287.50	230,287.50	
08/01/28			32,362.50	32,362.50	
09/30/28					262,650.00
02/01/29	205,000	3.000%	32,362.50	237,362.50	
08/01/29			29,287.50	29,287.50	
09/30/29					266,650.00
02/01/30	210,000	3.000%	29,287.50	239,287.50	
08/01/30			26,137.50	26,137.50	
09/30/30					265,425.00
02/01/31	215,000	3.000%	26,137.50	241,137.50	
08/01/31			22,912.50	22,912.50	
09/30/31					264,050.00
02/01/32	225,000	3.000%	22,912.50	247,912.50	
08/01/32			19,537.50	19,537.50	
09/30/32					267,450.00
02/01/33	230,000	3.000%	19,537.50	249,537.50	
08/01/33			16,087.50	16,087.50	
09/30/33					265,625.00
02/01/34	235,000	3.250%	16,087.50	251,087.50	
08/01/34			12,268.75	12,268.75	
09/30/34					263,356.25
02/01/35	245,000	3.250%	12,268.75	257,268.75	
08/01/35			8,287.50	8,287.50	
09/30/35					265,556.25
02/01/36	250,000	3.250%	8,287.50	258,287.50	
08/01/36			4,225.00	4,225.00	
09/30/36					262,512.50
02/01/37	260,000	3.250%	4,225.00	264,225.00	
09/30/37					264,225.00
	$ 2,460,000	$ 0	$ 450,925	$ 2,910,925	$ 2,910,925

CITY OF SCHERTZ
General Obligation Refunding, Series 2018

Original Issue Amount $6,035,000

General Fund

Purpose: Refunding Bonds Certificates of Obligation 2007, General Obligation and Refunding Bonds 2009, and General Obligation and Refunding Bonds 2010

Date	Principal	Coupon	Interest	Debt Service	Fiscal Total
02/01/27	645,000	2.120%	13,833.00	658,833.00	
08/01/27			6,996.00	6,996.00	
09/30/27					665,829.00
02/01/28	660,000	2.120%	6,996.00	666,996.00	
08/01/28			-	-	
09/30/28					666,996.00
	$ 1,305,000		$ 27,825	$ 1,332,825	$ 1,332,825

CITY OF SCHERTZ
Certificates of Obligation, Series 2018

Original Issue Amount $4,845,000

General Fund

Purpose: Street Improvements, Fire Apparatus purchase, and Facility Improvements

Date	Principal	Coupon	Interest	Debt Service	Fiscal Total
02/01/27	195,000	5.000%	53,881.25	248,881.25	
08/01/27			49,006.25	49,006.25	
09/30/27					297,887.50
02/01/28	205,000	5.000%	49,006.25	254,006.25	
08/01/28			43,881.25	43,881.25	
09/30/28					297,887.50
02/01/29	215,000	5.000%	43,881.25	258,881.25	
08/01/29			38,506.25	38,506.25	
09/30/29					297,387.50
02/01/30	225,000	4.000%	38,506.25	263,506.25	
08/01/30			34,006.25	34,006.25	
09/30/30					297,512.50
02/01/31	235,000	3.000%	34,006.25	269,006.25	
08/01/31			30,481.25	30,481.25	
09/30/31					299,487.50
02/01/32	240,000	3.000%	30,481.25	270,481.25	
08/01/32			26,881.25	26,881.25	
09/30/32					297,362.50
02/01/33	250,000	3.125%	26,881.25	276,881.25	
08/01/33			22,975.00	22,975.00	
09/30/33					299,856.25
02/01/34	255,000	3.250%	22,975.00	277,975.00	
08/01/34			18,831.25	18,831.25	
09/30/34					296,806.25
02/01/35	265,000	3.250%	18,831.25	283,831.25	
08/01/35			14,525.00	14,525.00	
09/30/35					298,356.25
02/01/36	275,000	3.375%	14,525.00	289,525.00	
08/01/36			9,884.38	9,884.38	
09/30/36					299,409.38
02/01/37	285,000	3.375%	9,884.38	294,884.38	
08/01/37			5,075.00	5,075.00	
09/30/37					299,959.38
02/01/38	290,000	3.500%	5,075.00	295,075.00	
09/30/38					295,075.00
	$ 2,935,000		$ 641,988	$ 3,576,988	$ 3,576,988

CITY OF SCHERTZ

General Obligation and Refunding Bonds, Series 2018

Original Issue Amount $8,570,000

General Fund

Purpose: FM 1103 Street Improvements, Refund General Obligation and Refunding Bonds 2009 and General Obligation Refunding Bonds 2010

Date	Principal	Coupon	Interest	Debt Service	Fiscal Total
02/01/27	260,000	5.000%	65,096.88	325,096.88	
08/01/27			58,596.88	58,596.88	
09/30/27					383,693.76
02/01/28	570,000	4.000%	58,596.88	628,596.88	
08/01/28			47,196.88	47,196.88	
09/30/28					675,793.76
02/01/29	495,000	4.000%	47,196.88	542,196.88	
08/01/29			37,296.88	37,296.88	
09/30/29					579,493.76
02/01/30	515,000	4.000%	37,296.88	552,296.88	
08/01/30			26,996.88	26,996.88	
09/30/30					579,293.76
02/01/31	535,000	3.125%	26,996.88	561,996.88	
08/01/31			18,637.50	18,637.50	
09/30/31					580,634.38
02/01/32	555,000	3.250%	18,637.50	573,637.50	
08/01/32			9,618.75	9,618.75	
09/30/32					583,256.25
02/01/33	570,000	3.375%	9,618.75	579,618.75	
08/01/33			-	-	
09/30/33					579,618.75
	$3,500,000		$ 461,784	$ 3,961,784	$ 3,961,784

CITY OF SCHERTZ

Certificates of Obligation, Series 2019

Original Issue Amount $7,495,000
General Fund
Purpose: Street Improvements and a Fire Apparatus purchase

Date	Principal	Coupon	Interest	Debt Service	Fiscal Total
02/01/27	135,000	4.000%	32,437.50	167,437.50	
08/01/27			29,737.50	29,737.50	
09/30/27					197,175.00
02/01/28	140,000	4.000%	29,737.50	169,737.50	
08/01/28			26,937.50	26,937.50	
09/30/28					196,675.00
02/01/29	145,000	2.500%	26,937.50	171,937.50	
08/01/29			25,125.00	25,125.00	
09/30/29					197,062.50
02/01/30	145,000	3.000%	25,125.00	170,125.00	
08/01/30			22,950.00	22,950.00	
09/30/30					193,075.00
02/01/31	150,000	3.000%	22,950.00	172,950.00	
08/01/31			20,700.00	20,700.00	
09/30/31					193,650.00
02/01/32	155,000	3.000%	20,700.00	175,700.00	
08/01/32			18,375.00	18,375.00	
09/30/32					194,075.00
02/01/33	160,000	3.000%	18,375.00	178,375.00	
08/01/33			15,975.00	15,975.00	
09/30/33					194,350.00
02/01/34	165,000	3.000%	15,975.00	180,975.00	
08/01/34			13,500.00	13,500.00	
09/30/34					194,475.00
02/01/35	170,000	3.000%	13,500.00	183,500.00	
08/01/35			10,950.00	10,950.00	
09/30/35					194,450.00
02/01/36	175,000	3.000%	10,950.00	185,950.00	
08/01/36			8,325.00	8,325.00	
09/30/36					194,275.00
02/01/37	180,000	3.000%	8,325.00	188,325.00	
8/1/1937			5,625.00	5,625.00	
09/30/37					193,950.00
02/01/38	185,000	3.000%	5,625.00	190,625.00	
08/01/38			2,850.00	2,850.00	
09/30/38					193,475.00
02/01/39	190,000	3.000%	2,850.00	192,850.00	
09/30/39					192,850.00
	$2,095,000		$ 434,538	$ 2,529,538	$ 2,529,538

CITY OF SCHERTZ

General Obligation Refunding Bonds, series 2020

Original Issue Amount $7,555,000

General Fund

Purpose: Refunding General Obligation Bonds 2011 and General Obligation Refunding Bonds2011A

Date	Principal	Coupon	Interest	Debt Service	Fiscal Total
02/01/27	360,000	4.000%	44,531.25	404,531.25	
08/01/27			37,331.25	37,331.25	
09/30/27					441,862.50
02/01/28	370,000	4.000%	37,331.25	407,331.25	
08/01/28			29,931.25	29,931.25	
09/30/28					437,262.50
02/01/29	385,000	4.000%	29,931.25	414,931.25	
08/01/29			22,231.25	22,231.25	
09/30/29					437,162.50
02/01/30	395,000	2.000%	22,231.25	417,231.25	
08/01/30			18,281.25	18,281.25	
09/30/30					435,512.50
02/01/31	405,000	1.250%	18,281.25	423,281.25	
08/01/31			15,750.00	15,750.00	
09/30/31					439,031.25
02/01/32	410,000	1.500%	15,750.00	425,750.00	
08/01/32			12,675.00	12,675.00	
09/30/32					438,425.00
02/01/33	415,000	1.500%	12,675.00	427,675.00	
08/01/33			9,562.50	9,562.50	
09/30/33					437,237.50
02/01/34	420,000	1.500%	9,562.50	429,562.50	
08/01/34			6,412.50	6,412.50	
09/30/34					435,975.00
02/01/35	425,000	1.500%	6,412.50	431,412.50	
08/01/35			3,225.00	3,225.00	
09/30/35					434,637.50
02/01/36	430,000	1.500%	3,225.00	433,225.00	
08/01/36					
09/30/36					433,225.00
	$4,015,000		$ 355,331	$ 4,370,331	$ 4,370,331

CITY OF SCHERTZ

General Obligation Refunding Bonds, series 2021

Original Issue Amount $6,015,000
General Fund
Purpose: Refund General Obligation Bonds 2012

Date	Principal	Coupon	Interest	Debt Service	Fiscal Total
02/01/27	405,000	4.000%	36,500.00	441,500.00	
08/01/27			28,400.00	28,400.00	
09/30/27					469,900.00
02/01/28	420,000	3.000%	28,400.00	448,400.00	
08/01/28			22,100.00	22,100.00	
09/30/28					470,500.00
02/01/29	430,000	3.000%	22,100.00	452,100.00	
08/01/29			15,650.00	15,650.00	
09/30/29					467,750.00
02/01/30	440,000	3.000%	15,650.00	455,650.00	
08/01/30			9,050.00	9,050.00	
09/30/30					464,700.00
02/01/31	450,000	2.000%	9,050.00	459,050.00	
08/01/31			4,550.00	4,550.00	
09/30/31					463,600.00
02/01/32	455,000	2.000%	4,550.00	459,550.00	
08/01/32				-	
09/30/32					459,550.00
	$2,600,000		$ 196,000	$ 2,796,000	$ 2,796,000

CITY OF SCHERTZ
Certificates of Obligation, Series 2022

Original Issue Amount $9,390,000

General Fund

Purpose: Street Improvements and Energy Efficiency Facility Improvements

Date	Principal	Coupon	Interest	Debt Service	Fiscal Total
02/01/27	210,000	5.000%	66,950.00	276,950.00	
08/01/27			61,700.00	61,700.00	
09/30/27					338,650.00
02/01/28	215,000	5.000%	61,700.00	276,700.00	
08/01/28			56,325.00	56,325.00	
09/30/28					333,025.00
02/01/29	230,000	5.000%	56,325.00	286,325.00	
08/01/29			50,575.00	50,575.00	
09/30/29					336,900.00
02/01/30	240,000	5.000%	50,575.00	290,575.00	
08/01/30			44,575.00	44,575.00	
09/30/30					335,150.00
02/01/31	255,000	5.000%	44,575.00	299,575.00	
08/01/31			38,200.00	38,200.00	
09/30/31					337,775.00
02/01/32	265,000	4.000%	38,200.00	303,200.00	
08/01/32			32,900.00	32,900.00	
09/30/32					336,100.00
02/01/33	275,000	3.000%	32,900.00	307,900.00	
08/01/33			28,775.00	28,775.00	
09/30/33					336,675.00
02/01/34	280,000	3.000%	28,775.00	308,775.00	
08/01/34			24,575.00	24,575.00	
09/30/34					333,350.00
02/01/35	290,000	3.000%	24,575.00	314,575.00	
08/01/35			20,225.00	20,225.00	
09/30/35					334,800.00
02/01/36	305,000	3.000%	20,225.00	325,225.00	
08/01/36			15,650.00	15,650.00	
09/30/36					340,875.00
02/01/37	305,000	2.000%	15,650.00	320,650.00	
08/01/37			12,600.00	12,600.00	
09/30/37					333,250.00
02/01/38	215,000	2.000%	12,600.00	227,600.00	
08/01/38			10,450.00	10,450.00	
09/30/38					238,050.00
02/01/39	220,000	2.125%	10,450.00	230,450.00	

CITY OF SCHERTZ
Certificates of Obligation, Series 2022

Original Issue Amount $9,390,000

General Fund

Purpose: Street Improvements and Energy Efficiency Facility Improvements

Date	Principal	Coupon	Interest	Debt Service	Fiscal Total
08/01/39			8,112.50	8,112.50	
09/30/39					238,562.50
02/01/40	225,000	2.250%	8,112.50	233,112.50	
08/01/40			5,581.25	5,581.25	
09/30/40					238,693.75
02/01/41	230,000	2.375%	5,581.25	235,581.25	
08/01/41			2,850.00	2,850.00	
09/30/41					238,431.25
02/01/42	240,000	2.375%	2,850.00	242,850.00	
09/30/42					242,850.00
	$ 4,000,000		$ 893,138	$ 4,893,138	$ 4,893,138

CITY OF SCHERTZ
Certificates of Obligation, Series 2022A

Original Issue Amount $18,530,000

General Fund

Purpose: Street Improvements

Date	Principal	Coupon	Interest	Debt Service	Fiscal Total
02/01/27	305,000	5.000%	157,800.00	462,800.00	
08/01/27			150,175.00	150,175.00	
09/30/27					612,975.00
02/01/28	320,000	5.000%	150,175.00	470,175.00	
08/01/28			142,175.00	142,175.00	
09/30/28					612,350.00
02/01/29	340,000	5.000%	142,175.00	482,175.00	
08/01/29			133,675.00	133,675.00	
09/30/29					615,850.00
02/01/30	355,000	5.000%	133,675.00	488,675.00	
08/01/30			124,800.00	124,800.00	
09/30/30					613,475.00
02/01/31	375,000	5.000%	124,800.00	499,800.00	
08/01/31			115,425.00	115,425.00	
09/30/31					615,225.00
02/01/32	395,000	5.000%	115,425.00	510,425.00	
08/01/32			105,550.00	105,550.00	
09/30/32					615,975.00
02/01/33	415,000	5.000%	105,550.00	520,550.00	
08/01/33			95,175.00	95,175.00	
09/30/33					615,725.00
02/01/34	435,000	5.000%	95,175.00	530,175.00	
08/01/34			84,300.00	84,300.00	
09/30/34					614,475.00
02/01/35	455,000	4.000%	84,300.00	539,300.00	
08/01/35			75,200.00	75,200.00	
09/30/35					614,500.00
02/01/36	475,000	4.000%	75,200.00	550,200.00	
08/01/36			65,700.00	65,700.00	
09/30/36					615,900.00
02/01/37	495,000	4.000%	65,700.00	560,700.00	
08/01/37			55,800.00	55,800.00	
09/30/37					616,500.00
02/01/38	515,000	4.000%	55,800.00	570,800.00	
08/01/38			45,500.00	45,500.00	
09/30/38					616,300.00
02/01/39	535,000	4.000%	45,500.00	580,500.00	

CITY OF SCHERTZ
Certificates of Obligation, Series 2022A

Original Issue Amount $18,530,000

General Fund

Purpose: Street Improvements

Date	Principal	Coupon	Interest	Debt Service	Fiscal Total
08/01/39			34,800.00	34,800.00	
09/30/39					615,300.00
02/01/40	555,000	4.000%	34,800.00	589,800.00	
08/01/40			23,700.00	23,700.00	
09/30/40					613,500.00
02/01/41	580,000	4.000%	23,700.00	603,700.00	
08/01/41			12,100.00	12,100.00	
09/30/41					615,800.00
02/01/42	605,000	4.000%	12,100.00	617,100.00	
09/30/42					617,100.00
	$ 7,155,000	$ 1	$ 2,685,950	$ 9,840,950	$ 9,840,950

CITY OF SCHERTZ
General Obligation Bonds, Series 2022

Original Issue Amount $18,535,000

General Fund

Purpose: Construction and Outfitting of Fire Station #4 and FM 1518 Street Improvements

Date	Principal	Coupon	Interest	Debt Service	Fiscal Total
02/01/27	690,000	5.000%	353,925.00	1,043,925.00	
08/01/27			336,675.00	336,675.00	
09/30/27					1,380,600.00
02/01/28	725,000	5.000%	336,675.00	1,061,675.00	
08/01/28			318,550.00	318,550.00	
09/30/28					1,380,225.00
02/01/29	760,000	5.000%	318,550.00	1,078,550.00	
08/01/29			299,550.00	299,550.00	
09/30/29					1,378,100.00
02/01/30	800,000	5.000%	299,550.00	1,099,550.00	
08/01/30			279,550.00	279,550.00	
09/30/30					1,379,100.00
02/01/31	840,000	5.000%	279,550.00	1,119,550.00	
08/01/31			258,550.00	258,550.00	
09/30/31					1,378,100.00
02/01/32	885,000	5.000%	258,550.00	1,143,550.00	
08/01/32			236,425.00	236,425.00	
09/30/32					1,379,975.00
02/01/33	930,000	5.000%	236,425.00	1,166,425.00	
08/01/33			213,175.00	213,175.00	
09/30/33					1,379,600.00
02/01/34	975,000	5.000%	213,175.00	1,188,175.00	
08/01/34			188,800.00	188,800.00	
09/30/34					1,376,975.00
02/01/35	1,020,000	4.000%	188,800.00	1,208,800.00	
08/01/35			168,400.00	168,400.00	
09/30/35					1,377,200.00
02/01/36	1,065,000	4.000%	168,400.00	1,233,400.00	
08/01/36			147,100.00	147,100.00	
09/30/36					1,380,500.00
02/01/37	1,105,000	4.000%	147,100.00	1,252,100.00	
08/01/37			125,000.00	125,000.00	
09/30/37					1,377,100.00
02/01/38	1,150,000	4.000%	125,000.00	1,275,000.00	
08/01/38			102,000.00	102,000.00	
09/30/38					1,377,000.00
02/01/39	1,200,000	4.000%	102,000.00	1,302,000.00	

CITY OF SCHERTZ
General Obligation Bonds, Series 2022

Original Issue Amount $18,535,000

General Fund

Purpose: Construction and Outfitting of Fire Station #4 and FM 1518 Street Improvements

Date	Principal	Coupon	Interest	Debt Service	Fiscal Total
08/01/39			78,000.00	78,000.00	
09/30/39					1,380,000.00
02/01/40	1,250,000	4.000%	78,000.00	1,328,000.00	
08/01/40			53,000.00	53,000.00	
09/30/40					1,381,000.00
02/01/41	1,300,000	4.000%	53,000.00	1,353,000.00	
08/01/41			27,000.00	27,000.00	
09/30/41					1,380,000.00
02/01/42	1,350,000	4.000%	27,000.00	1,377,000.00	
09/30/42					1,377,000.00
	$ 16,045,000		$ 6,017,475	$ 22,062,475	$ 22,062,475

CITY OF SCHERTZ

Certificates of Obligation Bonds, Series 2024

Original Issue Amount $19,165,000

General Fund

Purpose: Street Improvements

Date	Principal	Coupon	Interest	Debt Service	Fiscal Total
02/01/27	555,000	5.000%	357,425.00	912,425.00	
08/01/27			343,550.00	343,550.00	
09/30/27					1,255,975.00
02/01/28	585,000	5.000%	343,550.00	928,550.00	
08/01/28			328,925.00	328,925.00	
09/30/28					1,257,475.00
02/01/29	615,000	5.000%	328,925.00	943,925.00	
08/01/29			313,550.00	313,550.00	
09/30/29					1,257,475.00
02/01/30	645,000	5.000%	313,550.00	958,550.00	
08/01/30			297,425.00	297,425.00	
09/30/30					1,255,975.00
02/01/31	680,000	5.000%	297,425.00	977,425.00	
08/01/31			280,425.00	280,425.00	
09/30/31					1,257,850.00
02/01/32	715,000	5.000%	280,425.00	995,425.00	
08/01/32			262,550.00	262,550.00	
09/30/32					1,257,975.00
02/01/33	750,000	5.000%	262,550.00	1,012,550.00	
08/01/33			243,800.00	243,800.00	
09/30/33					1,256,350.00
02/01/34	790,000	5.000%	243,800.00	1,033,800.00	
08/01/34			224,050.00	224,050.00	
09/30/34					1,257,850.00
02/01/35	830,000	5.000%	224,050.00	1,054,050.00	
08/01/35			203,300.00	203,300.00	
09/30/35					1,257,350.00
02/01/36	875,000	5.000%	203,300.00	1,078,300.00	
08/01/36			181,425.00	181,425.00	
09/30/36					1,259,725.00
02/01/37	920,000	5.000%	181,425.00	1,101,425.00	
08/01/37			158,425.00	158,425.00	
09/30/37					1,259,850.00
02/01/38	965,000	4.000%	158,425.00	1,123,425.00	
08/01/38			134,300.00	134,300.00	
09/30/38					1,257,725.00
02/01/39	1,010,000	4.000%	134,300.00	1,144,300.00	

CITY OF SCHERTZ
Certificates of Obligation Bonds, Series 2024

Original Issue Amount $19,165,000

General Fund

Purpose: Street Improvements

Date	Principal	Coupon	Interest	Debt Service	Fiscal Total
08/01/39			114,100.00	114,100.00	
09/30/39					1,258,400.00
02/01/40	1,050,000	4.000%	114,100.00	1,164,100.00	
08/01/40			93,100.00	93,100.00	
09/30/40					1,257,200.00
02/01/41	1,095,000	4.000%	93,100.00	1,188,100.00	
08/01/41			71,200.00	71,200.00	
09/30/41					1,259,300.00
02/01/42	1,140,000	4.000%	71,200.00	1,211,200.00	
08/01/42			48,400.00	48,400.00	
09/30/42					1,259,600.00
02/01/43	1,185,000	4.000%	48,400.00	1,233,400.00	
08/01/43			24,700.00	24,700.00	
09/30/43					1,258,100.00
02/01/44	1,235,000	4.000%	24,700.00	1,259,700.00	
09/30/44					1,259,700.00
	$ 15,640,000		$ 7,003,875	$ 22,643,875	$ 22,643,875

CITY OF SCHERTZ

Certificates of Obligation Bonds, Series 2025

Original Issue Amount $27,385,000

General Fund

Purpose: Street Improvements and Facility Improvements

Date	Principal	Coupon	Interest	Debt Service	Fiscal Total
02/01/27	525,000	5.000%	684,625.00	1,209,625.00	
08/01/27			671,500.00	671,500.00	
09/30/27					1,881,125.00
02/01/28	540,000	5.000%	671,500.00	1,211,500.00	
08/01/28			658,000.00	658,000.00	
09/30/28					1,869,500.00
02/01/29	1,005,000	5.000%	658,000.00	1,663,000.00	
08/01/29			632,875.00	632,875.00	
09/30/29					2,295,875.00
02/01/30	1,060,000	5.000%	632,875.00	1,692,875.00	
08/01/30			606,375.00	606,375.00	
09/30/30					2,299,250.00
02/01/31	1,115,000	5.000%	606,375.00	1,721,375.00	
08/01/31			578,500.00	578,500.00	
09/30/31					2,299,875.00
02/01/32	1,170,000	5.000%	578,500.00	1,748,500.00	
08/01/32			549,250.00	549,250.00	
09/30/32					2,297,750.00
02/01/33	1,230,000	5.000%	549,250.00	1,779,250.00	
08/01/33			518,500.00	518,500.00	
09/30/33					2,297,750.00
02/01/34	1,295,000	5.000%	518,500.00	1,813,500.00	
08/01/34			486,125.00	486,125.00	
09/30/34					2,299,625.00
02/01/35	1,360,000	5.000%	486,125.00	1,846,125.00	
08/01/35			452,125.00	452,125.00	
09/30/35					2,298,250.00
02/01/36	1,430,000	5.000%	452,125.00	1,882,125.00	
08/01/36			416,375.00	416,375.00	
09/30/36					2,298,500.00
02/01/37	1,505,000	5.000%	416,375.00	1,921,375.00	
08/01/37			378,750.00	378,750.00	
09/30/37					2,300,125.00
02/01/38	1,580,000	5.000%	378,750.00	1,958,750.00	
08/01/38			339,250.00	339,250.00	
09/30/38					2,298,000.00
02/01/39	1,660,000	5.000%	339,250.00	1,999,250.00	

CITY OF SCHERTZ
Certificates of Obligation Bonds, Series 2025

Original Issue Amount $27,385,000

General Fund

Purpose: Street Improvements and Facility Improvements

Date	Principal	Coupon	Interest	Debt Service	Fiscal Total
08/01/39			297,750.00	297,750.00	
09/30/39					2,297,000.00
02/01/40	1,745,000	5.000%	297,750.00	2,042,750.00	
08/01/40			254,125.00	254,125.00	
09/30/40					2,296,875.00
02/01/41	1,835,000	5.000%	254,125.00	2,089,125.00	
08/01/41			208,250.00	208,250.00	
09/30/41					2,297,375.00
02/01/42	1,930,000	5.000%	208,250.00	2,138,250.00	
08/01/42			160,000.00	160,000.00	
09/30/42					2,298,250.00
02/01/43	2,030,000	5.000%	160,000.00	2,190,000.00	
08/01/43			109,250.00	109,250.00	
09/30/43					2,299,250.00
02/01/44	2,130,000	5.000%	109,250.00	2,239,250.00	
08/01/44			56,000.00	56,000.00	
09/30/44					2,295,250.00
02/01/45	2,240,000	5.000%	56,000.00	2,296,000.00	
09/30/45					2,296,000.00
	$ 27,385,000		$ 15,430,625	$ 42,815,625	$ 42,815,625

CITY OF SCHERTZ

Certificates of Obligation Bonds, Series 2026

Original Issue Amount $8,640,000

General Fund

Purpose: Road and Facility Improvements

Date	Principal	Coupon	Interest	Debt Service	Fiscal Total
02/01/27	295,000	5.000%	390,025.00	685,025.00	
08/01/27				-	
09/30/27					685,025.00
02/01/28	275,000	5.000%	375,775.00	650,775.00	
08/01/28				-	
09/30/28					650,775.00
02/01/29	285,000	5.000%	361,775.00	646,775.00	
08/01/29				-	
09/30/29					646,775.00
02/01/30	300,000	5.000%	347,150.00	647,150.00	
08/01/30				-	
09/30/30				0	647,150.00
02/01/31	315,000	5.000%	331,775.00	646,775.00	
08/01/31				-	
09/30/31					646,775.00
02/01/32	335,000	5.000%	315,525.00	650,525.00	
08/01/32				-	
09/30/32					650,525.00
02/01/33	350,000	5.000%	298,400.00	648,400.00	
08/01/33				-	
09/30/33					648,400.00
02/01/34	370,000	5.000%	280,400.00	650,400.00	
08/01/34				-	
09/30/34					650,400.00
02/01/35	390,000	5.000%	261,400.00	651,400.00	
08/01/35				-	
09/30/35					651,400.00
02/01/36	410,000	5.000%	241,400.00	651,400.00	
08/01/36				-	
09/30/36					651,400.00
02/01/37	430,000	5.000%	220,400.00	650,400.00	
08/01/37				-	
09/30/37					650,400.00
02/01/38	450,000	5.000%	198,400.00	648,400.00	
08/01/38				-	
09/30/38					648,400.00
02/01/39	475,000	5.000%	175,275.00	650,275.00	

CITY OF SCHERTZ

Certificates of Obligation Bonds, Series 2026

Original Issue Amount $8,640,000

General Fund

Purpose: Road and Facility Improvements

Date	Principal	Coupon	Interest	Debt Service	Fiscal Total
08/01/39				-	
09/30/39					650,275.00
02/01/40	500,000	5.000%	150,900.00	650,900.00	
08/01/40				-	
09/30/40					650,900.00
02/01/41	520,000	4.000%	128,000.00	648,000.00	
08/01/41				-	
09/30/41					648,000.00
02/01/42	540,000	4.000%	106,800.00	646,800.00	
08/01/42				-	
09/30/42					646,800.00
02/01/43	565,000	4.000%	84,700.00	649,700.00	
08/01/43				-	
09/30/43					649,700.00
02/01/44	590,000	4.000%	61,600.00	651,600.00	
08/01/44				-	
09/30/44					651,600.00
02/01/45	610,000	4.000%	37,600.00	647,600.00	
09/30/45					647,600.00
02/01/46	635,000	4.000%	12,700.00	647,700.00	
09/30/46					647,700.00
	$ 8,640,000		$ 4,380,000	$ 13,020,000	$ 13,020,000

CITY OF SCHERTZ

Certificates of Obligation Bonds, Series 2026

Original Issue Amount $1,095,000

General Fund

Purpose: Road and Facility Improvements

Date	Principal	Coupon	Interest	Debt Service	Fiscal Total
02/01/27	35,000	5.000%	49,475.00	84,475.00	
08/01/27				-	
09/30/27					84,475.00
02/01/28	35,000	5.000%	47,725.00	82,725.00	
08/01/28				-	
09/30/28					82,725.00
02/01/29	35,000	5.000%	45,975.00	80,975.00	
08/01/29				-	
09/30/29					80,975.00
02/01/30	40,000	5.000%	44,100.00	84,100.00	
08/01/30				-	
09/30/30				0	84,100.00
02/01/31	40,000	5.000%	42,100.00	82,100.00	
08/01/31				-	
09/30/31					82,100.00
02/01/32	45,000	5.000%	39,975.00	84,975.00	
08/01/32				-	
09/30/32					84,975.00
02/01/33	45,000	5.000%	37,725.00	82,725.00	
08/01/33				-	
09/30/33					82,725.00
02/01/34	45,000	5.000%	35,475.00	80,475.00	
08/01/34				-	
09/30/34					80,475.00
02/01/35	50,000	5.000%	33,100.00	83,100.00	
08/01/35				-	
09/30/35					83,100.00
02/01/36	50,000	5.000%	30,600.00	80,600.00	
08/01/36				-	
09/30/36					80,600.00
02/01/37	55,000	5.000%	27,975.00	82,975.00	
08/01/37				-	
09/30/37					82,975.00
02/01/38	55,000	5.000%	25,225.00	80,225.00	
08/01/38				-	
09/30/38					80,225.00
02/01/39	60,000	5.000%	22,350.00	82,350.00	

CITY OF SCHERTZ
Certificates of Obligation Bonds, Series 2026

Original Issue Amount $1,095,000

General Fund

Purpose: Road and Facility Improvements

Date	Principal	Coupon	Interest	Debt Service	Fiscal Total
08/01/39				-	
09/30/39					82,350.00
02/01/40	65,000	5.000%	19,225.00	84,225.00	
08/01/40				-	
09/30/40					84,225.00
02/01/41	65,000	4.000%	16,300.00	81,300.00	
08/01/41				-	
09/30/41					81,300.00
02/01/42	70,000	4.000%	13,600.00	83,600.00	
08/01/42				-	
09/30/42					83,600.00
02/01/43	70,000	4.000%	10,800.00	80,800.00	
08/01/43				-	
09/30/43					80,800.00
02/01/44	75,000	4.000%	7,900.00	82,900.00	
08/01/44				-	
09/30/44					82,900.00
02/01/45	80,000	4.000%	4,800.00	84,800.00	
09/30/45					84,800.00
02/01/46	80,000	4.000%	1,600.00	81,600.00	
09/30/46					81,600.00
	$ 1,095,000		$ 556,025	$ 1,651,025	$ 1,651,025

WATER AND SEWER

FUND: 202 WATER & SEWER

DEPARTMENT DESCRIPTION

The Water & Sewer Fund tracks revenue and expenses for the City's water, sewer, and solid waste functions and is managed by the Public Works Department. Staff is responsible for the planning, operation, and maintenance of the water and wastewater service and infrastructure. This includes the water distribution system, wastewater collection system, and utility billing office. The City's wholesaler for water production and transport is the Schertz-Seguin Local Government Corporation. Wastewater treatment is handled by the Cibolo Creek Municipal Authority. Garbage collection is handled by Republic Services.

BUDGET HIGHLIGHTS

Revenue: Revenues for FY 2026-27 Budget are expected to increase 8.6% from the FY 2025-26 year-end estimate due to account growth and fee increases.

Expenses: The FY 2026-27 Budget decreased 2.1% from the FY 2025-26 year-end estimate.

Budget	2023-24 Actual	2024-25 Actual	2025-26 Estimate	2026-27 Budget
Revenues				
Franchises	$474,755	$329,117	$350,000	$350,000
Fees	30,709,430	31,478,085	29,818,867	32,530,500
Fund Charges/Transfers	157,500	181,232	180,000	180,000
Investment Income	3,292,860	2,914,815	550,000	520,000
Miscellaneous	3,860,341	21,813,139	440,050	444,978
Total	*$39,964,008*	*$59,062,459*	*$34,556,066*	*$34,025,478*

FUND: 202 WATER & SEWER

Budget	2023-24 Actual	2024-25 Actual	2025-26 Estimate	2026-27 Budget
Expenses				
Business Office	$1,349,548	$1,832,668	$1,838,684	$1,598,963
Non-Departmental	1,079,224	0	0	0
W&S Administration	27,822,166	29,604,867	30,467,382	32,002,591
Projects	0	27,624,924	2,250,000	237,000
Total	*$39,964,008*	*$59,062,459*	*$34,556,066*	*$33,838,554*
Over/-Under	*-$1,469,122*	*-$2,346,071*	*-$3,217,149*	*$186,924*

Supplemental Requests - Water & Sewer Fund FY 2026-2027

Department Number	Supplemental Request Name	Initial Cost	Cumulative	Annual Recurring
101 - NonDepartmental	Utility Rate Increase	$ 59,610.00	$ 59,610.00	$ -
101 - NonDepartmental	City Liability Insurance Increase	42,500.00	102,110.00	42,500.00
101 - NonDepartmental	Interfund Charges Increase	28,041.00	130,151.00	28,041.00
101 - NonDepartmental	Health Insurance Cost Increase	53,713.00	183,864.00	53,713.00
101 - NonDepartmental	Merit	33,867.00	217,731.00	66,532.00
176-Utility Billing	Reclass Meter Technician to Sr Meter Tech	5,934.00	223,665.00	5,934.00
176-Utility Billing	Reclass Sr Utility Billing Specialis to Asst Utility Billing Manager	8,014.00	231,679.00	8,014.00
101 - NonDepartmnetal	Class & Comp Study	10,000.00	241,679.00	-
	SubTotal	$ 241,679.00		$ 204,734.00
Below the Cut Line				
101 - NonDepartmental	ECI/COLA	33,867.00	275,546.00	33,867.00
575 - W&S Admin	Additional Training Budget	8,500.00	284,046.00	8,500.00
575 - W&S Admin	GIS Asset Management Analyst	156,505.00	440,551.00	96,505.00
	SubTotal	$ 198,872.00		$ 138,872.00
	Grand Total	$ 440,551.00		

DEPARTMENT: FINANCE
DIVISION: 176 WATER AND SEWER UTILITY BILLING

FUND: 202 WATER AND SEWER

DEPARTMENT DESCRIPTION

The Utility Department ensures effective utility service delivery through several key tasks, including taking accurate meter readings, sending utility bills, processing customer payments, setting up new accounts, conducting annual sewer averaging, managing quarterly debt collection, resolving customer complaints, and accepting payments for other city departments. The department also offers educational resources to help customers understand their utility bills, allowing them to address any questions or concerns. Overall, the Utility Department is vital to providing reliable utility services.

GOALS FOR FY 2026-27

Our division supports the Strategic Plan Sustainable Government goal of identifying areas of improvement using data and technology by reviewing leak alerts and contacting customers, with a goal of sending notifications to all customers that are leaking at least 10 gallons per hour daily.

BUDGET HIGHLIGHTS

The FY 2026-27 Budget decreased 13.0% from the FY 2025-26 year-end estimate due to reduction in operating expenses.

Budget	2023-24 Actual	2024-25 Actual	2025-26 Estimate	2026-27 Budget
Personnel Services	$653,084	$794,304	$799,084	$831,063
Supplies and Equipment	235,312	344,694	319,900	336,400
Utility Services	9,053	9,727	10,000	18,000
Operating Expenses	452,100	572,296	649,700	413,500
Repairs and Maitenance	0	111,648	60,000	0
Capital Outlay	0	0	0	0
Total	*$1,349,548*	*$1,832,668*	$1,838,684	$1,598,963

DEPARTMENT: FINANCE
DIVISION: 176 WATER AND SEWER UTILITY BILLING

FUND: 202 WATER AND SEWER

Activity Measures	2023-24 Actual	2024-25 Actual	2025-26 Estimate	2026-27 Budget
% Of Leak Alerts processed	NA	NA	40%	60%
Authorized Positions	10	10	11	11

DEPARTMENT: PUBLIC WORKS
DIVISION: 575 WATER & SEWER ADMINISTRATION

FUND: 202 WATER AND SEWER

DEPARTMENT DESCRIPTION

The Water and Wastewater division of Public Works provides essential services to the Schertz community through maintenance, repair, strategic planning, inspection of infrastructure, and the expansion of water and wastewater services. To contribute to a higher quality of life and a safer community that is sustainable and financially sound, Division employees offer excellent customer service, participate in community events, meet with developers and utility providers, review plat and subdivision plans, as well as review water and wastewater construction plans. In addition, the Water and Wastewater division oversees the drought and water conservation plans/ordinance, provides letters of availability and Certificates of Convenience and Necessity, assists other departments, and conducts department training, education, and planning.

GOALS FOR FY 2026-27

- The Water and Wastewater Division supports the Infrastructure Investment goal of developing and maintaining the City's water and wastewater system by operating and maintaining the systems with a goal of improving operation standards and efficiency to reduce water loss to 10% or less.
- The Water and Wastewater Division supports the Safe and Livable Community by providing superior potable water by maintaining 100% passing bacteriological testing samples.
- The Water and Wastewater Division supports the Safe and Livable Community goal by responding to 95% of Water and Sanitary Sewer service requests within one business day.
- The Water and Wastewater Division supports the Safe and Livable Community goal by maintaining the City wastewater collection system with a goal of inspecting and maintaining at least 10% of the system.

BUDGET HIGHLIGHTS

The FY 2026-27 Budget will decrease 2.2% from the FY 2025-26 year-end estimate due mainly to decrease in project spending in 2026-27.

DEPARTMENT: PUBLIC WORKS
DIVISION: 575 WATER & SEWER ADMINISTRATION

FUND: 202 WATER AND SEWER

Budget	2023-24 Actual	2024-25 Actual	2025-26 Estimate	2026-27 Budget
Personnel Services	$2,210,980	$2,851,484	$3,247,768	$3,418,423
Supplies and Equipment	2,496,202	3,896,840	4,550,100	4,565,900
City Support Services	9,053	9,727	10,000	18,000
Utility Services	100	0	0	100
Operating Expenses	478,430	481,006	582,221	631,732
Professional Services	11,596,885	10,626,464	9,905,955	9,994,355
Non-Operating	167,961	229,279	372,000	407,000
Fund Charges/Transfers	1,709,585	1,950,062	1,751,857	1,779,899
Repairs and Maitenance	228,360	922,884	562,750	562,750
Debt Services	5,829,936	5,481,070	8,196,939	9,665,740
Rental/Leasing	342,537	169,641	109,692	109,692
Capital Outlay	9,824	0	888,000	567,000
Total	*$27,822,166*	*$29,604,867*	$30,467,382	$32,002,591
Projects	*$0*	*$27,624,924*	$2,250,000	$237,000

DEPARTMENT: PUBLIC WORKS
DIVISION: 575 WATER & SEWER ADMINISTRATION

FUND: 202 WATER AND SEWER

Activity Measures	2023-24 Actual	2024-25 Actual	2025-26 Estimate	2026-27 Budget
Water Connections	17,509	17,509	17,900	18,300
Miles of Water Main	251	259	262	267
Miles of Sewer Main	142	146	151	155
Gallons Pumped (Edwards), acre feet	202	157	455	750
Gallons Received (SSLGC), acre feet	6,930	7,612	6,458	7,100
Gallons Distributed, acre feet (Less Loss)	5,927	6,875	6,913	7,500
Water Loss %	16.8%	9.18%	10%	9%
Bacteriological Samples Collected (Passing%)	100%	100%	100%	100%
Water Service Requests Response Rate (%)	N/A	95%	95%	96%
Sanitary Sewer Service Requests Response Rate (%)	N/A	95%	95%	96%
Sanitary Sewer System Inspection & Maintenance (%)	N/A	N/A	N/A	N/A
Authorized Positions	29	30	34	34

FUND: 411 CAPITAL RECOVERY FUND WATER

(WATER & SEWER)

DESCRIPTION

The Capital Recovery program is designated to support future growth of population and commercial water and wastewater demands without an impact on existing customers while keeping bond supported programs to a minimum. Capital Recovery projects are based on the number of connections sold to increase pumping, storage and transmission water lines, and wastewater programs. Impact funds (Capital Recovery) must be used within ten years of collection date. All water and wastewater improvements are constructed to meet State Board of Insurance and Texas Commission on Environmental Quality rules and regulations.

BUDGET HIGHLIGHTS

The FY 2026-27 Budget will be set at $1,000 for any professional services or studies that need to be completed.

Budget	2023-24 Actual	2024-25 Actual	2025-26 Estimate	2026-27 Budget
Revenue				
Fees	$1,279,424	$1,551,410	$2,000,000	$1,000,000
Investment Income	332,134	347,801	304,500	226,400
Total	*$1,611,558*	*$1,899,211*	*$2,304,500*	*$1,226,400*
Expenses				
Supplies and Equipment	$5,640	$0	$0	$0
Professional Services	23,431	13,715	1,300	1,000
Fund Charges/Transfers	0	50,000	0	0
Projects	0	0	0	0
Total	*$29,071*	*$63,715*	*$1,300*	*$1,000*
Over/-Under	*$1,582,487*	*$1,835,496*	*$2,303,200*	*$1,225,400*

FUND: 421 CAPITAL RECOVERY FUND SEWER

(WATER & SEWER)

DESCRIPTION

The Capital Recovery program is designated to support future growth of population and commercial water and wastewater demands without an impact on existing customers while keeping bond supported programs to a minimum. Capital Recovery projects are based on the number of connections sold to increase pumping, storage and transmission water lines, and wastewater programs. Impact funds (Capital Recovery) must be used within ten years of collection date. All water and wastewater improvements are constructed to meet State Board of Insurance and Texas Commission on Environmental Quality rules and regulations.

BUDGET HIGHLIGHTS

The FY 2026-27 Budget will be set at $14,353 for any professional services or studies that need to be completed.

Budget	2023-24 Actual	2024-25 Actual	2025-26 Estimate	2026-27 Budget
Revenue				
Fees	$1,109,439	$902,865	$1,100,000	$600,000
Investment Income	271,777	181,884	136,000	201,000
Total	*$1,381,216*	*$1,084,749*	*$1,236,000*	*$801,000*
Expenses				
Non-Departmental	$1,924,811	$113,091	$14,653	$14,353
Total	*$1,924,811*	*$1,924,811*	*$14,653*	*$14,353*
Over/-Under	*-$543,593*	*$971,658*	*$1,221,347*	*$786,647*

DEBT SUMMARY

Water/Wastewater Supported Debt

Water and Sewer Debt issuances are paid for by fees collected for services. Those fees are set to cover both annual operations and debt service payments. Council reviews 5-Year Rate Plans annually through an independent consultant. The consultants look at utility account and operational cost growth, as well as the CIP timeline and recommend a rate plan to provide adequate funding. These plans are reviewed annually to ensure the most up-to-date information is used to maintain the best rates possible for the residents.

The Cities of Schertz and Seguin also jointly own the Schertz Seguin Local Government Corporation (SSLGC) which operates as a water provider to both cities and other communities. As co-owners, debt by the corporation is split between the two cities and is factored into the rates and debt payment schedules through the line Contribution-SSLGC.

Below is a summary of upcoming debt payments:

Water and Waste Water Debt Service

Year	FY 2027	FY 2028	FY 2029	FY2030	FY2031	FY2032	
2018	397,175	398,800	399,675	396,425	395,775	396,325	- to 2038
2019	234,800	233,300	232,875	233,125	232,800	232,325	- to 2039
2021	207,150	205,950	210,400	209,625	214,650	215,500	- to 2033
2022	309,338	309,838	309,838	309,338	308,338	308,013	- to 2042
2022A	762,450	762,950	762,450	765,825	763,075	764,200	- to 2042
2025	2,077,625	2,075,375	2,076,000	2,074,375	2,075,375	2,078,750	- to 2045
Total	**$ 3,988,538**	**$ 3,986,213**	**$ 3,991,238**	**$ 3,988,713**	**$ 3,990,013**	**$ 3,995,113**	

Schertz-Seguin Local Government Corporation Debt - Schertz Portion

Year	FY 2027	FY 2028	FY 2029	FY2030	FY2031	FY2032	
2001	520,000	520,000	520,000	520,000	2,268,330	2,272,390	- to 2035
2016	2,225,659	2,219,166	2,220,811	2,217,486	2,216,266	2,217,804	- to 2046
BP-S 2016	828,137	828,137	828,137	828,137	828,137	828,137	- to 2051
2018	1,323,725	1,326,975	1,328,225	1,327,475	1,324,200	1,323,700	- to 2041
S-2022	3,094,106	3,100,288	3,097,857	3,091,333	1,354,435	1,358,441	- to 2044
S-2022A	233,175	231,925	230,675	229,425	228,175	226,925	- to 2051
S-2023	287,813	310,863	308,163	305,463	302,763	300,063	- to 2047
S-2025	842,500	837,500	832,500	827,500	822,500	817,500	- to 2045
Total	**$ 9,355,115**	**$ 9,374,854**	**$ 9,366,368**	**$ 9,346,819**	**$ 9,344,806**	**$ 9,344,960**	

CITY OF SCHERTZ
Certificates of Obligation, Series 2018

Original Issue Amount $5,595,000

Utility Fund

Purpose: Utility System Improvements

Date	Principal	Coupon	Interest	Debt Service	Fiscal Total
02/01/27	260,000	5.000%	71,837.50	331,837.50	
08/01/27			65,337.50	65,337.50	
09/30/27					397,175.00
02/01/28	275,000	5.000%	65,337.50	340,337.50	
08/01/28			58,462.50	58,462.50	
09/30/28					398,800.00
02/01/29	290,000	5.000%	58,462.50	348,462.50	
08/01/29			51,212.50	51,212.50	
09/30/29					399,675.00
02/01/30	300,000	4.000%	51,212.50	351,212.50	
08/01/30			45,212.50	45,212.50	
09/30/30					396,425.00
02/01/31	310,000	3.000%	45,212.50	355,212.50	
08/01/31			40,562.50	40,562.50	
09/30/31					395,775.00
02/01/32	320,000	3.000%	40,562.50	360,562.50	
08/01/32			35,762.50	35,762.50	
09/30/32					396,325.00
02/01/33	330,000	3.125%	35,762.50	365,762.50	
08/01/33			30,606.25	30,606.25	
09/30/33					396,368.75
02/01/34	340,000	3.250%	30,606.25	370,606.25	
08/01/34			25,081.25	25,081.25	
09/30/34					395,687.50
02/01/35	355,000	3.250%	25,081.25	380,081.25	
08/01/35			19,312.50	19,312.50	
09/30/35					399,393.75
02/01/36	365,000	3.375%	19,312.50	384,312.50	
08/01/36			13,153.13	13,153.13	
09/30/36					397,465.63
02/01/37	375,000	3.375%	13,153.13	388,153.13	
08/01/37			6,825.00	6,825.00	
09/30/37					394,978.13
02/01/38	390,000	3.500%	6,825.00	396,825.00	
09/30/38					396,825.00
	$ 3,910,000		$ 854,894	$ 4,764,894	$ 4,764,894

CITY OF SCHERTZ
Certificates of Obligation, Series 2018

Original Issue Amount $5,595,000

Utility Fund

Purpose: Utility System Improvements

Date	Principal	Coupon	Interest	Debt Service	Fiscal Total
02/01/27	260,000	5.000%	71,837.50	331,837.50	
08/01/27			65,337.50	65,337.50	
09/30/27					397,175.00
02/01/28	275,000	5.000%	65,337.50	340,337.50	
08/01/28			58,462.50	58,462.50	
09/30/28					398,800.00
02/01/29	290,000	5.000%	58,462.50	348,462.50	
08/01/29			51,212.50	51,212.50	
09/30/29					399,675.00
02/01/30	300,000	4.000%	51,212.50	351,212.50	
08/01/30			45,212.50	45,212.50	
09/30/30					396,425.00
02/01/31	310,000	3.000%	45,212.50	355,212.50	
08/01/31			40,562.50	40,562.50	
09/30/31					395,775.00
02/01/32	320,000	3.000%	40,562.50	360,562.50	
08/01/32			35,762.50	35,762.50	
09/30/32					396,325.00
02/01/33	330,000	3.125%	35,762.50	365,762.50	
08/01/33			30,606.25	30,606.25	
09/30/33					396,368.75
02/01/34	340,000	3.250%	30,606.25	370,606.25	
08/01/34			25,081.25	25,081.25	
09/30/34					395,687.50
02/01/35	355,000	3.250%	25,081.25	380,081.25	
08/01/35			19,312.50	19,312.50	
09/30/35					399,393.75
02/01/36	365,000	3.375%	19,312.50	384,312.50	
08/01/36			13,153.13	13,153.13	
09/30/36					397,465.63
02/01/37	375,000	3.375%	13,153.13	388,153.13	
08/01/37			6,825.00	6,825.00	
09/30/37					394,978.13
02/01/38	390,000	3.500%	6,825.00	396,825.00	
09/30/38					396,825.00
	$ 3,910,000		$ 854,894	$ 4,764,894	$ 4,764,894

CITY OF SCHERTZ

Certificates of Obligation, Series 2019

Original Issue Amount $7,495,000
Utility Fund
Purpose: Utility System Improvements

Date	Principal	Coupon	Interest	Debt Service	Fiscal Total
02/01/27	160,000	4.000%	39,000.00	199,000.00	
08/01/27			35,800.00	35,800.00	
09/30/27					234,800.00
02/01/28	165,000	4.000%	35,800.00	200,800.00	
08/01/28			32,500.00	32,500.00	
09/30/28					233,300.00
02/01/29	170,000	2.500%	32,500.00	202,500.00	
08/01/29			30,375.00	30,375.00	
09/30/29					232,875.00
02/01/30	175,000	3.000%	30,375.00	205,375.00	
08/01/30			27,750.00	27,750.00	
09/30/30					233,125.00
02/01/31	180,000	3.000%	27,750.00	207,750.00	
08/01/31			25,050.00	25,050.00	
09/30/31					232,800.00
02/01/32	185,000	3.000%	25,050.00	210,050.00	
08/01/32			22,275.00	22,275.00	
09/30/32					232,325.00
02/01/33	195,000	3.000%	22,275.00	217,275.00	
08/01/33			19,350.00	19,350.00	
09/30/33					236,625.00
02/01/34	200,000	3.000%	19,350.00	219,350.00	
08/01/34			16,350.00	16,350.00	
09/30/34					235,700.00
02/01/35	205,000	3.000%	16,350.00	221,350.00	
08/01/35			13,275.00	13,275.00	
09/30/35					234,625.00
02/01/36	210,000	3.000%	13,275.00	223,275.00	
08/01/36			10,125.00	10,125.00	
09/30/36					233,400.00
02/01/37	220,000	3.000%	10,125.00	230,125.00	
8/1/1937			6,825.00	6,825.00	
09/30/37					236,950.00
02/01/38	225,000	3.000%	6,825.00	231,825.00	
08/01/38			3,450.00	3,450.00	
09/30/38					235,275.00
02/01/39	230,000	3.000%	3,450.00	233,450.00	
09/30/39					233,450.00
	$2,520,000		$ 525,250	$ 3,045,250	$ 2,811,800

CITY OF SCHERTZ

General Obligation Refunding Bonds, Series 2021

Original Issue Amount $6,015,000

Utillity Fund

Purpose: Refund Combination Tax and Limited Pledge Revenue Certificates of Obligation 2013

Date	Principal	Coupon	Interest	Debt Service	Fiscal Total
02/01/27	175,000	4.000%	17,825.00	192,825.00	
08/01/27			14,325.00	14,325.00	
09/30/27					207,150.00
02/01/28	180,000	3.000%	14,325.00	194,325.00	
08/01/28			11,625.00	11,625.00	
09/30/28					205,950.00
02/01/29	190,000	3.000%	11,625.00	201,625.00	
08/01/29			8,775.00	8,775.00	
09/30/29					210,400.00
02/01/30	195,000	3.000%	8,775.00	203,775.00	
08/01/30			5,850.00	5,850.00	
09/30/30					209,625.00
02/01/31	205,000	2.000%	5,850.00	210,850.00	
08/01/31			3,800.00	3,800.00	
09/30/31					214,650.00
02/01/32	210,000	2.000%	3,800.00	213,800.00	
08/01/32			1,700.00	1,700.00	
09/30/32					215,500.00
02/01/33	170,000	2.000%	1,700.00	171,700.00	
08/01/33					
09/30/33					171,700.00
	$1,325,000		$ 109,975	$ 1,434,975	$ 1,434,975

CITY OF SCHERTZ
Certificates of Obligation, Series 2022

Original Issue Amount $9,390,000

Utility Fund

Purpose: Utility Improvements

Date	Principal	Coupon	Interest	Debt Service	Fiscal Total
02/01/27	185,000	5.000%	64,481.25	249,481.25	
08/01/27			59,856.25	59,856.25	
09/30/27					309,337.50
02/01/28	195,000	5.000%	59,856.25	254,856.25	
08/01/28			54,981.25	54,981.25	
09/30/28					309,837.50
02/01/29	205,000	5.000%	54,981.25	259,981.25	
08/01/29			49,856.25	49,856.25	
09/30/29					309,837.50
02/01/30	215,000	5.000%	49,856.25	264,856.25	
08/01/30			44,481.25	44,481.25	
09/30/30					309,337.50
02/01/31	225,000	5.000%	44,481.25	269,481.25	
08/01/31			38,856.25	38,856.25	
09/30/31					308,337.50
02/01/32	235,000	4.000%	38,856.25	273,856.25	
08/01/32			34,156.25	34,156.25	
09/30/32					308,012.50
02/01/33	245,000	3.000%	34,156.25	279,156.25	
08/01/33			30,481.25	30,481.25	
09/30/33					309,637.50
02/01/34	250,000	3.000%	30,481.25	280,481.25	
08/01/34			26,731.25	26,731.25	
09/30/34					307,212.50
02/01/35	260,000	3.000%	26,731.25	286,731.25	
08/01/35			22,831.25	22,831.25	
09/30/35					309,562.50
02/01/36	265,000	3.000%	22,831.25	287,831.25	
08/01/36			18,856.25	18,856.25	
09/30/36					306,687.50
02/01/37	270,000	2.000%	18,856.25	288,856.25	
08/01/37			16,156.25	16,156.25	
09/30/37					305,012.50
02/01/38	280,000	2.000%	16,156.25	296,156.25	
08/01/38			13,356.25	13,356.25	
09/30/38					309,512.50
02/01/39	285,000	2.125%	13,356.25	298,356.25	

CITY OF SCHERTZ
Certificates of Obligation, Series 2022

Original Issue Amount $9,390,000

Utility Fund

Purpose: Utility Improvements

Date	Principal	Coupon	Interest	Debt Service	Fiscal Total
08/01/39			10,328.13	10,328.13	
09/30/39					308,684.38
02/01/40	290,000	2.250%	10,328.13	300,328.13	
08/01/40			7,065.63	7,065.63	
09/30/40					307,393.76
02/01/41	295,000	2.375%	7,065.63	302,065.63	
08/01/41			3,562.50	3,562.50	
09/30/41					305,628.13
02/01/42	300,000	2.375%	3,562.50	303,562.50	
09/30/42					303,562.50
	$ 4,000,000		$ 927,594	$ 4,927,594	$ 4,927,594

CITY OF SCHERTZ
Certificates of Obligation, Series 2022A

Original Issue Amount $18,530,000

Utility Fund

Purpose: Water System Improvements

Date	Principal	Coupon	Interest	Debt Service	Fiscal Total
02/01/27	380,000	5.000%	195,975.00	575,975.00	
08/01/27			186,475.00	186,475.00	
09/30/27					762,450.00
02/01/28	400,000	5.000%	186,475.00	586,475.00	
08/01/28			176,475.00	176,475.00	
09/30/28					762,950.00
02/01/29	420,000	5.000%	176,475.00	596,475.00	
08/01/29			165,975.00	165,975.00	
09/30/29					762,450.00
02/01/30	445,000	5.000%	165,975.00	610,975.00	
08/01/30			154,850.00	154,850.00	
09/30/30					765,825.00
02/01/31	465,000	5.000%	154,850.00	619,850.00	
08/01/31			143,225.00	143,225.00	
09/30/31					763,075.00
02/01/32	490,000	5.000%	143,225.00	633,225.00	
08/01/32			130,975.00	130,975.00	
09/30/32					764,200.00
02/01/33	515,000	5.000%	130,975.00	645,975.00	
08/01/33			118,100.00	118,100.00	
09/30/33					764,075.00
02/01/34	540,000	5.000%	118,100.00	658,100.00	
08/01/34			104,600.00	104,600.00	
09/30/34					762,700.00
02/01/35	565,000	4.000%	104,600.00	669,600.00	
08/01/35			93,300.00	93,300.00	
09/30/35					762,900.00
02/01/36	590,000	4.000%	93,300.00	683,300.00	
08/01/36			81,500.00	81,500.00	
09/30/36					764,800.00
02/01/37	615,000	4.000%	81,500.00	696,500.00	
08/01/37			69,200.00	69,200.00	
09/30/37					765,700.00
02/01/38	640,000	4.000%	69,200.00	709,200.00	
08/01/38			56,400.00	56,400.00	
09/30/38					765,600.00
02/01/39	665,000	4.000%	56,400.00	721,400.00	

CITY OF SCHERTZ
Certificates of Obligation, Series 2022A

Original Issue Amount $18,530,000

Utility Fund

Purpose: Water System Improvements

Date	Principal	Coupon	Interest	Debt Service	Fiscal Total
08/01/39			43,100.00	43,100.00	
09/30/39					764,500.00
02/01/40	690,000	4.000%	43,100.00	733,100.00	
08/01/40			29,300.00	29,300.00	
09/30/40					762,400.00
02/01/41	720,000	4.000%	29,300.00	749,300.00	
08/01/41			14,900.00	14,900.00	
09/30/41					764,200.00
02/01/42	745,000	4.000%	14,900.00	759,900.00	
09/30/42					759,900.00
	$ 8,885,000		$ 3,332,725	$ 12,217,725	$ 12,217,725

CITY OF SCHERTZ
Certificates of Obligation Bonds, Series 2025

Original Issue Amount $26,290,000

Utility Fund

Purpose: Utility System Improvements

Date	Principal	Coupon	Interest	Debt Service	Fiscal Total
02/01/27	825,000	5.000%	636,625.00	1,461,625.00	
08/01/27			616,000.00	616,000.00	
09/30/27					2,077,625.00
02/01/28	865,000	5.000%	616,000.00	1,481,000.00	
08/01/28			594,375.00	594,375.00	
09/30/28					2,075,375.00
02/01/29	910,000	5.000%	594,375.00	1,504,375.00	
08/01/29			571,625.00	571,625.00	
09/30/29					2,076,000.00
02/01/30	955,000	5.000%	571,625.00	1,526,625.00	
08/01/30			547,750.00	547,750.00	
09/30/30					2,074,375.00
02/01/31	1,005,000	5.000%	547,750.00	1,552,750.00	
08/01/31			522,625.00	522,625.00	
09/30/31					2,075,375.00
02/01/32	1,060,000	5.000%	522,625.00	1,582,625.00	
08/01/32			496,125.00	496,125.00	
09/30/32					2,078,750.00
02/01/33	1,110,000	5.000%	496,125.00	1,606,125.00	
08/01/33			468,375.00	468,375.00	
09/30/33					2,074,500.00
02/01/34	1,170,000	5.000%	468,375.00	1,638,375.00	
08/01/34			439,125.00	439,125.00	
09/30/34					2,077,500.00
02/01/35	1,230,000	5.000%	439,125.00	1,669,125.00	
08/01/35			408,375.00	408,375.00	
09/30/35					2,077,500.00
02/01/36	1,290,000	5.000%	408,375.00	1,698,375.00	
08/01/36			376,125.00	376,125.00	
09/30/36					2,074,500.00
02/01/37	1,360,000	5.000%	376,125.00	1,736,125.00	
08/01/37			342,125.00	342,125.00	
09/30/37					2,078,250.00
02/01/38	1,425,000	5.000%	342,125.00	1,767,125.00	
08/01/38			306,500.00	306,500.00	
09/30/38					2,073,625.00
02/01/39	1,500,000	5.000%	306,500.00	1,806,500.00	

CITY OF SCHERTZ
Certificates of Obligation Bonds, Series 2025

Original Issue Amount $26,290,000

Utility Fund

Purpose: Utility System Improvements

Date	Principal	Coupon	Interest	Debt Service	Fiscal Total
08/01/39			269,000.00	269,000.00	
09/30/39					2,075,500.00
02/01/40	1,575,000	5.000%	269,000.00	1,844,000.00	
08/01/40			229,625.00	229,625.00	
09/30/40					2,073,625.00
02/01/41	1,660,000	5.000%	229,625.00	1,889,625.00	
08/01/41			188,125.00	188,125.00	
09/30/41					2,077,750.00
02/01/42	1,745,000	5.000%	188,125.00	1,933,125.00	
08/01/42			144,500.00	144,500.00	
09/30/42					2,077,625.00
02/01/43	1,835,000	5.000%	144,500.00	1,979,500.00	
08/01/43			98,625.00	98,625.00	
09/30/43					2,078,125.00
02/01/44	1,925,000	5.000%	98,625.00	2,023,625.00	
08/01/44			50,500.00	50,500.00	
09/30/44					2,074,125.00
02/01/45	2,020,000	5.000%	50,500.00	2,070,500.00	
09/30/45					2,070,500.00
	$ 25,465,000		$ 13,975,625	$ 39,440,625	$ 39,440,625

The Schertz/Seguin Local Government Corporation

Contract Revenue Bonds

Paid 1/2 Schertz, 1/2 Seguin

Fiscal Year Ending 9/30	Series 2001	2016	BP-S 2016	S-2018	Series 2022	Series 2022A	Series 2023	Series 2025	Total	Schertz Debt Payment
2027	520,000	2,225,659	828,137	1,323,725	3,094,106	233,175	287,813	842,500	9,355,115	4,677,558
2028	520,000	2,219,166	828,137	1,326,975	3,100,288	231,925	310,863	837,500	9,374,854	4,687,427
2029	520,000	2,220,811	828,137	1,328,225	3,097,857	230,675	308,163	832,500	9,366,368	4,683,184
2030	520,000	2,217,486	828,137	1,327,475	3,091,333	229,425	305,463	827,500	9,346,819	4,673,410
2031	2,268,330	2,216,266	828,137	1,324,200	1,354,435	228,175	302,763	822,500	9,344,806	4,672,403
2032	2,272,390	2,217,804	828,137	1,323,700	1,358,441	226,925	300,063	817,500	9,344,960	4,672,480
2033	2,271,250	2,217,790	828,137	1,321,800	1,361,140	225,800	321,613	812,500	9,360,030	4,680,015
2034	2,269,780	2,216,040	828,137	1,323,400	1,362,487	224,800	341,900	807,500	9,374,044	4,687,022
2035	2,272,590	2,216,437	1,128,137	1,323,400	1,357,670	223,800	341,538	802,500	9,666,072	4,833,036
2036		2,216,117	1,518,567	1,326,700	3,614,816	222,800	350,625	812,125	10,061,750	5,030,875
2037		2,219,127	1,920,887	1,328,200	3,621,256	221,800	329,713	791,750	10,432,733	5,216,367
2038		2,217,979	1,921,962	1,323,000	3,631,933	220,800	324,213	786,750	10,426,637	5,213,319
2039		2,220,580	1,921,653	1,326,000	3,625,838	219,800	318,713	781,750	10,414,334	5,207,167
2040		2,221,791	1,924,960	1,327,000	3,623,500	218,800	322,938	786,500	10,425,489	5,212,745
2041		2,221,612	1,921,710	1,326,000	3,622,050	217,800	326,613	790,750	10,426,535	5,213,268
2042		2,225,043	1,927,076		305,375	442,200	689,563	1,155,250	6,744,507	3,372,254
2043		2,220,642	1,925,084		305,400	431,681	666,925	1,130,250	6,679,982	3,339,991
2044		2,219,531	1,921,152		300,163	420,844	639,150	1,105,250	6,606,090	3,303,045
2045		$2,216,553	$1,915,280			$410,006	$617,513	$1,177,750	6,337,102	3,168,551
2046		$2,211,710	$1,912,468			$399,169	$591,375	$1,152,625	6,267,347	3,133,674
2047			$1,912,522			$660,375	$1,328,994	$1,848,750	5,750,641	2,875,321
2048			$1,910,063			$638,500		$1,927,500	4,476,063	2,238,032
2049			$1,905,635			$616,375		$1,852,500	4,374,510	2,187,255
2050			$1,904,238			$608,625		$1,777,500	4,290,363	2,145,182
2051			$1,900,693			$604,750		$1,702,500	4,207,943	2,103,972
2052								$3,382,500	3,382,500	1,691,250
	$13,434,340	$44,378,144	$38,017,183	$19,879,800	$41,828,088	$8,609,025	$9,326,514	$30,364,500	$205,837,594	$102,918,797

DRAINAGE

FUND: 204 DRAINAGE FUND

DEPARTMENT DESCRIPTION

The Public Works Drainage Division contributes to a safe and livable community and protects infrastructure investment through the maintenance and management of drainage channels, storm water inlets, floodways, road right-of-way, alleys, and compliance with regulations that potentially affects drainage infrastructure. The revenues come from a fee charged to “users”. A “user” is any citizen or business that owns impervious surfaces and/or any man-made structure, such as buildings, parking lots, or driveways.

GOALS FOR FY 2026-27

- The Drainage Division supports the Infrastructure Investment goal of developing and maintaining the City’s drainage system by inspecting and maintaining City storm water inlets and other flood control structures with a goal of inspecting and rehabilitation/repair of 20% of the drainage system annually.
- The Drainage Division supports the Infrastructure Investment goal by developing and maintaining a sustainable approach to drainage system repairs with a goal of inspecting at least 20% of the MS4 outfalls annually.
- The Drainage Division supports the Safe and Livable Community goal of safeguarding public safety by maintaining City drainage systems to ensure the system performs as designed during weather events with a goal of maintaining 100% of the vegetation of the drainage system quarterly.

BUDGET HIGHLIGHTS

Revenue: The FY 2026-27 Budget increased 52.1% from the FY 2025-26 year-end estimate from updated drainage fee valuation.

Expenses: The FY 2026-27 Budget will increase 8.4% from the FY 2025-26 year-end estimate due to increase to the drainage channel maintenance budget in response to rising costs for construction and maintenance.

FUND: 204 DRAINAGE FUND

Budget	2023-24 Actual	2024-25 Actual	2025-26 Estimate	2026-27 Budget
Revenues Permits & Licenses	$14,550	$9,150	$10,000	$6,000
Fees	1,354,221	1,392,268	2,043,000	3,103,750
Fund Transfers	0	0	18,283	18,283
Investment Income	38,357	30,098	12,750	32,000
Miscellaneous	2,564,420	9,209,041	0	0
Total	*$3,971,548*	*$10,640,557*	*$2,077,933*	*$3,160,033*
Expenses				
Personnel Services	*$613,853*	*$615,619*	*$871,271*	*$958,347*
Supplies and Equipment	13,919	12,549	35,300	43,100
Utility Services	31,980	27,128	45,000	53,744
Operating Expenses	3,516	4,646	41,820	42,700
Professional Services	0	14,268	2,499	2,500
Non-Operating Expenses	154,567	239,754	5,000	10,000
Fund Transfers	528,746	579,770	579,770	748,385
Repairs and Maitenance	-5,520	47,748	479,000	348,000

FUND: 204 DRAINAGE FUND

Budget	2023-24 Actual	2024-25 Actual	2025-26 Estimate	2026-27 Budget
Debt Services	0	0	0	88,600
Capital Outlay	-3,877	0	333,250	302,800
Projects	0	0	100,000	105,000
Total	*$1,337,184*	*$1,541,483*	*$2,492,910*	*$2,703,176*
Over/-Under	*$2,634,364*	*$9,099,075*	*-$414,977*	*$456,857*

Activity Measures	2023-24 Actual	2024-25 Actual	2025-26 Estimate	2026-27 Budget
Acres of Drainage Ditches Maintained	228.51	228.51	228.51	228.51
Acres of Right-of-Way	95	95	95	95
Acres of Alleys & In-town Easements Maintained	31.99	31.99	31.99	31.99
Quarterly Mowing (%)	100	100	100	100
MS4 Outfalls Total	N/A	N/A	175	175
MS4 Outfalls Inspected	20%	20%	20%	20%
ROW Maintenance & Mowing, Hours	4,720	4,220	4,400	4,600

FUND: 204 DRAINAGE FUND

Activity Measures	2023-24 Actual	2024-25 Actual	2025-26 Estimate	2026-27 Budget
Drainage Mowing, Hours	1488	1650	1750	1800
Drainage Structure Maintenance, Hours	2160	1880	1150	1500
Drainage Structure Repairs & Rehabilitations	N/A	N/A	27	25
Drainage Structure Inspections/Maint. (%)	N/A	N/A	20%	20%
Street Sweeping Miles*	N/A	N/A	8,720	8,000
Authorized Positions	8	8	13	13

*Street Sweeping responsibilities were transferred to the Drainage Utility Division as of FY 25-26.

Supplemental Requests - Drainage Fund FY 2026-2027

Department Number	Supplemental Request Name	Initial Cost	Cumulative	Annual Recurring
579-Drainage	Utility Rate Increase	$ 18,744.00	$ 18,744.00	$ -
579-Drainage	City Liability Insurance Increase	2,450.00	21,194.00	2,450.00
579-Drainage	Interfund Charges Increase	127,500.00	148,694.00	127,500.00
579-Drainage	Health Insurance Cost Increase	12,918.00	161,612.00	12,918.00
579-Drainage	Merit	7,650.00	169,262.00	15,300.00
579-Drainage	Drainage Channel Maint Funding	100,000.00	269,262.00	100,000.00
579-Drainage	Supervisor Vehicle	82,600.00	351,862.00	7,600.00
579-Drainage	JD 5105M Tractor & Shredder	120,200.00	472,062.00	10,200.00
101-NonDepartmental	Class & Comp Study	5,000.00	477,062.00	-
	SubTotal	$ 477,062.00		$ 275,968.00
Below the Cut Line				
579-Drainage	ECI/COLA	7,650.00	484,712.00	7,650.00
579-Drainage	Additional Training Budget	3,250.00	487,962.00	3,250.00
	SubTotal	$ 10,900.00		$ 10,900.00
	Grand Total	$ 487,962.00		

Drainage Supported Debt

Drainage Fund Debt issuances are paid for by fees collected for services. Those fees are set to cover both annual operations and debt service payments. Council reviews 5-Year Rate Plans annually through an independent consultant. The consultants look at utility account and operational cost growth, as well as the CIP timeline and recommend a rate plan to provide adequate funding. These plans are reviewed annually to ensure the most up-to-date information is used to maintain the best rates possible for the residents.

Below is a summary of upcoming debt payments:

Drainage Fund

Year	FY 2027	FY 2028	FY 2029	FY2030	FY2031	FY2032	
2026	84,475	82,725	80,975	84,100	82,100	84,975	- to 2045
Total	**$ 84,475**	**$ 82,725**	**$ 80,975**	**$ 84,100**	**$ 82,100**	**$ 84,975**	

EMERGENCY MEDICAL SERVICES (EMS)

FUND: 203 EMERGENCY MEDICAL SERVICES (EMS)

DEPARTMENT DESCRIPTION

Schertz EMS provides emergency medical services and ambulance transportation to the greater Randolph Region. Covering over 230 square miles, providing ambulance services to the municipalities of Schertz, Cibolo, Live Oak, Marion, Santa Clara, New Berlin, Selma, Universal City, western Guadalupe County, Comal County ESD#6 and JBSA Randolph.

GOALS FOR FY 2026-27

- The EMS Department is committed to the Strategic Goal of Safe and Livable Community by supporting public safety by responding to calls for service with an overall average of 8 minutes or less.
- The EMS Department is committed to the Sustainable Government Strategic Goal of protecting the city's financial stability by ensuring city/county participation contributions are less than 40% of total revenues.
- The EMS Department is committed to the Sense of Community Strategic Goal by supporting at least 5 community events throughout the year.
- The EMS Department is committed to the Safe and Livable Community Strategic Goal by safeguarding public safety with an 8% or higher cardiac arrest survivability rate, which meets the national average, and a 70% or higher STEMI recognition rate.
- The EMS Department is committed to the Sustainable Government Strategic Goal of recruiting and developing employees by teaching EMT classes with students achieving certification with a 90% pass rate.

BUDGET HIGHLIGHTS

Revenue: Revenues for FY 2026-27 Budget are expected to increase 11.8% from FY 2025-26 year-end estimates from an increase in transports and new service contracts with customer cities.

Expenses: The FY 2026-27 Budget will increase 8.1% from the FY 2025-26 year-end estimate due to anticipated wage adjustments and the addition of 5 positions.

FUND: 203 EMERGENCY MEDICAL SERVICES (EMS)

Budget	2023-24 Actual	2024-25 Actual	2025-26 Estimate	2026-27 Budget
Revenues				
Fees	$8,883,162	$10,363,573	$10,629,365	$12,046,704
Inter-Jurisidctional	4,206,348	4,378,550	5,225,581	6,025,532
Fund Transfers	0	0	0	0
Investment Income	24,242	1	0	0
Miscellaneous	215,203	259,313	485,400	202,000.0
Total	*$13,328,955*	*$15,001,436*	*$16,340,346*	*$18,274,236*
Expenses				
Personnel	$8,986,816	$9,771,283	$10,722,655	$10,840,351
Supplies and Equipment	551,765	621,659	574,200	579,400
Utility Services	184,933	180,669	147,000	338,490
Operating Expenses	853,031	1,058,393	1,198,705	1,197,965
Professional Services	107,876	111,821	152,985	117,500
Non-Operating Fund	3,296,388	3,422,609	2,709,171	4,063,571

FUND: 203 EMERGENCY MEDICAL SERVICES (EMS)

Budget	2023-24 Actual	2024-25 Actual	2025-26 Estimate	2026-27 Budget
Charges/Transfers	485,272	605,686	606,166	618,367
Repairs and Maintenance	13,400	12,480	104,939	113,000
Rental/Leasing	-3,412	112,185	136,000	159,880
Capital Outlay	65,530	0	1,090,000	829,462
Total	*$14,541,599*	*$15,896,784*	$17,441,821	$18,857,986
Over/-Under	*-$1,212,644*	*-$895,348*	-$1,101,476	-$583,751

Activity Measures	2023-24 Actual	2024-25 Actual	2025-26 Estimate	2026-27 Budget
City Contribution Ratio	NA	31%	32%	33%
Community Events Supported	NA	5	8	10
Requests for EMS Service	14,495	16,474	16,997	17,337
Transports to Hospitals	9,154	10,054	10,377	10,585
Hospital to Hospital Transports	849	1,057	1,080	1,100
Collections per Transport	$525.87	$604.23	$560.03	$600.00

FUND: 203 EMERGENCY MEDICAL SERVICES (EMS)

Activity Measures	2023-24 Actual	2024-25 Actual	2025-26 Estimate	2026-27 Budget
Students Enrolled in EMT Certification Classes	147	186	160	150
Trips billed for Alamo Heights	691	733	750	800
Members of EMS Passport	401	357	360	365
Average Response Time	13:59	14:06	14:00	13:00
Total Time on Task (Minutes)	59:50	64:30	62:00	60:00
Transport Percentage	63%	61%	60%	60%
Days Sales Outstanding	33.72	35	35	34
Mutual Aid Requested	14	18	20	20
Students Graduated from EMT Certification	69	136	140	140
Critical Failures / 100,000 miles	3.6	2.2	2	2
Fleet Accidents / 100,000 miles	3.4	5.4	4	3
Cardiac Arrest Save %	7.4%	7.8%	8	8
Correct recognition of STEMI	49%	48%	50%	60%
EMT Class Pass Rate	86.34%	89.82%	90%	90%

FUND: 203 EMERGENCY MEDICAL SERVICES (EMS)

Activity Measures	2023-24 Actual	2024-25 Actual	2025-26 Estimate	2026-27 Budget
Authorized Positions Full Time	70	73	77	82
Part Time	20	20	20	20

Supplemental Requests - EMS Fund FY 2026-2027

Department Number	Supplemental Request Name	Initial Cost	Cumulative	Annual Recurring
280-EMS	EMS Outsourcing Increase	$ 129,137.32	$ 129,137.32	$ 129,137.32
280-EMS	1 EMS Billing Specialist	53,133.00	182,270.32	53,133.00
280-EMS	2 full-time EMTs (Medic 9)	87,500.00	269,770.32	175,000.00
280-EMS	2 full-time EMTs (Medic 10) Mid-year	87,500.00	357,270.32	175,000.00
280-EMS	Health Insurance Cost Increase	100,869.00	458,139.32	100,869.00
280-EMS	Merit/Step	110,921.00	569,060.32	221,842.00
280-EMS	Utility Rate Increase	186,289.72	755,350.04	-
280-EMS	City Liability Insurance Increase	30,000.00	785,350.04	30,000.00
280-EMS	Interfund Charges Increase	12,201.00	797,551.04	12,201.00
101-NonDepartmental	Class & Comp Study	10,000.00	807,551.04	-
		$ 807,551.04		$ 897,182.32
Below the Cut Line				
280-EMS	ECI/COLA	69,326.00	876,877.04	69,326.00
	SubTotal	$ 69,326.00		$ 69,326.00
	Grand Total	$ 876,877.04		

SCHERTZ ECONOMIC DEVELOPMENT CORPORATION

DEPARTMENT: ECONOMIC DEVELOPMENT

FUND: 620 CITY OF SCHERTZ ECONOMIC DEVELOPMENT CORPORATION

DESCRIPTION

The Economic Development Corporation's mission is to strengthen the Schertz economy by attracting and retaining businesses, investing in infrastructure, and promoting and enhancing the quality of life for residents and businesses through innovative measures resulting in a sustainable and vibrant community. These efforts will be further enhanced with the completion of a new Comprehensive Economic Development Strategic Plan.

GOALS FOR FY 2026-27

- The SEDC supports the City's Strategic Plan Goal for a Thriving Economy by supporting local businesses through annual business visits that provide needed information for expansion and retention projects by visiting 125 local companies in FY27.
- The SEDC supports the City's Strategic Plan Goal for a Thriving Economy by hosting workforce events that provide opportunities for at least 200 companies to showcase local job opportunities for over 1,300 job seekers.
- The SEDC supports the City's Strategic Plan Goal for a Thriving Economy by participating in a minimum of 15 recruitment trips and working with the prospects to bring new capital investment and create primary jobs for the community.
- The SEDC supports the City's Strategic Plan Goal for a Thriving Economy by funding infrastructure and expansion projects in FY27 for 11 performance agreements that lead to capital investment and job creation in the community.
- The SEDC supports the City's Strategic Plan Goal for a Thriving Economy by providing funding for revitalizing targeted areas including Lookout Road, Abbey Road Upsize, and Park Improvements.

BUDGET HIGHLIGHTS

Revenues: The SEDC receives one-half of one percent of all sales and use tax generated within the City of Schertz. The revenue for FY 2026-27 budget is projected to decrease by 60.2% from the FY 2025-26 year-end estimate. The decrease is due to the ending of the sales tax windfall received the past year and the expected lowering of the Federal Funds Rate which the City's investment income closely follows, as well as having less funds invested overall.

Expenses: The SEDC funds are restricted to those expenses authorized by the Texas Local Government Code sections 501 and 505.

Project Expenses: The SEDC is providing funding for revitalizing targeted areas including Lookout Road, Abbey Road Upsize, and Park Improvements.

DEPARTMENT: ECONOMIC DEVELOPMENT

FUND: 620 CITY OF SCHERTZ ECONOMIC DEVELOPMENT CORPORATION

Budget	2023-24 Actual	2024-25 Actual	2025-26 Estimate	2026-27 Budget
Revenue				
Taxes	$6,698,059	$11,298,737	$22,000,000	$8,207,050
Investment Income	1,868,124	1,736,318	1,770,000	1,260,000
Fund Transfers	190,392	0	0	0
Miscellaneous	1101	0	185	0
Total	*$8,757,676*	*$13,035,055*	*$23,770,185*	*$9,467,050*
Expenses				
Non-Departmental	$572,508	$9,412,349	$15,299,100	$2,335,963
Personnel Services	15,723	19,254	27,775	28,775
Supplies and Equipment	49,252	43,223	58,975	59,175
City Supported Services	5,009	3,997	113,100	213,100
Utility Services	443	490	975	975
Operating Expenses	230,572	144,996	398,535	398,535
Professional Services	9,924	9,170	61,300	61,300
Fund Charges/Transfers	546,883	609,080	641,703	664,113
Capital Outlay	*0*	*0*	*0*	*235,000*
Total Schertz EDC	*$1,430,315*	*$10,242,558*	*$16,601,463*	*$24,996,936*
Over/-Under	*$7,327,361*	*$2,792,498*	*$7,168,722*	*-$15,529,886*

DEPARTMENT: ECONOMIC DEVELOPMENT

FUND: 620 CITY OF SCHERTZ ECONOMIC DEVELOPMENT CORPORATION

Activity Measures	2024 Actual	2025 Actual	2026 Estimate	2027 Estimate
Business Visits	68	84	100	125
Job Fair Attendees	1,145	1,195	1,245	1,300
Recruitment Events	12	12	10	15
New Prospects	45	85	90	90
Performance Agmts	18	13	11	11
Road/Park Projects	2	2	2	3
Authorized Positions	4	4	4	4

SPECIAL REVENUE FUNDS

FUND: 106 SPECIAL EVENTS

DEPARTMENT DESCRIPTION

The Special Events Fund is designated to monitor and manage funds appropriated to host community events, sponsored or co-sponsored, by the City of Schertz. Events include Kick Cancer and the Hal Baldwin Scholarship Program.

BUDGET HIGHLIGHTS

Revenue: Revenue budget is now set at $20,000 each year and any additional covers event expenses.

Expenses: The Special Events Fund FY 2026-27 Budget is set at $35,000 with no change in operations.

Budget	2023-24 Actual	2024-25 Actual	2025-26 Estimate	2026-27 Budget
Revenues Fund Charges/Transfers	$1,074	$0	$0	$0
Investment Income	1,074	226	0	0
Kick Cancer	24,109	18,032	17,163	20,000
Hal Baldwin Scholarship	47,461	38,731	50,489	0
Total	*$73,800*	*$56,989*	$67,652	$20,000
Expenses Kick Cancer	$24,109	$18,032	$17,163	$20,000
Hal Baldwin Scholarship	$30,214	32,035	50,489	15,000
Total	*$54,404*	*$50,067*	$67,652	$35,000

FUND: 110 PUBLIC, EDUCATIONAL, AND GOVERNMENT (PEG) ACCESS FUND

DEPARTMENT DESCRIPTION

The PEG Fund is dedicated to providing communication infrastructure in the City. This will allow the City to better reach the citizens with necessary information. This fund is commonly used for public access television and institutional network capacity. Currently the level of funding from the collected fees is not great enough to warrant a public access channel but could be used so in the future.

BUDGET HIGHLIGHTS

Revenue: Revenues for FY 2026-27 Budget are expected to to stay the same from the FY 2025-26 year-end estimates.

Expenses: The PEG Fund FY 2026-27 Budget stayed the same $64,000 with the continued implementation of the communication master plan.

Budget	2023-24 Actual	2024-25 Actual	2025-26 Estimate	2026-27 Budget
Revenues				
Franchises	$63,969	$55,148	$60,000	$64,000
Total	*$63,969*	*$55,148*	*$60,000*	*$64,000*
Expenses				
Misc & Projects	$65,286	$6,338	$60,000	$64,000
Total	*$65,286*	*$6,338*	*$60,000*	*$64,000*

DEPARTMENT: VEHICLE AND REPLACEMENT FUND

FUND: 111

DEPARTMENT DESCRIPTION

This fund has been set up to use for the replacement of all city vehicles in the general fund once the life of a vehicle is over.

BUDGET HIGHLIGHTS

New fund set up this year for replacement of city vehicles.

Budget	2023-24 Actual	2024-25 Actual	2025-26 Estimate	2026-27 Budget
Capital Outlay-Engineering	$0	$0	$0	$62,500
Capital Outlay-Police	0	0	0	1,770,000
Capital Outlay-Fire	0	0	0	195,000
Capital Outlay-Inspections	0	0	0	62,500
Capital Outlay-Neighborhood Services	0	0	0	57,500
Capital Outlay-Streets	0	0	0	272,000
Capital Outlay-Parks	0	0	0	218,000
Total	*$0*	*$0*	$0	$2,637,500

FUND: 314 HOTEL/MOTEL OCCUPANCY TAX

DESCRIPTION

Revenues for the Hotel/Motel Fund are derived from a 7% tax on rooms rented in the City. There are five hotels in Schertz: Best Western Plus with 61 rooms, Hampton Inn with 98 rooms, La Quinta with 81 rooms and Fairfield Inn with 118 rooms and Candlewood Suites with 80 rooms. These revenues are used to support Schertz as a destination location. Advertising campaigns to increase awareness of all Schertz has to offer to reach citizens across the State and beyond.

BUDGET HIGHLIGHTS

Revenue: Revenue for FY 2026-27 Budget is expected to remain the same from the current year budget.

Expenses: The Hotel Motel Tax Fund FY 2026-27 Budget increases 7.9% from FY 2025-26 year-end estimate. The change for this year expenses will be caused by portable stage replacement at Civic Center and power installations in the Ballroom of the Civic Center.

Budget	2023-24 Actual	2024-25 Actual	2025-26 Estimate	2026-27 Budget
Revenue				
Taxes	$849,265	$886,356	$900,000	$1,100,000
Investment Income	154,834	165,507	141,500	126,500
Total	*$1,003,704*	*$1,086,066*	*$1,041,500*	*$1,226,500*
Expenses				
Operating Expenses	$49,092	$41,928	$57,000	$104,322
Professional Services	1,762	1,260	1300	1,000
Fund Charges/Transfers	80,265	82,976	44970	0
Repairs and Maintenance	0	0	0	25,000
Capital Outlay	48,071	4,758	40,000	24,219
Projects	0	78,400	0	0
Total	*$180,258*	*$209,322*	*$143,270*	*$154,541*

Supplemental Requests - Special Revenues Funds FY 2026-2027

Department Number	Fund	Supplemental Request Name	Initial Cost	Cumulative	Annual Recurring
464-Event Facilities	314-HOT	Stage Replacement	19,339.00	19,339.00	-
464-Event Facilities	314-HOT	Permanent Expo Power	4,880.00	24,219.00	-
			$ 24,219.00		$ -
Below the Cut Line					
		SubTotal	$ -		$ -
		Grand Total	$ 24,219.00		

FUND: 317 PARK FUND

DESCRIPTION

The Park Fund is a special fund designated to monitor and manage funds for the management of the City of Schertz Urban Forest and capital improvements of the City of Schertz Park System. The Fund is composed of parkland dedication revenues. Revenues are derived from developer fees (in lieu of parkland dedication), local citizen groups, state, local nonprofit neighborhood associations, homeowners' associations (HOA's), regional non-profit grants, and donations.

BUDGET HIGHLIGHTS

Revenue: The revenue for the FY 2026-27 Budget is expected to be $154,750 in anticipation of a new development that will pay into the fund.

Expenses: The FY 2026-27 Budget is set at $100,000 to utilize incoming funds for park improvements.

Budget	2023-24 Actual	2024-25 Actual	2025-26 Estimate	2026-27 Budget
Revenue				
Fees	$446,138	$58,000	$38,000	$150,000
Investment Income	8,975	24,310	18,750	4,750
Total	*$455,112*	*$82,310*	*$56,750*	*$154,750*
Expenses				
Professional Services	$0	$0	$0	$0
Capital Outlay	0	15,622	0	100,000
Total	*$0*	*$15,622*	*$0*	*$100,000*
Over/-Under	*$455,112*	*$66,688*	*$56,750*	*$54,750*

FUND: 319 TREE MITIGATION

DESCRIPTION

Tree Mitigation Fund is a special fund that is derived from revenue from permits for tree removal issued in connection with a building permit, subdivision plan, and site plan. These funds are used to replace trees on City Parks, City owned property, public lands, and SCUCISD school property.

BUDGET HIGHLIGHTS

Revenue: The revenue for the FY 2026-27 Budget is expected to stay the same from 2025-26 year-end estimate.

Expenses: The FY 2026-27 Budget stays the same from FY 2025-26 year-end estimate.

Budget	2023-24 Actual	2024-25 Actual	2025-26 Estimate	2026-27 Budget
Revenue				
Fees	$555,380	$218,482	$280,000	$100,000
Investment Income	62,728	58,676	46,500	49,250
Total	*$618,108*	*$277,157*	*$326,500*	*$149,250*
Expenses				
Maitenence Services	$81,429	$103,686	$25,000	$85,000
Total	*$81,429*	*$103,686*	*$25,000*	*$85,000*
Over/-Under	*$536,679*	*$173,472*	*301,500*	*$64,250*

FUND: 431 ROADWAY IMPACT FEE AREA 1

DESCRIPTION

The Roadway Impact Fee program is designated to support future growth of population and commercial roadway demands while keeping bond supported programs to a minimum. Impact funds must be used within ten years of collection date. Projects must meet requirements laid out in the impact fee study, including expanding roadway capacity by adding new roads or widening existing roads and funds must be spent in the area they are collected. The City is divided up into 4 separate roadway zones.

BUDGET HIGHLIGHTS

The FY 2026-27 Budget will be set at $5,000 for any professional services or studies that need to be completed.

Budget	2023-24 Actual	2024-25 Actual	2025-26 Estimate	2026-27 Budget
Revenue				
Fees	$446,485	$91,070	$400,000	$300,000
Investment Income	67,776	76,849	62,100	55,300
Total	*$514,261*	*$167,919*	*$462,100*	*$355,300*
Expenses				
Professional Services	$0	$1,206	$22,000	$5,000
Fund Charges/Transfers	0	0	0	1,200,000
Total	*$0*	*$1,206*	*$22,000*	*$5,000*
Over/-Under	*$514,261*	*$166,713*	*$440,300*	*$350,300*

FUND: 432 ROADWAY IMPACT FEE AREA 2

DESCRIPTION

The Roadway Impact Fee program is designated to support future growth of population and commercial roadway demands while keeping bond supported programs to a minimum. Impact funds must be used within ten years of collection date. Projects must meet requirements laid out in the impact fee study, including expanding roadway capacity by adding new roads or widening existing roads and funds must be spent in the area they are collected. The City is divided up into 4 separate roadway zones.

BUDGET HIGHLIGHTS

The FY 2026-27 Budget will be set at $105,000 for any professional services or studies that need to be completed.

Budget	2023-24 Actual	2024-25 Actual	2025-26 Estimate	2026-27 Budget
Revenue				
Fees	$183,256	$114,829	$30,000	$200,000
Investment Income	41,063	38,510	30,150	27,650
Total	*$224,319*	*$153,340*	*$60,150*	*$227,650*
Expenses				
City Supported Services	$57,305	$54,977	$34,449	$100,000
Professional Services	0	1,206	22,000	5,000
Fund Charges/Transfers	0	0	0	892,975
Total	*$57,305*	*$56,183*	*$56,449*	*$997,975*
Over/-Under	*$167,014*	*$97,157*	*$3,701*	*-$770,325*

FUND: 433 ROADWAY IMPACT FEE AREA 3

DESCRIPTION

The Roadway Impact Fee program is designated to support future growth of population and commercial roadway demands while keeping bond supported programs to a minimum. Impact funds must be used within ten years of collection date. Projects must meet requirements laid out in the impact fee study, including expanding roadway capacity by adding new roads or widening existing roads and funds must be spent in the area they are collected. The City is divided up into 4 separate roadway zones.

BUDGET HIGHLIGHTS

The FY 2026-27 Budget will be set at $5,000 for any professional services or studies that need to be completed.

Budget	2023-24 Actual	2024-25 Actual	2025-26 Estimate	2026-27 Budget
Revenue				
Fees	$853,298	$518,980	$200,000	$350,000
Investment Income	108,200	113,396	100,175	75,250
Total	*$961,498*	*$632,376*	*$300,175*	*$425,250*
Expenses				
Professional Services	$0	$1,206	$22,000	$5,000
Projects	0	0	0	0
Total	*$0*	*$0*	*$22,000*	*$5,000*
Over/-Under	*$961,498*	*$631,170*	*$278,175*	*$420,250*

FUND: 434 ROADWAY IMPACT FEE AREA 4

DESCRIPTION

The Roadway Impact Fee program is designated to support future growth of population and commercial roadway demands while keeping bond supported programs to a minimum. Impact funds must be used within ten years of collection date. Projects must meet requirements laid out in the impact fee study, including expanding roadway capacity by adding new roads or widening existing roads and funds must be spent in the area they are collected. The City is divided up into 4 separate roadway zones.

BUDGET HIGHLIGHTS

The FY 2026-27 Budget will be set at $3,000 for any professional services or studies that need to be completed.

Budget	2023-24 Actual	2024-25 Actual	2025-26 Estimate	2026-27 Budget
Revenue				
Fees	$0	$0	$100,000	$3,000
Investment Income	362	326	1,010	315
Total	*$362*	*$326*	*$101,010*	*$3,315*
Expenses				
Professional Services	$0	$1,206	$22,000	$3,000
Total	*$0*	*$1,206*	*$22,000*	*$3,000*
Over/-Under	*$362*	*-$879*	*$79,010*	*$315*

FUND: 609 LIBRARY FUND

DESCRIPTION

The purpose of the Library Advisory Board is to provide citizen input to the City of Schertz on Library policy and operation and to raise community awareness of the library and its services. The Library Advisory Board oversees various fund-raising activities including the operation of the Read Before Bookstore and book consignment sales with all proceeds providing supplementary funding for library materials, programs, projects and building enhancements.

BUDGET HIGHLIGHTS

Revenues: Revenue for FY 2026-27 is expected to decrease $1,505 from the FY 2025-26 estimate.

Expenses: The Library Fund's FY 2026-27 Budget will increase $16k from the FY 2025-26 year-end estimate due to transferring money from their investment account to operating budget to complete a few projects and continue funding an electronic resource for a 2nd year.

Budget	2023-24 Actual	2024-25 Actual	2025-26 Estimate	2026-27 Budget
Revenue				
Fees	$19,008	$19,937	$20,000	$20,000
Fund Transfers	0	0	0	0
Investment Income	4,115	3,553	3,000	1,500
Miscellaneous	69	47	5	0
Total	*$23,192*	*$23,537*	*$23,005*	*$21,500*
Expenses				
Supplies and Equipment	$4,700	$2,889	$7,500	$14,500
Operating Expenses	12,180	10,534	10,000	18,000
Capital Outlay	6,585	0	0	0
Fund Charges/Transfers	0	0	0	5,000
Total	*$23,465*	*$13,423*	*$17,500*	*$37,500*
Over/-Under	*-$273*	*$10,114*	*$5,505*	*-$16,000*

Supplemental Requests - Special Revenues Funds FY 2026-2027

Department Number	Fund	Supplemental Request Name	Initial Cost	Cumulative	Annual Recurring
665-Library	609-Library Advisory Board	LAB Base Budget Adjustment	$ 11,000.00	$ 11,000.00	$ -
			$ 11,000.00		$ -
Below the Cut Line					
		SubTotal	$ -		$ -
		Grand Total	$ 11,000.00		

FUND: 615 HISTORICAL COMMITTEE

DESCRIPTION

To gather, preserve, and make available to the public historical information regarding people, places, and events that have contributed to the development of the City of Schertz. The Historical Committee reviews locations for possible historic value and distributes books about the history of Schertz.

BUDGET HIGHLIGHTS

Revenues: Revenue for FY 2026-27 will remain at the same funding allocation as FY 2025-26.

Expenses: The Historical Committee's FY 2026-27 Budget will increase slightly over the FY 2025-26 estimate.

Budget	2023-24 Actual	2024-25 Actual	2025-26 Estimate	2026-27 Budget
Revenue				
Fees	$215	$321	$2,000	$1,000
Fund Transfers	0	0	10,750	10,750
Miscellaneous	-95	147	100	2,500
Total	*$120*	*$468*	*$12,850*	*$14,250*
Expenses				
Personnel Services	$0	$0	$4,150	$4,150
Supplies and Equipme	3,949	1,692	4,000	7,000
Operating Expenses	173	284	3,000	500
Professional Services	0	0	400	400
Total	*$4,122*	*$1,976*	*$11,550*	*$12,050*
Over/-Under	*-$4,002*	*-$1,507*	*$1,300*	*$2,200*

CAPITAL IMPROVEMENTS PROGRAM

CAPITAL IMPROVEMENTS PLAN (CIP)

On an annual basis, Schertz adopts a 10-year Capital Improvements Program (CIP), the first year of which is adopted as the Capital Budget along with the annual budget. This Plan outlines projects to be funded by available revenue and debt sources, in which years those expenses and funding will occur, along with a description of each project and location. Projects included in the CIP are generally either over $1,000,000 or are funded by debt for tracking and transparency purposes. Projects under $1,000,000 are generally included in the operating funds instead of the CIP.

Projects are identified to be added to the plan from adopted Master Plans, like the Water and Wastewater Master Plan, the Drainage Master Plan, and the Streets Master Plan. Associated Impact Fee Studies also identify projects for which those fees can only be spent.

Other determining factors include the wear on the infrastructure, the frequency of use the infrastructure sees, and the community impact of the projects. The projects that are highest on the list often are in most need of repair while having frequent use and high community impacts on health and public safety. Staff makes the prioritization recommendation for Council's consideration based on these factors. Council may make changes to the recommendation during the adoption process.

General Government CIP projects include Streets, Parks, and Facilities categories. These are funded from contributions from the General Fund, the Economic Development Fund, tax-funded debt, impact fees, or grants. Some projects may also be eligible for funding from contributions from Special Revenue Funds if they meet specific criteria.

Water and Wastewater (Sewer) CIP projects are funded with cash contributions from the Water & Sewer Fund, debt that is paid from service fees, grants, impact fees and Drainage CIP projects are funded by drainage fees, debt, grants, and cash contributions from the General Fund.

CAPITAL IMPROVEMENTS PROGRAM

General Fund Projects

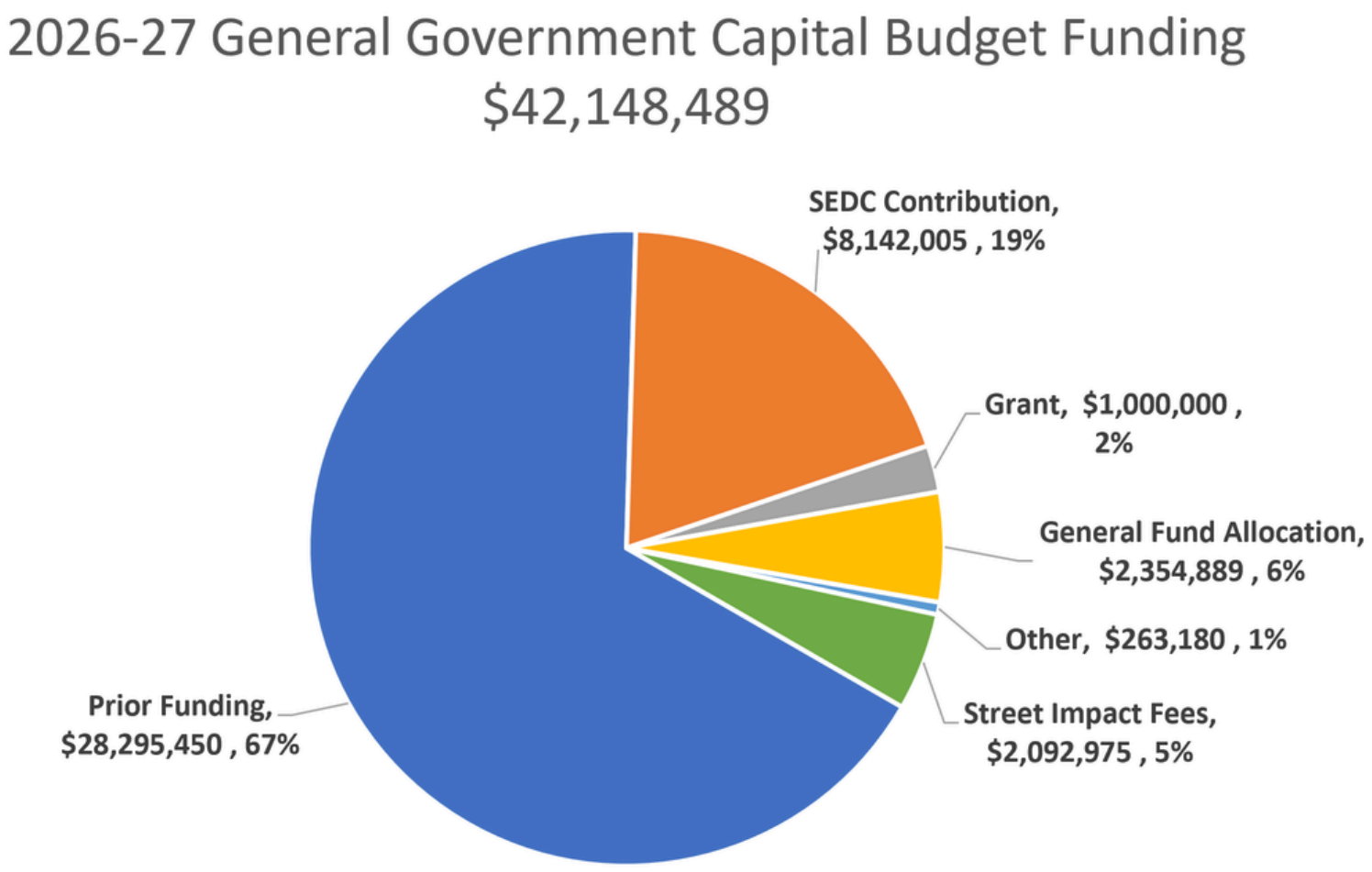

CAPITAL IMPROVEMENTS PROGRAM

FY 2026-27 CAPITAL BUDGET

Streets	
Lookout Road Reconstruction	$3,195,406
Main Street Improvements	$10,000,000
Lower Seguin Road Reconstruction	$9,981,000
2025 Street Preservation & Maintenance (SPAM)	$95,231
Kramer Farm Subdivision Rehabilitation	$1,000,000
Boenig, Ware Seguin to Greytown Rehabilitation	$960,000
Annual (SPAM)	$800,000
Northcliffe Country Club Estate Street Rehabilitation	$500,000
Savannah Drive Mill and Overlay Rehabilitation	$250,000
Live Oak Extension	$892,975
Old Wiederstein Extension	$700,000
Total:	**$29,574,611**
Parks	
Hilltop/Homestead Park Development	$583,900
Community Circle Park Development	$4,705,500
West Dietz Trail	$1,603,069
Total:	**$6,892,469**
Facilities	
Fire Station 4	$4,595,435
Pave Grassy Parking Areas	$185,984
Generator Replacement at Community Center	$300,000
Generator Replacement at Public Safety Complex	$600,000
Total:	**$5,691,419**
Total General Government Projects:	**$42,148,499**

CAPITAL IMPROVEMENTS PROGRAM

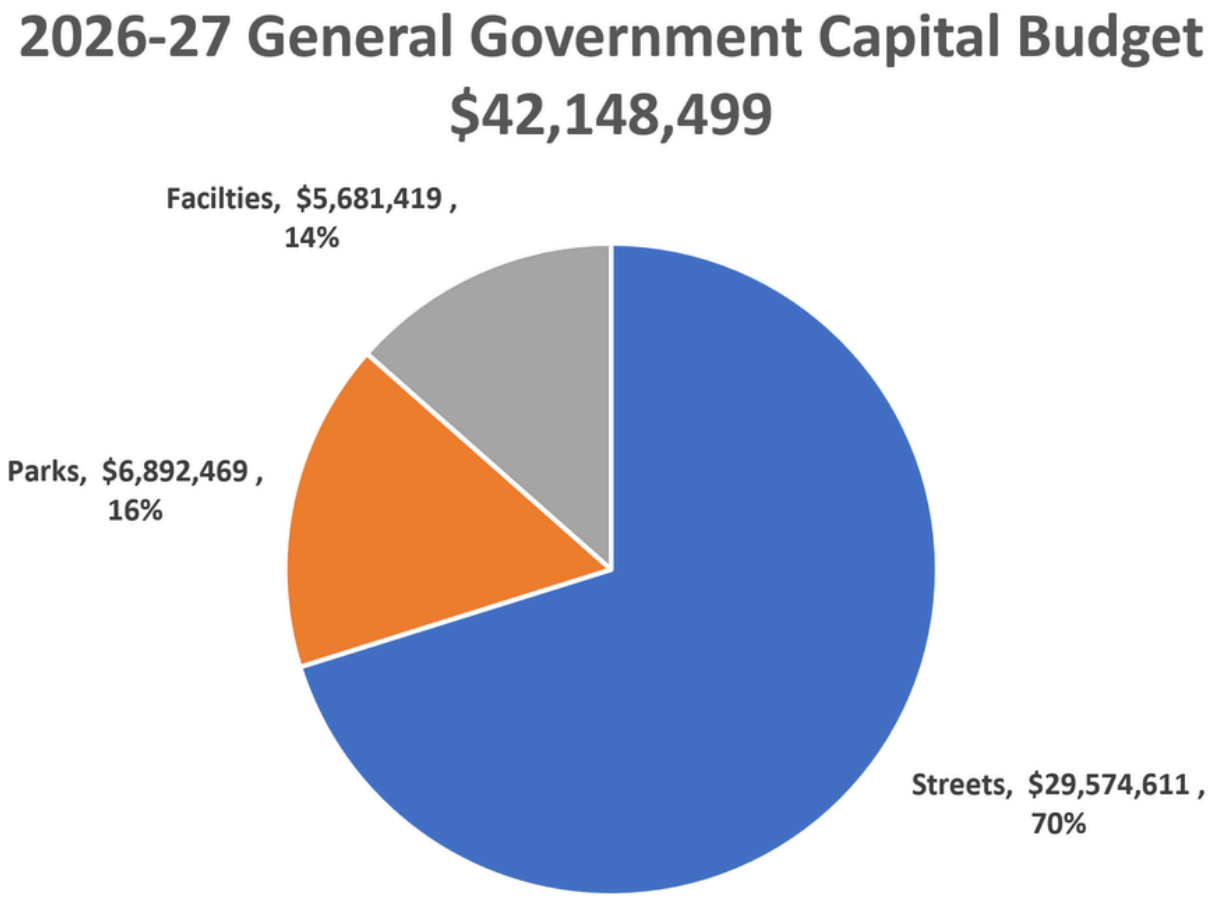

Operating Impacts:

Fire Station 4 has had an operating impact as the City hires the new firefighters in groups in advance of the new station opening. Total stagging for the new station would be 12 employees: 3 Firefighters, 3 Fire Apparatus Operators (FAO), 2 Lieutenants and a Battalion Chief. FY 2026-27 will see full year funding of all positions. These positions have a grand total impact of $1,300,000 annually to open the new station.

The additional Park acreage will be added to the existing mowing contract. Current estimates would be an additional $28,000 annually including both parks.

CAPITAL IMPROVEMENTS PROGRAM

Drainage Projects

Drainage will have 7 projects going in FY 2026-27. Wendy Swan Drainage Improvements at $1,100,000 and FM 1518 City Park Underground Drainage Upgrade for $45,000. Both projects' funding for the year will come from the Drainage Fund Reserve and will have no material operating impacts.

Drainage Projects	
FM 78 South Channel Silt Removal	$800,000
Wendy Swan Drainage Improvements	$725,000
Kramer Farms Drainage Improvements	$1,000,000
Woodbridge Drainage Improvements	$100,000
Portage Lane Culvert Replacement and Channel Rehab	$775,000
Morning Drive Culvert Replacement and Channel Rehab	$825,000
Oak Forest Channel Improvements	$200,000
Total:	**$4,425,000**

New funding to complete the project list is proposed to be raised from bonds, equaling $3,925,000 with the remaining $500,000 coming from prior year funding.

Water and Wastewater Projects

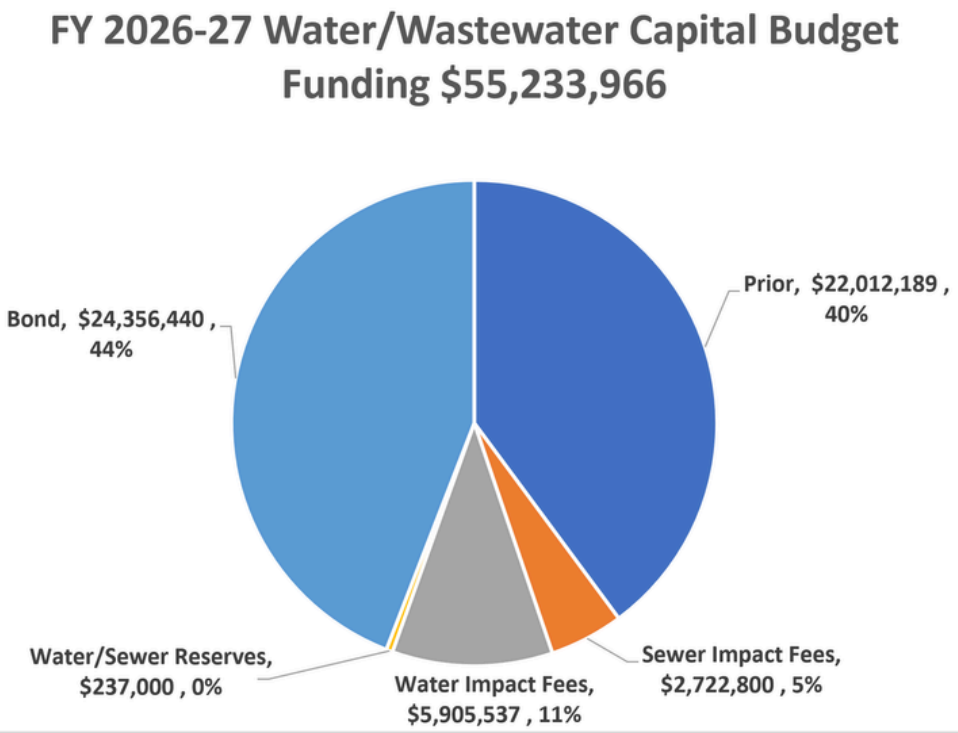

CAPITAL IMPROVEMENTS PROGRAM

FY 2026-27 WATER AND WASTEWATER CAPITAL BUDGET

Water Projects	
FM 1518 Utility RelocationsFM 1518 Utility Relocations	$5,562,201
Elevated Storage Tank Pipe Replacement	$1,485,000
Ware Seguin/Lower Seguin/Greytown/Pfeil Loop Lines	$4,168,745
Schertz Parkway 16” Replacement Waterline	$1,115,000
IH 35 NEX Utility Relocations North Section	$6,142,513
Schwab Rd to Eckhardt Rd 12” Water Line Installation	$1,560,000
FM 3009 Replacement of 18’ Transmission Line	$3,650,000
IH 35 Ground Storage Tank and Pumping Station	$4,425,865
Moonlight Meadow & Lost Meadow Water Line	$1,350,000
Robbinhood Way Water Line Replacement	$4,223,495
Northcliffe Country Club Estates Water Main Replacement	$8,200,000
E Live Oak to IH 35 Dedicated Water Transmission Main	$1,500,000
Existing W-S Site Development	$175,000
Bubbling Springs Waterline Replacement	$1,100,000
Ware Seguin Pump Station Expansion Phase 1	$1,997,000
Total:	**$47,133,966**

CAPITAL IMPROVEMENTS PROGRAM

FY 2026-27 WATER AND WASTEWATER CAPITAL BUDGET

Wastewater Projects	
Riata Lift Station Relocation	$100,000
Decommission Corbett Lift Station	$2,050,000
Cibolo West Installation of Wastewater Trunk Main	$2,000,000
Wiederstein Road 8” Gravity Line Installation	$330,000
Aranda 8” Gravity Line	$250,000
Northcliffe Lift Station Upgrade	$2,270,000
Town Creek Installation of Wastewater Gravity Line IV Section 1	$700,000
Town Creek Installation of Wastewater Gravity Line IV Section 2	$400,000
Total:	$81,000,000
Total Water/Wastewater Capital Budget:	$55,233,966

These projects will have minimal annual operating impacts. Any unexpected maintenance is expected to be covered with the existing budget.

CAPITAL IMPROVEMENTS PROGRAM

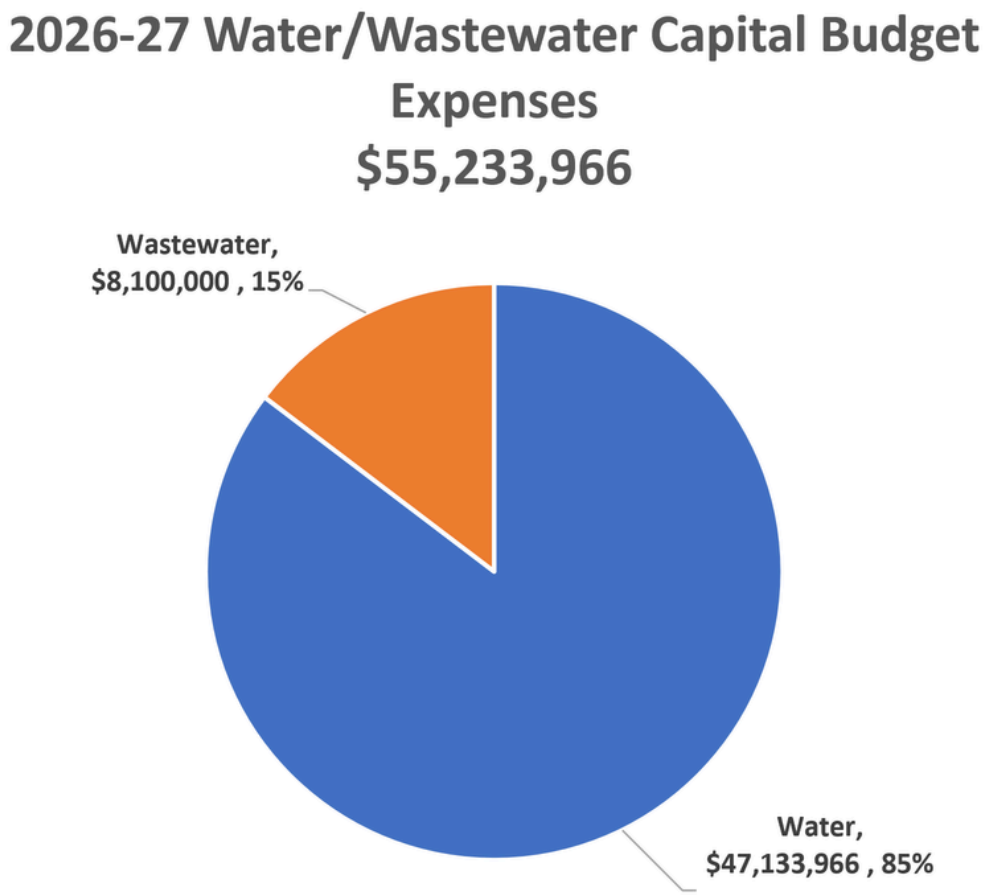

Additional project information and projections on all future projects can be found in the at end of this document in the Project Pages.

APPENDICIES

CITY OF SCHERTZ
POSITION AUTHORIZATION
FY 2026-2027

POSITION TITLE		PAY GRADE	WC Code	FY2024-25	FY2025-26	FY2026-27
CITY MANAGER (151)						
City Manager		Council Discretion	8810	1	1	1
Assistant City Manager		142	8810	1	1	1
Deputy City Manager		144	8810	1	1	1
Administrative Assistant		115	8810	1	1	1
Total				**4**	**4**	**4**
MUNICIPAL COURT (152)						
Court Administrator		127	8810	1	1	1
Senior Deputy Court Clerk		116	8810	1	1	1
Deputy Court Clerk		114	8810	2	2	2
Total				**4**	**4**	**4**
CUSTOMER RELATIONS 311(153)						
Service Representative		112	8810	1	1	1
Service Representative (20 Hours)		112	8810	1	1	1
Total				**2**	**2**	**2**
PLANNING AND ZONING (154)						
Planning Manager		128	8810	1	1	1
Planner		121	8810	2	2	2
Senior Planner		124	8810	1	1	1
Total				**4**	**4**	**4**
ECONOMIC DEVELOPMENT (156)						
Executive Director of Economic Development		139	8810	1	1	1
Deputy Director of Economic Development		128	8810	1	1	1
Business Engagement Manager		124	8810	1	1	1
Administrative Assistant		115	8810	1	1	1
Total				**4**	**4**	**4**
CITY SECRETARY (164)						
City Secretary		Council Discretion	8810	1	1	1
Deputy City Secretary		122	8810	1	1	1
Assistant City Secretary		121	8810	0	1	1
Records Management Coordinator	PT	116	8810	1	1	1
Total				**3**	**4**	**4**
PUBLIC AFFAIRS (170)						
Director of Public Affairs		139	8810	1	1	1
Public Affairs Communications Manager		124	8810	1	1	1
Marketing & Communication Specialist		120	8810	1	1	1
Communications Coordinator		115	8810	1	1	1
Total				**4**	**4**	**4**

POSITION TITLE		PAY GRADE	WC Code	FY2024-25	FY2025-26	FY2026-27
ENGINEERING (173)						
City Engineer		139	8810	1	1	1
Assistant City Engineer		135	8810	1	1	1
Administrative Assistant		115	8810	1	1	1
Engineer (Associate / PE / Senior PE)		123/131/133	8810	5	5	5
Engineering Inspector		120	7550	3	3	3
MS4 and Floodplain Administrator		123	8810	0	1	1
Total				**11**	**12**	**12**
POLICE (256)						
Police Chief		140	7720	1	1	1
Assistant Police Chief		135	7720	2	2	2
Police Lieutenant		Public Safety	7720	4	4	4
Police Sergeant		Public Safety	7720	12	12	12
Police Officer		Public Safety	7720	54	54	59
Administrative Assistant		115	8810	2	1	1
Police Records Manager		120	8810	1	1	1
Police Records Specialist		113	8810	3	3	3
Property Room & Crime Scene Technician		120	8810	2	2	2
Crime Victim Liaison		120		1	1	1
Crime Analyst		122	8810	0	1	1
Public Safety Communications Manager		124	8810	1	1	1
Public Safety Communications Supervisor		120	8810	4	4	4
Public Safety Communications Officer		117	8810	12	12	16
P/T Public Safety Communications Officer (Irregular)		117	8810	3	3	3
Crossing Guard		Public	9101-C	16	16	16
Total				**118**	**118**	**127**
FIRE RESCUE (257)						
Fire Chief		140	7704	1	1	1
Assistant Fire Chief		135	7704	1	1	1
Fire Marshal		Public Safety	7704	1	1	1
Deputy Fire Marshal		Public Safety	7704	1	1	1
Fire Prevention Specialist		118	7704	1	1	1
Training & Safety Officer		Public Safety	7704	1	1	1
Emergency Management Coordinator		128	7704	1	1	1
Fire Battalion Chief		Public Safety	7704	3	3	3
Fire Captain		Public Safety	7704	1	1	1
Fire Lieutenant		Public Safety	7704	9	9	9
Driver Operator		Public Safety	7704	11	11	11
Firefighter		Public Safety	7704	21	27	27
Administrative Assistant		115	8810	1	1	1
Total				**53**	**59**	**59**
INSPECTIONS (258)						
Director of Planning & Community Development		139	8810	1	1	1
Chief Building Official		131	8810	1	1	1
Administrative Assistant		115	8810	1	1	1
Building Inspector		122	4511	5	5	5
Plans Examiner		125	4511	2	2	2
Permit Technician		114	8810	3	3	3
Development Specialist		117	8810	1	1	1
Total				**14**	**14**	**14**

POSITION TITLE		PAY GRADE	WC Code	FY2024-25	FY2025-26	FY2026-27
NEIGHBORHOOD SERVICES (259)						
Neighborhood Services Manager		125	4511	1	1	1
Code Enforcement Officer		118	4511	3	3	3
Sanitarian		121	8810	2	2	2
Total				**6**	**6**	**6**
STREETS (359)						
Assistant Director of Public Works		135	8810	1	1	1
Street Maintenance Supervisor		122	8810	1	1	1
Street Maintenance Crew Chief		119	5506	1	1	1
Street Maintenance Worker (Trainee / I / II)		113/114/116	5506	12	12	12
Traffic Signal & Sign Technician (I / II)		116 / 119	5506	2	2	2
Total				**17**	**17**	**17**
PARKS, RECREATION, & COMMUNITY SERVICES (460)						
Director of Parks, Rec & Community Services		139	8810	1	1	1
Administrative Assistant		115	8810	1	1	1
Parks Superintendent		127	8810	1	1	1
Parks Supervisor		122	9102	1	1	1
Parks Maintenance Technician (I / II)		113 / 116	9102	8	8	8
Park Maintenance Technician (P/T)		113	9102	1	1	1
Recreation Instructor		112	9102	1	1	1
Atheletic Coordinator		119	9102	0	1	1
Recreation Manager		124	8810	1	1	1
Senior Center Supervisor		122	9102	0	1	1
Recreation Coordinator		119	9102	1	1	1
Recreation Specialist		113	9102	1	2	2
Total				**17**	**20**	**20**
EVENT FACILITIES (464)						
Administrative Assistant		115	8810	1	1	1
Civic Center Manager		124	8810	1	1	1
Civic Center Coordinator		119	8810	1	1	1
Events Attendant		113	9015	4	4	4
Events Attendant (28 Hours)		113	9015	1	1	1
Total				**8**	**8**	**8**
LIBRARY (665)						
Library Director		139	8838	1	1	1
Librarian / Senior Librarian		120 / 123	8838	3	3	3
Library Technician		115	8838	2	2	2
Library Assistant		112	8838	4	4	4
Library Assistant (20 hrs)		112	8838	7	7	7
Library Assistant (10 hrs)		112	8838	2	2	2
Programming Specialist		112	8838	2	2	2
Total				**21**	**21**	**21**
ANIMAL SERVICES (762)						
Animal Services Manager		125		1	1	1
Animal Services Officer		116		4	4	4
Kennel Technician		112		4	4	4
Total				**9**	**9**	**9**

POSITION TITLE		PAY GRADE	WC Code	FY2024-25	FY2025-26	FY2026-27
INFORMATION TECHNOLOGY (853)						
Director of Information Technology (IT)		139	8810	1	1	1
Senior Systems Administrator		128	8810	1	1	1
Systems Administrator		125	5191	2	2	2
Administrative Assistant		115	8810	1	1	1
IT Support Specialist / Senior IT Support Specialist		119 / 122	5191	4	4	4
GIS Manager		125	8810	1	1	1
GIS Specialist		118	8810	2	2	2
Total				**12**	**12**	**12**
HUMAN RESOURCES (866)						
Director of Human Resources & Purchasing		139	8810	1	1	1
Human Resources Manager		128	8810	1	1	1
Senior Human Resources Generalist		123	8810	1	1	1
Human Resources Generalist		121	8810	1	1	1
Human Resources Assistant		117	8810	1	1	1
Total				**5**	**5**	**5**
FINANCE (868)						
Director of Finance		139	8810	1	1	1
Assistant Director of Finance		135	8810	1	1	1
Financial Analyst / Senior Financial Analyst		123 / 125	8810	1	1	1
Accountant		121	8810	2	2	2
Accounts Payable Coordinator		116	8810	1	1	1
Administrative Assistant		115	8810	1	1	1
Total				**7**	**7**	**7**
PURCHASING (872)						
Purchasing Manager		127	8810	1	1	1
Risk & Safety Specialist		121	8810	1	1	1
Purchasing Specialist		116	8810	1	1	1
Total				**3**	**3**	**3**
FLEET SERVICES (877)						
Internal Services Director		139	8810	1	1	1
Administrative Assistant		115	8810	1	1	1
Fleet Superintendent		127	8810	1	1	1
Fleet Supervisor		122	8391	1	1	1
Fleet Mechanic (I / II)		117 / 119	8391	4	4	4
Inventory & Parts Clerk		113	8391	1	1	1
Total				**9**	**9**	**9**

POSITION TITLE		PAY GRADE	WC Code	FY2024-25	FY2025-26	FY2026-27
FACILITY SERVICES (878)						
Facilities Maintenance Superintendent		127	8810	1	1	1
Facilities Maintenance Supervisor		123	8810	1	1	1
Facilities Maintenance Crew Leader		117	9015	1	1	1
Facilities Maintenance Technician		113	9015	2	2	2
HVAC Technician (Registered / Certified / Contractor)		113/119/124	9015	2	2	2
Electrician (Apprentice / Journeyman / Master)		113/121/124	9015	2	2	2
Plumber (Apprentice / Journeyman / Master)		113/119/124	9015	2	2	2
Total				**11**	**11**	**11**
Total General Fund				**342**	**353**	**362**

POSITION TITLE		PAY GRADE	WC Code	FY2024-25	FY2025-26	FY2026-27
UTILITY BILLING (176)						
Utility Billing Manager		124	8810	1	1	1
Utility Billing Assistant Manager		220	8810	0	0	1
Senior Utility Billing Specialist		119	8810	2	2	1
Utility Billing Specialist		114	8810	5	5	5
Senior Meter Technician		119	7550	0	0	1
Meter Technician		116	7550	3	3	2
Total				**11**	**11**	**11**
PUBLIC WORKS (575)						
Director of Public Works		139	8810	1	1	1
Water/Wastewater Superintendent		130	8810	1	1	1
Administrative Assistant		115	8810	2	2	2
Total				**4**	**4**	**4**
WATER & SEWER (575)						
SSLGC General Manager		139	7550	1	1	1
SSLGC Assistant General Manager		135	7550	1	1	1
Water/Wastewater Supervisor		125	7550	1	1	1
Industrial Electrician		125	7550	1	1	1
Industrial Electrician Apprentice		115	7550	1	1	1
Water/Wastewater Crew Chief		121	7550	2	3	3
Water/Wastewater Operator (Trainee / I / II)		115/116/118	7750	19	24	24
Total				**26**	**32**	**32**
Total Water & Sewer Fund				**41**	**47**	**47**
DRAINAGE (579)						
Drainage Supervisor		122	7520	1	1	1
Drainage Crew Chief		119	7520	0	1	1
Drainage Worker (Trainee / I / II)		113/114/116	7520	7	11	11
Total				**8**	**13**	**13**
Total Drainage Fund				**8**	**13**	**13**

POSITION TITLE		PAY GRADE	WC Code	FY2024-25	FY2025-26	FY2026-27
EMS (280)						
EMS Chief		140	8810	1	1	1
Assistant EMS Chief		135	9999	2	2	2
EMS Community Health Coordinator		Public Safety	9999	1	1	1
EMS Training Coordinator		Public Safety	9999	1	1	1
Clinical Educator EMS		Public Safety	8810	1	1	1
Administrative Assistant		115	8810	1	1	1
EMS Billing Manager		124	9999	1	1	1
EMS Billing Specialist		114	9999	3	3	4
MIH Paramedic		Public Safety	9999	1	1	1
EMS Battalion Chief		Public Safety	9999	4	4	4
EMS Lieutenant		Public Safety	9999	6	6	6
Paramedic		Public Safety	9999	38	38	38
P/T Paramedics (Irregular)		Public Safety	9999	15	15	15
EMT		Public Safety	9999	12	16	20
P/T EMT (Irregular)		Public Safety	9999	5	5	5
Supply Coordinator		112	8810	1	1	1
Total				**93**	**97**	**102**
Total EMS Fund				**93**	**97**	**102**
Total Approved Positions (Funded)				**488**	**514**	**528**

CITY OF SCHERTZ

POSITION LIST BY GRADE

FY 2026-2027

Grade	Position Title	Hourly Min	Hourly Max	Annual Min	Annual Max
112		$17.83	$25.87	$37,086	$53,810
	Kennel Technician				
	Library Assistant				
	Library Programming Specialist				
	Seasonal Recreation Instructor				
	Service Representative				
	Supply Coordinator				
113		$18.72	$27.17	$38,938	$56,514
	Apprentice Electrician				
	Apprentice HVAC Technician				
	Apprentice Plumber				
	Drainage Worker Trainee				
	Event Attendant				
	Facilities Maintenance Technician				
	Inventory & Parts Technician				
	Parks Maintenance Technician I				
	Police Records Specialist				
	Recreation Specialist				
	Streets Maintenance Worker Trainee				
114		$19.65	$28.52	$40,872	$59,322
	Deputy Court Clerk				
	Drainage Worker I				
	EMS Billing Specialist				
	Permit Technician				
	Streets Maintenance Worker I				
	Utility Billing Specialist				
115		$20.64	$29.95	$42,931	$62,296
	Administrative Assistant				
	Communications Coordinator				
	Industrial Electrician Apprentice				
	Library Technician				
	Water/Wastewater Operator Trainee				
116		$21.67	$31.45	$45,074	$65,416
	Accounts Payable Coordinator				
	Animal Services Officer				
	Drainage Worker II				
	Meter Technician				
	Parks Maintenance Technician II				
	Purchasing Specialist				
	Records Management Coordinator				
	Senior Deputy Court Clerk				
	Streets Maintenance Worker II				
	Traffic Signal and Sign Technician I				
	Water/Wastewater Operator I				
117		$22.75	$33.02	$47,320	$68,682
	Development Specialist				
	Facilities Maintenance Crew Leader				
	Fleet Mechanic I				
	Human Resources Assistant				
	Public Safety Communications Officer				
118		$23.89	$34.67	$49,691	$72,114
	Code Enforcement Officer				
	Fire Prevention Specialist				
	GIS Specialist				
	Water/Wastewater Operator II				

	Position Title	Hourly		Annual	
Grade		Min	Max	Min	Max
119		$25.08	$36.40	$52,166	$75,712
	Civic Center Coordinator				
	Drainage Crew Chief				
	Fleet Mechanic II				
	HVAC Technician				
	IT Support Specialist				
	Journeyman Plumber				
	Parks Maintenance Crew Leader				
	Recreation Coordinator				
	Senior Utility Billing Specialist				
	Streets Maintenance Crew Chief				
	Traffic Signal and Sign Technician II				
120		$26.34	$38.22	$54,787	$79,498
	Crime Victim Liaison				
	Engineering Inspector				
	Librarian				
	Marketing and Communications Specialist				
	Police Records Manager				
	Property Room and Crime Scene Technician				
	Public Safety Communications Supervisor				
121		$27.65	$40.13	$57,512	$83,470
	Accountant				
	Assistant City Secretary				
	Human Resources Generalist				
	Journeyman Electrician				
	Planner				
	Risk and Safety Specialist				
	Sanitarian				
	Water/Wastewater Crew Chief				
122		$29.04	$42.14	$60,403	$87,651
	Building Inspector				
	Deputy City Secretary				
	Drainage Supervisor				
	Fleet Supervisor				
	Parks Supervisor				
	Senior Center Supervisor				
	Senior IT Support Specialist				
	Streets Maintenance Supervisor				
123		$30.49	$44.25	$63,419	$92,040
	Associate Engineer				
	Facilities Maintenance Supervisor				
	Financial Analyst				
	MS4 & Floodplain Administrator				
	Senior Human Resources Generalist				
	Senior Librarian				
124		$32.01	$46.46	$66,581	$96,637
	Business Engagement Manager				
	Civic Center Manager				
	EMS Billing Manager				
	HVAC Technician (Contractor)				
	Master Electrician				
	Master Plumber				
	Public Affairs Communication Manager				
	Public Safety Communications Manager				
	Recreation Manager				
	Senior Planner				
	Utility Billing Manager				

	Position Title	Hourly		Annual	
Grade		Min	Max	Min	Max
125		$33.61	$48.78	$69,909	$101,462
	Animal Services Manager				
	GIS Manager				
	Industrial Electrician				
	Neighborhood Services Manager				
	Plans Examiner				
	Senior Financial Analyst				
	Systems Administrator				
	Water/Wastewater Supervisor				
127		$37.06	$53.78	$77,085	$111,862
	Court Administrator				
	Facilities Maintenance Superintendent				
	Fleet Superintendent				
	Parks Superintendent				
	Purchasing Manager				
128		$38.91	$56.47	$80,933	$117,458
	Deputy Director of Economic Development				
	Emergency Management Coordinator				
	Human Resources Manager				
	Planning Manager				
	Senior Systems Administrator				
130		$42.90	$62.26	$89,232	$129,501
	Water/Wastewater Superintendent				
131		$45.04	$65.37	$93,683	$135,970
	Chief Building Official				
	Engineer - P.E.				
133		$49.66	$72.07	$103,293	$149,906
	Senior Engineer - P.E.				
135		$54.75	$79.46	$113,880	$165,277
	Assistant City Engineer				
	Assistant Director of Finance				
	Assistant Director of Public Works				
	Assistant EMS Chief				
	Assistant Fire Chief				
	Assistant Police Chief				
	SSLGC Assistant General Manager				
139		$66.54	$96.58	$138,403	$200,886
	City Engineer				
	Director of Finance				
	Director of Human Resources and Purchasing				
	Director of Information Technology				
	Director of Internal Services				
	Director of Library				
	Director of Parks, Rec and CS				
	Director of Planning and Community Development				
	Director of Public Affairs				
	Director of Public Works				
	Executive Director of Economic Development				
	SSLGC General Manager				
140		$69.87	$101.41	$145,330	$210,933
	EMS Chief				
	Fire Chief				
	Police Chief				
142		$77.03	$111.80	$160,222	$232,544
	Assistant City Manager				
144		$84.92	$123.26	$176,634	$256,381
	Deputy City Manager				

CITY OF SCHERTZ

UNIFIED PAY TABLE

FY 2026-2027

	Hourly			Annual		
Grade	**Min**	**Mid**	**Max**	**Min**	**Mid**	**Max**
112	$17.83	$21.85	$25.87	$37,086	$45,448	$53,810
113	$18.72	$22.94	$27.17	$38,938	$47,726	$56,514
114	$19.65	$24.09	$28.52	$40,872	$50,097	$59,322
115	$20.64	$25.29	$29.95	$42,931	$52,614	$62,296
116	$21.67	$26.56	$31.45	$45,074	$55,245	$65,416
117	$22.75	$27.89	$33.02	$47,320	$58,001	$68,682
118	$23.89	$29.28	$34.67	$49,691	$60,902	$72,114
119	$25.08	$30.74	$36.40	$52,166	$63,939	$75,712
120	$26.34	$32.28	$38.22	$54,787	$67,142	$79,498
121	$27.65	$33.89	$40.13	$57,512	$70,491	$83,470
122	$29.04	$35.59	$42.14	$60,403	$74,027	$87,651
123	$30.49	$37.37	$44.25	$63,419	$77,730	$92,040
124	$32.01	$39.23	$46.46	$66,581	$81,609	$96,637
125	$33.61	$41.20	$48.78	$69,909	$85,686	$101,462
126	$35.29	$43.26	$51.22	$73,403	$89,970	$106,538
127	$37.06	$45.42	$53.78	$77,085	$94,474	$111,862
128	$38.91	$47.69	$56.47	$80,933	$99,195	$117,458
129	$40.85	$50.07	$59.29	$84,968	$104,146	$123,323
130	$42.90	$52.58	$62.26	$89,232	$109,366	$129,501
131	$45.04	$55.21	$65.37	$93,683	$114,826	$135,970
132	$47.29	$57.97	$68.64	$98,363	$120,567	$142,771
133	$49.66	$60.86	$72.07	$103,293	$126,599	$149,906
134	$52.14	$63.91	$75.67	$108,451	$132,922	$157,394
135	$54.75	$67.10	$79.46	$113,880	$139,578	$165,277
136	$57.49	$70.46	$83.43	$119,579	$146,557	$173,534
137	$60.36	$73.98	$87.60	$125,549	$153,878	$182,208
138	$63.38	$77.68	$91.98	$131,830	$161,574	$191,318
139	$66.54	$81.56	$96.58	$138,403	$169,645	$200,886
140	$69.87	$85.64	$101.41	$145,330	$178,131	$210,933
141	$73.36	$89.92	$106.48	$152,589	$187,034	$221,478
142	$77.03	$94.41	$111.80	$160,222	$196,383	$232,544
143	$80.87	$99.13	$117.39	$168,210	$206,190	$244,171
144	$84.92	$104.09	$123.26	$176,634	$216,507	$256,381

Unclassified	Crossing Guard	$19.34

CITY OF SCHERTZ

PUBLIC SAFETY PAY TABLE

FY 2026-2027

POLICE PAY SCHEDULE EFFECTIVE 10/4/2025

POLICE CADET

	Step 1
Hourly	$29.15
Annual	$60,630

POLICE OFFICER

4% Steps	Step 1	Step 2	Step 3	Step 4	Step 5	Step 6	Step 7	Step 8	Step 9
Hourly	$31.41	$32.67	$33.97	$35.33	$36.75	$38.22	$39.75	$41.33	$42.99
Annual	$65,335	$67,948	$70,666	$73,493	$76,433	$79,490	$82,670	$85,976	$89,415

POLICE SERGEANT

4% Steps	Step 1	Step 2	Step 3	Step 4	Step 5
Hourly	$44.71	$46.50	$48.36	$50.29	$52.30
Annual	$92,992	$96,712	$100,580	$104,603	$108,788

POLICE LIEUTENANT

4% Steps	Step 1	Step 2	Step 3	Step 4
Hourly	$54.39	$56.57	$58.83	$61.19
Annual	$113,139	$117,665	$122,371	$127,266

Annual amounts do not include overtime or any other types of pay (e.g. incentive, assignment, longevity, etc.).

EMS PAY SCHEDULE EFFECTIVE 10/4/2025

EMT

4% Steps	Step 1	Step 2	Step 3	Step 4	Step 5	Step 6	Step 7
Hourly (24)	$17.44	$18.14	$18.86	$19.62	$20.40	$21.22	$22.07
Hourly (12)	$25.38	$26.40	$27.45	$28.55	$29.69	$30.88	$32.11
Annual	$58,075	$60,398	$62,814	$65,326	$67,940	$70,657	$73,483

PARAMEDIC
****MIH Paramedic**
****Clinical Educator**

4% Steps	Step 1	Step 2	Step 3	Step 4	Step 5	Step 6
Hourly (24)	$22.58	$23.48	$24.42	$25.40	$26.42	$27.47
Hourly (12)	$32.84	$34.15	$35.52	$36.94	$38.42	$39.95
Annual	$75,145	$78,151	$81,277	$84,528	$87,909	$91,425

EMS LIEUTENANT
****Community Health Coordinator**
****Training Coordinator**

4% Steps	Step 1	Step 2	Step 3	Step 4
Hourly (24)	$28.57	$29.71	$30.90	$32.14
Hourly (12)	$41.55	$43.21	$44.94	$46.74
Annual	$95,082	$98,886	$102,841	$106,955

EMS BATTALION CHIEF

4% Steps	Step 1	Step 2	Step 3
Hourly (24)	$33.42	$34.76	$36.15
Hourly (12)	$48.61	$50.55	$52.58
Annual	$111,233	$115,682	$120,310

Annual amounts include scheduled overtime, but does not include or any other types of pay (e.g. incentive, assignment, longevity, etc.).
*****Additional titles with rank.***

FIRE PAY SCHEDULE EFFECTIVE 10/4/2025

FIREFIGHTER

4% Steps	Step 1	Step 2	Step 3	Step 4	Step 5	Step 6	Step 7	Step 8
Hourly	$22.38	$23.27	$24.20	$25.17	$26.18	$27.23	$28.32	$29.45
Annual	$61,676	$64,143	$66,709	$69,377	$72,152	$75,038	$78,040	$81,161

DRIVER OPERATOR
***Fire Prevention Specialist

4% Steps	Step 1	Step 2	Step 3	Step 4
Hourly	$30.63	$31.85	$33.13	$34.45
Annual	$84,408	$87,784	$91,296	$94,947

FIRE LIEUTENANT
***Deputy Fire Marshal

4% Steps	Step 1	Step 2	Step 3	Step 4
Hourly	$35.83	$37.26	$38.75	$40.30
Annual	$98,745	$102,695	$106,803	$111,075

FIRE CAPTAIN

	Step 1
Hourly	$41.92
Annual	$115,518

FIRE BATTALION CHIEF
***Fire Training and Safety Officer
***Fire Marshal

4% Steps	Step 1	Step 2	Step 3
Hourly	$41.92	$43.59	$45.34
Annual	$115,518	$120,139	$124,944

Annual amounts do not include overtime or any other types of pay (e.g. incentive, assignment, longevity, etc.).
****Annual amounts based on 2,756 hours/year.***
*****Additional titles with rank. Hourly rate is determined by dividing Annual by 2,080 hours, plus a 12.6% differential.***

TAX YEAR RATES AND PROPERTY EVALUATION		
YEAR	RATE	TOTAL TAXABLE VALUATION
2017	0.4910	$3,413,283,122
2018	0.5149	$3,545,808,786
2019	0.5146	$3,761,245,673
2020	0.5121	$3,906,217,828
2021	0.5121	$4,068,009,738
2022	0.4950	$4,802,195,802
2023	0.4872	$5,440,641,228
2024	0.4900	$5,563,014,685
2025	0.5118	$5,467,629,548
2026	0.5296	$5,606,568,271

TAXABLE ASSESED PROPERTY VALUES

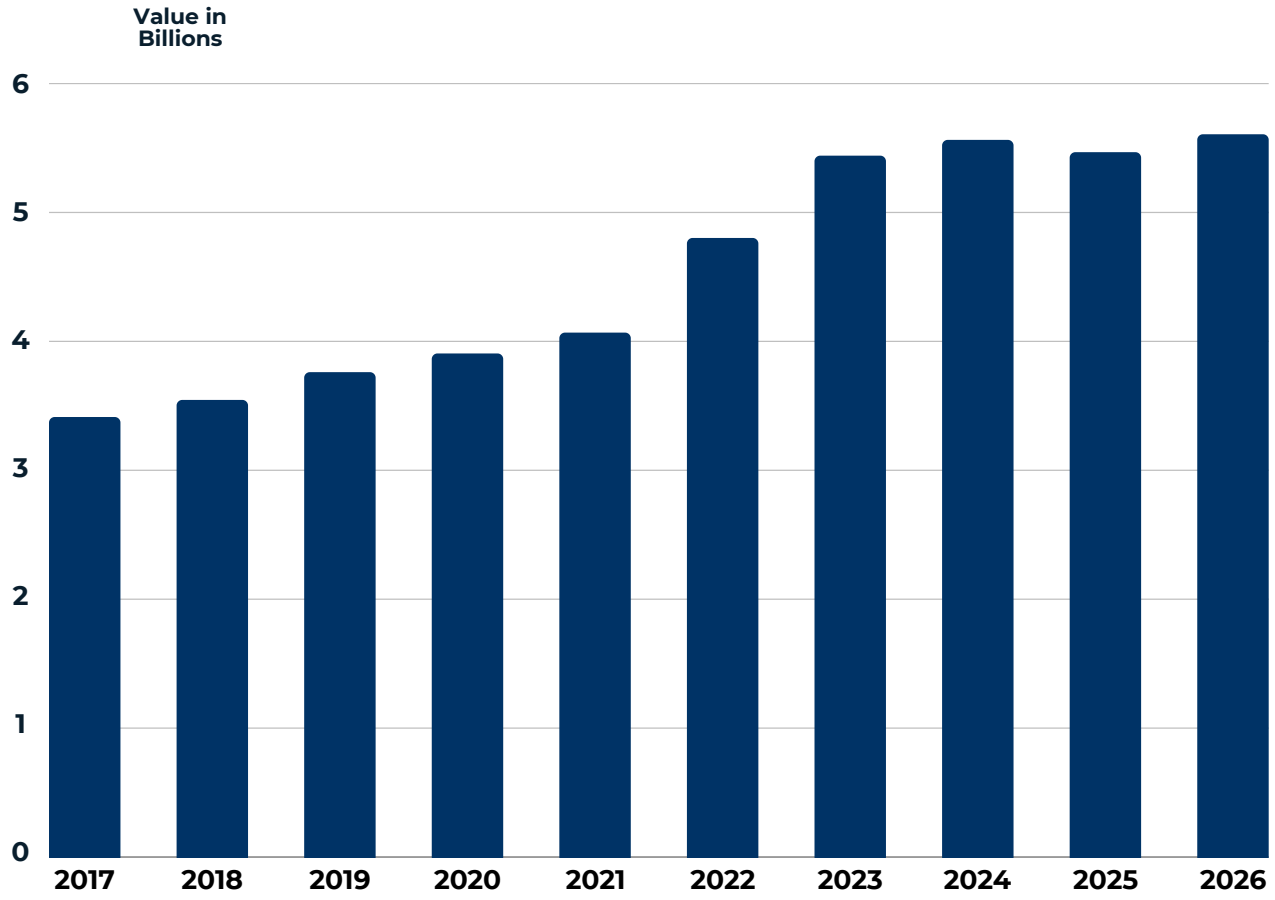

RATE PER HUNDRED VALUATION

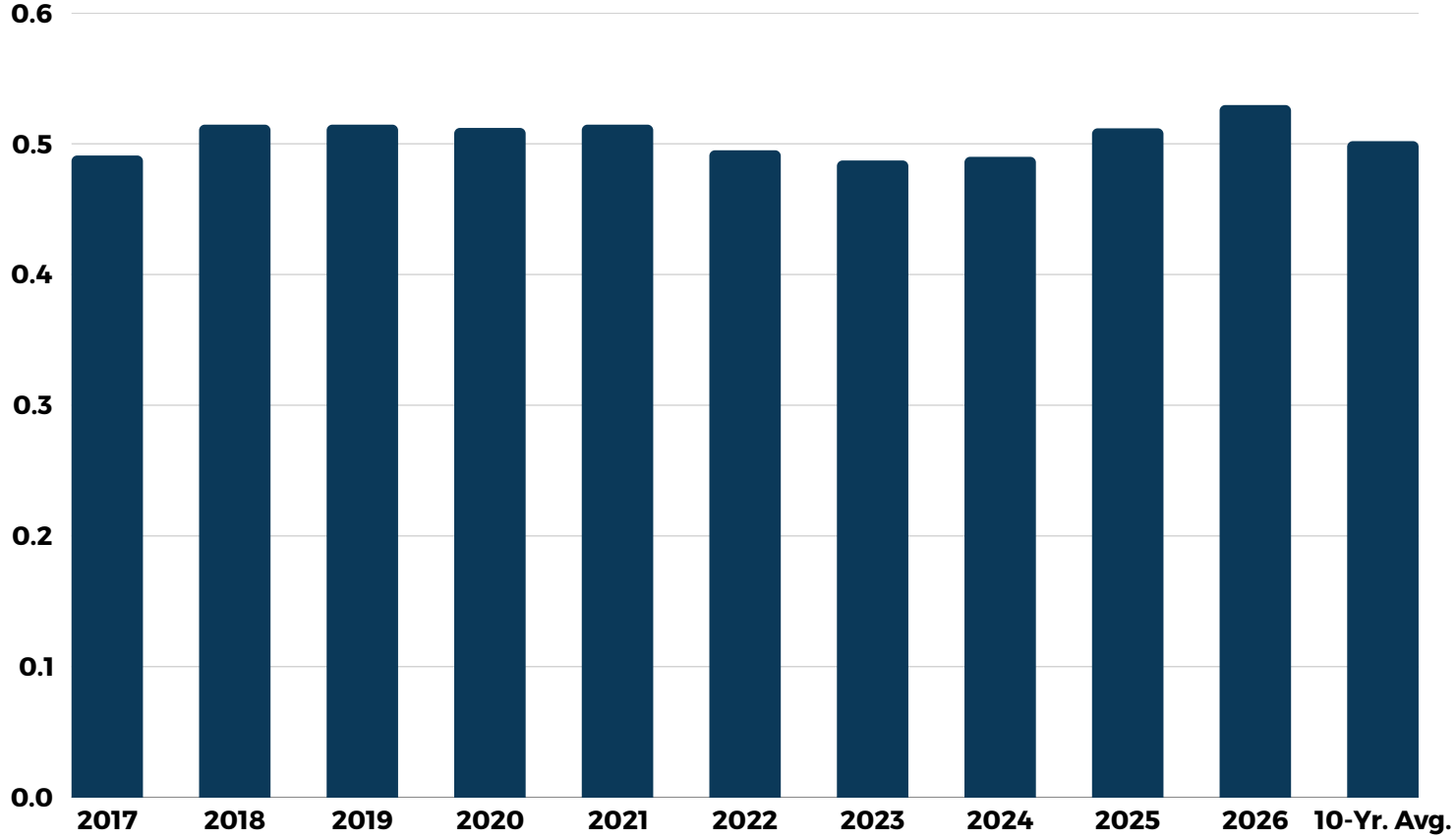

TAX ON $100,000 VALUATION BY YEAR

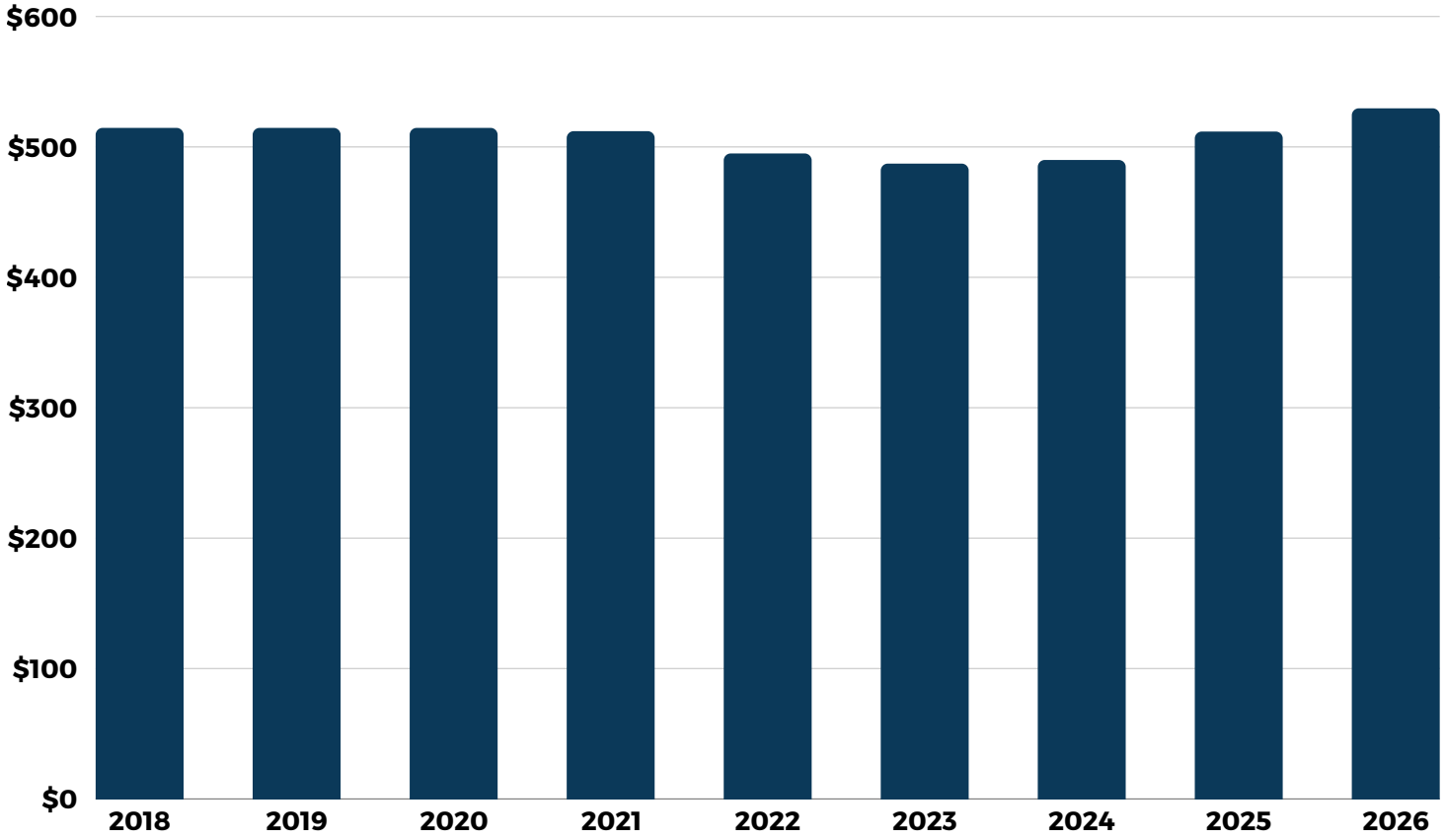

FINANCIAL POLICIES

PURPOSE

The Comprehensive Financial Management Policy Statements assembles all of the City's financial policies into one document. These statements are the tools used to ensure that the City is financially able to meet its current and future service needs. The individual statements contained herein serve as guidelines for both the financial planning and internal financial management of the City.

Municipal resources must be wisely used to ensure adequate funding for the services, public facilities, and infrastructure necessary to meet immediate and long-term needs.

These policy statements safeguard the fiscal stability required to achieve the City's objectives and ensure long-term financial health.

Objectives

1. To guide City Council and management policy decisions that have significant fiscal impact.
2. To employ balanced revenue policies that provides adequate funding for services and service levels.
3. To maintain appropriate financial capacity for present and future needs.
4. To maintain sufficient reserves so as to maintain service levels during periods of economic downturn.
5. To promote sound financial management by providing accurate and timely information on the City's financial condition.
6. To protect the City's credit rating and provide for adequate resources to meet the provisions of the City's debt obligations on all municipal debt.
7. To ensure the legal use of financial resources through an effective system of internal controls.
8. To promote cooperation and coordination with other governments and the private sector in financing and delivery of services.

ACCOUNTING, AUDITING, AND FINANCIAL REPORTING

Maintain accounting practices that conform to generally accepted accounting principles and comply with prevailing federal, state, and local statutes and regulations. Provide for, prepare and present regular reports that analyze and evaluate the City's financial performance and economic condition.

Accounting Practices and Principles

The City will maintain accounting practices that conform to generally accepted accounting principles (GAAP) as set forth by the Governmental Accounting Standards Board (GASB), the authoritative standard setting body for units of local government. All City financial documents, except interim financial reports, including official statements accompanying debt issues, Comprehensive Annual Financial Reports and continuing disclosures statements will meet these standards. Quarterly interim financial reports are on a cash basis, or Fund Balance basis, and will be reported as budgeted. At year-end, the general ledger and financials will be converted to GAAP and GASB.

Financial and Management Reporting

1. Interim Financial Reports will be provided quarterly to management and City Council that explain key economic and fiscal developments and note significant deviations from the budget. These reports will be distributed quarterly by the end of the month following the end of the quarter.
2. Quarterly, departments will report on program measures and indicators as compared to target and last year to Finance. A quarterly report will be submitted to the City Manager, highlighting significant variations.
3. As an additional independent confirmation of the quality of the City's financial reporting, the City will annually seek to obtain the Government Finance Officers Association Certificate of Achievement for Excellence in Financial Reporting.

Annual Audit

1. Pursuant to State Statute, the City shall have its records and accounts audited annually and shall have an annual financial statement prepared based on the audit. The audit shall be performed by a certified public accounting (CPA) firm, licensed to practice in the State of Texas. The annual financial statement, including the auditor's opinion, shall be filed within 180 days after the last day of the City's fiscal year. The audit firm shall also provide a Single Audit of Federal and State grants, when necessary. An official Comprehensive Annual Financial Report (CAFR) shall be issued no later than six (6) months following the end of the fiscal year. The Director of Finance shall be responsible for establishing a process to ensure timely resolution of audit recommendations.

2. Audit Committee. The Mayor shall appoint or confirm the audit committee, consisting of at least two members of the City Council. The primary purpose of the audit committee is to assist City Council and the City Manager in fulfilling oversight responsibilities for financial reporting, audit processes, and effective internal control systems. The City shall maintain an Audit Committee Charter which outlines the duties and responsibilities of the audit committee.
3. Annual Financial Disclosure. As required by the Securities and Exchange Commission (SEC) Rule 15c2-12, the City will provide certain annual financial information to various information repositories through disclosure documents or set of documents that include the necessary information. This will include any periodic material event notices as required by the SEC. The City contracts with SAMCO Capital Markets, Inc. to file the annual disclosures to the appropriate entities.

Signature of Checks
Pursuant to the City Charter, all checks shall have two signatures, signed by the City Manager and countersigned by the City Secretary, or the City Treasurer. City Treasurer is further defined as the Director of Finance. Signatures shall be affixed on all City checks via facsimile signatures with a secure laser check printing system.

Compliance with Council Policy Statements
The Financial Management Policy Statements will be reviewed bi-annually and updated, revised or refined as deemed necessary. Policy statements adopted by City Council are guidelines, and occasionally exceptions may be appropriate and required. Exceptions will be identified, documented, and explained to City Council and/or the City Manager.

BUDGET AND LONG RANGE FINANCIAL PLANNING

Establish guidelines for budgeting to ensure a financially sound City and to establish a long-range financial planning process that assesses the long-term financial implications of current and proposed operating and capital budgets.

Balanced Budget
The City Manager shall file annually, a structurally balanced budget for the ensuing fiscal year with City Council pursuant to the prevailing state and local law. A structurally balanced budget is further defined as recurring revenues funding recurring expenditures and adherence to fund balance policies.

Current Funding Basis (Recurring Revenues)
The City shall budget and operate on a current funding basis. Recurring expenditures shall be budgeted and controlled so as not to exceed current revenues. Recurring expenses will be funded exclusively with recurring revenue sources to facilitate operations on a current funding basis.

Use of Non-Recurring Revenues

Non-recurring revenue sources, such as a one-time revenue remittance of fund balance in excess of policy can only be budgeted/used to fund non-recurring expenditures, such as capital purchases or capital improvement projects. This will ensure that recurring expenditures are not funded by non recurring sources.

Tax Rate

The City Manager will recommend a tax rate that the City finances require in order to operate efficiently, yet effectively, and pay its debt.

i. Homestead Exemption

The City shall review the homestead exemption annually as part of the budget process. When the financial health of the City's finances and economic and market conditions of the local economy justify, the City Manager may recommend a change to the homestead exemption. In accordance with state statute, any recommended change in the homestead exemption will be presented to Council for approval prior to July 1. The total exemption percentage granted shall not exceed the state statute limitation.

ii. Over-Age and Disabled Persons Exemptions

The City currently grants a $40,000 exemption for persons 65 or older and for disabled persons. This amount shall remain stable during a period in which the City is considering increasing the homestead exemption.

Pay As You Go Capital Projects

The transfer from the City's General Fund and the City's Utility Fund to fund pay-as-you-go capital projects will be budgeted when financially feasible and when projects present themselves for funding. The transfer will be based on the financial health of each fund with the long-term goal of adequately funding rehabilitation.

Revenue Estimating for Budgeting

1. In order to protect the City from revenue shortfalls and to maintain a stable level of service, the City shall use a conservative, objective, reasonable and analytical approach when preparing revenue estimates. The process shall include historical collection rates, trends, development, and probable economic changes. This approach is intended to reduce the likelihood of actual revenues falling short of budget estimates and should avoid mid-year service changes.
2. The City, whenever possible, will seek outside sources of revenue, such as federal, state, and local grants, in order to leverage local dollars.
3. Estimates from grant sources will be projected only to the specific date on which on the entitlement will end.
4. The Utility Fund water and wastewater revenues will be budgeted based on the average rainfall/consumption over the last three years, pursuant to the rate model. The City will anticipate neither drought nor wet conditions.

Performance, Merit Pool, and Market Adjustment Increases

The budget shall include an amount adequate to cover an overall average performance and merit pool as determined annually by the City Manager. This amount will be calculated for each fund, based on budgeted salaries for the year, and will be placed in a Performance and Merit Pool in each operating fund. In addition, funds may be budgeted when appropriate, to bring identified jobs up to market salary rates.

Budget Preparation

1. Department Directors have primary responsibility for formulating budget proposals. New or expanded services should support the City's Strategic Plan, City Manager priority direction, and department goals. Departments are charged with implementing them once they are approved.
2. All competing requests for City resources will be weighed within the formal annual budget process.
3. Actions on items that come up throughout the year with significant financial impacts should be withheld until they can be made in the full context of the annual budget process and long-range plan, unless unforeseen circumstances present themselves.
4. Every five (5) years at a minimum or sooner as may be necessary, the City will incorporate a service needs review into the budget process, to ensure the most efficient and effective use of resources.

Budget Management

The City Council shall delegate authority to the City Manager in managing the budget after it is formally adopted by City Council, including the transfer of funds within departments and use of contingency funds while following purchasing policy. The City Manager may further delegate levels of authority for the daily operations of the budget. Expenditures/expenses are legally adopted by the fund level. Expenditures/expenses should not exceed the adopted budget, plus subsequent changes approved by the City Council.

Performance Measurement

Performance measures will be utilized and reported in department budgets. The City will maintain a measurement system that reports trends and comparisons to targets and previous year as a management tool to monitor and improve service delivery.

Operating Deficits

The City shall take immediate corrective action if at any time during the fiscal year expenditure and revenue re-estimates are such that "net income" is lower than budgeted.

Corrective actions include:

- Deferral of capital equipment purchases
- Deferral of pay-as-you go capital improvements
- Expenditure reductions
- Deferral of certain positions
- Hiring freezes
- Freeze merit increases
- Use of fund balance
- Use of volunteers
- Increase fees
- Reduce work hours with subsequent reduction in pay
- Eliminate positions which may require laying-off employees if there are not other vacant positions for which they are qualified.

Short-term loans as a means to balance the budget shall be avoided.

The use of fund balance, which is a one-time revenue source, may be used to fund and annual operating deficit, only with a subsequent approval of a plan to replenish the fund balance if it is brought down below policy level.

Long-Range Financial Plans

1. The City shall develop and maintain a five-year Financial Forecast for each major operating fund, in conjunction with the annual budget process.
   Major operating funds are as follows:
   - General Fund
   - Debt Service Fund
   - Water/Sewer Utility Fund
   - Economic Development Corporation
   - Emergency Medical Services Fund
   - Drainage Fund
2. The forecast should enable current services and current service levels provided to be sustained over the forecast period. Operating impacts from completed capital improvement projects in the City's Five-Year CIP shall be included in the forecast. Commitments/obligations alreadymade that require future financial resources shall also be included.
3. The forecasts should identify the impact to property taxes and utility rates..
4. Major financial decisions should be made in the context of the Long- Range Plan. The forecast assesses long-term financial implications of current and proposed policies, programs, and assumptions that develop appropriate strategies to achieve the City's goals. The forecast will provide an understanding of available funding; evaluate financial risk; assess the likelihood that services can be sustained; assess the level at which capital investment can be made; identify future commitments and resource demands; and identify the key variables that may cause change in the level of revenue.

REVENUES

Design, maintain, and administer a revenue system that will assure reliable, equitable, diversified, and sufficient revenue stream to support desired City services.

Balance and Diversification in Revenue Sources
The City shall strive to maintain a balanced and diversified revenue system to protect the City from fluctuations in any one source due to changes in local economic conditions, which may adversely impact that source.

User Fees – General Fund.

1. For services that benefit specific users, the City shall establish and collect fees to recover the costs of those services. Where services provide a general public benefit, the City shall recover the costs of those services through property and sales taxes.
2. At a minimum, the City will strive to cover direct costs.
3. User fees should be reviewed, at a minimum, every two to three years and adjusted to avoid sharp changes.
4. Factors in setting fees shall include, but not be limited to: market and competitive pricing, effect of demand for services, and impact on users, which may result in recovering something less than direct, indirect, and overhead costs.
5. The City may set a different fee for residents versus non-residents.
6. User fees should be adopted by Council Ordinance and included in the Annual Fee Schedule.

One - Time/Unpredictable Revenue Sources

1. One-time, unpredictable revenue sources should not be used for ongoing expenses/expenditures.
2. One-time, unpredictable revenue sources will be used for one-time purchases such as increase in fund balance requirements, capital equipment purchases, capital improvements, etc.

Revenue Collection
The City shall maintain high collection rates for all revenues by monitoring monthly receivables. The City shall follow an aggressive, consistent, yet reasonable approach to collecting revenues to the fullest extent allowed by law for all delinquent taxpayers and others overdue in payments to the City.

Revenues actually received will be compared to budgeted revenues by the Director of Finance and any variances considered to be material will be investigated. This process will be summarized in the monthly financial report.

Write-off of Uncollectible Receivables (excludes property taxes, court fines and warrants)

1. Receivables shall be considered for write-off as follows:

   a. State statute authorizing the release of extinguishment, in whole or in part, of any indebtedness, liability, or obligation, if applicable.
   b. Accounts outstanding with no activity for 180 days, identified as uncollectible, and all attempts to collect have been taken.

2. Accounts shall be written-off quarterly. Upon approval, accounts will be forwarded to a credit reporting agency.
3. The write-off of uncollected accounts is a bookkeeping entry only and does not release the debtor from any debt owed to the City.

EXPENDITURES

Identify services, establish appropriate service levels and administer the expenditure of available resources to assure fiscal stability and the effective and efficient delivery of those services.

Maintenance of Capital Assets
Within the resources available each fiscal year, the City shall maintain capital assets and infrastructure at sufficient level to protect the City's investment, to minimize future replacement and maintenance costs, and to maintain service levels.

Periodic Program/Services Reviews
The City Manager and staff shall undertake periodic reviews of City programs and services for both efficiency and effectiveness. Programs or services determined to be inefficient and/or ineffective shall be recommended through the annual budget process to be reduced in scope or eliminated.

Purchasing
All City purchases of goods and services shall be made in accordance with the City's current Purchasing manual.

RESERVES

Maintain the fund balance and working capital of the various operating funds at levels sufficient to protect the City's credit worthiness as well as its financial position during emergencies or economic fluctuations.

General Fund Unreserved Fund Balance
The City shall maintain the General Fund unreserved fund balance equivalent to 26% of recurring operating expenditures, based on current year expenditures. If the fund balance exceeds this amount, funding non-recurring expenditures in the following fiscal year may be used to draw down the balance.

Water/Sewer Unreserved Working Capital
The City shall maintain a working capital sufficient to provide for reserves for emergencies and revenue shortfalls. A cash equivalent operating reserve will be established and maintained at 26% of the current year's budget appropriation for recurring operating expenses. The cash operating reserve is derived by dividing the total cash equivalents balance by recurring operating expenses.

Use of Fund Balance/Working Capital
Fund balance/Working Capital shall only be used for emergencies, nonrecurring expenditures/expenses or major capital purchases that cannot be accommodated through current year savings. Should such use reduce balances below the level established as the objective for that fund, restoration recommendations will accompany the request/decision to utilize said balances.

Debt Service Fund Unreserved Fund Balance
The City shall maintain the debt service fund balance at 10% of annual debt service requirements OR a fund balance reserve as required by bond ordinances, whichever is greater.

Employee Benefits Fund Unreserved Fund Balance
The Employee Benefits Fund is funded through City and employee contributions. Estimated costs shall be determined during each budget year and the contributions adjusted accordingly. There is no minimum balance for this fund.

Economic Development Corporation
As sales tax revenue fluctuates due to changes in economic conditions, the SEDC shall maintain an unreserved fund balance of no less than 10% of budgeted sales tax revenues.

Water/Sewer Revenue Debt Coverage Reserves
Revenues shall be maintained at 1.15 times coverage in a fiscal year.

Bond Issuance Reserves
Debt service reserves should be maintained for each bond issue as required by bond covenants.

CAPITAL EXPENDITURES AND IMPROVEMENTS

Annually review and monitor the state of the City's capital equipment and infrastructure, setting priorities for its replacement and renovation based on needs, funding alternatives, and availability of resources.

Capitalization Threshold for Tangible Capital Assets

1. Tangible capital items should be capitalized only if they have an estimated useful life of 2 years or more following the date of acquisition or significantly extend the useful life of the existing asset and cannot be consumed, unduly altered, or materially reduced in value immediately by use and have a cost of not less than $5,000 for any individual item.
2. The capitalization threshold of $5,000 will be applied to individual items rather than to a group of similar items. (i.e.: desks, chairs, etc.)
3. To maintain adequate control over capitalized tangible items, items costing $5,000 and greater will be monitored, tagged, and tracked through the City financial software system.
4. Accurate inventories of all tangible items will be maintained to ensure proper stewardship of public property.

Ten-Year Captial Improvement Plan (CIP)

1. The City shall annually prepare a ten-year capital improvement plan based on the needs for capital improvements and equipment, the status of the City infrastructure, replacement and renovation needs, and potential new projects. Capital projects are improvements or additions to the City's physical plant/facilities/infrastructure and become a part of the City's asset inventory. Capital projects can be further categorized into land, buildings, improvements other than buildings, and infrastructure, which includes roads, sidewalks, bridges, utility lines, physical plants, etc. Capital costs typically consist of preliminary design, final design, and construction, and may involve the acquisition of land or easements. For purposes of the CIP Plan, a Capital Improvement Project should generally exceed a cost of $100,000.
2. For the most part, projects in the CIP should be based upon master plans or developer agreements. This ensures that the City's CIP, which is the embodiment of the recommendations of these individual planning studies, is responsive to the officially stated direction of the City as contained in the Comprehensive Plan and supporting master plans. Examples of these supporting documents are: Water and Wastewater Modeling Plans, Thoroughfare Plan, Parks Master Plan, Trail Plan, Municipal Facilities Plan, etc.
3. For every project identified in the CIP, a project scope and project justification will be provided. Also, project costs shall be estimated, funding sources identified and annual operation and maintenance costs computed.
4. Parks Board and the Planning and Zoning Commission will be provided opportunities to review the list of CIP projects for the CIP and may suggest additions and/or changes to the plan as appropriate.

5. Annually, through the budget process and at year-end, projects are to be reviewed. For those identified as complete, any remaining funds will close to fund balance. For those projects with identified savings, the project budget will be reduced and the subsequent savings will flow to fund balance. These funds can then be reappropriated during the next fiscal year capital budget. Funds remaining from bond proceeds will only be used in accordance with the legal use of those funds.
6. Appropriations for capital projects are for the life of the project; therefore reappropriation of capital funding for each fiscal year for budgeted projects is not necessary.

Infrastructure Evaluation and Replacement/Rehabilitation

Water, wastewater, drainage, street lighting, streets and sidewalks, municipal facilities and other infrastructure are fundamental and essential functions for public health and safety, environmental protections and the economic well being of the City. As a result, the City's CIP should be focused on ensuring that infrastructure is replaced as necessary to protect the City's investment, to minimize future replacement and maintenance costs, and to maintain existing levels of service and accommodate growth.

1. High priority should be given to replacing/rehabilitating capital improvements prior to the time that they have deteriorated to the point where they are hazardous, incur high maintenance costs, negatively affect property values, or no longer serve their intended purpose.
2. The decision on whether to repair, replace or to rehabilitate an existing capital asset will be based on which alternative is most cost-effective, which would include life-cycle costing, and provide the best value to the City.

Replacement of Capital Assets on a Regular Schedule (Fleet, Fire Trucks, and High-Tech)

The City shall annually prepare a schedule for the replacement of its fleet, fire trucks, and high technology capital assets. Funding for the replacement of these assets will be accomplished through the annual budget process, within the resources available each fiscal year. A variety of funding options will be explored, including but not limited to cash on hand and lease/purchase, based upon a determination of what would be in the best interest of the City.

Capital Expenditure Financing

The City recognizes that there are three basic methods of financing its capital requirements: Funding from current revenues; funding from fund balance; or funding through the issuance of debt. Types of debt and guidelines for issuing debt are set forth in the Debt Policy Statements.

Pay-As-You-Go Capital Improvements

1. The City will pay cash for capital improvements within the financial affordability of each fund versus issuing debt when funding capital improvements and capital purchases. This will reduce/minimize the property tax and utility rate impacts on Schertz citizens.
2. The City will seek out and use intergovernmental funding sources for capital improvements in order to leverage City funding and to minimize property and utility rate impacts.

Capital Improvements/Project Reporting
A summary/status report on the City's various capital projects will be prepared quarterly and available to the City Manager and to City Council. Income statements on the City's CIP funds will be prepared quarterly and include budget-to-actual for each project as well as list of major contracts, expense to date, and % contract completion.

DEBT

Establish guidelines for debt financing that will provide needed facilities, land, capital equipment and infrastructure improvements while minimizing the impact of debt payments on current and future revenues.

Use of Debt Financing
Debt financing, to include general obligation bonds, revenue bonds, certificates of obligation, certificates of participation, lease/purchase agreements, and other obligations permitted to be issued or incurred under Texas law, shall only be used to purchase capital assets that cannot be prudently acquired from either current revenues or fund balance and to fund infrastructure improvements and additions. Debt will not be used to fund current operating expenditures. The City will pay cash for capital improvements within the financial affordability of each fund versus issuing debt when funding capital expenditures and capital improvements, which shall include, but not be limited to, sales tax, utility system revenues, developer fees, inter-local agreements, and state and federal grants.

Affordability
The City shall use an objective analytical approach to determine whether it can afford to issue general-purpose debt, both General Obligation and Certificates of Obligation, water/sewer debt, sales tax revenue debt, and any other financing permitted by State law. The process shall include an internal feasibility analysis for each long-term financing which analyzes the impact on current and future budgets, which would include the tax and utility rates. The process shall also include the benefits of the proposed projects.

The decision on whether or not to issue new debt shall be based on the benefits of the project, current conditions of the municipal bond market, and the City's ability to "afford" new debt. In no case will the City issue general obligation debt that will require a debt service tax rate of $1.50 per $100 assessed valuation, based on a 90% collection rate, which is the maximum tax rate permitted by State law.

Types of Long-Term Debt

1. General Obligation Bonds (GO)

General Obligation bonds require voter approval and are secured by a promise to levy taxes in an amount necessary to pay annual debt service.

a. General Obligation bonds must be issued for projects that are in accordance with the wording in the bond proposition.

2. Certificates of Obligation

Certificates of Obligation may be issued without voter approval to finance any public works project or capital improvement, as permitted by State law. It is the City's policy to utilize Certificates of Obligation to finance public improvements in certain circumstances and only after determining the City's ability to assume additional debt. Circumstances in which Certificates might be issued include, but are not limited to the following.

a. The City may issue CO's when there is insufficient funding on a general obligation bond-financed capital improvement.
b. The City may issue CO's when "emergency" (urgent, unanticipated) conditions require a capital improvement to be funded rapidly.
c. The City may issue CO's for projects when the City can leverage dollars from others to reduce the City's capital cost for a community improvement.
d. The City may issue CO's for projects when there is no other adequate funding source available (ie: GO or developer funding), the project is determined to be in the best interest of the City, and where a determination is made that waiting for the next bond referendum or having a bond referendum for a small amount of money or a small number of projects is impractical and where public notice versus a voted bond referendum is deemed acceptable by the City Council. e. The City may issue CO's if it would be more economical to issue Certificates of Obligation rather than issuing revenue bonds; and f. The City may issue CO's for projects for which the City will be reimbursed by Developer (principal plus interest)

3. Revenue Bonds

Revenue bonds are generally payable from a designated source of revenue. They do not require voter approval.

For the City to issue new revenue bonds, revenues, as defined in the ordinance authorizing the revenue bonds in question, shall meet the bond coverage ratio as defined in the ordinance. Annual adjustments to the City's rate structures for Enterprise Funds will be made as necessary to maintain the coverage factor. If the City should issue CO's for Water/Sewer Improvements, the Water/Sewer Fund will pay the annual debt service associated with the issue.

Debt Structures

The City shall normally issue bonds with a life not to exceed 25 years for general obligation bonds and 30 years for revenue bonds, but in no case longer than the useful life of the asset. The City shall seek level or declining debt repayment schedules and shall seek to retire 90% of the total principal outstanding within 20 years of the year of issuance. There should be no debt structures that include increasing debt service levels in subsequent years, with the first and second year of a bond payout schedule the exception or as special situations may warrant. There shall be no "balloon" bond repayment schedules, which consists of low annual payments and one large payment of the balance due at the end of the term. There shall always be at least interest paid in the first fiscal year after a bond sale and principal payments starting generally no later than the second fiscal year after the bond issue. Normally, there shall be no capitalized interest included in the debt structure except for debt issuances reimbursing developers for infrastructure or in the case in which the project will generate revenue, but it takes a couple of years to produce the revenue. Capitalized interest should normally not exceed 2 years.

The City currently has a level debt service structure. As such, unless there is growth (increased valuation, increase in number of connections, etc.) or reallocation of the tax rate to debt service, there is no room for additional debt without increasing rates. The City shall seek to begin making attempts to structure future debt issuances, where affordable, to a declining structure.

The City will issue debt based on a fixed rate and will limit use of variable-rate debt due to the potential volatility of such instruments.

Debt

Refunding The City's financial advisor shall monitor the municipal bond market for opportunities to obtain interest savings by refunding outstanding debt. As a general rule, the net present value savings of a particular refunding should exceed 3.0% of the refunded maturities unless (1) a debt restructuring is necessary or (2) bond covenant revisions are necessary to facilitate the ability to provide services or to issue additional debt or (3) the refunding is combined with a new debt issuance.

Interest Earnings on Debt Proceeds

Debt interest earnings will be limited to funding changes to the bond financed Capital Improvement Plan in compliance with the voted propositions, cost overruns on bond projects, or be applied to debt service payments on the bonds issued.

Bond Elections

1. Timing of general obligation bond elections shall be determined by the inventory of current authorized, unissued bonds remaining to be sold and the Five-Year Capital Improvement Plan.
2. The total dollar amount of bond election propositions recommended to the voters should typically not exceed the City's estimated ability to issue the bonds within a 7-year period.
3. An analysis showing how the new debt combined with current debt impacts the City's tax rate and debt capacity will accompany every future bond issue proposal.

Sale Process

The City shall use a competitive bidding process in the sale of debt unless the nature of the issue warrants a negotiated sale. The City will utilize a negotiated process when the issue is, or contains, a refinancing that is dependent on market/interest rate timing, if the interest rate environment or market/economic factors may affect the bond issue, or if the nature of the debt is unique and requires particular skills from the underwriters involved. The City shall award the bonds based on a true interest costs (TIC) basis. However, the City may award bonds based on a net interest cost (NIC) basis as long as the financial advisor agrees that the NIC basis can satisfactorily determine the lowest and best bid.

Underwriting Syndicates

The City's financial advisor shall attempt to involve qualified and experienced firms, which consistently submit ideas to the City and financial advisors and actively participate in the City's competitive sale in its negotiated underwritings. In conjunction with the City, the City's financial advisor shall recommend the structure of underwriting syndicates, which will be optimal for the type and amount of debt being issued.

Bond Ratings

Full disclosure of operations and open lines of communications shall be maintained with the rating agencies. Credit ratings will be sought from one or more of the nationally recognized municipal bond rating agencies, as recommended by the City's financial advisor.

The City will continually strive to maintain or increase the City's current bond ratings by prudently managing its funds and by reviewing and monitoring financial policies, budgets, forecasts and the financial health of the City.

Covenant Compliance
The City will comply with all covenants stated in the bond ordinance, including providing for annual disclosure information and providing for material event notices.

Arbitrage Rebate Monitoring and Reporting
Arbitrage is the interest earned on the investment of bond proceeds above the interest paid on the debt. The City will maintain a system of recordkeeping and reporting to meet the arbitrage rebate compliance requirement of the IRS regulation. The recordkeeping shall include tracking project expenditures, interest earned on the bonds, calculating rebate payments, and remitting any rebatable earnings to the federal government in a timely manner in order to preserve the tax-exempt status of the outstanding debt. Arbitrage rebate calculations will be performed annually on all debt issues and the liability recorded for any positive arbitrage. Due to the specialized nature of the calculations, this function will typically be outsourced.

Lease/Purchase Agreements
The City will use lease/purchase agreements for the acquisition of equipment when it is cost-effective and provides for attractive terms. All lease purchase agreements will be approved by City Council no matter the dollar amount.

CASH MANAGEMENT AND INVESTMENTS

To maintain the City's cash in such a manner so as to ensure the absolute safety of principal, to meet the liquidity needs of the City, and to achieve the highest possible yield.
Investment Management

1. All aspects of cash/investment management shall be designed to ensure safety and integrity of the City's financial assets.
2. Cash/Investment management activities shall be conducted in full compliance with prevailing local, state, and federal regulations. (See City's Investment Policy and Strategy)
3. The City will utilize competitive quotes from approved broker/dealers, affording no special advantage to any individual or corporate member of the financial or investment community.
4. The City will only do business with City authorized broker/dealers and/or financial institutions as approved by Council and who have executed a written certification of their review of the City's Investment Policy.
5. The City shall design and establish policies relating to a variety of cash/investment management issues, such as the eligibility and selection of various broker/dealers, safekeeping requirements, collateral requirements, delivery versus payment requirements, weighted average maturity requirements and other such aspects of the program, which necessitate standard setting in pursuit of appropriate prudence and enhanced protection of assets. (See City's Investment Policy)

6. Investments of the City shall be made with the exercise of judgment and care which persons of prudence, discretion, and intelligence exercise in the management of their own affairs, not for speculation, but for investment.

Investment Strategy
The City of Schertz maintains a consolidated portfolio in which it pools its funds for investment purposes. The City's investment program seeks to achieve safety of principal, adequate liquidity to meet cash needs, and reasonable yields commensurate with the preservation of principal and liquidity. (See City's Investment Strategy)

Interest Income
Interest earned from investments shall be distributed to the funds from which the funds were provided.

Arbitrage Investments
Investment on bond proceeds will be made with safety of principal and liquidity in mind, but with a competitive rate of return. If there is positive arbitrage, the rebatable earnings will be sent to the IRS, as necessary.

Depository The City will select its official bank through a formal bidding process in order to provide the City with the most comprehensive, flexible, and cost-effective banking services available. The City will, at a minimum, bid depository services every five years. The City will review the financial health of the City's depository annually to include but not be limited to earnings, assets, capital, and liquidity.

Collateralization of Deposits

1. The City shall have pledged collateral held at an independent third-party institution and evidenced by a written receipt.
2. The value of the pledged collateral should be marked to market monthly and shall be at least 102 percent of par or market value of the investments, whichever is greater.
3. Substitutions of collateral shall meet the requirements of the collateral agreement. Collateral shall not be released until the replacement collateral has been received, if the release of the collateral should result in the value being under 102 percent of par value. The pledge of collateral shall comply with the City's investment policy.

11511 Luna Road
Suite 500
Farmers Branch, TX 75234
tel (214) 871-1400
reference no.: 1926274

July 30, 2026

City of Schertz
1400 Schertz Parkway
Schertz, TX 78154
Attention: James Walters, Director of Finance

Re: ***US$9,850,000 City of Schertz, Texas, Combination Tax and Limited Pledged Revenue Certificates of Obligation, Series 2026, dated: August 1, 2026, due: February 1, 2046***

Dear James Walters

Pursuant to your request for an S&P Global Ratings rating on the above-referenced obligations, S&P Global Ratings has assigned a rating of "AA+". S&P Global Ratings views the outlook for this rating as stable. A copy of the rationale supporting the rating is enclosed.

This letter constitutes S&P Global Ratings' permission for you to disseminate the above-assigned ratings to interested parties in accordance with applicable laws and regulations. However, permission for such dissemination (other than to professional advisors bound by appropriate confidentiality arrangements or to allow the Issuer to comply with its regulatory obligations) will become effective only after we have released the ratings on standardandpoors.com. Any dissemination on any Website by you or your agents shall include the full analysis for the rating, including any updates, where applicable. Any such dissemination shall not be done in a manner that would serve as a substitute for any products and services containing S&P Global Ratings' intellectual property for which a fee is charged.

To maintain the rating, S&P Global Ratings must receive all relevant financial and other information, including notice of material changes to financial and other information provided to us and in relevant documents, as soon as such information is available. Relevant financial and other information includes, but is not limited to, information about direct bank loans and debt and debt-like instruments issued to, or entered into with, financial institutions, insurance companies and/or other entities, whether or not disclosure of such information would be required under S.E.C. Rule 15c2-12. You understand that S&P Global Ratings relies on you and your agents and advisors for the accuracy, timeliness and completeness of the information submitted in connection with the rating and the continued flow of material information as part of the surveillance process. Please send all information via electronic delivery to: pubfin_statelocalgovt@spglobal.com. If SEC rule 17g-5 is applicable, you may post such information on the appropriate website. For any information not available in electronic format or posted on the applicable website,

Please send hard copies to:
S&P Global Ratings
Public Finance Department
55 Water Street
New York, NY 10041-0003

The rating is subject to the Terms and Conditions, if any, attached to the Engagement Letter applicable to the rating. In the absence of such Engagement Letter and Terms and Conditions, the rating is subject to the attached Terms and Conditions. The applicable Terms and Conditions are incorporated herein by reference.

S&P Global Ratings is pleased to have the opportunity to provide its rating opinion. For more information please visit our website at www.standardandpoors.com. If you have any questions, please contact us. Thank you for choosing S&P Global Ratings.

Sincerely yours,

S&P Global Ratings
a division of Standard & Poor's Financial Services LLC

jc
enclosures

cc: ***Andrew Friedman***
Mark McLiney
Veronica Alonzo

S&P Global
Ratings

S&P Global Ratings
Terms and Conditions Applicable To Public Finance Credit Ratings

General. The credit ratings and other views of S&P Global Ratings are statements of opinion and not statements of fact. Credit ratings and other views of S&P Global Ratings are not recommendations to purchase, hold, or sell any securities and do not comment on market price, marketability, investor preference or suitability of any security. While S&P Global Ratings bases its credit ratings and other views on information provided by issuers and their agents and advisors, and other information from sources it believes to be reliable, S&P Global Ratings does not perform an audit, and undertakes no duty of due diligence or independent verification, of any information it receives. Such information and S&P Global Ratings' opinions should not be relied upon in making any investment decision. S&P Global Ratings does not act as a "fiduciary" or an investment advisor. S&P Global Ratings neither recommends nor will recommend how an issuer can or should achieve a particular credit rating outcome nor provides or will provide consulting, advisory, financial or structuring advice. Unless otherwise indicated, the term "issuer" means both the issuer and the obligor if the obligor is not the issuer.

All Credit Rating Actions in S&P Global Ratings' Sole Discretion. S&P Global Ratings may assign, raise, lower, suspend, place on CreditWatch, or withdraw a credit rating, and assign or revise an Outlook, at any time, in S&P Global Ratings' sole discretion. S&P Global Ratings may take any of the foregoing actions notwithstanding any request for a confidential or private credit rating or a withdrawal of a credit rating, or termination of a credit rating engagement. S&P Global Ratings will not convert a public credit rating to a confidential or private credit rating, or a private credit rating to a confidential credit rating.

Publication. S&P Global Ratings reserves the right to use, publish, disseminate, or license others to use, publish or disseminate a credit rating and any related analytical reports, including the rationale for the credit rating, unless the issuer specifically requests in connection with the initial credit rating that the credit rating be assigned and maintained on a confidential or private basis. If, however, a confidential or private credit rating or the existence of a confidential or private credit rating subsequently becomes public through disclosure other than by an act of S&P Global Ratings or its affiliates, S&P Global Ratings reserves the right to treat the credit rating as a public credit rating, including, without limitation, publishing the credit rating and any related analytical reports. Any analytical reports published by S&P Global Ratings are not issued by or on behalf of the issuer or at the issuer's request. S&P Global Ratings reserves the right to use, publish, disseminate or license others to use, publish or disseminate analytical reports with respect to public credit ratings that have been withdrawn, regardless of the reason for such withdrawal. S&P Global Ratings may publish explanations of S&P Global Ratings' credit ratings criteria from time to time and S&P Global Ratings may modify or refine its credit ratings criteria at any time as S&P Global Ratings deems appropriate.

Reliance on Information. S&P Global Ratings relies on issuers and their agents and advisors for the accuracy and completeness of the information submitted in connection with credit ratings and the surveillance of credit ratings including, without limitation, information on material changes to information previously provided by issuers, their agents or advisors. Credit ratings, and the maintenance of credit ratings, may be affected by S&P Global Ratings' opinion of the information received from issuers, their agents or advisors.

Confidential Information. S&P Global Ratings has established policies and procedures to maintain the confidentiality of certain non-public information received from issuers, their agents or advisors. For these purposes, "Confidential Information" shall mean verbal or written

information that the issuer or its agents or advisors have provided to S&P Global Ratings and, in a specific and particularized manner, have marked or otherwise indicated in writing (either prior to or promptly following such disclosure) that such information is "Confidential."

S&P Global Ratings Not an Expert, Underwriter or Seller under Securities Laws. S&P Global Ratings has not consented to and will not consent to being named an "expert" or any similar designation under any applicable securities laws or other regulatory guidance, rules or recommendations, including without limitation, Section 7 of the U.S. Securities Act of 1933. S&P Global Ratings has not performed and will not perform the role or tasks associated with an "underwriter" or "seller" under the United States federal securities laws or other regulatory guidance, rules or recommendations in connection with a credit rating engagement.

Disclaimer of Liability. S&P Global Ratings does not and cannot guarantee the accuracy, completeness, or timeliness of the information relied on in connection with a credit rating or the results obtained from the use of such information. S&P GLOBAL RATINGS GIVES NO EXPRESS OR IMPLIED WARRANTIES, INCLUDING, BUT NOT LIMITED TO, ANY WARRANTIES OF MERCHANTABILITY OR FITNESS FOR A PARTICULAR PURPOSE OR USE. S&P Global Ratings, its affiliates or third party providers, or any of their officers, directors, shareholders, employees or agents shall not be liable to any person for any inaccuracies, errors, or omissions, in each case regardless of cause, actions, damages (consequential, special, indirect, incidental, punitive, compensatory, exemplary or otherwise), claims, liabilities, costs, expenses, legal fees or losses (including, without limitation, lost income or lost profits and opportunity costs) in any way arising out of or relating to a credit rating or the related analytic services even if advised of the possibility of such damages or other amounts.

No Third Party Beneficiaries. Nothing in any credit rating engagement, or a credit rating when issued, is intended or should be construed as creating any rights on behalf of any third parties, including, without limitation, any recipient of a credit rating. No person is intended as a third party beneficiary of any credit rating engagement or of a credit rating when issued.

GLOSSARY

GLOSSARY

ACCOUNT	A designation assigned to an accounting entry where a running total of all entries is kept. It is a grouping of assets, liabilities, reserves, retained earnings, revenues, or expenses.
ACCOUNTING STANDARDS	The generally accepted accounting principles (GAAP) set by the Governmental Accounting Standards Board (GASB) that guide the recording and reporting of financial information.
ACCOUNTS PAYABLE	A short term liability (less than one year) showing the amounts currently owed for goods and services received by the City.
ACCOUNTS RECEIVABLE	A short term asset (less than one year) showing the amount currently due to the City for goods and services pro
ACCRUAL ACCOUNTING	An accounting method in which revenues and expenses are recorded at the time they occur, rather than when cash is traded hands. Used for financial reports
AD VALOREM TAXES	Commonly referred to as property taxes. The charges levied on all real and certain personal property according to the property's assessed value and the tax rate. Used to support the General Fund and pay general obligation debt.
ADOPTED BUDGET	The budget as approved by the City Council. It sets the legal spending limits and funding sources for the fiscal year.
ASSESSED VALUE	A value set upon real estate or other property as a basis for levying property taxes. For the City of Schertz, the Appraisal Districts of Bexar, Comal, and Guadalupe Counties are responsible for assessing property values.
ASSET	Resources of the City that cover liability obligations.
BAD DEBT EXPENSE	This expense is used to recognize the City's estimated amount of uncollectable revenue.
BALANCED BUDGET	A budget where current revenues meet or exceed current expenses resulting in a positive fund balance at the end of the fiscal year.
BOND	Are a long term debt issued by the City to pay for large capital projects such as buildings, streets, and water/sewer system improvements.
BUDGET CALENDAR	The schedule of key dates used as a guide to complete various steps of the budget preparation and adoption processes.

GLOSSARY

CAPITAL IMPROVEMENTS	Expenditures for the construction, purchase, or renovation of City facilities or property.
CAPITAL OUTLAY	Purchase of property or equipment greater than $5,000 which will be added to the City's fixed assets.
CASH	Currency on hand with the bank
CASH BASIS	An accounting method that recognizes revenues and expenses when cash enters or leaves the bank instead of when services are provided.
CERTIFICATES OF OBLIGATION	Tax supported bonds similar to general obligation bonds and can be issued after meeting strict publication requirements and council approval.
CHARTER	A document that establishes the city's governmental structure and provides distribution of powers and duties. In order to be implemented or changed it must be approved with a vote by the people
CITY COUNCIL	The elected governing body of the City, consisting of the Mayor and five (5) council members acting as the legislative and policy-making bod of the City.
CRM	Client Resource Management - a type of software for tracking dates, events, and clients.
DEBT SERVICE	Payments on debt made up of principle and interest following a set schedule.
DELINQUENT TAXES	Property taxes remaining unpaid after the due date. Delinquent taxes incur penalties and interest at rates specified by law.
DEPARTMENT	A functional group of the City with related activities aimed at accomplishing a major City service or program.
DEPRECIATION	In accounting, this is a noncash expense that reduces the value of a capital asset over its expected useful life.
EFFECTIVE TAX RATE	The rate that would produce the same amount of property taxes from the properties on the previous year's tax rolls.
ENTERPRISE FUNDS	See Proprietary Fund.
EXPENDITURE	Any payment made by the City.
EXPENSE	Any reduction in Fund Balance.
FISCAL YEAR	The time period designated by the City signifying the beginning and ending period for recording the financial transactions of the City. The City of Schertz' fiscal year begins each October 1st and ends the following September 30th.

GLOSSARY

FIXED ASSETS	Assets of a long-term character which are intended to be held or used, such as land, buildings, machinery, furniture, and equipment.
FTE	Full Time Equivalent (FTE) is a measure of employment of a position based on the total hours worked in a week versus the expected 40 hours of a full time employee.
FUND	A fiscal and accounting entity established to record receipt and disbursement of income from sources set aside to support specific activities or to attain certain objectives. Each fund is treated as a distinct fiscal entity where assets equal liabilities plus fund balances.
FUND BALANCE	The difference between fund assets and fund liabilities of governmental and trust funds.
FUND EQUITY	The difference between assets and liabilities of any fund.
GENERAL FUND	The major fund in most governmental entities. It contains many activities associated with municipal government, such as police and fire rescue, libraries, parks and recreation.
GENERAL OBLIGATION BONDS	A municipal bond backed by property taxes
GOALS	Department/Division objectives intended to be accomplished or begun within the coming fiscal year.
GOVERNMENTAL FUND	Funds, or specific groups of revenues and expenses, including the General Fund, Special Revenue Funds, Capital Project Funds, and Debt Service Funds.
HOME RULE CITY	Cities which have over 5,000 in population and have adopted home rule charters.
I&S	Interest and Sinking - The portion of the property tax that goes to pay debt issued by the City
INTEREST & SINKING FUND	See Debt Service Fund.
INTERFUND TRANSFERS	Transfer made from one City fund to another City Fund for the purpose of reimbursement of expenditures, general and administrative services, payments-in-lieu of taxes, or debt service.
INTERGOVERNMENTAL REVENUES	Revenues from other governments in the form of grants, entitlements, shared revenues, or payments-in-lieu of taxes. Service contracts?
LIABILITY	Debt or other legal obligations arising out of transactions in the past that must be liquidated, renewed, or refunded at some future date. The term does not include encumbrances.
LUE'S	Living Unit Equivalent, the amount of water in gallons per year that an average household would produce

M&O	Acronym for "maintenance and operations". (1) The recurring costs associated with a department or activity; (2) the portion of the tax rate that is applied to the General Fund.
MISSION	The basic purpose of a department/division - the reason for its existence.
MIXED BEVERAGE TAX	A tax imposed on the gross receipts of a licensee for the sale, preparation, or serving of mixed beverages.
MODIFIED ACCRUAL BASIS	Method of governmental accounting recognizes revenues when they are measurable and available and expenditures when goods or services are received with the exception of principal and interest on long term debt.
OPERATING BUDGET	Plans of current expenditures and the proposed means of financing them. The annual operating budget is the primary means by which most of the financing activities of the City are controlled.
OPERATING EXPENSES	Proprietary Fund expenses related directly to the Fund's primary activity.
ORDINANCE	A formal legislative enactment by City Council.
PAYMENT-IN-LIEU OF TAXES	A payment made to the City in lieu of taxes. These payments are generally made by tax exempt entities for which the City provides specific services. For example, the City's Water & Sewer Fund provides this payment to the City's General Fund because of the Water & Sewer Fund's exemption from property taxation.
PROPRIETARY FUND	Also referred to as Enterprise Fund. A governmental accounting fund in which services are provided, such as water and sewer service, are financed and operated similarly to those in a private business. The intent is that the costs of providing these services be recovered through user charges.
RESOLUTION	A special or temporary order of the City Council. Requires less formality than an ordinance.
RETAINED EARNINGS	An equity account reflecting the accumulated earnings of a proprietary fund.
REVENUE BONDS	Bonds whose principal and interest are payable exclusively from earnings of a proprietary fund.
SPECIAL REVENUE FUND	Accounts for the proceeds of specific revenue sources that are legally restricted to expenditure for specified purposes.

TAX BASE	The total net taxable value after exemptions of all real and personal property in the City.
TAX LEVY	The result of multiplying the ad valorem property tax rate per one hundred dollars times the tax base.
TAX RATE	The rate applied to all taxable property to general revenue. The City's tax rate is comprised of two components; the debt service rate, and the maintenance and operations (M&O) rate.
TAX ROLL	The official list showing the amount of taxes levied against each taxpayer or property. See also Tax Base.
TAXES	Compulsory charges levied by a government to finance services performed for a common benefit.
TMRS	The Texas Municipal Retirement System provides retirement plans to its member cities. Each city selects its own plan and its contributions are computed on each individual city's plan and actuarial information.
TRANSMITTAL LETTER	A general discussion and overview of the proposed budget as presented in writing by the City Manager to the City Council
UNENCUMBERED BALANCE	The amount of an appropriation that is not expended or encumbered. It is essentially the amount of money still available for future purchases.
USER CHARGES	The payment of a fee for direct receipt of a public service by the party who benefits from the service.
UTILITY FUND	See Proprietary Fund.
VISION	The desired optiumum state or ultimate goal of the City or Department.

As discussed at the August 25, 2026 Budget Retreat, in response to Council's discussions regarding the tax rate and adding positions in the Police Department, patrol officers and dispatchers, staff undertook an exercise to identify cuts to the draft General Fund budget. Cuts of 1% and an additional 0.5% were identified. These cuts reduce the General fund budget by $575,256 and an additional $244,581 for a total reduction of $819,837.

General Fund Proposed Cuts:

1% Reduction

- Nondepartmental 101
    - ($17,000) Copiers – reduce the number of copiers in General Fund locations by 13%
    - ($9,535) Historical Committee Funding – reduce the committee's funding to $1,000 annually. This could cover basic costs still but put a heavier focus on fund raising for the committee
- City Council 150
    - ($2,156) Training – reduced training opportunities for Council.
- City Manager 151
    - ($300) Uniforms – reduce the number of embroidered shirts/jackets provided to staff.
    - ($1,000) Employee Recognition – reduce the number of opportunities to recognize staff for excellence.
    - ($395) Publications – No longer order a paper San Antonio Express News subscription.
    - ($982) Training – reduce training opportunities for staff.
    - ($5,000) Meeting Expenses – reduce the use of consultants for council/staff retreats
    - ($2,960) Special Events – reduce the ability for expansion of events as they come up throughout the year.
- Municipal Court 152
    - ($500) Uniforms – should still have enough for 1 shirt each.
    - ($500) Office Supplies – less printing going forward

    - ($500) Special Events – less public outreach
    - ($1,000) Printing & Binding – move process to digital jackets (documents for cases)
    - ($300) Interpreter Services – this is dependent what cases come in that need assistance. If more than one case comes in staff would suggest contingency.
    - ($660) Court/Jury Costs – this cost is based on jury trials per year. Could be minimal impact. If additional jury cases come up, staff would request contingency.
    - ($300) Prosecutor Services – less emails/clarifications sent to Prosecutor
    - ($1,000) Other Maintenance Agreements – could request contingency or additional funds in the future if more people pay online.
- Customer Relations 153
    - ($1,006) Personnel – reduce time worked per week by 17 minutes.
- Planning & Zoning 154
    - ($250) Publications – cut would still allow for purchasing materials for continuing education that cannot be accessed online.
    - ($100) Training – reduce ability to send all staff members for continuing education for certifications
    - ($2,750) Training/Commission – reduction means not all Zoning Commissioners can attend the Texas APA Conference each year.
    - ($600) Office Supplies – limit supplies available. In year's past, have not used full amount.
- Economic Development 156
    - ($18,000) Main Street Local Flavor Grant – fewer businesses on Main Street would get support from the City, potentially reducing the viability of Main Street as a business hub location.
- City Secretary 164
    - ($700) Uniforms – purchase no shirts or other apparel for employees.
    - ($3,183) Records Management – saved budget with new contract
- Public Affairs 170
    - ($2,000) Writers/Photography - We would no longer look to outside writers for Schertz Magazine and we would limit the amount of

events/programs/photoshoots that we would send a photographer out to. PA staff would absorb the workload
    - ($5,600) Professional Services - We would limit to professional headshots for staff and council to once a year. We would also limit our use of professional video services. We would only produce our State of the City video and one other long form video production for the year, likely choosing a highlight video for one major event.
- Engineering 173
    - ($250) Uniforms – fewer PPE purchased for staff
    - ($100) Memberships Professional – potentially staff would need to pay for their own memberships to professional organizations
    - ($100) Office Supplies – fewer notebooks purchase for staff
    - ($50) Motor Vehicle Supplies – may need to reduce the number of car washes
    - ($50) Computers Under $5,000 –
    - ($25) Printing & Binding – hand out less business cards.
    - ($15,389) Professional Service – fewer traffic studies will be available each year
- Police 256
    - ($31,570) Uniforms - Reduced funding may lead to the inability to replace damaged or worn equipment/uniforms, and reduce the professional image maintained by the department. Worn or damaged uniforms undermine departmental credibility and officer morale.
    - ($6,000) Employee Morale - Reduced funding will reduce opportunities for recognition at annual awards, promotions and retirements, and other morale boosting activities. Employee recognition programs are critical retention and motivation tools, particularly in high-stress professions. Loss of morale initiatives directly correlates with increased turnover, requiring costly recruitment and training of replacements.
    - ($25,000) Training - Reduced funding will reduce opportunities for recognition at annual awards, promotions and retirements, and other morale boosting activities. Employee recognition programs are critical retention and motivation tools, particularly in high-stress professions.

Loss of morale initiatives directly correlates with increased turnover, requiring costly recruitment and training of replacements.

- ($2,000) Meeting Expenses - Reduces the ability to provide accommodations for professional meetings and trainings.
- ($7,500) Medical Services - Reduces the capability of Animal Services to provide the continued level of medical care desired by the city. Services may be reduced.
- ($13,739) Operating Supplies - Reduced capacity for normal daily operations. May affect all sections of the department negatively (Such as being able to purchase supplies for properly securing evidence).
- ($3,500) Office Supplies - Reduced ability to supply personnel with supplies for daily activities, such as note taking calls, fulfilling FOIA requests, or completing normal operating tasks.
- ($3,275) Child Safety - Reduced ability to provide safety supplies to crossing guards and public outreach supplies.
- (5,000) Chem/Med/Lab Supplies - Reduces the capability of Animal Services to provide the continued level of care desired by the city. Services may be reduced.
- ($6,000) Furniture - Reduces the ability for department personnel to maintain broken furniture due to normal wear and tear during the year.
- ($5,000) Computers/Peripherals - Reduces the ability for department personnel to maintain broken furniture due to normal wear and tear during the year.
- ($5,000) Abatement – Remove line item. Removes the ability of the department to respond to any Animal Service issues as mitigation efforts.
- ($4,500) Advertising - Reduces the ability of the department to actively recruit and provide professional materials to entice well-qualified applicants.
- ($10,000) City Insurance Commercial – Staff would need contingency if rates rise higher than expected for liability insurance.
- ($5,100) Community Outreach - Reduces the mission of community-based policing and developing community contacts and resources.

    - ($4,300) Printing/Binding - Reduces the capability of the department to provide required forms, such as victim booklets, and professional documents, such as the annual report.
    - ($800) Cremation Services - Reduces the ability of Animal Services to properly dispose of decease animals.
    - ($800) Contractual Services - Reduction limits the Animal Shelter's ability to offer community services it cannot provide internally.
    - ($825) Other Maintenance Agreements - Completely removes the budget line and forces funds to be pulled from somewhere else to reduce the effectiveness of that account.
    - ($4,600) Computers Over $5,000 - Aging equipment increases downtime in interconnected systems and heightens cybersecurity vulnerabilities.
- Fire Rescue 257
    - ($5,000) Uniforms - additional personnel more replacements coming in the future plus planned and required replacement of our PPE will be a challenge
    - ($1,500) Employee Recognition - Important program for our members but not essential – considered deleting
    - ($1,724) Memberships Professional – staff would need to request contingency if prices rise higher than expected to maintain necessary certifications.
    - ($750) Publications – Fewer materials would be purchased. These are items we get for industry information and continued growth as well as necessary tools for divisions like fire prevention.
    - ($3,750) Training – reduced training opportunities for staff and reduced morale.
    - ($2,337) Meeting Expenses – modify frequency of regional meetings with other communities, stakeholders and internal teams.
    - ($4,000) Professional Certification – certifications may need to be paid for by employees.
    - ($2,000) Med/Chem/Lab Supplies – supplies required fluctuate by call volume and training. This line has been over before and if necessary, staff will request contingency to cover the overage.

    - ($1,500) Motor Vehicle Supplies - supplies required fluctuate by call volume and training. This line has been over before and if necessary, staff will request contingency to cover the overage.
    - ($1,176) Equipment Maintenance Supplies - supplies required fluctuate by call volume and training. This line has been over before and if necessary, staff will request contingency to cover the overage.
    - ($2,500) Furniture – will impact our strategic replacement plan for items that typically get work and cause health and safety issue for personnel
    - ($1,500) Vehicle Accessories – staff will attempt to do more in house to reduce labor costs.
    - ($2,000) Computers & Peripherals – reduce the ability to purchase computer peripherals and could prevent staff from utilizing the latest technologies for fire rescue and prevention.
    - ($1,800) Communication Equipment – this would reduce the ability to replace radios as they go out. If too many go out at once, staff will need to request contingency or place a one-time large order with approval of a supplemental request.
    - ($3,436) Printing & Binding – staff would look for ways to be more efficient when printing but still provide required information to meetings.
    - ($750) Minor Equipment Maintenance – delay maintenance schedules where impact would be lower.
    - ($2,840) Computer Software – no impact.
    - ($50,000) Communication Capital – annual replacement of radios. This would remove the regular purchase each year and staff will put together a large supplemental request once it's time to replace the radios.
    - ($4,500) Construction – less maintenance and improvements available for the training tower.
- Inspections 258
    - ($400) Uniforms – uniforms for office and field workers would be reduced.

    - ($20,000) Professional Services – This line supports 3rd party inspectors and plan review. This could delay inspections and plan review.
- Neighborhood Services 259
    - ($2,500) Abatement/Graffiti - this is used to clean graffiti on public property. If there is a large uptick in violations the city would have less funds for cleaning.
    - ($2,500) Abatement/Lot Cleaning – If there is a large uptick in violations that are not addressed by the property owner, staff would have less funds for helping the property.
- Streets 359
    - ($8,363) Operating Supplies-Signs – reduced planned sign upgrades for entire neighborhoods
    - ($5,000) Operating Supplies- Dept Signs – reduce the sings produced for other departments and may impair creating vehicle wraps and decals
    - ($10,000) Contractual Services – reduce the amount of tree trimming, curb removals, and concrete roadway replacement; remaining funds will be held for high-priority or emergency issues only.
- Parks 460
    - ($2,388) Uniforms – reduce the number of shirts for admin from 3 to 1 and field staff from 10 to 5. Could reduce sense of team and potentially create a poor image if field staff uniforms become worn.
    - ($2,000) Training – training for staff will become less frequent and reduce the frequency of getting staff certified.
    - ($1,250) Advertising - The amount of promotional giveaways we hand out to the public at special events and programs will be reduced. Will focus on encouraging sponsors to provide promotional giveaways if available.
    - ($739) Schertz Young Leaders - Expenses on this program will be tightened up by generally reducing the number of gifts given to the program graduates, or reducing the cost of those gifts/awards. Food choices for the program will also be evaluated for all potential savings opportunities.

    - ($1,250) Senior Center Field Trips - One field trip will be eliminated from the operational year, which was once a quarter. It will now be one field trip every 4 months, so 3 total for the year. Additional low-cost, or no-cost programming will supplement the level of service, such as Murder Mystery Program, Flash Mob, or guest lectures from free programs (Master Naturalists, Buffalo Soldiers, etc.) Will focus on free locations for future field trips and utilize city vans versus charter buses. Could also explore nominal field trip fees in the future to cover additional trips.
    - ($2,000) Rental Equipment – if the Vac-Trailer and Walk-Behind Roller (one time supplemental requests) are approved, will be able to reduce rental equipment. If additional rentals are necessary, staff may request use of contingency funds.
    - ($20,000) Improvements Over $5,000 - Less projects and improvements will be implemented in the park system. Operating supplies will maintain what we have but the amount of improvements we are able to do per operational year will be reduced with the reduction of $20,000. Improvements in this code include things like shade structures, playground slides, court resurfacing, accessible features, parking lot improvements, well drilling, and Veterans Memorial Plaza renovations. The focus can be shifted to funding some of these out of EDC Funds or Parkland Dedication Funds (if the fund keeps growing.)
- Pools 463
    - ($6,703) Contract Maintenance – the YMCA contract can be reduced however if the YMCA's revenue decreases, staff would request contingency funds to offset the additional cost to the City.
- Event Facilities 464
    - ($500) Uniforms – staff will receive less shirts than in previous years
    - ($1,500) Training – staff will focus on less expense training, including local and virtual, or going to training less frequently.
    - ($2,000) Furniture – future office furniture will be a supplemental request when wear and tear become too great.

    - ($2,285) Operating Equipment – reduce frequency of chair and table replacement. This could affect table and chair quantities in the future if we have to take some out of service and it takes longer to replace.
- Library 665
    - ($5,235) Training - Staff will not be able to attend annual professional conferences such as Texas Library Association Conference, Public Library Association Conference, TML, etc. Free online training opportunities are available and useful in some capacity, but do not provide the same level of engagement and professional growth opportunities we'd like to offer to our staff. We would retain a portion of this budget to cover the cost of our internal library training portal used for onboarding and ongoing staff training.
    - ($500) Office Supplies - This will leave us a small budget to get essential items throughout the year, but we will likely experience a shortage of daily essential supplies such as pens, sharpies, highlighters, tape, labels, envelopes, etc. that are used heavily for library business throughout the year.
    - ($8,773) Library Materials - Other than personnel, this is the largest line in our budget. Library materials are essential to our operation, but in the scenario, we would see cuts in all these areas listed above. Additionally, we are well behind the state average for total materials budget, and this drastically sets us back further than where we were FY 22-23. We conducted a patron satisfaction survey in 2025 and additional materials in all formats were a top priority, and this imposes the opposite effect.
    - ($200) Meeting Expenses - This will reduce what we are able to provide staff with on our planned quarterly training days. Staff attending business meetings, representing our department and City would need to utilize their own funds to purchase meals.
- Information Technology 853
    - ($1,800) Uniforms - This reduction would require IT staff to reduce the number of City-embroidered shirts provided each fiscal year. Staff would need to extend the replacement cycle and prioritize uniform purchases based on need.

- ($12,000) Training - This reduction would limit the number of IT staff who can attend professional conferences and specialized training. Staff would need to rotate attendance at conferences and training opportunities related to **GIS, CityView, and TAGITM**. This could limit the number of employees who receive current training and bring new knowledge and best practices back to the department.
- ($3,800) Office Supplies - This reduction would require IT staff to reduce purchases of department-specific coffee, office supplies, and other office accessories. Staff would need to prioritize essential purchases and extend the time between purchases when possible.
- ($500) Furniture - This reduction would require IT staff to extend the lifespan of existing office furniture. Replacement of office chairs and desks would need to be delayed or rotated based on condition and need.
- ($15,360) Computers - This General Ledger account provides funding for switches, desk phones, monitors, PCs, laptops, Surface Pros, iPads, and Aruba Wi-Fi access points. Switches are an important part of the City's network infrastructure because they manage communication between phones, servers, and Wi-Fi. The City currently has **75 switches** and purchased 20 in FY 2024-25 and 28 in FY 2025-26. The City also has **29 J139 phones and 220 J179 phones**. Fleet-wide, the City averages approximately five phone replacements each year, and these phone models are becoming more difficult to find. Reducing this budget would require the department to extend the lifespan of existing equipment and delay some replacements. As equipment ages, newer firmware and software updates may not be available or supported. This could increase the risk of equipment becoming outdated and could reduce functionality, reliability, and security.
- ($7,500) Communication Equipment - This reduction would require IT staff to extend the annual replacement and upgrade cycle for Wi-Fi equipment. Delaying Wi-Fi upgrades could result in older equipment remaining in service longer. This may limit the City's ability to take advantage of newer technology, improved performance, and current security features.

- Human Resources 866
    - ($9,400) Employee Wellness - We won't be able to purchase wellness goody bags as incentive for participation in our employee wellness expo which will reduce the number of attendees and vendors to the expo. Human Resources and the Wellness Committee already struggle with employee and vendor participation for the employee wellness expo. We also will have to eliminate our workplace wellness nutrition services – wellness lunch and learns, healthy cooking demonstrations and on-site and remote dietician access. This could have a negative impact on our employees' health and increase our medical claims.
- Finance 868
    - ($20) Uniforms – will purchase lower quality shirts and no jackets.
    - ($700) Office Supplies – staff will adjust to lower available supplies.
    - ($4,300) Investment Management Fees – cancel the Hancock Whitney contract and move investments 100% in house.
    - ($2,000) Professional Services - this line includes Financial Advisor services for bonds, arbitrage calculations for bonds, GASB 75 calculations, GFOA certifications for budget, ACFR, and Popular ACFR. Depending on which services are needed each year this line can range from $11k to $19k. The removal of $2k will put us in the middle. With the other reductions, on high years staff would rely on Contingency and not cut services.
    - ($898) Furniture – 1 chair replacement per year for 6 people is a good rotation. If any other furniture breaks, staff will request one-time supplemental funds or use of contingency.
- Purchasing 872
    - ($125) Memberships Professional - will create a risk of a budget shortfall when membership rates for state or national organizations raise their rate
    - ($2,000) Training - Purchasing will no longer be able to send all three staff members to primary state or national training conferences. Funding for continuing education credits (CEU's) required to obtain and maintain specialized professional certifications will be limited.

Reduced networking capabilities with the City not being represented at these high-visibility conferences.
    - ($150) Operating Supplies - Will cause minor inventory constraints on daily consumables (paper, toner, etc.).
    - ($600) Furniture - Will delay end-of-life furniture replacement, creating minor aesthetic deficiencies in the workplace. Will reduce ability to replace furniture with ergonomic options that might mitigate workplace injuries.
    - ($250) Operating Equipment - Proactive upgrades/replacement of existing equipment delayed or halted. Moving to a break/fix priority.
    - ($100) Printing & Binding - Will not be able to utilize external print vendors for specialized binding or large-format printing. These resources are available within the City in some capacity, but the additional requests on those internal resources could cause delays.
- Fleet Maintenance 877
    - ($1,000) Uniforms - This reduction would require the department to extend the replacement cycle for work boots and uniforms, including work pants and shirts, for Fleet mechanics and office staff. The department would need to prioritize replacements based on condition, safety, and employee needs.
    - ($500) Awards - This reduction would limit the department's ability to recognize employees for accomplishments and special events. The department may not be able to provide award items when employees pass certification exams or provide promotional materials during Fleet Week. It could also reduce the department's ability to provide lunches for quarterly celebrations, including birthdays, promotions, and employees passing certification exams.
    - ($500) Meeting Expenses - Fleet is also proposing to combine this General Ledger account with **Awards**. Combining these accounts would provide more flexibility in managing expenses related to employee meetings, recognition, and department events at a reduced overall level.
    - ($5,000) Training - This reduction would limit the number of employees who can attend department-specific conferences and

specialized training. Fleet mechanics work on equipment used by Fire, EMS, Police, and Public Works. Specialized training is important because the equipment and diagnostic systems used by these departments can be complex and require specific knowledge. Under this reduction, the department may only be able to send one staff member to certain conferences or specialized training opportunities.

- ($400) Supplies Inspections - Fleet is no longer required to perform state inspections. In addition, the City's Fleet does not have a large amount of equipment that requires Department of Transportation (DOT) inspections. Because of these changes, the department believes this account can be reduced with minimal operational impact.
- ($200) Office Supplies - This reduction would require staff to extend the time between office supply purchases. Items affected could include pens, file folders, plastic paper sleeves for mechanics, printer paper, paper clips, and other basic office supplies. Staff would need to monitor supplies more closely and prioritize essential purchases.
- ($2,000) Computer Fees & Licenses - These funds are used to maintain and update software for diagnostic equipment used by Fleet mechanics. Reducing this budget could limit the department's ability to keep some diagnostic software current and may affect the department's ability to properly diagnose and repair vehicles and equipment.
- ($2,000) Vehicles & Accessories Under $5,000 - Fleet has improved its vehicle and equipment specifications over the past year. Establishing more consistent standards has reduced the need for aftermarket installations. Because of this improvement, Fleet believes this account can be reduced with a limited operational impact.
- ($5,000) Outside Collision Repair - This account is used for outside repair services when City vehicles or equipment are involved in accidents and require repairs that cannot be completed in-house. Reducing this budget could result in damaged vehicles or equipment taking longer to repair. In some cases, repairs may have to be delayed or may not be completed if sufficient funding is not available. This

could affect the availability of vehicles and equipment needed to support City departments.

- Building Maintenance
    - ($34,566) Personnel- This reduction represents the base salary of one Facilities Maintenance Technician. The Facilities Maintenance Division currently has one Superintendent, one Supervisor, one Team Lead, and two Facilities Maintenance Technicians. The impact of this reduction would be a change of one maintenance position from full time to part time. Staff from other trades, such as HVAC, Electrical, and Plumbing, would need to assist with basic maintenance repairs when needed. This could increase the workload for the other trade divisions and may affect response times for maintenance requests.
- City Assistance 901
    - ($2,250) Assistance – Reduce assistance from $5,000 to $4,250 for Patient Assistance, Children's Advocacy Assistance and the Schertz Housing Authority

Additional 0.5% Reduction

- Non Departmental 101
    - ($14,500) Copier Contract – remove additional copiers to 75% of current level.
- City Council 150
    - ($1,078) Training – further reduce training opportunities for Council. +
- City Manager 151
    - ($1,519) Training – further reduce training opportunities for City Manager's Office.
    - ($2,000) Meeting Expenses – further reduce this line item and accommodations for meetings with council and other stakeholders.
    - ($800) Office Supplies – Reduce the amount of paper used. If matched with copier removal, it could reduce the amount of toner required.
    - ($1,000) Special Events – further reduce the ability to bring in consultants and accommodations for council/staff workshops
- Municipal Court 152

    - ($2,400) Prosecutor Services – negotiate lower rates for prosecutor services.
- Customer Relations 153
    - ($96) Regular – further reduce time worked by 8 mins per week.
- Planning & Zoning 154
    - ($2,300) Training – additional reduction to training. The reduction will impact the Divisions ability to send all staff members to conferences each year and rather have staff alternate years of attendance, etc. which could reduce continuing education for the Division.
- Economic Development 156
    - ($8,500) Main Street Local Flavor Grant – additional deduction to bring total from $50,000 to $23,500 further reducing grant opportunities for businesses on Main Streets.
- City Secretary 164
    - ($1,242) Records Management – recent renegotiated contract could cover reduction.
- Public Affairs 170
    - ($2,000) Writers/Photographers - further reduce this line and existing staff would create more content in house.
    - ($1,800) Professional Services – further reduce this line and long form video length would be reduced to around 60 seconds.
- Engineering 173
    - ($250) Uniforms – additional reduction in uniforms. Staff could be required to purchase their own personal protection equipment.
    - ($100) Professional Memberships – additional reduction in this line. Could require staff to purchase more of their own memberships.
    - ($100) Publications – further reduction in this line item. Project document templates may need to be sourced elsewhere.
    - ($100) Office Supplies – further reduction in this line item. Staff would need to utilize electronic issued equipment for daily office tasks and notes.

    - ($150) Motor Vehicle Supplies – further reduction in this line item. Fewer car washes or more staff time hand washing vehicles, reducing their effectiveness in their primary roles.
    - ($50) Computer Peripherals – further reduction in this line. Additional emphasis on using technology and reducing paper, printing, and office supplies would put additional strain on staff if peripherals break.
    - ($25) Memberships – further reduction in this line item. Staff would rely on other departments to make purchases from membership stores like Costco.
    - ($7,307) Professional Services – furhter reduction in this line item. This would further reduce the ability to conduct traffic or other road studies requested of staff and delay corrections to problem areas.
- Police 256
    - ($6,235) Uniforms – additional reduction in this line item. Reduced funding may lead to the inability to replace damaged or worn equipment/uniforms, and reduce the professional image maintained by the department. Worn or damaged uniforms undermine departmental credibility and officer morale.
    - ($1,000) Employee Morale – further reduction in this line item. Fewer employee recognitions and other moral boosting activities would be held.
    - ($1,000) Professional Memberships – further reduction in this line item. This would completely remove this line from the budget. Staff would be required to pay for their own professional organization memberships if they elect to continue with them.
    - ($11,032) Training – further reduction in this line item. Ammunition shortage: Reduced allocation directly limits firearms qualification, mandatory annual certifications, and tactical exercises. Legal liability: Officers unable to maintain mandated high liability proficiency certifications create departmental liability exposure. Additionally, any reduction in training may affect de-escalation, implicit bias, and crisis intervention techniques that may lead to increased use-of-force incidents and community complaints. Compliance risk: Many training

requirements are state/federal mandates; inability to meet them creates legal and accreditation risks

- ($500) Meeting Expenses – further reduction in this line item. Reduce ability to provide accommodations for professional meetings and trainings.
- ($15,000) Equipment - A $15K reduction directly reduces operational capacity and safety profile of individual offices. Reducing equipment budgets creates a cascading effects across response quality, officer retention, and public safety outcomes.
- ($1,000) Electric Services – may reduce operating hours at the Animal Adoption Center
- ($5,000) Water Services – may reduce the ability to properly clean and maintain the Animal Adoption Center
- ($10,000) Vehicle Fuel - May reduce secondary law enforcement services and ability to operate special events, such as Jubilee.
- ($2,305) Printing & Binding – further reduces the capability of the department to provide required forms, such as victim booklets, and professional documents, such as the annual report.
- ($1,500) Microchip Services – reduce services for microchipping pets
- ($1,500) Professional Services - Reduces the department's ability to acquire specialized external expertise and contracted services that the police department cannot efficiently provide in-house. This budget supports critical administrative, operational, and developmental functions: promotional testing, recruit training, performance evaluations, background investigations, translation/interpretation, etc.
- ($1,363) Radio Agreements - Contractual payments for radio tower lease agreements. If costs are raised, we will be unable to continue proper coverage and be in breach of contract.
- ($2,500) Equipment Maintenance - Reduces the ability to properly maintain aging equipment, forcing other budget lines to be affected or no longer use effective equipment.

    - ($1,000) Computers > $5,000 – further reduction in this line item. Aging equipment increases downtime in interconnected systems and heightens cybersecurity vulnerabilities.
- Fire Rescue 257
    - ($7,500) Uniforms – further reduction in this line item and increases the difficulty in replacing personal protection equipment.
    - ($1,500) Employee Recognition – further reduction in this line item and would hold less events or recognitions for staff.
    - ($1,000) Publications – further reduction in this line item continues to reduce the ability to get updated industry information which are necessary tools for the fire prevention division.
    - ($4,000) Training – further reduction in this line item could deny more training requests from staff and limit their professional development.
    - ($1,131) Meeting Expenses – further reduction in this line item continues to reduce the departments' ability to meet with region partners, other stakeholders, and internal teams.
    - ($2,500) Professional Certification – after further reduction in this line, item staff would still attempt to provide basic certification courses to employees. All additional certification classes and materials would be paid for by the employee.
    - ($1,500) Med/Chem/Lab Supplies – further reduction will continue to increase the chance of being overbudget if calls require special clean up materials.
    - ($2,500) Furniture – further reduction would delay the replacement cycle by 1/3rd
    - ($5,859) Vehicles & Accessories – further reduction will limit the supplies staff can keep for vehicles and could reduce the number of decals and reflectors if more need to be replaced in a specific year than average.
    - ($3,840) Computers & Peripherals – further reduction will limit the amount of replacement parts able to be purchased for computers, reducing work efficiency.
    - ($2,000) Communication Equipment – reductions would limit repairs and lead to large orders requested in a supplemental request.

    - ($4,750) Community Outreach – reduce materials generated for fire prevention awareness programs in schools and in the community.
    - ($2,400) Computer Software – additional licenses would not be able to be purchased for staff and reduces flexibility to address workloads.
    - ($5,000) Construction – further reduction in this line item may require contingency or supplemental requests for repairs or updates to the training towers.
- Inspections 258
    - ($1,500) Uniforms – further reduction this line item and limit the number of uniforms purchased for administrative staff.
    - ($600) Publications – this would reduce the number of materials purchased for certifications required for staff.
    - ($200) - Operating Supplies – this would reduce the ability to purchase first aid kits, items used during inspections, and name tags. These items would be used for longer periods of time before being replaced.
    - ($271) Office Supplies – limit the amount of office supplies or limit quality of office supplies purchased.
    - ($160) Motor Vehicle Supplies – this reduction would limit the number of times vehicles are cleaned and could affect the division's overall appearance.
    - ($5,000) Professional Service – further reduce the amount of 3rd party inspections and plan review, possibly delaying those functions for customers during busy times.
- Neighborhood Services 259
    - ($2,500) Abatement/Graffiti - further reduction in this line item could delay graffiti removal times on public property.
    - ($2,500) Abatement/Lot Cleaning – further reduction in this line item could delay lot cleaning where the City has to step in.
- Streets 359
    - ($1,637) Operating Supplies Signs – further reduce sign upgrades and replacement for neighborhoods. This could delay some replacements.
    - ($10,045) Sidewalk Maintenance – would reduce the number of sidewalks and other pedestrian infrastructure replaced. New projects

will be based on severity first while other would be addressed in a delayed schedule to match funding.

- Parks 460
    - ($14,813) Improvements – further reduce this line item and reduce the size and scope of park renovations and trail development to match the new funding amounts.
- Pools 463
    - ($3,351) Contract Maintenance – staff may request contingency to cover a drop in revenues from the YMCA.
- Event Facilities 464
    - ($3,143) Operating Equipment – further delay table and chair replacements and double the replacement schedule time.
- Library 665
    - ($200) Meeting Expenses – reduced accommodations on quarterly training days and stakeholder meetings.
    - ($7,054.23) Library Materials – further reduce this line item and put the Library at risk for losing state accreditation and state funding as well as access to state resources for TexShare databases, E-Read Texas, and Interlibrary Loans.
- Information Technology 853
    - ($3,000) Equipment – replace 2 less desktops per year and extend the lifespan of existing desktop computers and would affect employee productivity due to reduced processing speeds and difficulty supporting current software.
- Human Resources 866
    - ($1,600) Employee Wellness – further reduce programing for employee wellness and would increase employees medical claims and future medical insurance pricing.
    - ($2,000) Employee Appreciation – reduce the frequency or scope of employee appreciation events.
    - ($1,100) Training – this would reduce the number of staff sent to the state conference and staff has HR certifications to maintain. Alternative training sources would need to be found.
- Finance 868

    - ($350) Uniforms – further reduction in this line item would mean only new staff would be guaranteed a shirt each year. Other staff would need to purchase and embroider their own shirts.
    - ($200) Memberships – remove duplicate memberships. Only 1 employee will be assigned per professional organization. This would make training and networking more difficult as its bottlenecks access to professional resources to all but 1 person in the office for each area.
    - ($3,500) Training – only local and online training for staff. Large conferences would be skipped including National AP Conference, Tyler Technologies Conference (primary accounting software), and the GFOA annual conference.
    - ($500) Supplies – enforce paperless protocols related to all finance processes and reduce printer usage to save toner and paper.
- Purchasing 872
    - ($175) Memberships Professional – further reduction would risk budget shortfall or reduce the number of staff with memberships to Costco/SAMs/other membership required purchasing stores.
    - ($1,290) Training – eliminate out-of-region training and limit staff to get new professional certifications.
    - ($100) Furniture – further reduction will restrict purchases to emergency replacement of broken items only.
    - ($50) Operating Equipment – repairs and replacement will be on emergency need only and replacement parts would wait for available funds.
- Fleet 877
    - ($1,000) Uniforms – further reduction would reduce the ability to replace uniforms and replacements would be based on condition, safety, and employee needs.
    - ($300) Office Supplies – further reduction would require careful monitoring of supplies and prioritizing essential purchases.
    - ($5,000) Outside Collision Repair – further reduction would increase the likelihood of overbudget repairs or delaying repairs due to funding shortfalls.

- Building Maintenance 878
    - Part time change in 1% would cover this reduction as well
- City's Assistance
    - ($300) Assistance – further reduce assistance by $100 for Patient Assistance, Children's Advocacy Assistance, and the Schertz Housing Authority

Table Summary

DEPARTMENT	FY 2026-27 PROPOSED BUDGET	1% REDUCTION PROPOSED BUDGET	1.5% REDUCTION PROPOSED BUDGET
101 - NON DEPARTMENTAL	$2,973,825	$30,135	$14,500
150 - CITY COUNCIL	215,639	2,156	1,094
151 - CITY MANAGER	1,063,732	10,637	5,319
152 - MUNICIPAL COURT	469,674	4,710	2,400
153 - CUSTOMER RELATIONS-311	100,590	1,015	501
154 - PLANNING & ZONING	466,486	4,700	2,300
156 - ECONOMIC DEVELOPMENT	1,766,789	18,000	8,500
164 - CITY SECRETARY	388,354	3,884	1,942
170 - PUBLIC AFFAIRS	752,248	7,600	3,800
173 - ENGINEERING	1,616,358	16,164	8,082
256 - POLICE	14,533,895	145,339	72,670
257 - FIRE RESCUE	10,006,829	100,069	50,034
258 - INSPECTIONS	1,556,345	15,615	7,731
259 - NEIGHBORHOOD SERVICES	576,507	5,000	5,000
359 - STREETS	2,336,343	23,363	11,682
460 - PARKS	2,962,607	29,626	14,813
463 - SWIM POOL	670,254	6,703	3,351
464 - EVENT FACILITIES	628,548	6,285	3,143
665 - LIBRARY	1,450,846	14,508	7,254
853 - INFORMATION TECHNOLOGY	3,909,483	55,960	3,000
866 - HUMAN RESOURCES	940,468	9,400	4,700
868 - FINANCE	918,561	9,246	4,550
872 - PURCHASING & ASSET MGT	322,407	3,225	1,615
877 - FLEET SERVICE	1,510,820	16,600	6,300
878 - BUILDING MAINTENANCE	2,293,120	34,566	0
901 - CITY'S ASSISTANCE	57,666	750	300
	$54,488,394	**$575,256**	**$244,581**
TOTAL REDUCTION		**$575,256**	**$819,837**

Agenda No. 14.

CITY COUNCIL MEMORANDUM

City Council Meeting:	**September 15, 2026**
Department:	**City Secretary**
Subject:	**Resolution 26-R-099 - Ratifying the property tax increase reflected in the Adopted Budget for FY 2026-27 (Finance Director James Walters)**

BACKGROUND

In accordance with the Local Government Code Section 102.007(c), with the adoption of a budget that will require raising more revenue from property taxes than in the previous year, a separate vote must be taken to ratify the property tax increase reflected in the budget.

This vote must be separate from the vote to approve the budget or adopt the tax rate.

GOAL

To be in compliance with state regulations and to ratify the property tax increase reflected in the Adopted Budget for FY 2026-27.

COMMUNITY BENEFIT

To comply with state regulations.

SUMMARY OF RECOMMENDED ACTION

Staff recommends City Council ratify the property tax increase as voted on and approved with the adoption of the FY 2026-27 Budget.

FISCAL IMPACT

The City Council ratifying the budget at the Rate of $0.5175 will raise more total property taxes than last year's budget by $529,021 or 1.9% increase, and of that amount, $1,175,814 is tax revenue to be raised from new property added to the tax roll this year. If Council wants to ratify the budget at a different rate, staff's attached presentation slides describe the impact of those options Council has discussed.

RECOMMENDATION

Staff recommends City Council ratify the property tax increase as voted on and approved with the adoption of the FY 2026-27 Budget.

Attachments

Resolution 26-R-099 Ratify the Property Tax Increase

RESOLUTION 26-R-099

A RESOLUTION BY THE CITY COUNCIL OF THE CITY OF SCHERTZ, TEXAS RATIFYING THE PROPERTY TAX INCREASE REFLECTED IN THE ADOPTED BUDGET FOR FISCAL YEAR 2026-27.

WHEREAS, the Local Government Code Section 102.007(c) states when a budget will require raising more property taxes than in the previous year a vote separate from adopting the budget or tax rate must be taken to ratify the property tax increase; and

WHEREAS, the City staff of the City of Schertz (the "City") has recommended that the City ratify the property tax increase in accordance with the Local Government Code; and

WHEREAS, the City Council has determined that it is in the best interest of the City to ratify the property tax increase.

NOW THEREFORE, BE IT RESOLVED BY THE CITY COUNCIL OF THE CITY OF SCHERTZ, TEXAS THAT:

Section 1. The City Council hereby ratifies the budget will raise more total property taxes than last year's budget by $529,021 or 1.9% increase, and of that amount, $1,175,814 is tax revenue to be raised from new property added to the tax roll this year.

Section 2. The recitals contained in the preamble hereof are hereby found to be true, and such recitals are hereby made a part of this Resolution for all purposes and are adopted as a part of the judgment and findings of the City Council.

Section 3. All resolutions, or parts thereof, which are in conflict or inconsistent with any provision of this Resolution are hereby repealed to the extent of such conflict, and the provisions of this Resolution shall be and remain controlling as to the matters resolved herein.

Section 4. This Resolution shall be construed and enforced in accordance with the laws of the State of Texas and the United States of America.

Section 5. If any provision of this Resolution or the application thereof to any person or circumstance shall be held to be invalid, the remainder of this Resolution and the application of such provision to other persons and circumstances shall nevertheless be valid, and the City Council hereby declares that this Resolution would have been enacted without such invalid provision.

Section 6. It is officially found, determined, and declared that the meeting at which this Resolution is adopted was open to the public and public notice of the time, place, and subject matter of the public business to be considered at such meeting, including this

Resolution, was given, all as required by Chapter 551, Texas Government Code, as amended.

Section 7. This Resolution shall be in force and effect from and after its final passage, and it is so resolved.

PASSED AND ADOPTED, this ____ day of _____, 2026.

CITY OF SCHERTZ, TEXAS

_____
Ralph Rodriguez, Mayor

ATTEST:

_____
Sheila Edmondson, City Secretary

Agenda No. 15.

CITY COUNCIL MEMORANDUM

City Council Meeting:	**September 15, 2026**
Department:	**City Secretary**
Subject:	**Ordinance 26-T-027 - Conduct a Public Hearing and approve an Ordinance approving the appraisal roll; setting the tax rate; levying and assessing general and special ad valorem taxes for the use and support of the municipal government of the City of Schertz, Texas (Finance Director James Walters)**

BACKGROUND

At the August 18, 2026 Council meeting, the City Council, by record vote, established a proposed preliminary maximum tax rate of $0.5593, per $100 of value, with the M&O rate at $0.3912 and the I&S portion of $0.1681. This rate was under the Voter-Approval rate but greater than the No-New-Revenue rate. The rate was set to give council flexibility in discussion of the budget impacts of various tax rates.

Staff submitted a budget to council that would be funded at the No-New-Revenue rate of $0.5296. The No-New-Revenue rate is a rate calculated per state regulations that would raise the same amount of property taxes on properties that existed in the 2025 tax year.

On August 25, 2026, a rate of $0.5175 was directed to staff as the highest option to be considered on September 1, 2026 vote.

In accordance with Chapter 26.05(d) of the State's Property Tax Code, a governing body must hold a public hearing on the tax rate if the proposed maximum tax rate exceeds the lower of the No-New-Revenue or Voter-Approval Tax Rate. In this case, a public hearing is required as the proposed rate does exceed the No-New-Revenue rate.

During the tax rate adoption motion Council can approve a lower rate, however they will not be able to approve a rate higher than this without republishing the notices and holding additional public hearings. Due to timing constraints set by the State Tax Code 26.05(a), the latest council would have to set additional council meetings to propose a rate higher than $0.5593 is September 1, 2026.

Per Sec 26.05(b) of the Tax Code, a tax rate can only be adopted with more than 60% of the votes in favor of the proposed tax rate if the motion would raise the tax rate higher than the No-New-Revenue rate of $0.5296. Since Schertz has 7 voting councilmembers, 5 members must vote in favor of the tax rate for it to pass. If Council approves a rate lower than the No-New-Revenue Rate, a majority vote is required (4 voting councilmembers).

GOAL

To adopt a tax rate in compliance with state statutes and the City Charter.

COMMUNITY BENEFIT

The programs funded by this tax rate will provide additional benefits and service levels to the community.

SUMMARY OF RECOMMENDED ACTION

Staff recommends adoption of the tax rate of $0.5175

FISCAL IMPACT

The No-New-Revenue rate of $0.5296 rate will raise more total property taxes than last year by $1,207,415, or a 4.2% increase, and of that amount, $1,203,307 is tax revenue to be raised from new property added to the tax roll this year.

A proposed rate of $0.5175 would raise more property total property taxes than last year by $529,021, or a 1.9% increase, and of that amount, $1,175,814 is tax revenue to be raised from new property added to the tax roll this year.

Proposed Rate	**Total Tax Rate**	M&O Rate	I&S Rate	**% Change**
Current	**$0.5118**	$0.3437	$0.1681	**-3.4%**
Proposed	**$0.5175**	$0.3494	$0.1681	**-2.3%**
No-New-Revenue	**$0.5296**	$0.3615	$0.1681	**0.0%**
Voter-Approval	**$0.5593**	$0.3638	$0.1681	**5.6%**

RECOMMENDATION

Staff recommends that the City Council approve Ordinance No. 26-T-027 approving the Fiscal Year 2026-27 Proposed Tax Rate.

MOTION LANGUAGE:

If the tax rate is to be set at:
1. The No-New Revenue Rate or lower, no specific language for adoption.

Or

2. If the motion is to adopt a rate higher than the No-New-Revenue Rate, then use the following language:

"I move that the property tax rate be increased by the adoption of a tax rate of XXXXXX, which is effectively a X.X% increase in the tax rate."

Attachments

Ordinance 27-T-027 Adopting a Tax Rate

Tax Rate Calculation

Taxpayer Impact Statement

ORDINANCE 26-T-027

AN ORDINANCE APPROVING THE APPRAISAL ROLL; SETTING THE TAX RATE; LEVYING AND ASSESSING GENERAL AND SPECIAL AD VALOREM TAXES FOR THE USE AND SUPPORT OF THE MUNICIPAL GOVERNMENT OF THE CITY OF SCHERTZ, TEXAS; APPORTIONING THE LEVIES FOR SPECIFIC PURPOSES; PROVIDING A SEVERABILITY CLAUSE; AND PROVIDING AN EFFECTIVE DATE.

WHEREAS, the City Manager of the City of Schertz submitted a tax rate proposal to the City Council prior to the beginning of the fiscal year, and in said tax rate proposal set forth the estimated necessary tax rate required to provide adequate revenues for the general use and support of the Municipal Government of the City of Schertz Texas; and

WHEREAS, the City Council finds that all provisions pertaining to the adoption of an ad valorem tax rate have been in all things complied with; and

WHEREAS, a Public hearing was held by the City Council of the City of Schertz on the 1st day of September 2026; and

WHEREAS, after a full and final consideration, the City Council is of the opinion the tax rate and ad valorem tax appraisal roll should be approved and adopted; and

WHEREAS, the taxes have been levied in accordance with the adopted 2026-27 budget as required by state law**;**

NOW THEREFORE, BE IT RESOLVED BY THE CITY COUNCIL OF THE CITY OF SCHERTZ, TEXAS, THAT:

Section 1. The ad valorem tax appraisal roll and effective tax rate information as presented by the tax assessor for the tax year 2026, be and is hereby in all things approved and adopted.

Section 2. This tax rate will not raise more taxes for Maintenance and Operations than last year's tax rate.

Section 3. The tax rate will effectively decrease and will lower taxes for maintenance and operations on a $100,000 home by approximately $1.44.

Section 4. There is hereby levied and assessed and there shall be collected for the tax year 2026 for the general use and support of the Municipal Government of the City of Schertz, Texas a total ad valorem tax of Fifty-One and Seventy-Five Cents ($0.5175) on each One Hundred Dollars ($100.00) of valuation of property – real and personal – within the corporate limits of the City of Schertz, Texas, subject to taxation. The assessment ratio shall be One Hundred percent (100%).

Section 5. The City Council of the City of Schertz, Texas, does hereby levy or adopt the tax

rate on $100.00 valuation for this city for tax year 2025 as follows:

0.3494 for the purpose of maintenance and operation
0.1681 for the payment of principal and interest on debt
0.5175 total tax rate

Section 6. It is hereby declared to be the intention of the City Council that the phrases, clauses, sentences, paragraphs and sections of this ordinance are severable, and if any phrase, clause, sentence, paragraph or section of the ordinance shall be declared unconstitutional by the valid judgment or decree of any court of competent jurisdiction, such unconstitutionality shall not affect any of the remaining phrases, clauses, sentences, paragraphs and sections of this ordinance, since the same would have been enacted by the City Council without the incorporation in this ordinance of any such unconstitutional phrase, clause, sentence, paragraph or section.

Section 7. This ordinance shall be in full force and effect from and after its passage, and it is so ordained.

Section 8. Ad valorem taxes for the year are due and payable on October 1, 2026 and shall become delinquent after January 31, 2027. A delinquent tax shall incur all penalty and interest authorized by state law, Section 33.01 of the Property Tax Code. Taxes that remain delinquent on and after July 1, 2027, incur an additional penalty of 15% of the amount of the taxes, penalty and interest due, such additional penalty to defray the cost of collection as authorized in Section 6.30 of the Property Tax Code. The City shall have available all rights and remedies provided by law for the enforcement of the collection of taxes levied under this ordinance.

Section 9. Taxes are payable at the office of the counties of Comal, Bexar and Guadalupe.

PASSED AND APPROVED on the _____day of _____, 2026.

CITY OF SCHERTZ, TEXAS

_____
Ralph Rodriguez, Mayor

ATTEST:

_____
Sheila Edmondson, City Secretary

2026 Tax Rate Calculation Worksheet
Taxing Units Other Than School Districts or Water Districts

Form 50-856

City Of Schertz
Taxing Unit Name

(210) 619-1000
Phone *(area code and number)*

1400 Schertz Parkway, Schertz, TX, 78154
Taxing Unit's Address, City, State, ZIP Code

www.schertz.com
Taxing Unit's Website Address

GENERAL INFORMATION: Tax Code Section 26.04(c) requires an officer or employee designated by the governing body to calculate the no-new-revenue (NNR) tax rate and voter-approval tax rate for the taxing unit. These tax rates are expressed in dollars per $100 of taxable value calculated. The calculation process starts after the chief appraiser delivers to the taxing unit the certified appraisal roll and the estimated values of properties under protest. The designated officer or employee shall certify that the officer or employee has accurately calculated the tax rates and used values shown for the certified appraisal roll or certified estimate. The officer or employee submits the rates to the governing body by Aug. 7 or as soon thereafter as practicable.

School districts do not use this form, but instead use Comptroller Form 50-859 *Tax Rate Calculation Worksheet, School District without Chapter 313 Agreements* or Comptroller Form 50-884 *Tax Rate Calculation Worksheet, School District with Chapter 313 Agreements.*

Water districts as defined under Water Code Section 49.001(1) do not use this form, but instead use Comptroller Form 50-858 *Water District Voter-Approval Tax Rate Worksheet for Low Tax Rate and Developing Districts* or Comptroller Form 50-860 *Developed Water District Voter-Approval Tax Rate Worksheet.*

The Comptroller's office provides this worksheet to assist taxing units in determining tax rates. The information provided in this worksheet is offered as technical assistance and not legal advice. Taxing units should consult legal counsel for interpretations of law regarding tax rate preparation and adoption.

Taxing units must include a hyperlink to a document that evidences the accuracy of each entry in the worksheet other than an entry making a mathematical calculation.[1] Source materials must contain data for all worksheets used, including supplemental worksheets.

Insert hyperlink:

https://laserfiche.schertzweb.com/WebLink/DocView.aspx?id=549696&dbid=1&repo=SCHERTZ

SECTION 1: No-New-Revenue Tax Rate

The NNR tax rate enables the public to evaluate the relationship between taxes for the prior year and for the current year based on a tax rate that would produce the same amount of taxes (no new taxes) if applied to the same properties that are taxed in both years. When appraisal values increase, the NNR tax rate should decrease.

The NNR tax rate for a county is the sum of the NNR tax rates calculated for each type of tax the county levies.

While uncommon, it is possible for a taxing unit to provide an exemption for only maintenance and operations taxes. In this case, the taxing unit will need to calculate the NNR tax rate separately for the maintenance and operations tax and the debt tax, then add the two components together.

Line	No-New-Revenue Tax Rate Worksheet	Amount/Rate
1.	**Prior year total taxable value.** Enter the amount of the prior year taxable value on the prior year tax roll today. Include any adjustments since last year's certification; exclude Tax Code Section 25.25(d) one-fourth and one-third over-appraisal corrections from these adjustments. Exclude any property value subject to an appeal under Chapter 42 as of July 25 (will add undisputed value in Line 6). This total includes the taxable value of homesteads with tax ceilings (will deduct in Line 2) and the captured value for tax increment financing (adjustment is made by deducting TIF taxes, as reflected in Line 17).[2]	$ 6,318,976,573
2.	**Prior year tax ceilings.** Counties, cities and junior college districts. Enter the prior year total taxable value of homesteads with tax ceilings. These include the homesteads of homeowners age 65 or older or disabled. Other taxing units enter 0. If your taxing unit adopted the tax ceiling provision last year or a prior year for homeowners age 65 or older or disabled, use this step.[3]	$ 851,347,025
3.	**Preliminary prior year adjusted taxable value.** Subtract Line 2 from Line 1.	$ 5,467,629,548
4.	**Prior year total adopted tax rate.**	$ 0.511800 /$100
5.	**Prior year taxable value lost because court appeals of ARB decisions reduced the prior year's appraised value.**	
	A. Original prior year ARB values: ..... $ 53,928,542	
	B. Prior year values resulting from final court decisions: ..... - $ 47,643,628	
	C. Prior year value loss. Subtract B from A.[4]	$ 6,284,914

[1] Tex. Tax Code §§5.07(g)(4) and 26.04(d-1)
[2] Tex. Tax Code §26.012(14)
[3] Tex. Tax Code §26.012(14)
[4] Tex. Tax Code §26.012(13)

Line	No-New-Revenue Tax Rate Worksheet		Amount/Rate
18.	**Total current year taxable value on the current year certified appraisal roll today.** This value includes only certified values or certified estimate of values and includes the total taxable value of homesteads with tax ceilings (will deduct in Line 20). These homesteads include homeowners age 65 or older or disabled. [12]		
	A. **Certified values:**	$ 6,081,302,922	
	B. **Counties:** Include railroad rolling stock values certified by the Comptroller's office:	+ $ 0	
	C. **Pollution control and energy storage system exemption:** Deduct the value of property exempted for the current tax year for the first time as pollution control or energy storage system property:	- $ 0	
	D. **Tax increment financing:** Deduct the current year captured appraised value of property taxable by a taxingunit in a tax increment reinvestment zone for which the current year taxes will be deposited into the tax increment fund. Do not include any new property value that will be included in Line 24 below. [13] A calculation of the captured appraised value adjustment for each reinvestment zone using Form 50-110 must be provided to show evidence of this figure. [14] Total the amounts on Line 3 of each form	- $ 0	
	E. **Total current year value.** Add A and B, then subtract C and D.		$ 6,081,302,922
19.	**Total value of properties under protest or not included on certified appraisal roll.** [15]		
	A. **Current year taxable value of properties under protest.** The chief appraiser certifies a list of properties still under ARB protest. The list shows the appraisal district's value and the taxpayer's claimed value, if any, or an estimate of the value if the taxpayer wins. For each of the properties under protest, use the lowest of these values. Enter the total value under protest. [16]	$ 358,007,729	
	B. **Current year value of properties not under protest or included on certified appraisal roll.** The chief appraiser gives taxing units a list of those taxable properties that the chief appraiser knows about but are not included in the appraisal roll certification. These properties also are not on the list of properties that are still under protest. On this list of properties, the chief appraiser includes the market value, appraised value and exemptions for the preceding year and a reasonable estimate of the market value, appraised value and exemptions for the current year. Use the lower market, appraised or taxable value (as appropriate). Enter the total value of property not on the certified roll. [17]	+ $ 0	
	C. **Total value under protest or not certified.** Add A and B.		$ 358,007,729
20.	**Current year tax ceilings.** Counties, cities and junior colleges enter current year total taxable value of homesteads with tax ceilings. These include the homesteads of homeowners age 65 or older or disabled. Other taxing units enter 0. If your taxing unit adopted the tax ceiling provision in the prior year or a previous year for homeowners age 65 or older or disabled, use this step.[18]		$ 832,742,380
21.	**Anticipated contested value.** Affected taxing units enter the contested taxable value for all property that is subject to anticipated substantial litigation. [19] An affected taxing unit is wholly or partly located in a county that has a population of less than 500,000 and is located on the Gulf of Mexico.[20] If completing this line, the taxing unit must include supporting documentation in Section 9.[21] Taxing units that are not affected, enter 0.		$ 0
22.	**Current year total taxable value.** Add Lines 18E and 19C, then subtract Lines 20 and 21.[22]		$ 5,606,568,271
23.	**Total current year taxable value of properties in territory annexed after Jan. 1, of the prior year.** Include both real and personal property. Enter the current year value of property in territory annexed. [23]		$ 307,640
24.	**Total current year taxable value of new improvements and new personal property located in new improvements.** New means the item was not on the appraisal roll in the prior year. An improvement is a building, structure, fixture or fence erected on or affixed to land. New additions to existing improvements may be included if the appraised value can be determined. New personal property in a new improvement must have been brought into the taxing unit after Jan. 1, of the prior year and be located in a new improvement. New improvements **do** include property on which a tax abatement agreement has expired for the current year. [24]		$ 227,210,528

[12] Tex. Tax Code §§26.012(6) and 26.04(c-2)
[13] Tex. Tax Code §26.03(c)
[14] Tex. Tax Code §26.03(e)
[15] Tex. Tax Code §26.01(c) and (d)
[16] Tex. Tax Code §26.01(c)
[17] Tex. Tax Code §26.01(d)
[18] Tex. Tax Code §26.012(6)(B)
[19] Tex. Tax Code §§26.012(6)(C) and 26.012(1-b)
[20] Tex. Tax Code §26.012(1-a)
[21] Tex. Tax Code §26.04(d-3)
[22] Tex. Tax Code §26.012(6)
[23] Tex. Tax Code §26.012(17)
[24] Tex. Tax Code §26.012(17)

Line	M&O and Debt Tax Rate Worksheet		Amount/Rate
35.	**Rate adjustment for state criminal justice mandate.** [28]		
	A. **Current year state criminal justice mandate.** Enter the amount spent by a county in the previous 12 months providing for the maintenance and operation cost of keeping inmates in county-paid facilities after they have been sentenced. Do not include any state reimbursement received by the county for the same purpose.	$ 0	
	B. **Prior year state criminal justice mandate.** Enter the amount spent by a county in the 12 months prior to the previous 12 months providing for the maintenance and operation cost of keeping inmates in county-paid facilities after they have been sentenced. Do not include any state reimbursement received by the county for the same purpose. Enter zero if this is the first time the mandate applies.	– $ 0	
	C. Subtract B from A and divide by Line 33 and multiply by $100.	$ 0.000000 /$100	
	D. Enter the rate calculated in C. If not applicable, enter 0.		$ 0.000000 /$100
36.	**Rate adjustment for indigent health care expenditures.** [29]		
	A. **Current year indigent health care expenditures.** Enter the amount paid by a taxing unit providing for the maintenance and operation cost of providing indigent health care for the period beginning on July 1, of the prior tax year and ending on June 30, of the current tax year, less any state assistance received for the same purpose.	$ 0	
	B. **Prior year indigent health care expenditures.** Enter the amount paid by a taxing unit providing for the maintenance and operation cost of providing indigent health care for the period beginning on July 1, 2024 and ending on June 30, 2025, less any state assistance received for the same purpose.	– $ 0	
	C. Subtract B from A and divide by Line 33 and multiply by $100.	$ 0.000000 /$100	
	D. Enter the rate calculated in C. If not applicable, enter 0.		$ 0.000000 /$100
37.	**Rate adjustment for county indigent defense compensation.** [30]		
	A. **Current year indigent defense compensation expenditures.** Enter the amount paid by a county to provide appointed counsel for indigent individuals and fund the operations of a public defender's office under Article 26.044, Code of Criminal Procedure for the period beginning on July 1, of the prior tax year and ending on June 30,of the current tax year, less any state grants received by the county for the same purpose.	$ 0	
	B. **Prior year indigent defense compensation expenditures.** Enter the amount paid by a county to provide appointed counsel for indigent individuals and fund the operations of a public defender's office under Article 26.044, Code of Criminal Procedure for the period beginning on July 1, 2024 and ending on June 30, 2025, less any state grants received by the county for the same purpose.	$ 0	
	C. Subtract B from A and divide by Line 33 and multiply by $100.	$ 0.000000 /$100	
	D. Multiply B by 0.05 and divide by Line 33 and multiply by $100.	$ 0.000000 /$100	
	E. Enter the lesser of C and D. If not applicable, enter 0.		$ 0.000000 /$100
38.	**Rate adjustment for county hospital expenditures.** [31]		
	A. **Current year eligible county hospital expenditures.** Enter the amount paid by the county or municipality to maintain and operate an eligible county hospital for the period beginning on July 1, of the prior tax year and ending on June 30, of the current tax year.	$ 0	
	B. **Prior year eligible county hospital expenditures.** Enter the amount paid by the county or municipality to maintain and operate an eligible county hospital for the period beginning on July 1, 2024 and ending on June 30, 2025.	$ 0	
	C. Subtract B from A and divide by Line 33 and multiply by $100.	$ 0.000000 /$100	
	D. Multiply B by 0.08 and divide by Line 33 and multiply by $100.	$ 0.000000 /$100	
	E. Enter the lesser of C and D, if applicable. If not applicable, enter 0.		$ 0.000000 /$100

[28] Tex. Tax Code §26.044
[29] Tex. Tax Code §26.0441
[30] Tex. Tax Code §26.0442
[31] Tex. Tax Code §26.0443

Line	M&O and Debt Tax Rate Worksheet	Amount/Rate
43.	**Total current year debt to be paid with property taxes and additional sales tax revenue.** Debt means the interest and principal that will be paid on debts that: **(1)** are paid by property taxes; **(2)** are secured by property taxes; **(3)** are scheduled for payment over a period longer than one year; and **(4)** are not classified in the taxing unit's budget as M&O expenses. **A. Debt** also includes contractual payments to other taxing units that have incurred debts on behalf of this taxing unit, if those debts meet the four conditions above. Include only amounts that will be paid from property tax revenue. Do not include appraisal district budget payments. If the governing body of a taxing unit authorized or agreed to authorize a bond, warrant, certificate of obligation, or other evidence of indebtedness on or after Sept. 1, 2021, verify if it meets the amended definition of debt before including it here. [36] Enter debt amount ..... $ 11,269,931 **B.** Subtract **unencumbered fund amount** used to reduce total debt. ..... – $ 1,697,000 **C.** Subtract **certified amount spent from sales tax to reduce debt** (enter zero if none) ..... – $ 0 **D.** Subtract **amount paid** from other resources ..... – $ 150,000 **E. Adjusted debt.** Subtract B, C and D from A.	$ 9,422,931
44.	**Certified prior year excess debt collections.** Enter the amount certified by the collector. [37]	$ 0
45.	**Adjusted current year debt.** Subtract Line 44 from Line 43E.	$ 9,422,931
46.	**Current year anticipated collection rate.** **A.** Enter the current year anticipated collection rate certified by the collector. [38] ..... 100.00 % **B.** Enter the prior year actual collection rate ..... 97.64 % **C.** Enter the 2024 actual collection rate. ..... 97.33 % **D.** Enter the 2023 actual collection rate. ..... 97.79 % **E.** If the anticipated collection rate in A is lower than actual collection rates in B, C and D, enter the lowest collection rate from B, C and D. If the anticipated rate in A is higher than at least one of the rates in the prior three years, enter the rate from A. Note that the rate can be greater than 100%. [39]	100.00 %
47.	**Current year debt adjusted for collections.** Divide Line 45 by Line 46E.	$ 9,422,931
48.	**Current year total taxable value.** Enter the amount on Line 22 of the *No-New-Revenue Tax Rate Worksheet.*	$ 5,606,568,271
49.	**Current year debt rate.** Divide Line 47 by Line 48 and multiply by $100.	$ 0.168069 /$100
50.	**Current year voter-approval M&O rate plus current year debt rate.** Add Lines 42 and 49.	$ 0.544585 /$100
D50.	***Disaster Line 50 (D50):* Current year voter-approval M&O and debt tax rate for taxing unit affected by disaster declaration.** Complete this line if the taxing unit calculated the voter-approval M&O tax rate in the manner provided by Line D42. Add Line D42 and 49.	$ 0.168069 /$100
51.	**COUNTIES ONLY.** Add together the voter-approval M&O and debt tax rates for each type of tax the county levies. The total is the current year county voter-approval M&O and debt tax rate.	$ 0.000000 /$100

[36] Tex. Tax Code §26.012(7)
[37] Tex. Tax Code §§26.012(10) and 26.04(b)
[38] Tex. Tax Code §26.04(b))
[39] Tex. Tax Code §26.04(h), (h-1) and (h-2)

SECTION 5: Unused Increment Rate

The unused increment rate is the rate equal to the sum of the prior 3 years Foregone Revenue Amounts divided by the current taxable value.[47] The Foregone Revenue Amount for each year is equal to that year's adopted tax rate subtracted from that year's voter-approval tax rate adjusted to remove the unused increment rate multiplied by that year's current total value.[48]

The difference between the adopted tax rate and adjusted voter-approval tax rate is considered zero in the following scenarios:

- a tax year in which a taxing unit affected by a disaster declaration calculates the tax rate under Tax Code Section 26.042;[49]
- a tax year in which the municipality is a defunding municipality, as defined by Tax Code Section 26.0501(a);[50] or
- after Jan. 1, 2022, a tax year in which the comptroller determines that the county implemented a budget reduction or reallocation described by Local Government Code Section 120.002(a) without the required voter approval.[51]

This section should only be completed by a taxing unit that does not meet the definition of a special taxing unit.[52]

Line	Unused Increment Rate Worksheet	Amount/Rate
64.	**Year 3 Foregone Revenue Amount. Subtract the 2025 unused increment rate and 2025 actual tax rate from the 2025 voter-approval tax rate. Multiply the result by the 2025 current total value**	
	A. Voter-approval tax rate (Line 68)	$ 0.535000 /$100
	B. Unused increment rate (Line 67)	$ 0.008800 /$100
	C. Subtract B from A	$ 0.526200 /$100
	D. Adopted Tax Rate	$ 0.511800 /$100
	E. Subtract D from C	$ 0.014400 /$100
	F. 2025 Total Taxable Value (Line 60)	$ 5,734,815,455
	G. Multiply E by F and divide the results by $100. If the number is less than zero, enter zero.	$ 825,813
65.	**Year 2 Foregone Revenue Amount. Subtract the 2024 unused increment rate and 2024 actual tax rate from the 2024 voter-approval tax rate. Multiply the result by the 2024 current total value**	
	A. Voter-approval tax rate (Line 67)	$ 0.499000 /$100
	B. Unused increment rate (Line 66)	$ 0.000000 /$100
	C. Subtract B from A	$ 0.499000 /$100
	D. Adopted Tax Rate	$ 0.499000 /$100
	E. Subtract D from C	$ 0.000000 /$100
	F. 2024 Total Taxable Value (Line 60)	$ 5,645,026,665
	G. Multiply E by F and divide the results by $100. If the number is less than zero, enter zero.	$ 0
66.	**Year 1 Foregone Revenue Amount. Subtract the 2023 unused increment rate and 2023 actual tax rate from the 2023 voter-approval tax rate. Multiply the result by the 2023 current total value**	
	A. Voter-approval tax rate (Line 67)	$ 0.487200 /$100
	B. Unused increment rate (Line 66)	$ 0.000000 /$100
	C. Subtract B from A	$ 0.487200 /$100
	D. Adopted Tax Rate	$ 0.487200 /$100
	E. Subtract D from C	$ 0.000000 /$100
	F. 2023 Total Taxable Value (Line 60)	$ 5,440,460,429
	G. Multiply E by F and divide the results by $100. If the number is less than zero, enter zero.	$ 0
67.	**Total Foregone Revenue Amount.** Add Lines 64G, 65G and 66G	$ 825,813
68.	**2026 Unused Increment Rate.** Divide Line 67 by Line 22 of the *No-New-Revenue Rate Worksheet*. Multiply the result by 100	$ 0.014729 /$100
69.	**Total 2026 voter-approval tax rate.** Add Line 68 to one of the following lines (as applicable): Line 50, Line 51 (counties), Line 59 (taxing units with additional sales tax) or Line 63 (taxing units with pollution)	$ 0.559314 /$100

[47] Tex. Tax Code §26.013(b)
[48] Tex. Tax Code §26.013(a)(1-a), (1-b), and (2)
[49] Tex. Tax Code §§26.04(c)(2)(A) and 26.042(a)
[50] Tex. Tax Code §26.0501(a) and (c)
[51] Tex. Local Gov't Code §120.007(d)
[52] Tex. Local Gov't Code §26.04(c)(2)(B)

SECTION 8: Total Tax Rate

Indicate the applicable total tax rates as calculated above.

No-new-revenue tax rate. ..... $ 0.529553 /$100
As applicable, enter the current year NNR tax rate from: Line 27, Line 28 (counties), or Line 57 (adjusted for sales tax).

Indicate the line number used: 27

Voter-approval tax rate ..... $ 0.559314 /$100
As applicable, enter the current year voter-approval tax rate from: Line 50, Line D50 (disaster), Line 51 (counties), Line 59 (adjusted for sales tax), Line 63 (adjusted for pollution control), Line 69 (adjusted for unused increment), or Line 82 (adjusted for emergency revenue).

Indicate the line number used: 69

De minimis rate. ..... $ 0.000000 /$100
If applicable, enter the current year de minimis rate from Line 74.

SECTION 9: Addendum

An affected taxing unit that enters an amount described by Tax Code Section 26.012(6)(C) in line 21 must include the following as an addendum:

1. Documentation that supports the exclusion of value under Tax Code Section 26.012(6)(C); and
2. Each statement submitted to the designated officer or employee by the property owner or entity as required by Tax Code Section 41.48(c)(2) for that tax year.

Insert hyperlinks to supporting documentation:

addendum

SECTION 10: Taxing Unit Representative Name and Signature

Enter the name of the person preparing the tax rate as authorized by the governing body of the taxing unit. By signing below, you certify that you are the designated officer or employee of the taxing unit and have accurately calculated the tax rates using values that are the same as the values shown in the taxing unit's certified appraisal roll or certified estimate of taxable value, in accordance with requirements in the Tax Code. [59]

print here ▶ Steve Williams
Printed Name of Taxing Unit Representative

sign here ▶
Taxing Unit Representative

7/28/2026
Date

[59] Tex. Tax Code §26.04(c-2) and (d-2)

Median Valued Homestead	Estimated Tax Bill
2025 = $331,835	$1,698.33
2026 = $327,222	$1,693.37

*2026 Estimated tax bill is based on the proposed tax rate of $0.5175

Agenda No. 16.

CITY COUNCIL MEMORANDUM

City Council Meeting:	**September 15, 2026**
Department:	**Planning & Community Development**
Subject:	**Ordinance 26-A-021 - Conduct a public hearing and consider a request for the voluntary annexation of approximately 10.7 acres of land, located approximately 900 feet north-west of the intersection of FM 482 and Schwab Road, more specifically known as Comal County Property Identification Number 56613, Comal County, Texas (Senior Planner Daisy Marquez)**

BACKGROUND

Resolution 26-R-093 was the first step in the annexation process for the approximately 10.7 acres of land, Comal County Property Identification Number 56613. City Council approved Resolution 26-R-093 on August 18, 2026, which accepted the petition for voluntary annexation and started the annexation process. Ordinance 26-A-021 is the annexation ordinance that, if approved, will officially annex the subject 10.7 acres of land. The zoning application that accompanies the annexation application was heard at the Planning and Zoning Commission meeting on September 2, 2026, is being heard at the September 15, 2026, City Council meeting as Ordinance 26-S-023.

A public hearing notice was published on September 2, 2026, in the "San Antonio Express" for Ordinance 26-A-021. Public Entities were notified per Texas Local Government Code Section 43.9051. Additionally, a public hearing notice was posted on the City of Schertz website.

Under Texas Local Government Code Section 43.057, Staff finds that surrounding any area, but not including such area within the City limits through this annexation, is in the public's interest.

GOAL

To continue the voluntary annexation process and annex the approximately 10.7 acres of land into the City of Schertz City Limits.

COMMUNITY BENEFIT

Promote the safe, orderly, and efficient development and ensure compliance with the City's vision of future growth.

SUMMARY OF RECOMMENDED ACTION

The subject property was purchased by the City of Schertz in 2023 and is intended to be used for the Dry Comal Creek Nature Park as identified in the Parks Master Plan.

Staff recommends approval of Ordinance 26-A-021 for voluntary annexation of approximately 10.7 acres of land known as Comal County Property Identification Number 56613.

RECOMMENDATION

Approval of Ordinance 26-A-021.

Attachments

Ordinance 26-A-021 With Attachments
City Council Presentation Slides

ORDINANCE 26-A-021

AN ORDINANCE BY THE CITY COUNCIL OF THE CITY OF SCHERTZ, TEXAS, PROVIDING FOR THE EXTENSION OF THE BOUNDARY LINES OF THE CITY OF SCHERTZ, TEXAS, BY THE ANNEXATION OF APPROXIMATELY 10.7-ACRES, LOCATED APPROXIMATELY 900 FEET NORTHWEST OF THE INTERSECTION OF FM 482 AND SCHWAB ROAD, MORE SPECIFICALLY KNOWN AS COMAL COUNTY PROPERTY IDENTIFICATION NUMBER 56613, COMAL COUNTY, TEXAS.

WHEREAS, the City Council of the City of Schertz (the "City") has determined that it should annex the territory described on Exhibit A attached hereto and made a part hereof (the "Annexed Land"); and

WHEREAS, the Annexed Land is located entirely within the extraterritorial jurisdiction of the City, is contiguous to the corporate boundaries of the City (or is deemed to be contiguous, pursuant to Section 43.0545 of the Texas Local Government Code, as amended), and may be annexed pursuant to Chapter 43 of the Texas Local Government Code, as amended; and

WHEREAS, Texas Local Government Code Section 43.0671 authorizes the City of Schertz to extend its City limit boundaries through the voluntary annexation of area adjacent to those boundaries upon petition of a landowner; and

WHEREAS, a public hearing notice was published in the San Antonio Express News on September 2, 2026, for the hearing on September 15, 2026; and

WHEREAS, on , August 18, 2026, the City Council considered the request for voluntary annexation, and adopted Resolution 26-R-093 accepting a petition for voluntary annexation; and

WHEREAS, the City Council finds that surrounding any area, but not including such area within the City limits, through this annexation is in the public's interest pursuant to Texas Local Government Code section 43.057; and

WHEREAS, the City Council finds that the Annexed Land is suitable, and it is in the best interest of the City and the citizens and inhabitants thereof that the Annexed Land be annexed to and made a part of the City.

BE IT ORDAINED BY THE CITY COUNCIL OF THE CITY OF SCHERTZ, TEXAS THAT:

Section 1. The City hereby annexes the Land described in Exhibit A.

Section 2. The Annexed Land shall be included within the City's corporate limits effective on the effective date of this Ordinance, and all taxable property in the Annexed Land shall hereafter bear its pro rata part of the taxes levied by the City, subject to allowable exemptions.

Section 3. The land and territory more particularly described as that portion of the tract of land described in Exhibit A, attached hereto and incorporated herein by reference shall be part of the City of Schertz, Texas and inhabitants thereof shall be entitled to all of the rights and privileges as citizens and shall be bound by the acts, ordinances, resolutions, and regulations of the City of Schertz, Texas.

Section 4. A service plan outlining the provisions of necessary municipal service to the properties described in Exhibit A is hereby approved and the implementation of said plan is hereby authorized. Such plans are attached hereto and incorporated herein as Exhibit B.

Section 5. The City manager is hereby authorized and directed to take appropriate action to have the official map of the City revised to reflect the additions to the City's Corporate Limits and the City Secretary is hereby authorized and directed to provide appropriate notice to the State of Texas and the County of Guadalupe of this annexation.

Section 6. The recitals contained in the preamble hereof are hereby found to be true, and such recitals are hereby made a part of this Ordinance for all purposes and are adopted as a part of the judgment and findings of the Council.

Section 7. All ordinances and codes, or parts thereof, which are in conflict or inconsistent with any provision of this Ordinance are hereby repealed to the extent of such conflict, and the provisions of this Ordinance shall be and remain controlling as to the matters resolved herein.

Section 8. This Ordinance shall be construed and enforced in accordance with the laws of the State of Texas and the United States of America.

Section 9. If any provision of this Ordinance or the application thereof to any person or circumstance shall be held to be invalid, the remainder of this Ordinance and the application of such provision to other persons and circumstances shall nevertheless be valid, and the City hereby declares that this Ordinance would have been enacted without such invalid provision.

Section 10. It is officially found, determined, and declared that the meeting at which this Ordinance is adopted was open to the public and public notice of the time, place, and subject matter of the public business to be considered at such meeting, including this Ordinance, was given, all as required by Chapter 551, as amended, Texas Government Code.

Section 11. This Ordinance shall be effective upon the date of final adoption hereof and any publication required by law.

Section 12. This Ordinance shall be cumulative of all other ordinances of the City of Schertz, and this Ordinance shall not operate to repeal or affect any other ordinances of the City of Schertz except insofar as the provisions thereof might be inconsistent or in

conflict with the provisions of this Ordinance, in which event such conflicting provisions, if any, are hereby repealed.

PASSED AND APPROVED this _____day of _____ 2026.

CITY OF SCHERTZ, TEXAS

_____
Ralph Gutierrez, Mayor

ATTEST:

_____
Sheila Edmondson, City Secretary

Exhibit “A”: Property Depiction

Proposed Annexation
Comal County

Exhibit "A": Property Depiction

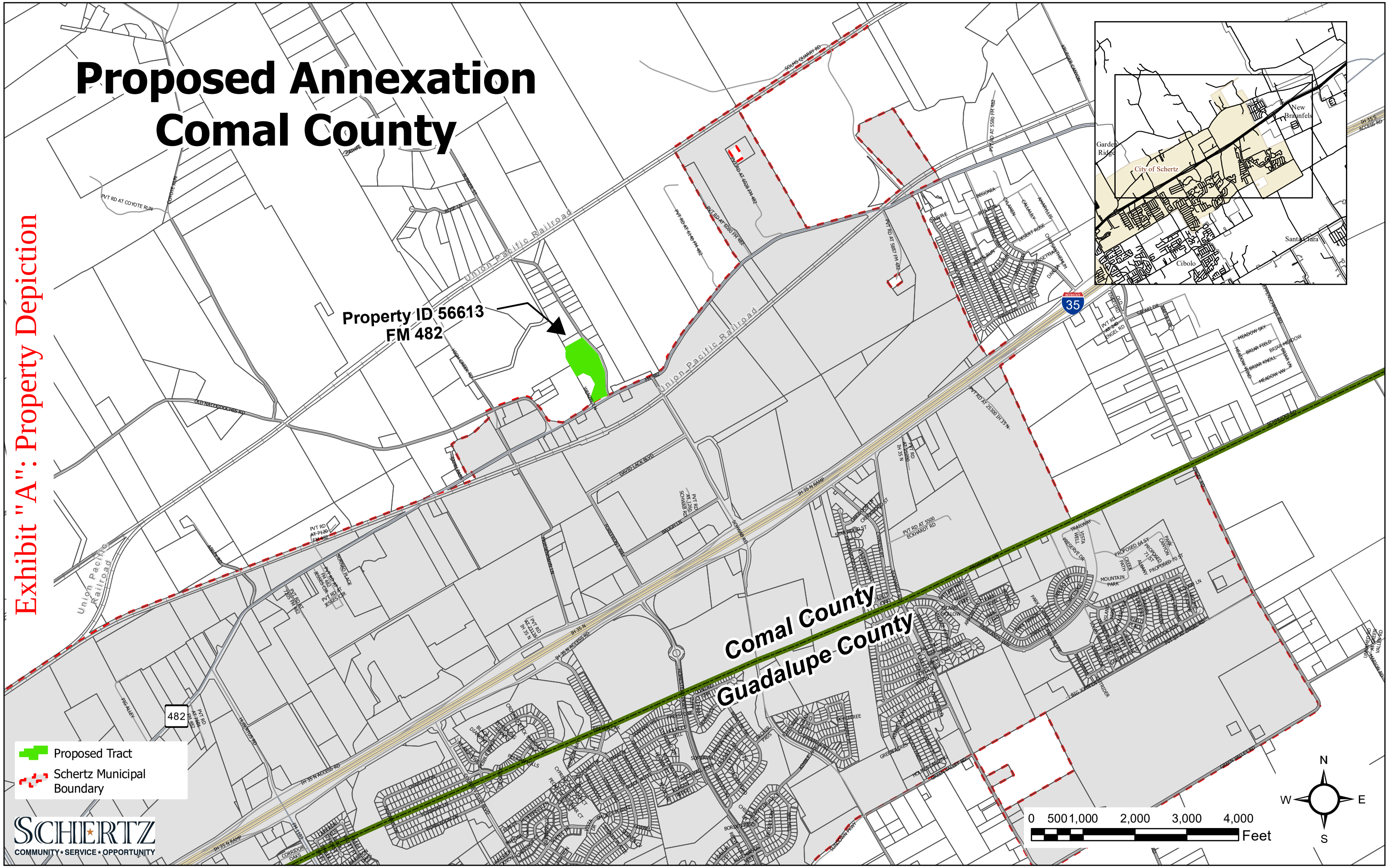

SCHERTZ
COMMUNITY ★ SERVICE ★ OPPORTUNITY

Ord. 26-A-021

Annexation for 10.7 ac, Comal County

Daisy Marquez| Senior Planner

SCHERTZ
COMMUNITY. SERVICE. OPPORTUNITY.

- 10.7 acres
- Purchased in 2023
- Dry Comal Creek Nature Park
- Comal ID: 56613

SCHERTZ
COMMUNITY. SERVICE. OPPORTUNITY.

Annexation Process

- Resolution 26-R-093 was approved at the August 18, 2026 City Council Meeting
- Voluntary Annexation Petition
- Zone Change application to PUB is accompanied by this annexation
- Per LGC 43.057, Staff finds that surrounding any area, but not including such area within the City limits through this annexation is in the public's interest

Recommendation

Staff recommends approval of Ordinance 26-A-021.

Agenda No. 17.

CITY COUNCIL MEMORANDUM

City Council Meeting:	**September 15, 2026**
Department:	**Planning & Community Development**
Subject:	**Ordinance 26-A-022 - Conduct a public hearing and consider a request for the voluntary annexation of approximately 0.19 acres of land known as 12235 Aztec Way, more specifically known as a portion of Bexar County Property Identification Number 308309, Bexar County, Texas (Senior Planner Daisy Marquez)**

BACKGROUND

Resolution 26-R-094 was the first step in the annexation process for the approximately 0.19 acres of land known as 12235 Aztec Way, more specifically known as a portion of Bexar County Property Identification Number 308309. City Council approved Resolution 26-R-094 on August 18, 2026, which accepted the petition for voluntary annexation and started the annexation process. Ordinance 26-A-022 is the annexation ordinance that, if approved, will officially annex the subject 0.19 acres of land. The zoning application was heard at the September 2, 2026, Planning and Zoning Commission meeting and is being heard at the September 15, 2026, City Council meeting as Ordinance 26-S-024.

A public hearing notice was published on September 2, 2026, in the "San Antonio Express" for Ordinance 26-A-022. Public Entities were notified per Texas Local Government Code Section 43.9051. Additionally, a public hearing notice was posted on the City of Schertz website.

Under Texas Local Government Code Section 43.057, Staff finds that surrounding any area, but not including such area within the City limits through this annexation, is in the public's interest.

GOAL

To continue the voluntary annexation process and annex the approximately 0.19 acres of land into the City of Schertz City Limits.

COMMUNITY BENEFIT

Promote the safe, orderly, and efficient development and ensure compliance with the City's vision of future growth.

SUMMARY OF RECOMMENDED ACTION

The subject property was purchased by the City of Schertz in 2026.

Staff recommends approval of Ordinance 26-A-022 for voluntary annexation of approximately 0.19 acres of land known as a portion of Bexar County Property Identification Number 308309.

RECOMMENDATION

Approval of Ordinance 26-A-022.

Attachments

Ordinance 26-A-022 With Attachments
City Council Presentation Slides

ORDINANCE 26-A-022

AN ORDINANCE BY THE CITY COUNCIL OF THE CITY OF SCHERTZ, TEXAS, PROVIDING FOR THE EXTENSION OF THE BOUNDARY LINES OF THE CITY OF SCHERTZ, TEXAS, BY THE ANNEXATION OF APPROXIMATELY 0.19 ACRES OF LAND, KNOWN AS 12235 AZTEC WAY, MORE SPECIFICALLY KNOWN AS A PORTION OF BEXAR COUNTY PROPERTY IDENTIFICATION NUMBER 308309, BEXAR COUNTY, TEXAS.

WHEREAS, the City Council of the City of Schertz (the "City") has determined that it should annex the territory described on Exhibit A attached hereto and made a part hereof (the "Annexed Land"); and

WHEREAS, the Annexed Land is located entirely within the extraterritorial jurisdiction of the City, is contiguous to the corporate boundaries of the City (or is deemed to be contiguous, pursuant to Section 43.0545 of the Texas Local Government Code, as amended), and may be annexed pursuant to Chapter 43 of the Texas Local Government Code, as amended; and

WHEREAS, Texas Local Government Code Section 43.0671 authorizes the City of Schertz to extend its City limit boundaries through the voluntary annexation of area adjacent to those boundaries upon petition of a landowner; and

WHEREAS, a public hearing notice was published in the San Antonio Express News on September 2, 2026, for the hearing on September 15, 2026; and

WHEREAS, on , August 18, 2026, the City Council considered the request for voluntary annexation, and adopted Resolution 26-R-094 accepting a petition for voluntary annexation; and

WHEREAS, the City Council finds that surrounding any area, but not including such area within the City limits, through this annexation is in the public's interest pursuant to Texas Local Government Code section 43.057; and

WHEREAS, the City Council finds that the Annexed Land is suitable, and it is in the best interest of the City and the citizens and inhabitants thereof that the Annexed Land be annexed to and made a part of the City.

BE IT ORDAINED BY THE CITY COUNCIL OF THE CITY OF SCHERTZ, TEXAS THAT:

Section 1. The City hereby annexes the Land described in Exhibit A.

Section 2. The Annexed Land shall be included within the City's corporate limits effective on the effective date of this Ordinance, and all taxable property in the Annexed Land shall hereafter bear its pro rata part of the taxes levied by the City, subject to allowable exemptions.

Section 3. The land and territory more particularly described as that portion of the tract of land described in Exhibit A, attached hereto and incorporated herein by reference shall be part of the City of Schertz, Texas and inhabitants thereof shall be entitled to all of the rights and privileges as citizens and shall be bound by the acts, ordinances, resolutions, and regulations of the City of Schertz, Texas.

Section 4. A service plan outlining the provisions of necessary municipal service to the properties described in Exhibit A is hereby approved and the implementation of said plan is hereby authorized. Such plans are attached hereto and incorporated herein as Exhibit B.

Section 5. The City manager is hereby authorized and directed to take appropriate action to have the official map of the City revised to reflect the additions to the City's Corporate Limits and the City Secretary is hereby authorized and directed to provide appropriate notice to the State of Texas and the County of Guadalupe of this annexation.

Section 6. The recitals contained in the preamble hereof are hereby found to be true, and such recitals are hereby made a part of this Ordinance for all purposes and are adopted as a part of the judgment and findings of the Council.

Section 7. All ordinances and codes, or parts thereof, which are in conflict or inconsistent with any provision of this Ordinance are hereby repealed to the extent of such conflict, and the provisions of this Ordinance shall be and remain controlling as to the matters resolved herein.

Section 8. This Ordinance shall be construed and enforced in accordance with the laws of the State of Texas and the United States of America.

Section 9. If any provision of this Ordinance or the application thereof to any person or circumstance shall be held to be invalid, the remainder of this Ordinance and the application of such provision to other persons and circumstances shall nevertheless be valid, and the City hereby declares that this Ordinance would have been enacted without such invalid provision.

Section 10. It is officially found, determined, and declared that the meeting at which this Ordinance is adopted was open to the public and public notice of the time, place, and subject matter of the public business to be considered at such meeting, including this Ordinance, was given, all as required by Chapter 551, as amended, Texas Government Code.

Section 11. This Ordinance shall be effective upon the date of final adoption hereof and any publication required by law.

Section 12. This Ordinance shall be cumulative of all other ordinances of the City of Schertz, and this Ordinance shall not operate to repeal or affect any other ordinances of the City of Schertz except insofar as the provisions thereof might be inconsistent or in

conflict with the provisions of this Ordinance, in which event such conflicting provisions, if any, are hereby repealed.

PASSED AND APPROVED this _____day of _____ 2026.

CITY OF SCHERTZ, TEXAS

_____
Ralph Gutierrez, Mayor

ATTEST:

_____
Sheila Edmondson, City Secretary

Exhibit “A”: Property Depiction

Exhibit "A" : Property Depiction

Ord. 26-A-022

Annexation for 0.19 acres- Bexar County

Daisy Marquez| Senior Planner

SCHERTZ
COMMUNITY. SERVICE. OPPORTUNITY.

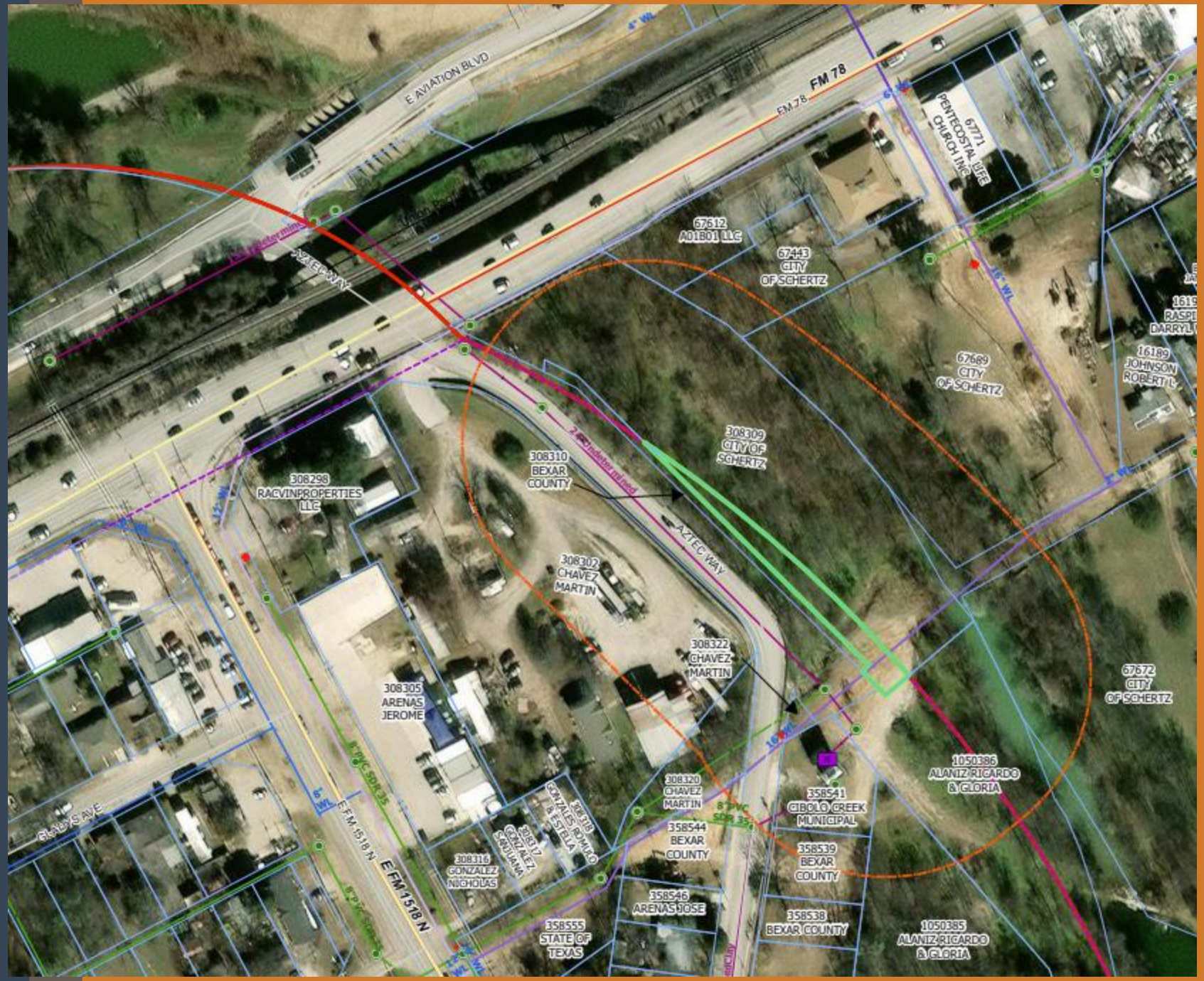

- 0.19 ac
- Purchased in 2026
- Portion of Bexar ID: 308309

SCHERTZ
COMMUNITY. SERVICE. OPPORTUNITY.

Annexation Process

- Resolution 26-R-094 was approved at the August 18, 2026 City Council Meeting
- Voluntary Annexation Petition
- Zone Change application to PUB is accompanied by this annexation
- Per LGC 43.057, Staff finds that surrounding any area, but not including such area within the City limits through this annexation is in the public's interest

Recommendation

Staff recommends approval of Ordinance 26-A-022.

Agenda No. 18.

CITY COUNCIL MEMORANDUM

City Council Meeting:	**September 15, 2026**
Department:	**Planning & Community Development**
Subject:	**Ordinance 26-S-023 - Conduct a public hearing and consider a request to rezone approximately 10.7 acres of land to Public Use District (PUB) located approximately 900 feet north-west of the intersection of FM 482 and Schwab Road, more specifically known as Comal County Property Indentification Number 56613, Comal County, Texas (Senior Planner Daisy Marquez).**

BACKGROUND

The City of Schertz purchased an approximately 10.7-acre tract along FM 482 for the Dry Comal Creek Nature Park. This property is currently outside the city limits and within the Comal County City of Schertz ETJ. As part of the annexation process, this subject property is being requested to be zoned Public Use District (PUB).

On August 21, 2026, fourteen (14) public hearing notices were mailed to the surrounding property owners within a 200-foot boundary of the subject property. At the time of the staff report, zero (0) responses in favor, zero (0) responses neutral, and four (4) responses in opposition were received. All responses received were properties located within the ETJ. A public hearing notice was published in the "San Antonio Express" on August 26, 2026. A notice sign was placed on the property. The Planning and Zoning Commission held a public hearing for the item on September 2, 2026.

Subject Property:

	Zoning	**Land Use**
Existing	N/A	Undeveloped
Proposed	Public Use District (PUB)	Park / Trail

Adjacent Properties:

	Zoning	**Land Use**
North	Outside of City Limits	Residence
South	Right-of-Way	FM 482
East	Right-of-Way	Bunker Street
West	Outside of City Limits	Undeveloped

Zoning:

Table 21.5.7.B Dimensional Requirements for Non-Residential Zoning Districts (d)								
		Minimum Lot Size and Dimensions			**Minimum Yard Setbacks**			**Misc. Requirements**

		Code	Area sqft	Width ft.	Depth ft.	Front Ft.	Rear Ft.	Side Ft.	Maximum Impervious Coverage
Proposed Zoning District	**Public Use**	PUB	10,000	100	100	25	0 adjacent to non-residential 15 adjacent to residential	0 adjacent to non-residential 25 adjacent to residential	70%

GOAL

The City is requesting to zone approximately 10.7 acres of City-owned property to Public Use District (PUB) for the Dry Comal Creek Nature Park.

COMMUNITY BENEFIT

It is the City's desire to promote safe, orderly, efficient development and ensure compliance with the City's vision of future growth.

SUMMARY OF RECOMMENDED ACTION

Staff looks toward the criteria of approval found in UDC Section 21.5.4.D when evaluating zone changes.

1. Whether the proposed zone change implements the policies of the adopted Comprehensive Land Use Plan, or any other applicable adopted plans;

The proposed zone change implements the policies of the Comprehensive Land Use Plan. The subject property is designated as Development Deferment in the Comprehensive Land Use Plan Future Land Use Map. Development Deferment is the future land use category used for large tracts outside of city limits, but within the ETJ. Land within the Development Deferment Future Land Use Map designation should be reconsidered for applicable land uses that are appropriate for the land. The subject property is undeveloped and is being proposed to be used as part of the larger parks plan within the City of Schertz for the future Dry Comal Creek Nature Park that connects to the Great Springs Project. The proposed zoning district of Public Use District (PUB) allows for land uses that serve the community which promotes the policies of the Comprehensive Land Use Plan- Future Land Use Map.

2. Whether the proposed zoning change promotes the health, safety, and general welfare of the City.

As part of promoting health, safety, and welfare, the City should encourage development compatible with surrounding uses, utilizing standards and transitional uses to alleviate negative impacts. Any new development will be required to meet the site design requirements listed in Article 9 of the Unified Development Code. The subject property is part of the Parks Master Plan as a nature park that connects to the Great Springs Project trail system. Providing services and public parks to the City promote the health, safety, and general welfare of the City.

3. Whether the uses permitted by the proposed change will be consistent and appropriate with existing uses in the immediate area;

The proposed Public Use District (PUB) allows for public uses such as parks, schools, municipal uses, etc. Adjacent to the property are rural residences and agricultural land. Additionally, along the southwestern and southeastern portion of FM 482, there are existing schools, rural residences and agricultural land. The proposed zone change and its permitted uses are appropriate with the existing uses in the immediate area, as it permits land uses that are essential to creating a neighborhood unit and providing services to residents.

4. Whether other factors are deemed relevant and important in the consideration of the amendment.
Staff has ensured all UDC requirements have been met for the proposed zone change. The City of Schertz EMS, Police Department, and Fire Department have reviewed the proposed zone change and do not provide objections.

The Planning and Zoning Commission held a public hearing for the item on September 2, 2026. During the Public Hearing portion, the public stated concerns with the floodplain, maintenance responsibilities, traffic, car lights in parking areas, and building in the floodplain. The Commissioners held a discussion on the following; the floodplain, maintenance responsibility, and timeline on plans for Dry Comal Creek Nature Park.

RECOMMENDATION

Staff Recommendation:
Staff recommends approval of Ordinance 26-S-023.

Planning and Zoning Commission Recommendation:
The Planning and Zoning Commission held a public hearing for the item on September 2, 2026, and made a recommendation of approval to City Council with a 6-1 vote, with Commissioner Sonya-Laredo Reyes with the nay vote.

Attachments

Ordinance 26-S-023 With Attachments
Aerial Exhibit
200-foot Notification Map
Public Hearing Notice Opposition Map
Public Hearing Responses
Zone Change Exhibit
City Council Presentation Slides

ORDINANCE 26-S-023

AN ORDINANCE BY THE CITY COUNCIL OF THE CITY OF SCHERTZ, TEXAS, TO ZONE APPROXIMATELY 10.7 ACRES OF LAND TO PUBLIC USE DISTRICT (PUB), LOCATED APPROXIMATELY 900 FEET NORTHWEST OF THE INTERSECTION OF FM 482 AND SCHWAB ROAD, MORE SPECIFICALLY KNOWN AS COMAL COUNTY PROPERTY IDENTIFICATION NUMBER 56613, COMAL COUNTY, TEXAS.

WHEREAS, an application to zone approximately 10.7 acres of land to Public Use District (PUB) located approximately 900 feet northwest of the intersection of FM 482 and Schwab Road, more specifically known as Comal County Property Identification Number 56613, more specifically described in Exhibit A attached herein (herein, the "Property") has been filed with the City; and

WHEREAS, the City's Unified Development Code Section 21.5.4.D. provides for certain criteria to be considered by the Planning and Zoning Commission in making recommendations to City Council and by City Council in considering final action on a requested zoning (the "Criteria"); and

WHEREAS, on September 2, 2026, the Planning and Zoning Commission conducted a public hearing and, after considering the Criteria, made a recommendation to City Council to approve the requested zone change with a 6-1 vote; and

WHEREAS, on September 15, 2026, the City Council conducted a public hearing and, after considering the Criteria and recommendation by the Planning and Zoning Commission, determined that the requested zoning be approved as provided for herein.

NOW THEREFORE, BE IT RESOLVED BY THE CITY COUNCIL OF THE CITY OF SCHERTZ, TEXAS THAT:

Section 1. The Property, as shown and more particularly described in the attached Exhibit A , approximately 10.7 acres of land is hereby zoned Public Use District (PUB).

Section 2. The Official Zoning Map of the City of Schertz, described and referred to in Article 2 of the Unified Development Code, shall be revised to reflect the above amendment.

Section 3. The recitals contained in the preamble hereof are hereby found to be true, and such recitals are hereby made a part of this Ordinance for all purposes and are adopted as a part of the judgment and findings of the Council.

Section 4. All ordinances and codes, or parts thereof, which are in conflict or inconsistent with any provision of this Ordinance are hereby repealed to the extent of such conflict, and the provisions of this Ordinance shall be and remain controlling as to the matters resolved herein.

Section 5. This Ordinance shall be construed and enforced in accordance with the laws of the State of Texas and the United States of America.

Section 6. If any provision of this Ordinance or the application thereof to any person or circumstance shall be held to be invalid, the remainder of this Ordinance and the application of such provision to other persons and circumstances shall nevertheless be valid, and the City hereby declares that this Ordinance would have been enacted without such invalid provision.

Section 7. It is officially found, determined, and declared that the meeting at which this Ordinance is adopted was open to the public and public notice of the time, place, and subject matter of the public business to be considered at such meeting, including this Ordinance, was given, all as required by Chapter 551, as amended, Texas Government Code.

Section 8. This Ordinance shall be effective upon the date of final adoption hereof and any publication required by law.

Section 9. This Ordinance shall be cumulative of all other ordinances of the City of Schertz, and this Ordinance shall not operate to repeal or affect any other ordinances of the City of Schertz except insofar as the provisions thereof might be inconsistent or in conflict with the provisions of this Ordinance, in which event such conflicting provisions, if any, are hereby repealed.

PASSED, APPROVED and ADOPTED on this ____day of _____ 2026.

CITY OF SCHERTZ, TEXAS

_____
Ralph Rodriguez, Mayor

ATTEST:

_____
Sheila Edmondson, City Secretary

Exhibit “A”
Zoning Exhibit

Exhibit "A": Zoning Exhibit

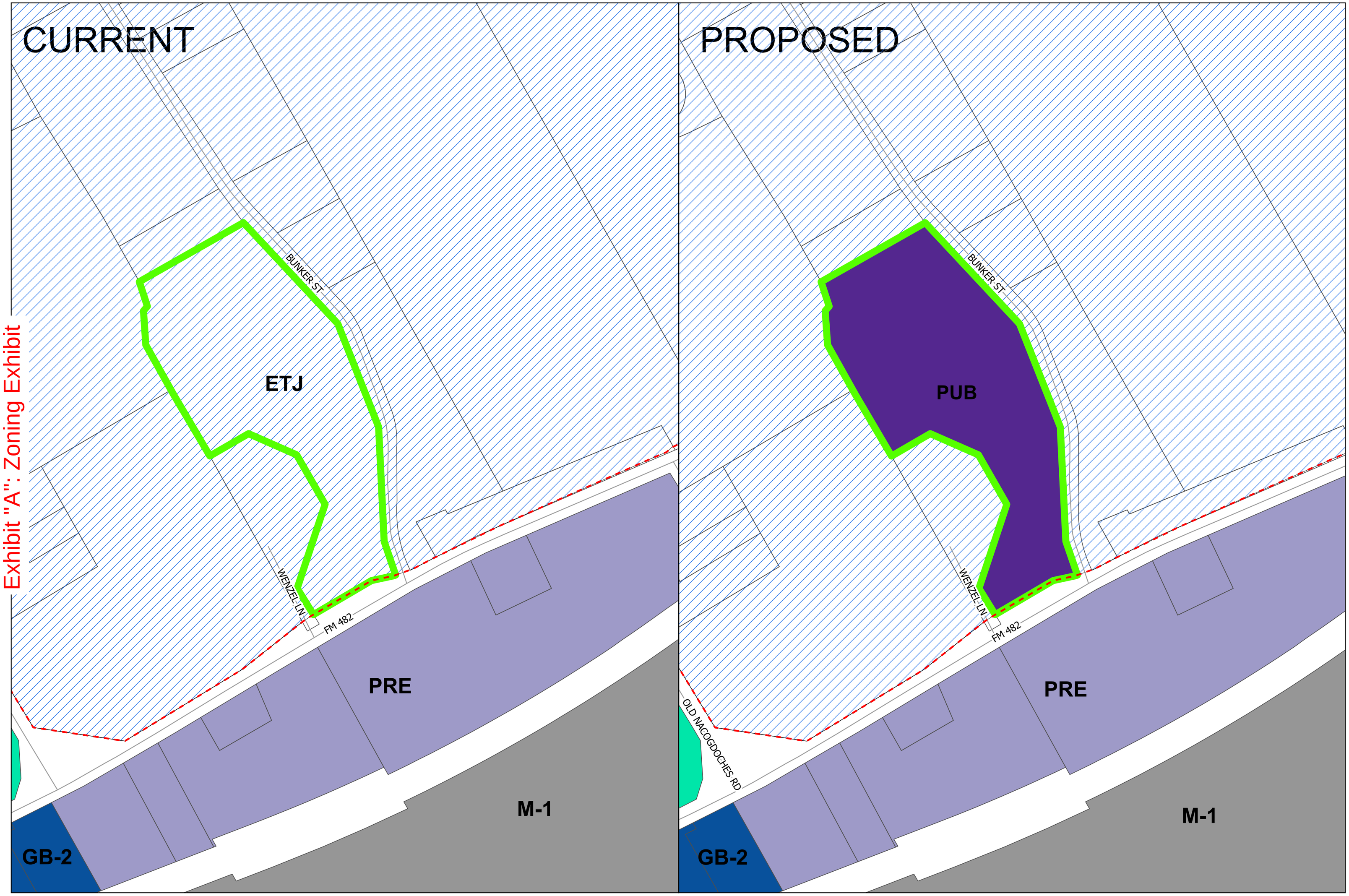

SCHERTZ
COMMUNITY ★ SERVICE ★ OPPORTUNITY

Last update: July 29, 2026

City of Schertz, GIS Specialist: Bill Gardner,
gis@schertz.com (210) 619-1185

The City of Schertz provides this Geographic Information System product "as is" without any express or implied warranty of any kind including but not limited to the implied warranties of merchantability and fitness for a particular purpose. In no event shall The City of Schertz be liable for any special, indirect, or consequential damages or any damages whatsoever arising out of or in connection with the use of or performance of these materials. Information published in this product could include technical inaccuracies or typographical errors. Periodical changes may be added to the information herein. The City of Schertz may make improvements and/or changes in the product(s) described herein at any time.

Proposed Zoning Change

Comal County Property ID 56613

Classification

- (PRE) Pre-Development
- (PDD) Planned Development
- (PUB) Public Use
- (R-A) Single-family Residential/Agricultural
- (R-1) Single-Family Residential
- (R-2) Single-Family Residential
- (R-3) Two-Family Residential
- (R-4) Apartment/Multi-Family Residential
- (R-6) Single-family Residential
- (R-7) Single-family Residential
- (AD) Agricultural District
- (GH) Garden Home/Single-Family Residential (Zero Lot Line)
- (TH) Townhome
- (MHS) Manufactured Home Subdivision
- (MHP) Manufactured Home Parks
- (GB) General Business
- (GB-2) General Business II
- (NS) Neighborhood Services
- (OP) Office and Professional
- (MSMU) Main Street Mixed Use
- (MSMU-ND) Main Street Mixed Use New Development
- (M-1) Manufacturing (Light)
- (M-2) Manufacturing (Heavy)
- (DVL) Development Agreement (Delayed Annexation)

N W E S

0 100 200 400 Feet

SCHERTZ
COMMUNITY ★ SERVICE ★ OPPORTUNITY

Comal County
Property ID 56613

County Boundaries
Schertz Municipal Boundary
ETJ
Project Boundary

Highways
Major Roads
Minor Roads
Freeway
Principal Arterial

Planned Principal Arterial
Secondary Arterial
Planned Secondary Arterial
Secondary Rural Arterial
Planned Secondary Rural Arterial

Residential Collector
Planned Residential Collector
Planned Commercial Collector B
Commercial Collector A
Planned Commercial Collector A

1" 2" 3" 4" 6" 8" 10" 12" 16" 18" 20" 24" 30" 36" Unknown

Hydrant
Manholes
CCMA Lift Station
Private Lift Station

Schertz Lift Station
CCMA Treatment Plant
Schertz Treatment Plant

Sewer Main
Schertz Gravity
Schertz Pressure
Neighboring Gravity
Private Pressure

0 125 250 500 Feet

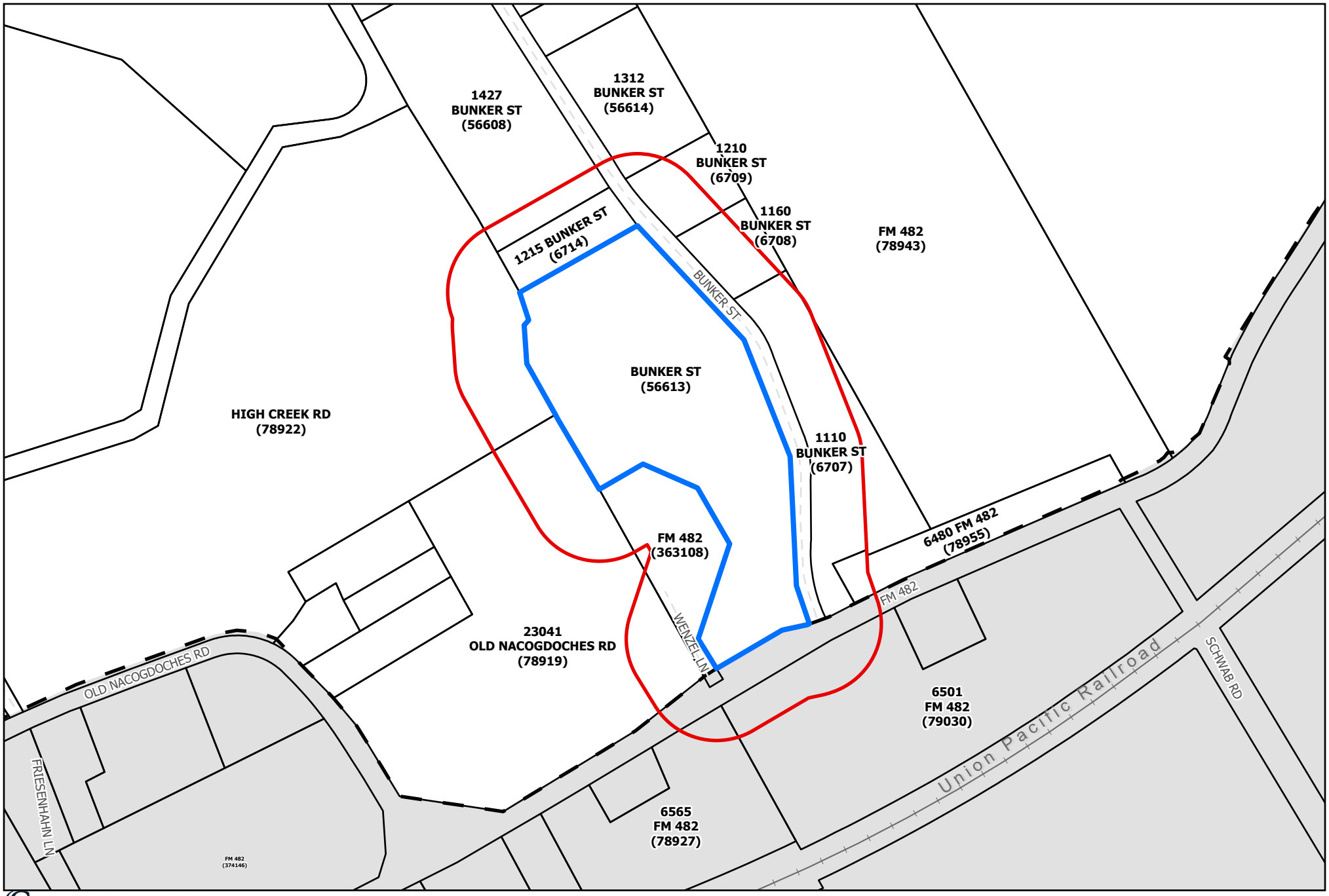

SCHERTZ
COMMUNITY ★ SERVICE ★ OPPORTUNITY

Last update: July 24, 2026

City of Schertz, GIS Specialist: Bill Gardner, gis@schertz.com (210) 619-1185

The City of Schertz provides this Geographic Information System product "as is" without any express or implied warranty of any kind including but not limited to the implied warranties of merchantability and fitness for a particular purpose. In no event shall The City of Schertz be liable for any special, indirect, or consequential damages or any damages whatsoever arising out of or in connection with the use of or performance of these materials. Information published in this product could include technical inaccuracies or typographical errors. Periodical changes may be added to the information herein. The City of Schertz may make improvements and/or changes in the product(s) described herein at any time.

City of Schertz

Comal County
Property ID 56613

Project Boundary
200' Buffer
Parcels
City Limits

N
W E
S

0 175 350 700
Feet

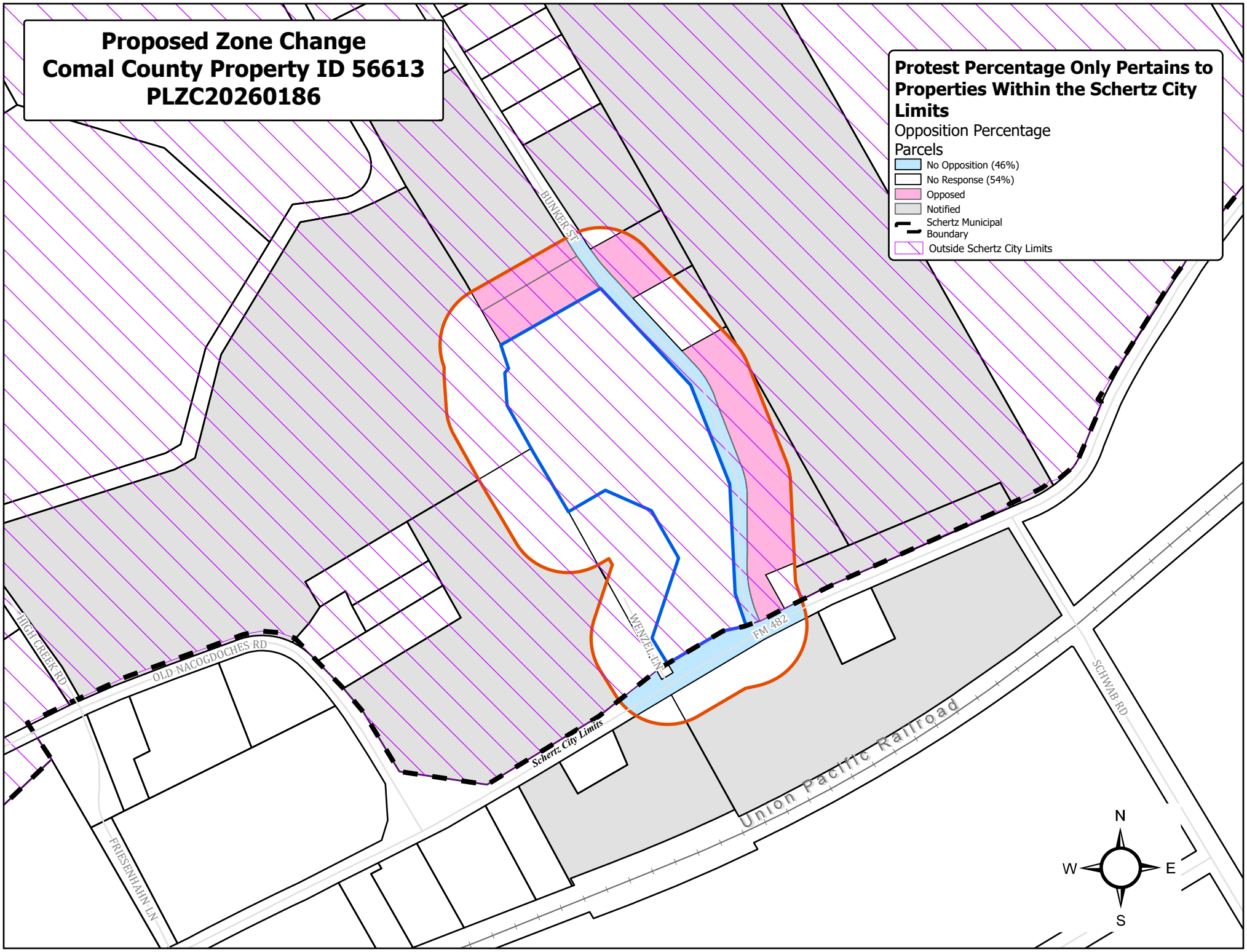
Proposed Zone Change
Comal County Property ID 56613
PLZC20260186
Protest Percentage Only Pertains to Properties Within the Schertz City Limits
Opposition Percentage
Parcels
No Opposition (46%)
No Response (54%)
Opposed
Notified
Schertz Municipal Boundary
Outside Schertz City Limits
BUNGER ST
WENZEL LN
FM 482
OLD NACOGDOCHES RD
HIGH CREEK RD
FRIESENHAHN LN
Schertz City Limits
Union Pacific Railroad
SCHWAB RD
N
W
E
S

From: BRUCE Wymer
Sent: Wednesday, August 26, 2026 11:49 AM
To: planning
Subject: PLZC20260186 ZONE CHANGE REQUEST

Follow Up Flag: Follow up
Flag Status: Flagged

Good morning I am opposed to the requested ZONE change on property number 56613 located in Comal County. The notice does not state the current zone designated use or the use under requested public use district.
I was one of four households in the area that was not informed at the time of purchase.The information at that time was that the property would be used for a park.
The lack of parking spaces,traffic control,loss of privacy, no restroom facilities and no plans that have been communicated to the neighborhood.
thank you
Bruce Wymer
1110 Bunker Street
New Braunfels Tx 78132

Get Outlook for Android

SCHERTZ | COMMUNITY SERVICE OPPORTUNITY

PLANNING & COMMUNITY DEVELOPMENT

NOTICE OF PUBLIC HEARING

August 21, 2026

To whom it may concern,

The City of Schertz Planning and Zoning Commission will conduct a public hearing on **Wednesday, September 2nd, 2026** at **6:00 p.m.** located at the Municipal Complex Council Chambers, 1400 Schertz Parkway, Building #4, Schertz, Texas to consider and act upon the following item:

PLZC20260186 – Hold a public hearing and make a recommendation on a zone change request to Public Use District (PUB) on approximately 10.7 acres of land, located approximately 900-feet north-west of the intersection of FM 482 and Schwab Road, more specifically known as Comal County Property Identification Number 56613, Comal County, Texas.

The Planning and Zoning Commission would like to hear how you feel about this request and invites you to attend the public hearing. You may return the reply form below by mail or personal delivery to Daisy Marquez, Senior Planner at 1400 Schertz Parkway, Bldg. 1, Schertz, Texas 78154, or by e-mail planning@schertz.com. If you have any questions, please feel free to call Daisy Marquez, Senior Planner directly at (210) 619-1782.

Sincerely,

Daisy Marquez
Senior Planner

Reply Form:

City Council will have a public hearing on the request after the recommendation from the Planning and Zoning Commission. This form is used to calculate the protest in accordance with LGC, Local Government Code 211.006(d). ***The written protest must be received by City no later than noon (central time) on the Friday before the reading by the City Council.*** *If the name of the person signing this form does not match the name listed as the owner on the appraisal district website, proof of ownership is required in order for this to count towards the protest.*

I am: in favor of ☐ opposed to ☒ neutral to ☐ the request for **PLZC20260186**

COMMENTS: Opposed. Please See attached letter in response

NAME: ISLAND TOLER SIGNATURE [signature]
(PLEASE PRINT)

STREET ADDRESS: 1215 BUNKER STREET NEW BRAUNFELS, TX 78132

DATE: 8-25-26

To:
City of Schertz Planning and Zoning Commision

08/25/26

Atnn: Daisy Marquez

Formal Response to Proposed Public Use District (PUB) Designation

To Whom It May Concern,

I am writing to formally provide feedback regarding the notice for the proposed Public Use District (PUB) designation. Attached to this letter, please find my enclosed official response form indicating my position as **Opposed**, driven by a lack of information and a clear absence of early community engagement.

First, directly affected neighboring property owners were never consulted at the beginning of this planning process. Introducing a major zoning change without initial outreach to the immediate neighbors neglects critical input from those most impacted by the site.

Second, the explanation provided to date—simply stating the land is intended "for the park"—is insufficient. Public Use District zoning permits a broad spectrum of municipal, public, and administrative facilities beyond passive green space. Without full disclosure of the exact long-term site plans, intended structures, and specific land-use restrictions, neighboring residents are left without a clear understanding of what is actually being proposed for this property.

Complete project specifications and transparent details regarding the true scope of the PUB designation must be fully disclosed to the public before a proposal of this nature can be properly evaluated.

Respectfully,

Island Toler - Deed Holder / Home Owner
1215 BUNKER STREET
NEW BRAUNFELS, TX 78132
Enclosure: Signed Official Response Form (Opposed)

SCHERTZ | COMMUNITY SERVICE OPPORTUNITY

PLANNING & COMMUNITY DEVELOPMENT

NOTICE OF PUBLIC HEARING

August 21, 2026

To whom it may concern,

The City of Schertz Planning and Zoning Commission will conduct a public hearing on **Wednesday, September 2nd, 2026** at **6:00 p.m.** located at the Municipal Complex Council Chambers, 1400 Schertz Parkway, Building #4, Schertz, Texas to consider and act upon the following item:

PLZC20260186 – Hold a public hearing and make a recommendation on a zone change request to Public Use District (PUB) on approximately 10.7 acres of land, located approximately 900-feet north-west of the intersection of FM 482 and Schwab Road, more specifically known as Comal County Property Identification Number 56613, Comal County, Texas.

The Planning and Zoning Commission would like to hear how you feel about this request and invites you to attend the public hearing. You may return the reply form below by mail or personal delivery to Daisy Marquez, Senior Planner at 1400 Schertz Parkway, Bldg. 1, Schertz, Texas 78154, or by e-mail planning@schertz.com. If you have any questions, please feel free to call Daisy Marquez, Senior Planner directly at (210) 619-1782.

Sincerely,

Daisy Marquez
Senior Planner

Reply Form:

City Council will have a public hearing on the request after the recommendation from the Planning and Zoning Commission. This form is used to calculate the protest in accordance with LGC, Local Government Code 211.006(d). ***The written protest must be received by City no later than noon (central time) on the Friday before the reading by the City Council****. If the name of the person signing this form does not match the name listed as the owner on the appraisal district website, proof of ownership is required in order for this to count towards the protest.*

I am: in favor of ☐ opposed to ☑ neutral to ☐ the request for **PLZC20260186**

COMMENTS: I am concerned with flooding & emergency access traffic & parking, trash & nuisance Prevention, security, environmental & wildlife impacts, & Zoning compatibility,

NAME: Samuel McAnally (PLEASE PRINT) SIGNATURE Samuel McAnally

STREET ADDRESS: 1210 Bunker Street, New Braunfels, Tx 78132

DATE: 27 Aug 2026

SCHERTZ | COMMUNITY SERVICE OPPORTUNITY

PLANNING & COMMUNITY DEVELOPMENT

NOTICE OF PUBLIC HEARING

August 21, 2026

To whom it may concern,

The City of Schertz Planning and Zoning Commission will conduct a public hearing on **Wednesday, September 2nd, 2026** at **6:00 p.m.** located at the Municipal Complex Council Chambers, 1400 Schertz Parkway, Building #4, Schertz, Texas to consider and act upon the following item:

PLZC20260186 – Hold a public hearing and make a recommendation on a zone change request to Public Use District (PUB) on approximately 10.7 acres of land, located approximately 900-feet north-west of the intersection of FM 482 and Schwab Road, more specifically known as Comal County Property Identification Number 56613, Comal County, Texas.

The Planning and Zoning Commission would like to hear how you feel about this request and invites you to attend the public hearing. You may return the reply form below by mail or personal delivery to Daisy Marquez, Senior Planner at 1400 Schertz Parkway, Bldg. 1, Schertz, Texas 78154, or by e-mail planning@schertz.com. If you have any questions, please feel free to call Daisy Marquez, Senior Planner directly at (210) 619-1782.

Sincerely,

Daisy Marquez
Senior Planner

Reply Form:

City Council will have a public hearing on the request after the recommendation from the Planning and Zoning Commission. This form is used to calculate the protest in accordance with LGC, Local Government Code 211.006(d). ***The written protest must be received by City no later than noon (central time) on the Friday before the reading by the City Council****. If the name of the person signing this form does not match the name listed as the owner on the appraisal district website, proof of ownership is required in order for this to count towards the protest.*

I am: in favor of ☐ opposed to ☒ neutral to ☐ the request for **PLZC20260186**

COMMENTS: No

NAME: Julie Silva SIGNATURE

(PLEASE PRINT)

STREET ADDRESS: 1427 Bunker St NB TX 78132

DATE: 8/24/2026

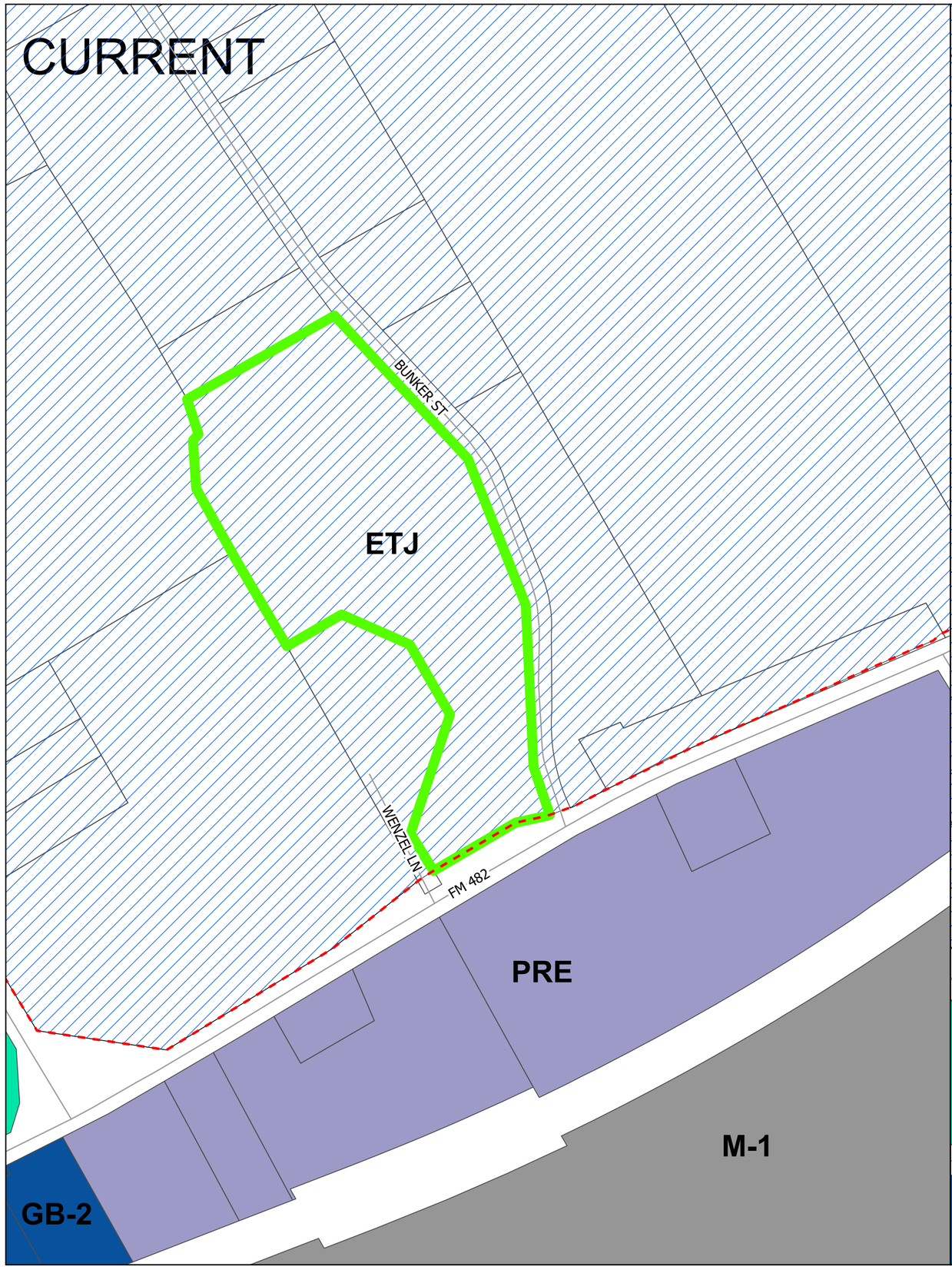

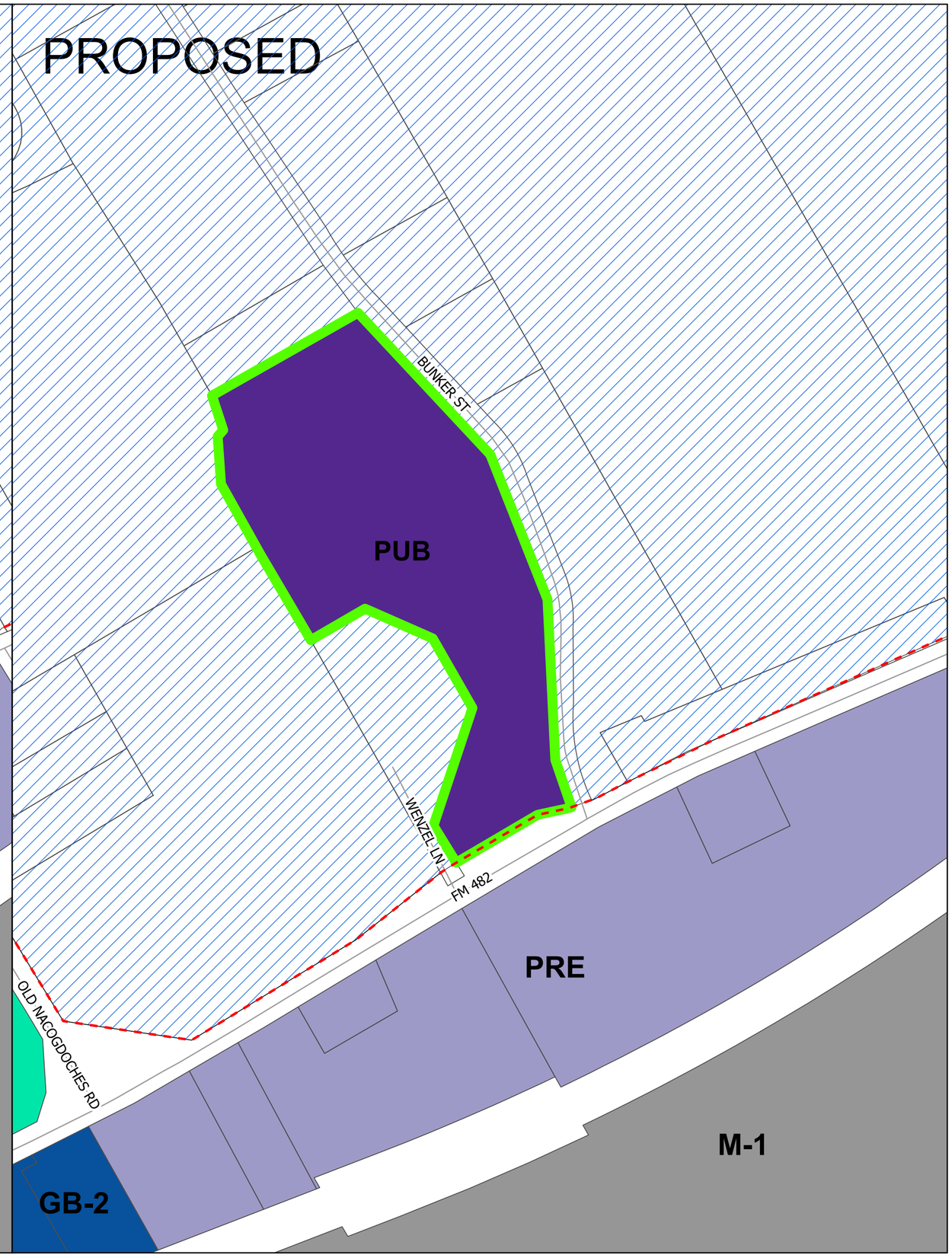

SCHERTZ
COMMUNITY ★ SERVICE ★ OPPORTUNITY

Last update: July 29, 2026

City of Schertz, GIS Specialist: Bill Gardner,
gis@schertz.com (210) 619-1185

The City of Schertz provides this Geographic Information System product "as is" without any express or implied warranty of any kind including but not limited to the implied warranties of merchantability and fitness for a particular purpose. In no event shall The City of Schertz be liable for any special, indirect, or consequential damages or any damages whatsoever arising out of or in connection with the use of or performance of these materials. Information published in this product could include technical inaccuracies or typographical errors. Periodical changes may be added to the information herein. The City of Schertz may make improvements and/or changes in the product(s) described herein at any time.

Proposed Zoning Change

Comal County Property ID 56613

Classification

- (PRE) Pre-Development
- (PDD) Planned Development
- (PUB) Public Use
- (R-A) Single-family Residential/Agricultural
- (R-1) Single-Family Residential
- (R-2) Single-Family Residential
- (R-3) Two-Family Residential
- (R-4) Apartment/Multi-Family Residential
- (R-6) Single-family Residential
- (R-7) Single-family Residential
- (AD) Agricultural District
- (GH) Garden Home/Single-Family Residential (Zero Lot Line)
- (TH) Townhome
- (MHS) Manufactured Home Subdivision
- (MHP) Manufactured Home Parks
- (GB) General Business
- (GB-2) General Business II
- (NS) Neighborhood Services
- (OP) Office and Professional
- (MSMU) Main Street Mixed Use
- (MSMU-ND) Main Street Mixed Use New Development
- (M-1) Manufacturing (Light)
- (M-2) Manufacturing (Heavy)
- (DVL) Development Agreement (Delayed Annexation)

N
W E
S

0 100 200 400 Feet

Ord. 26-S-023

Zone Change to PUB 10.7 Acres

Daisy Marquez| Senior Planner

SCHERTZ
COMMUNITY. SERVICE. OPPORTUNITY.

	Zoning	Use
Subject Property	N/A	Undeveloped
North	Outside of City Limits	Residence
South	Right-Of-Way	FM 482
East	Right-of-Way	Bunker
West	Outside of City Limits	Undeveloped/ Cemetery

- **City-owned property**
- **Purchased in 2023**

SCHERTZ
COMMUNITY. SERVICE. OPPORTUNITY.

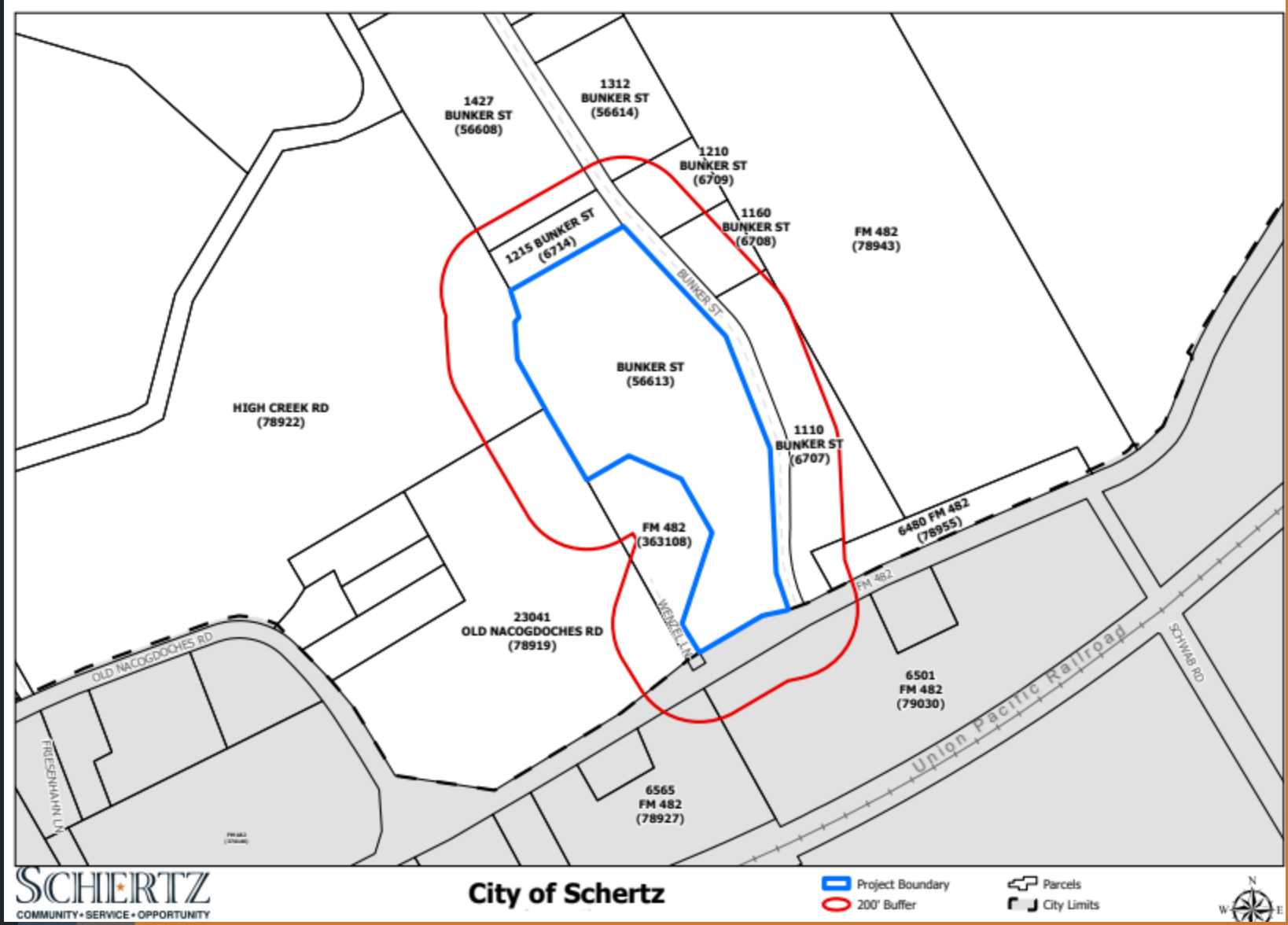

- 14 Public notices were sent on 8.21.26
- As of today
  - (0) in Favor
  - (0) Neutral to
  - (4) in Opposition- Outside of City Limits
- A public hearing notice was published in the "San Antonio Express" on August 26, 2026
- A notification sign was placed on the property
- September 15, 2026, City Council Meeting

SCHERTZ
COMMUNITY. SERVICE. OPPORTUNITY.

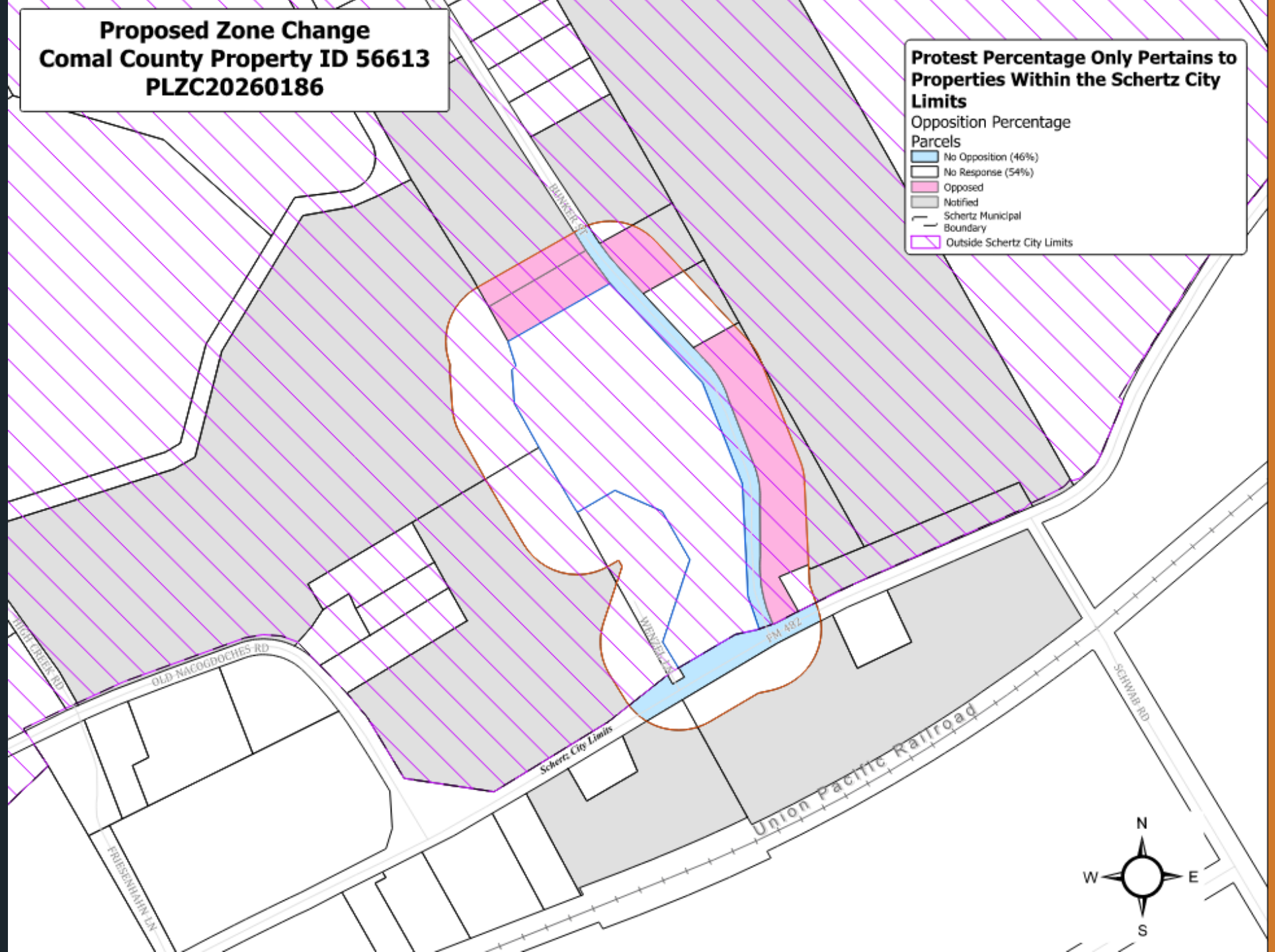

SCHERTZ
COMMUNITY. SERVICE. OPPORTUNITY.

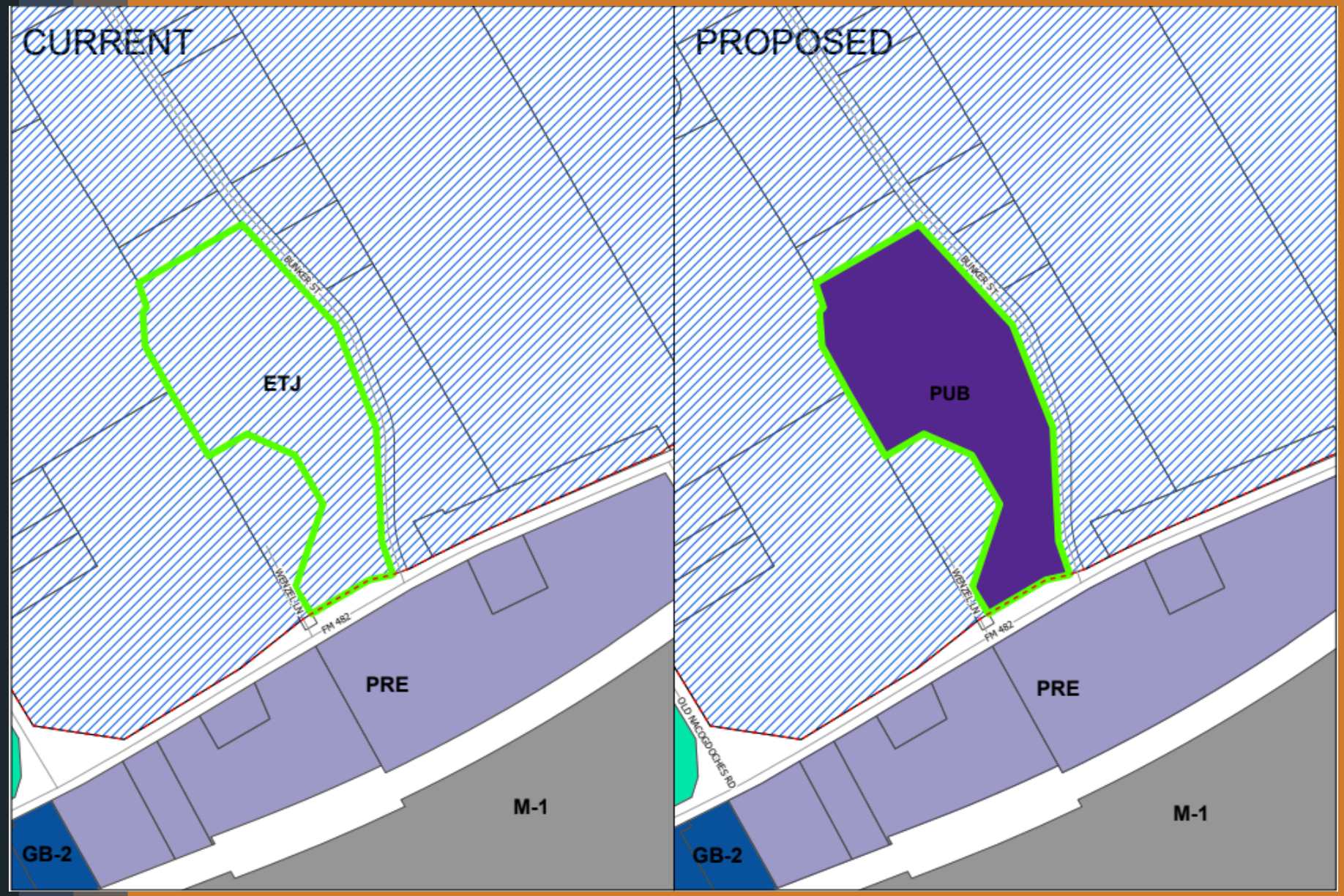

- 10.7 ac
- Dry Comal Creek Nature Park
- Going through the annexation process
- City-owned property

SCHERTZ
COMMUNITY. SERVICE. OPPORTUNITY.

Proposed Trail Connections to Dry Comal Creek Park (Source: City of Schertz)

Trailhead Vision for Dry Comal Creek Plan (Source: City of Schertz)

Boardwalk Vision for Dry Comal Creek Plan (Source: City of Schertz)

- **From Parks Master Plan**

SCHERTZ
COMMUNITY. SERVICE. OPPORTUNITY.

	Proposed
	Public Use District (PUB)
Permitted Uses (Sec. 21.5.8)	Public, Athletic Stadium; Place of Worship; Civic/ Convention Center; Government Facilities; Municipal uses; Post Office; Schools, ETC
Area Square Feet (Sec. 21.5.7)	10,000
Width & Depth (Sec. 21.5.7)	100x100
Setbacks	Front: 25' Side: 0 adj to non-res/ 15' adj to res Rear: 0 adj to non-res / 15' adj to res
Maximum Height (Sec. 21.5.7)	N/A
Maximum Impervious Coverage (Sec. 21.5.7)	70%

SCHERTZ
COMMUNITY. SERVICE. OPPORTUNITY.

UDC SECTION 21.5.4.D Criteria for Approval

1. Whether the proposed zoning change implements the policies of the adopted Comprehensive Land Plan, or any other applicable adopted plans.

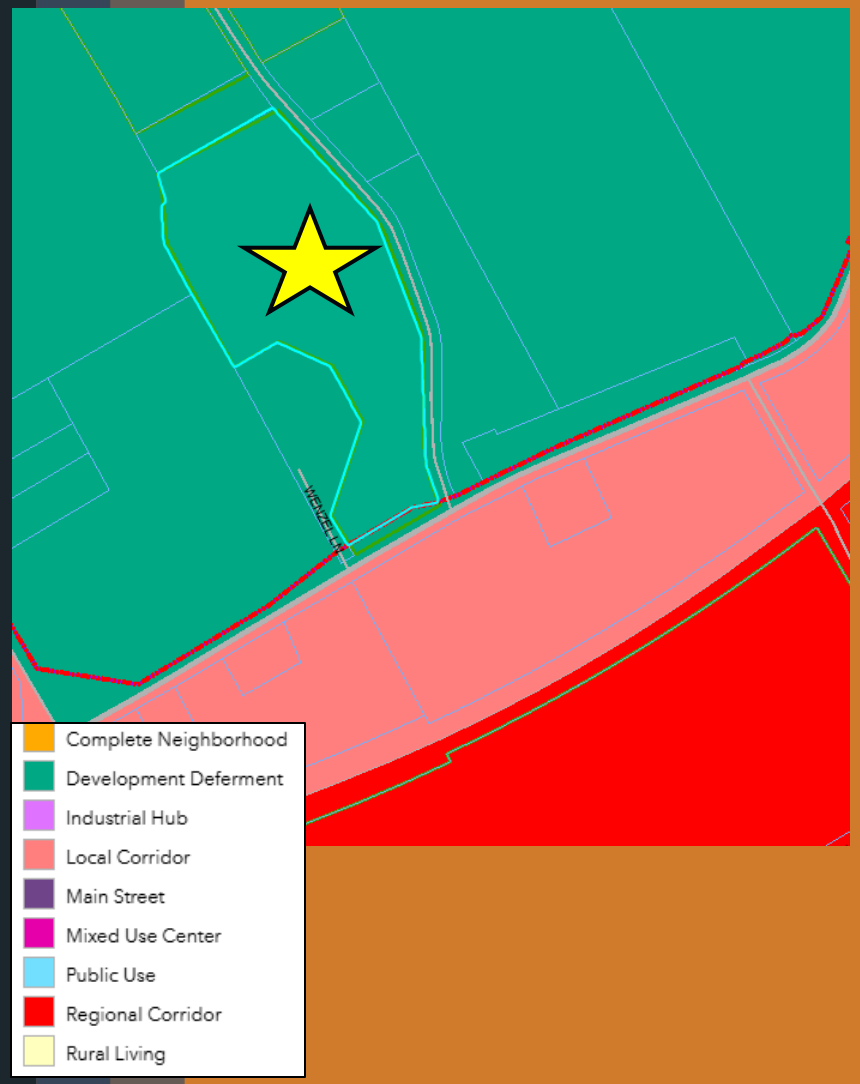

- **Future Land Use Designation:** Development Deferment
  - Meant for large tracts outside of city limits and in ETJ

- Proposed PUB is compatible with the Comprehensive Land Use Plan
  - Dry Comal Creek Nature Park
  - Land uses that serve the community and greater area
  - Promotes the policies of the Comprehensive Plan

SCHERTZ
COMMUNITY. SERVICE. OPPORTUNITY.

UDC SECTION 21.5.4.D Criteria for Approval

2. Whether the proposed zoning change promotes the health, safety, and general welfare of the City.

- Promotes the health, safety, and general welfare of the City
  - Provides services to the city
  - Provides a public park

UDC SECTION 21.5.4.D Criteria for Approval

3. Whether the uses permitted by the proposed change will be consistent and appropriate with existing uses in the immediate area;

- Proposed zone change is consistent and appropriate
  - Parks, Schools, Municipal Uses, etc.
  - Shown in Master Parks Plan for Dry Comal Creek Park
  - Surrounding rural residential and schools

UDC SECTION 21.5.4.D Criteria for Approval

4. Whether other factors are deemed relevant and important in the consideration of the amendment.

- Zone change meets UDC requirements.
- Zone change was sent to Schertz Fire, Police, EMS for review and no objections were provided.

- The Planning and Zoning Commission held a public hearing for the item on September 2, 2026.
- The public stated concerns with the following:
  - Flooding
  - Maintenance of the creek and land
  - Traffic
  - Building in the floodplain
- The commissioners held a discussion on the following:
  - The Floodplain
  - Maintenance Responsibility
  - Timeline on plans for Dry Comal Creek Nature Park

Staff Recommendation

Staff recommends approval of Ord. 26-S-023

Planning and Zoning Commission Recommendation

The Planning and Zoning Commission held a public hearing for the item at the September 2, 2026, Planning and Zoning Commission meeting and made a recommendation of approval to City Council with a 6-1 vote, with Commissioner Laredo-Reyes voting Nay.

SCHERTZ
COMMUNITY. SERVICE. OPPORTUNITY.

Agenda No. 19.

CITY COUNCIL MEMORANDUM

City Council Meeting:	**September 15, 2026**
Department:	**Planning & Community Development**
Subject:	**Ordinance 26-S-024 - Conduct a public hearing and consider a request to zone approximately 0.19 acres of land to Public Use District (PUB) known as 12235 Aztec Way, more specifically known as a portion of Bexar County Property Identification Number 308309, Bexar County, Texas (Senior Planner Daisy Marquez)**

BACKGROUND

The City of Schertz purchased approximately 2.06 acres of land, known as 12235 Aztec Way, in 2026. Approximately 0.19 acres of the subject property is currently outside of City limits and within the Bexar County City of Schertz ETJ. As part of the annexation process, the approximately 0.19 acres are being requested to be zoned Public Use District (PUB).

On August 21, 2026, fourteen (14) public hearing notices were mailed to the surrounding property owners within a 200-foot boundary of the subject property. At the time of the staff report, zero (0) responses in favor, zero (0) responses neutral, and zero (0) responses in opposition were received. A public hearing notice was published in the "San Antonio Express" on August 26, 2026. A notice sign was placed on the property. The Planning and Zoning Commission held a public hearing for the item on September 2, 2026.

Subject Property:

	Zoning	**Land Use**
Existing	N/A	Undeveloped
Proposed	Public Use District (PUB)	Undeveloped

Adjacent Properties:

	Zoning	**Land Use**
North	General Business District (GB) and Right-of-Way	Undeveloped and FM 78
South	Out of City Limits	Bexar County ETJ
East	Public Use District (PUB) and Single-Family Residential District (R-2)	Undeveloped
West	Out of City Limits and Right-of-Way	Bexar ETJ and Aztec Way

Proposed Zoning:

Table 21.5.7.B Dimensional Requirements Non-Residential Zoning District (d)				

		Minimum Lot Size Dimensions			Minimum Yard Setback			Miscellaneous Lot Requirements
Code	Zoning District	Area Sq. Ft.	Width Ft.	Depth Ft.	Front Ft.	Rear Ft.	Side Ft.	Max Impervious Coverage
PUB	Public Use District	10,000	100	100	25	15 adj to residential 0 adj to non-resisdential	25 adjacent to Residential 0 adjacent to non-residential	75%

GOAL

The City is requesting to zone approximately 0.19 acres of City-owned property to Public Use District (PUB).

COMMUNITY BENEFIT

It is the City's desire to promote safe, orderly, efficient development and ensure compliance with the City's vision of future growth.

SUMMARY OF RECOMMENDED ACTION

Staff looks to the criteria of approval found in UDC Section 21.5.4.D when evaluating zone changes.

1. Whether the proposed zoning change implements the policies of the adopted Comprehensive Land Plan, or any other applicable adopted plans;

The proposed zone change implements the policies of the Comprehensive Land Use Plan. The subject property is designated as Local Corridor. The intent of the Local Corridor Future Land Use Designation is for commercial and entertainment areas along medium to high-volume collector roads that are of scale and intensity compatible with the surrounding residential neighborhoods. The subject property is undeveloped, in the floodplain, and Cibolo Creek runs through it. The property is surrounded by a small park, the floodplain, floodway, and other smaller residential developments. The subject property is also south of Cut-Off Park and is identified in the Parks Master Plan as having a proposed Off System Trail. The proposed Public Use District (PUB) allows for land uses that serve the community and are compatible and of scale with surrounding uses, which promotes the policies of the Comprehensive Land Use Plan- Future Land Use Map.

2. Whether the proposed zoning change promotes the health, safety, and general welfare of the City.

As part of promoting health, safety, and welfare, the City should encourage development compatible with surrounding uses, utilizing standards and transitional uses to alleviate negative impacts. Any new development is required to meet the site design standards listed in Article 9 of the Unified Development Code. By the City purchasing the property, annexing it into City limits, and proposing a zone change to Public Use District (PUB), allows for the City to maintain the natural area of land that is within the floodplain. The proposed zone change to Public Use District (PUB) allows for public uses that serve the community and promotes the health, safety, and general welfare of the City.

3. Whether the uses permitted by the proposed change will be consistent and appropriate with existing uses in the immediate area;

The proposed Public Use District (PUB) allows for public uses such as parks, schools, municipal uses, etc. The subject property is adjacent to a small undeveloped City park, undeveloped land,

Cibolo Creek, the floodplain, the floodway, and residential uses. The uses permitted within the Public Use District (PUB) are compatible with the existing adjacent and surrounding uses.

4. Whether other factors are deemed relevant and important in the consideration of the amendment.
Staff has ensured all UDC requirements have been met for the proposed zone change. The City of Schertz EMS, Police Department, and Fire Department have reviewed the proposed zone change and do not provide objections. The Planning and Zoning Commission held a public hearing for the item on September 2, 2026.

RECOMMENDATION

Staff Recommendation:
Staff recommends approval of Ordinance 26-S-024.

Planning and Zoning Commission Recommendation:
The Planning and Zoning Commission held a public hearing for the item on September 2, 2026, and made a recommendation of approval to City Council with a 7-0 vote.

Attachments

Ordinance 26-S-024 With Attachments

Aerial Exhibit

200-foot Notification Map

Zone Change Exhibit

City Council Presentation Slides

ORDINANCE 26-S-024

AN ORDINANCE BY THE CITY COUNCIL OF THE CITY OF SCHERTZ, TEXAS, TO ZONE APPROXIMATELY 0.19 ACRES OF LAND TO PUBLIC USE DISTRICT (PUB), KNOWN AS 12235 AZTEC WAY, MORE SPECIFICALLY KNOWN AS A PORTION OF BEXAR COUNTY PROPERTY IDENTIFICATION NUMBER 308309, BEXAR COUNTY, TEXAS.

WHEREAS, an application to zone approximately 0.19 acres of land to Public Use District (PUB), known as 12235 Aztec Way, more specifically known as a portion of Bexar County Property Identification Number 308309, more specifically described in Exhibit A attached herein (herein, the "Property") has been filed with the City; and

WHEREAS, the City's Unified Development Code Section 21.5.4.D. provides for certain criteria to be considered by the Planning and Zoning Commission in making recommendations to City Council and by City Council in considering final action on a requested zoning (the "Criteria"); and

WHEREAS, on September 2, 2026, the Planning and Zoning Commission conducted a public hearing and, after considering the Criteria, made a recommendation to City Council to approve the requested zone change with a unanimous vote; and

WHEREAS, on September 15, 2026, the City Council conducted a public hearing and, after considering the Criteria and recommendation by the Planning and Zoning Commission, determined that the requested zoning be approved as provided for herein.

NOW THEREFORE, BE IT RESOLVED BY THE CITY COUNCIL OF THE CITY OF SCHERTZ, TEXAS THAT:

Section 1. The Property, as shown and more particularly described in the attached Exhibit A, approximately 0.19 acres of land is hereby zoned Public Use District (PUB).

Section 2. The Official Zoning Map of the City of Schertz, described and referred to in Article 2 of the Unified Development Code, shall be revised to reflect the above amendment.

Section 3. The recitals contained in the preamble hereof are hereby found to be true, and such recitals are hereby made a part of this Ordinance for all purposes and are adopted as a part of the judgment and findings of the Council.

Section 4. All ordinances and codes, or parts thereof, which are in conflict or inconsistent with any provision of this Ordinance are hereby repealed to the extent of such conflict, and the provisions of this Ordinance shall be and remain controlling as to the matters resolved herein.

Section 5. This Ordinance shall be construed and enforced in accordance with the laws of the State of Texas and the United States of America.

Section 6. If any provision of this Ordinance or the application thereof to any person or circumstance shall be held to be invalid, the remainder of this Ordinance and the application of such provision to other persons and circumstances shall nevertheless be valid, and the City hereby declares that this Ordinance would have been enacted without such invalid provision.

Section 7. It is officially found, determined, and declared that the meeting at which this Ordinance is adopted was open to the public and public notice of the time, place, and subject matter of the public business to be considered at such meeting, including this Ordinance, was given, all as required by Chapter 551, as amended, Texas Government Code.

Section 8. This Ordinance shall be effective upon the date of final adoption hereof and any publication required by law.

Section 9. This Ordinance shall be cumulative of all other ordinances of the City of Schertz, and this Ordinance shall not operate to repeal or affect any other ordinances of the City of Schertz except insofar as the provisions thereof might be inconsistent or in conflict with the provisions of this Ordinance, in which event such conflicting provisions, if any, are hereby repealed.

PASSED, APPROVED and ADOPTED on this ____day of _____ 2026.

CITY OF SCHERTZ, TEXAS

_____
Ralph Rodriguez, Mayor

ATTEST:

_____
Sheila Edmondson, City Secretary

Exhibit “A”
Zoning Exhibit

Exhibit "A": Zoning Exhibit

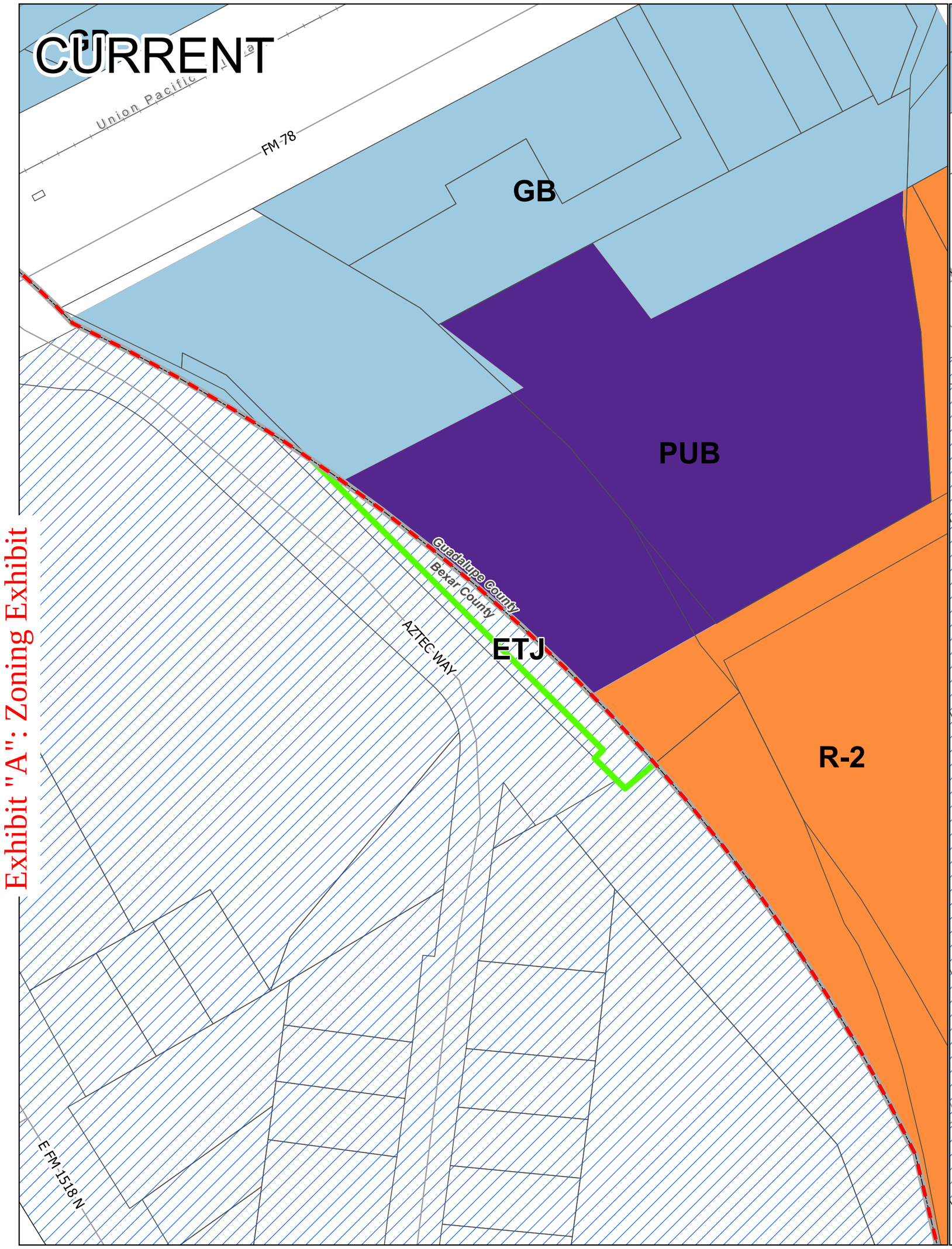

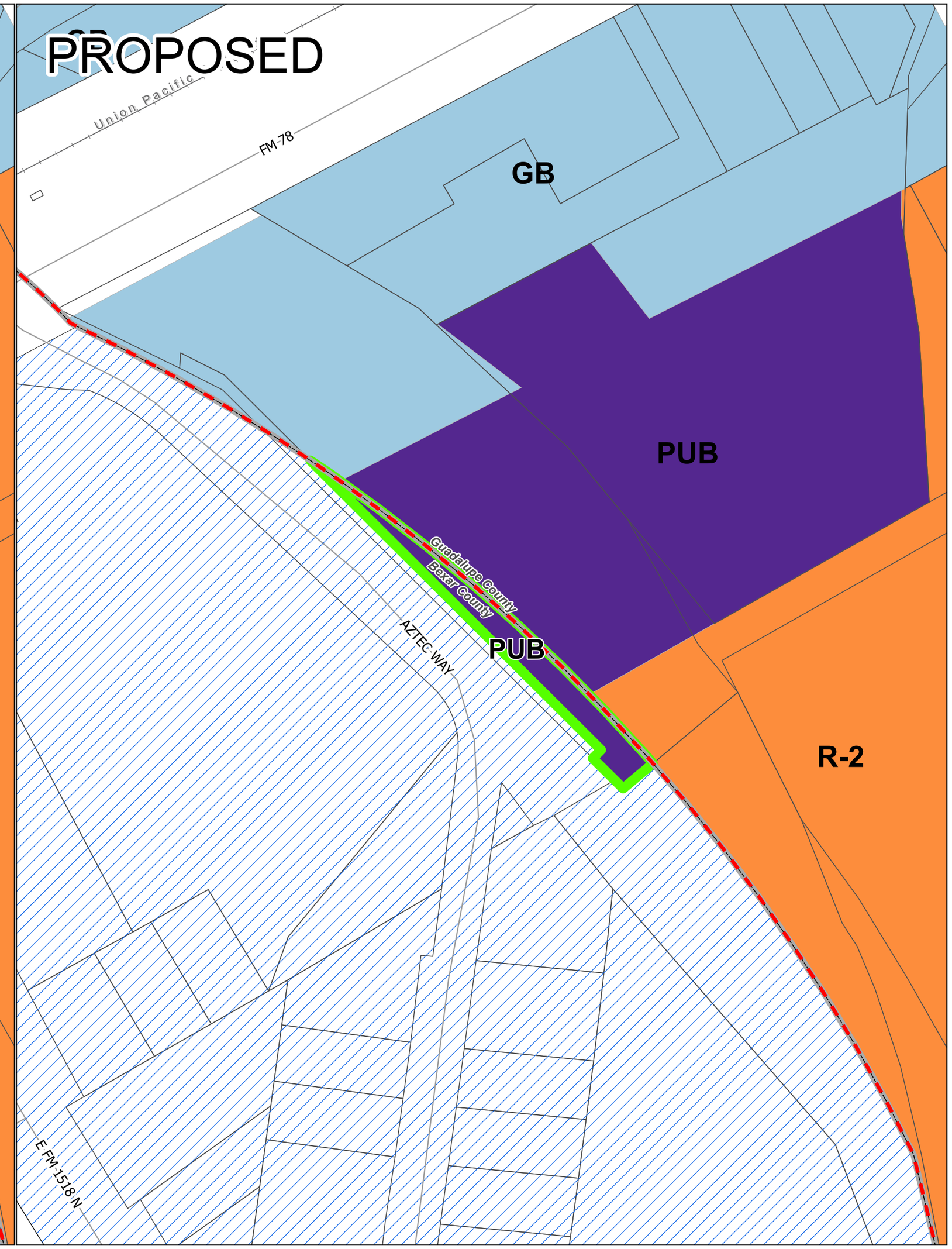

SCHERTZ
COMMUNITY ★ SERVICE ★ OPPORTUNITY

Last update: July 29, 2026

City of Schertz, GIS Specialist: Bill Gardner,
gis@schertz.com (210) 619-1185

The City of Schertz provides this Geographic Information System product "as is" without any express or implied warranty of any kind including but not limited to the implied warranties of merchantability and fitness for a particular purpose. In no event shall The City of Schertz be liable for any special, indirect, or consequential damages or any damages whatsoever arising out of or in connection with the use of or performance of these materials. Information published in this product could include technical inaccuracies or typographical errors. Periodical changes may be added to the information herein. The City of Schertz may make improvements and/or changes in the product(s) described herein at any time.

Proposed Zoning Change

0.183 Acres out of Bexar County Property ID 308309

Classification

- (PRE) Pre-Development
- (PDD) Planned Development
- (PUB) Public Use
- (R-A) Single-family Residential/Agricultural
- (R-1) Single-Family Residential
- (R-2) Single-Family Residential
- (R-3) Two-Family Residential
- (R-4) Apartment/Multi-Family Residential
- (R-6) Single-family Residential
- (R-7) Single-family Residential
- (AD) Agricultural District
- (GH) Garden Home/Single-Family Residential (Zero Lot Line)
- (TH) Townhome
- (MHS) Manufactured Home Subdivision
- (MHP) Manufactured Home Parks
- (GB) General Business
- (GB-2) General Business II
- (NS) Neighborhood Services
- (OP) Office and Professional
- (MSMU) Main Street Mixed Use
- (MSMU-ND) Main Street Mixed Use New Development
- (M-1) Manufacturing (Light)
- (M-2) Manufacturing (Heavy)
- (DVL) Development Agreement (Delayed Annexation)

N W E S

0 75 150 300 Feet

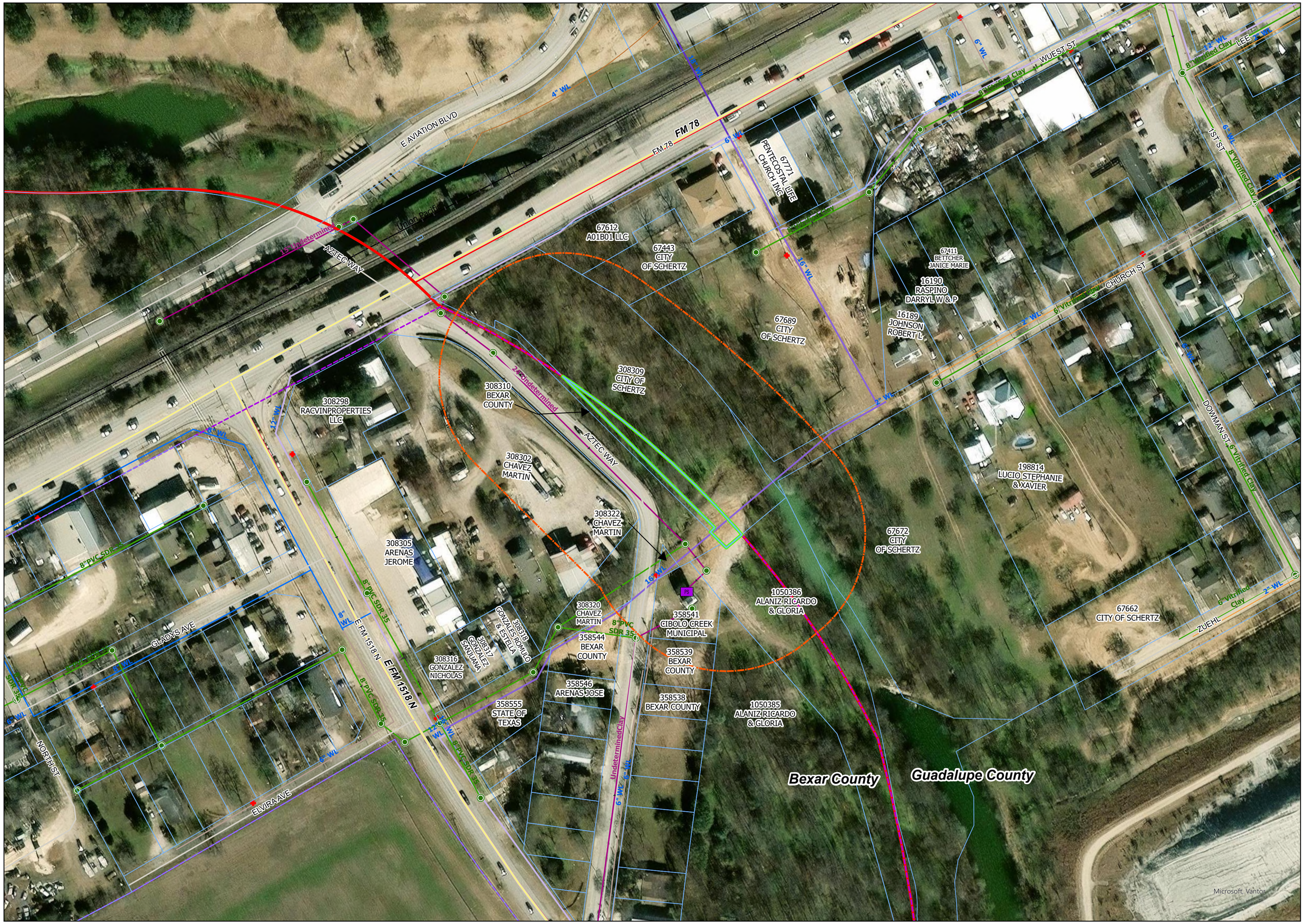

SCHERTZ
COMMUNITY ★ SERVICE ★ OPPORTUNITY

0.183 Acres out of
Bexar County
Property ID 308309

County Boundaries
Schertz Municipal Boundary
ETJ
Project Boundary

Highways
Major Roads
Minor Roads
Freeway
Principal Arterial

Planned Principal Arterial
Secondary Arterial
Planned Secondary Arterial
Secondary Rural Arterial
Planned Secondary Rural Arterial

Residential Collector
Planned Residential Collector
Planned Commercial Collector B
Commercial Collector A
Planned Commercial Collector A

1" 2" 3" 4" 6" 8" 10" 12" 16" 18" 20" 24" 30" 36" Unknown

Hydrant
Manholes
CCMA Lift Station
Private Lift Station

Schertz Lift Station
CCMA Treatment Plant
Schertz Treatment Plant

Sewer Main
Schertz Gravity
Schertz Pressure
Neighboring Gravity
Private Pressure

0 50 100 200 Feet

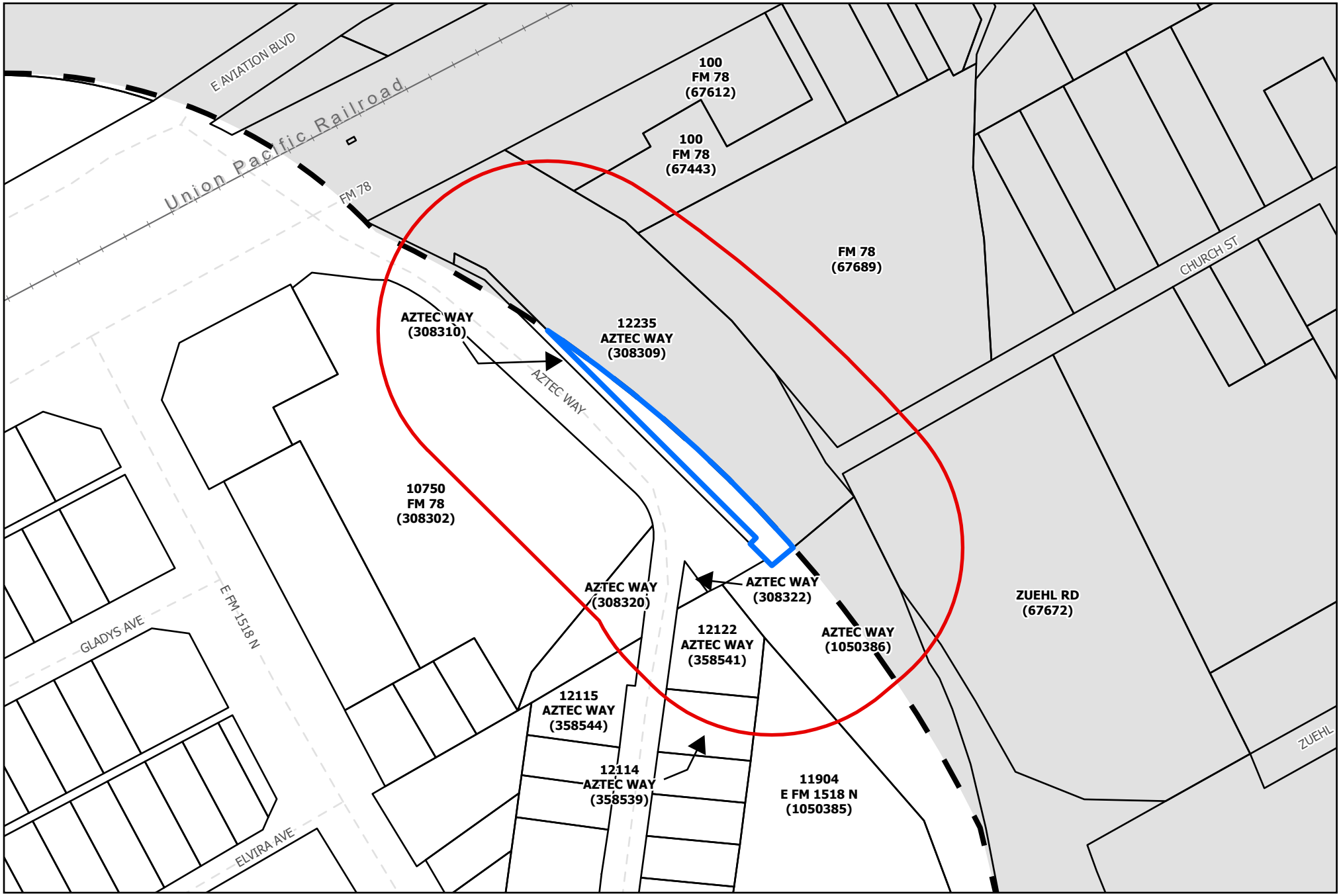

SCHERTZ
COMMUNITY ★ SERVICE ★ OPPORTUNITY

Last update: July 23, 2026

City of Schertz, GIS Specialist: Bill Gardner, gis@schertz.com (210) 619-1185

The City of Schertz provides this Geographic Information System product "as is" without any express or implied warranty of any kind including but not limited to the implied warranties of merchantability and fitness for a particular purpose. In no event shall The City of Schertz be liable for any special, indirect, or consequential damages or any damages whatsoever arising out of or in connection with the use of or performance of these materials. Information published in this product could include technical inaccuracies or typographical errors. Periodical changes may be added to the information herein. The City of Schertz may make improvements and/or changes in the product(s) described herein at any time.

City of Schertz

0.183 Acres out of
Bexar County
Property ID 308309

Project Boundary
200' Buffer
Parcels
City Limits

N
W E
S

0 75 150 300
Feet

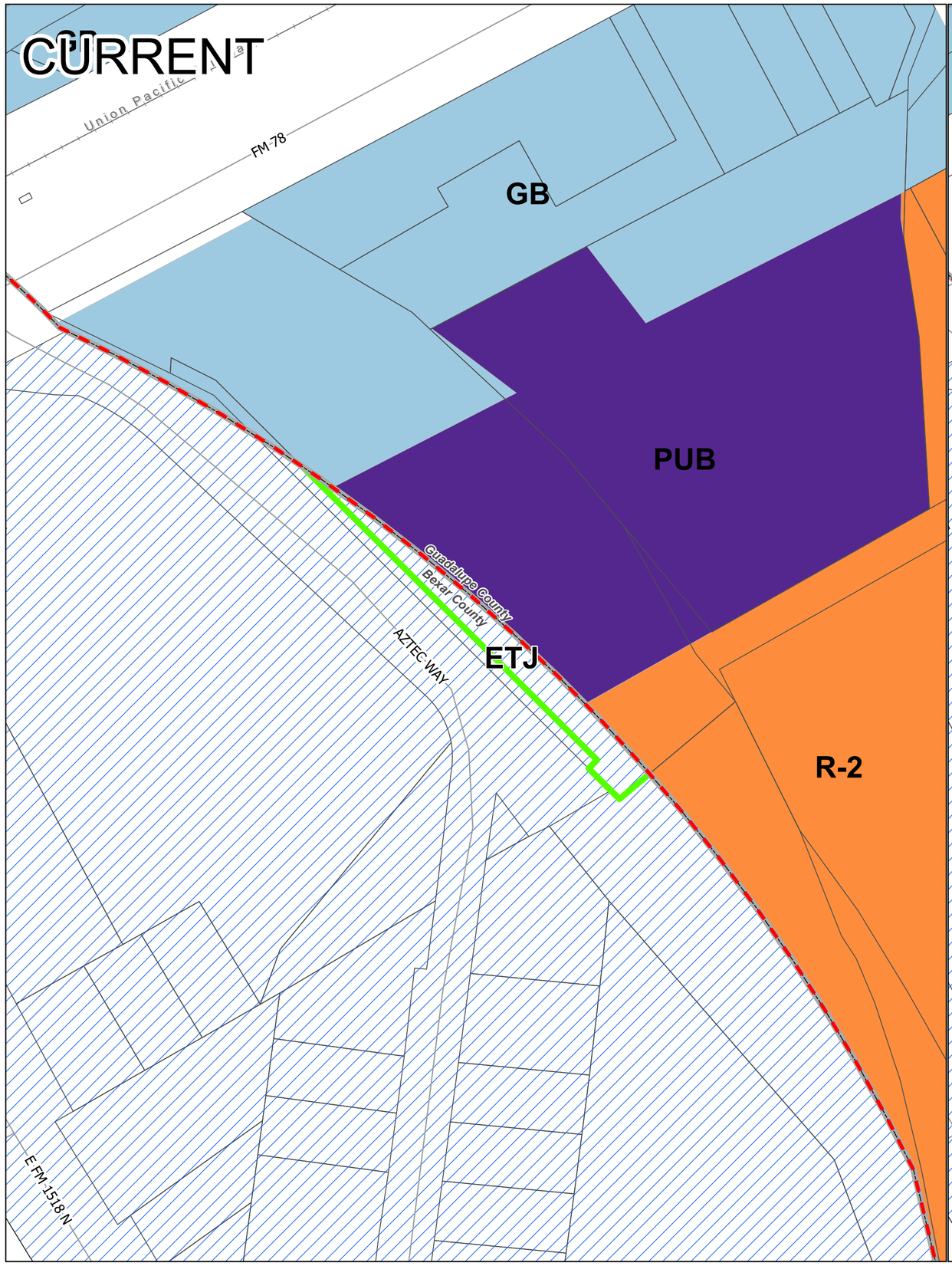

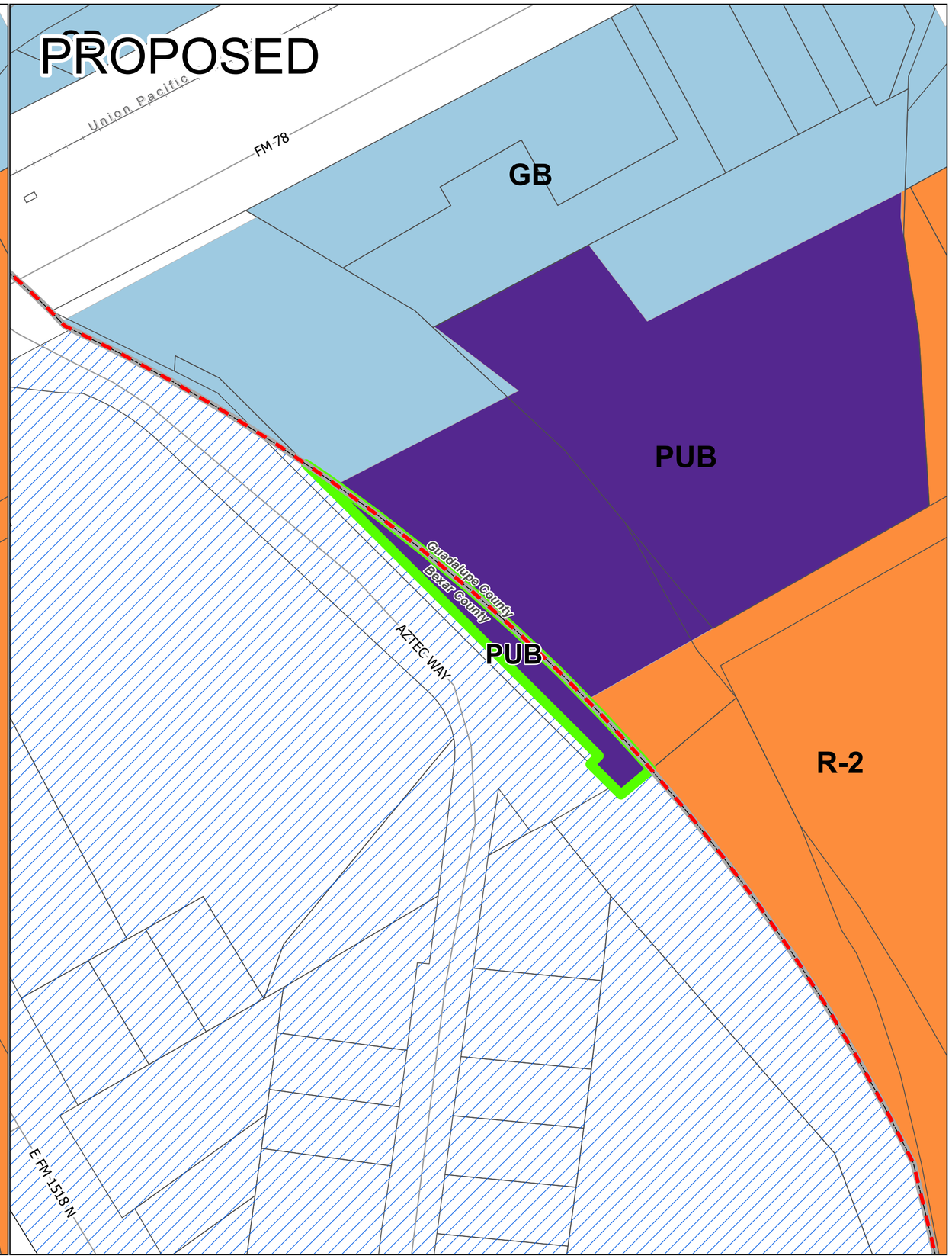

SCHERTZ
COMMUNITY★SERVICE★OPPORTUNITY

Last update: July 29, 2026

City of Schertz, GIS Specialist: Bill Gardner,
gis@schertz.com (210) 619-1185

The City of Schertz provides this Geographic Information System product "as is" without any express or implied warranty of any kind including but not limited to the implied warranties of merchantability and fitness for a particular purpose. In no event shall The City of Schertz be liable for any special, indirect, or consequential damages or any damages whatsoever arising out of or in connection with the use of or performance of these materials. Information published in this product could include technical inaccuracies or typographical errors. Periodical changes may be added to the information herein. The City of Schertz may make improvements and/or changes in the product(s) described herein at any time.

Proposed Zoning Change

0.183 Acres out of Bexar County Property ID 308309

Classification

- (PRE) Pre-Development
- (PDD) Planned Development
- (PUB) Public Use
- (R-A) Single-family Residential/Agricultural
- (R-1) Single-Family Residential
- (R-2) Single-Family Residential
- (R-3) Two-Family Residential
- (R-4) Apartment/Multi-Family Residential
- (R-6) Single-family Residential
- (R-7) Single-family Residential
- (AD) Agricultural District
- (GH) Garden Home/Single-Family Residential (Zero Lot Line)
- (TH) Townhome
- (MHS) Manufactured Home Subdivision
- (MHP) Manufactured Home Parks
- (GB) General Business
- (GB-2) General Business II
- (NS) Neighborhood Services
- (OP) Office and Professional
- (MSMU) Main Street Mixed Use
- (MSMU-ND) Main Street Mixed Use New Development
- (M-1) Manufacturing (Light)
- (M-2) Manufacturing (Heavy)
- (DVL) Development Agreement (Delayed Annexation)

N W E S

0 75 150 300 Feet

Ord. 26-S-024

Zone Change to PUB 0.19 Acres

Daisy Marquez| Senior Planner

SCHERTZ
COMMUNITY. SERVICE. OPPORTUNITY.

	Zoning	Use
Subject Property	N/A	Undeveloped
North	General Business District (GB) and Right of Way	FM 78
South	Out of City Limits	Bexar ETJ
East	Public Use District (PUB) and Single-Family Residential District (R-2)	Undeveloped
West	Out of City Limits and Right of Way	Bexar ETJ and Aztec Way

- **City-owned property**
- **Purchased in 2026**
- **Part of the larger tract**

SCHERTZ
COMMUNITY. SERVICE. OPPORTUNITY.

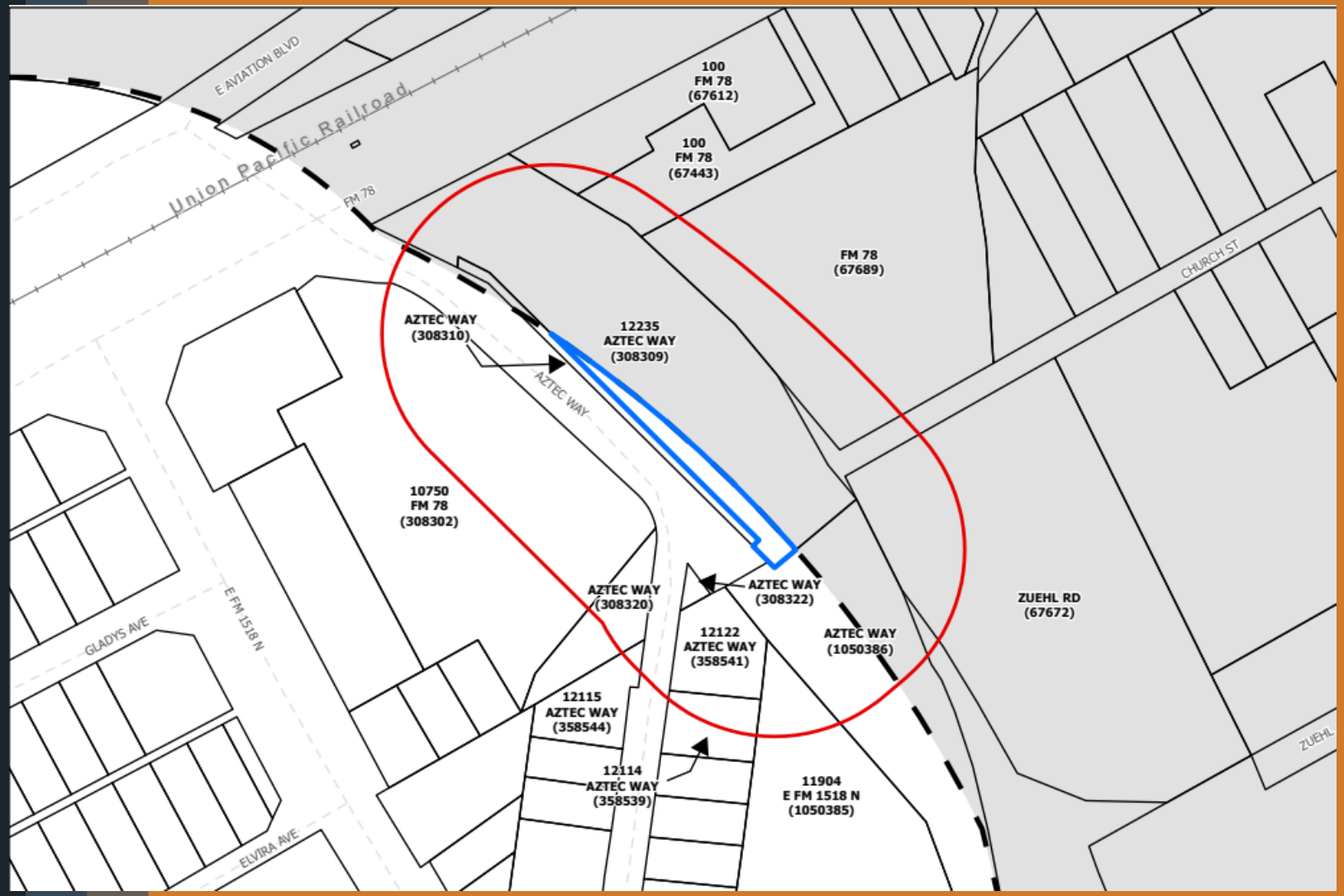

- 14 Public notices were sent on 8.21.26
- As of today
  - (0) in Favor
  - (0) Neutral to
  - (0) in Opposition
- A public hearing notice was published in the "San Antonio Express" on August 26, 2026
- A notification sign was placed on the property
- September 2, 2026 P&Z Meeting

SCHERTZ
COMMUNITY. SERVICE. OPPORTUNITY.

- 0.19 ac
- Going through annexation as well

SCHERTZ
COMMUNITY. SERVICE. OPPORTUNITY.

	Proposed
	Public Use District (PUB)
Permitted Uses (Sec. 21.5.8)	Public, Athletic Stadium; Place of Worship; Civic/ Convention Center; Government Facilities; Municipal uses; Post Office; Schools, ETC
Area Square Feet (Sec. 21.5.7)	10,000
Width & Depth (Sec. 21.5.7)	100x100
Setbacks	Front: 25' Side: 0 adj to non-res/ 15' adj to res Rear: 0 adj to non-res / 15' adj to res
Maximum Height (Sec. 21.5.7)	N/A
Maximum Impervious Coverage (Sec. 21.5.7)	70%

UDC SECTION 21.5.4.D Criteria for Approval

1. Whether the proposed zoning change implements the policies of the adopted Comprehensive Land Plan, or any other applicable adopted plans.

- **Future Land Use Designation:** Local Corridor
  - Commercial and entertainment areas along high-volume collectors
  - Development of scale and intensity compatible with surrounding development

- Proposed PUB is compatible with the Comprehensive Land Use Plan
  - Allows for land uses to serve the community
  - Surrounded by open space and floodplain
  - Shown on Parks Master Plan for larger trail system

SCHERTZ
COMMUNITY. SERVICE. OPPORTUNITY.

UDC SECTION 21.5.4.D Criteria for Approval

2. Whether the proposed zoning change promotes the health, safety, and general welfare of the City.

- Proposed zone change promotes the health, safety, and general welfare
  - City can maintain the natural area
  - Permitted uses are compatible with the area
  - Can be part of the larger trail network system

UDC SECTION 21.5.4.D Criteria for Approval

3. Whether the uses permitted by the proposed change will be consistent and appropriate with existing uses in the immediate area;

- Proposed zone change is consistent or appropriate with existing uses in the area
  - Adjacent to small undeveloped City Park, Cibolo Creek, Floodplain, Floodway, and residential uses
  - Uses permitted in PUB are compatible with adjacent uses

SCHERTZ
COMMUNITY. SERVICE. OPPORTUNITY.

UDC SECTION 21.5.4.D Criteria for Approval

4. Whether other factors are deemed relevant and important in the consideration of the amendment.

- Zone change meets UDC requirements.
- Zone change was sent to Schertz Fire, Police, EMS for review and no objections were provided.

- The Planning and Zoning Commission held a public hearing for the item on September 2, 2026.

Staff Recommendation

Staff recommends approval of Ord. 26-S-024

Planning and Zoning Commission Recommendation

The Planning and Zoning Commission held a public hearing for the item on September 2, 2026, and made a recommendation of approval to City Council with a unanimous vote.

SCHERTZ
COMMUNITY. SERVICE. OPPORTUNITY.

Agenda No. 20.

CITY COUNCIL MEMORANDUM

City Council Meeting:	**September 15, 2026**
Department:	**Planning & Community Development**
Subject:	**Ordinance 26-S-030 - Conduct a public hearing and consider a zone change request from General Business District (GB) to General Business District -II (GB-2) on approximately 5 acres of land, generally located approximately 1,555 feet east of the intersection of FM 2252 and IH 35 N Access Road, more specifically known as a portion of Comal County Property Identification Number 73267, City of Schertz, Comal County, Texas (Senior Planner Daisy Marquez)**

BACKGROUND

The applicant is requesting to rezone approximately 5 acres of land, a portion of Comal County Property Identification Number 73267, an approximately 13-acre tract, from General Business District (GB) to General Business District- II (GB-2). The subject property is currently not platted, and does not have approved development permits. The applicant wishes to use the property as an extension of the existing RDO Equipment Company for Heavy Equipment Sales, Service, and Rental and Outdoor Storage. Heavy Equipment Sales, Service or Rental is permitted by right in General Business District (GB) as per UDC Section 21.5.8. The applicant is requesting General Business District-II (GB-2) to permit Outdoor Storage as per UDC Section 21.8.9.

On August 21, 2026, four (4) public hearing notices were mailed to the surrounding property owners within 200-feet of the subject property. At the time of the staff report, zero (0) responses in favor, zero (0) responses neutral, and zero (0) responses in opposition were received. A public hearing notice was published in the "San Antonio Express" on August 26, 2026. A notice sign was placed on the property by the property owner. The Planning and Zoning Commission held a public hearing for the item at the September 2, 2026, Planning and Zoning Commission Meeting.

Subject Property:

	Zoning	**Land Use**
Existing	General Business District (GB)	Undeveloped and Used as an extension of the existing RDO Equipment Company business
Proposed	General Business District - II (GB-2)	Heavy Equipment Sales, Service, and Rental and Outdoor Storage

Adjacent Properties:

	Zoning	**Land Use**
North	General Business District (GB) and Manufacturing (*Light*) District (M-1)	Undeveloped
South	Right-of-Way	IH-35 N Access Road
East	General Business District (GB) with an approved Specific Use Permit (Ordinance 2008-S-01)	Heavy Equipment Sales, Service and Rental, RDO Equipment Company
West	General Business District (GB)	Undeveloped

Zoning:

Table 21.5.7.B. Dimensional Requirements Non-Residential Zoning District (d)										
			Minimum Lot Size Requirements			Minimum Yard Setbacks			Miscellaneous Lot Requirements	
	Zoning District	Code	Area Sq. Ft.	Width Ft.	Depth Ft.	Front Ft.	Rear Ft.	Side Ft.	Max Height Ft.	Max Impervious Coverage
Existing	General Business District	GB	10,000	100	100	25	0 adjacent to non-residential 25 adjacent to residential	0 adj to non-residential 25 adjacent to residential	120	80%
Proposed	General Business District - II	GB-2	10,000	100	100	25	0 adjacent to non-residential 25 adjacent to residential	0 adjacent to non-residential 25 adjacent to residential	120	80%

GOAL

The applicant is proposing to rezone approximately 5 acres of land to General Business District -II (GB-2) for Heavy Equipment Sales, Service, and Rental and Outdoor Storage.

COMMUNITY BENEFIT

It is the City's desire to promote safe, orderly, efficient development and ensure compliance with the City's vision of future growth.

SUMMARY OF RECOMMENDED ACTION

Background on the Site:

The applicant is proposing to rezone approximately 5 acres out of an approximately 13-acre tract to General Business District-II (GB-2). The remaining approximately 8 acres of land owned by the applicant are zoned General Business District (GB) and Manufacturing (Light) District (M-1), are immediately adjacent to FM 482, and would support the proposed uses by right.

The subject 5 acres are located along IH-35 N Access Road and are immediately to the west of the existing RDO Equipment located at 19275 IH 35 N. RDO Equipment has an approved Specific Use Permit, known as Ordinance 2008-S-01, that authorized and established Heavy Equipment Sales Service and Rental as a use and permitted it on the approximately 8 acres of land. The approved Specific Use Permit for the approximately 8 acres is included in the attachments and also includes the approved site plan documents for the development. The business sells equipment which includes: John Deere Agriculture Equipment; John Deere Construction and Forestry Equipment; Lawn and Land Equipment; Roadbuilding and Aggregate Equipment; and Vermeer.

The applicant has been using the subject 5 acres as an extension of the existing business without the proper development permits. The proposed zone change is the first step to bring the site into compliance. The 5 acres will be required to come into compliance with all site design requirements and outdoor storage requirements per the Unified Development Code and Building Code. General Business District-II (GB-2) is being requested because Outdoor Storage is only permitted in General Business District-II (GB-2), Manufacturing (*Light*) District (M-1), and Manufacturing (*Heavy*) District (M-2).

When considering zone changes, staff looks to the criteria listed in UDC Section 21.5.4.D. The criteria are listed below.

1. Whether the proposed zoning change implements the policies of the adopted Comprehensive Land Plan, or any other applicable adopted plans.

The proposed zone change to General Business District-II (GB-2) does not implement the policies of the adopted Comprehensive Land Use Plan. The Comprehensive Land Use Plan is intended to guide development and manage growth in the City over the next 20 years and was adopted in April 2024. The subject property is designated as Regional Corridor in the Comprehensive Plan- Future Land Use Map. Regional Corridor is identified as commercial and entertainment areas along major thoroughfares that serve the City and the population within the area. Typically, this includes "big box" retailers, regional shopping centers, supermarkets, movie theaters, department stores, office spaces, and larger multifamily. Regional Corridor also includes accommodating the existing limited industrial and logistical uses. The Regional Corridor Future Land Use Designation supports commercial-type uses and zoning.

The proposed General Business District-II (GB-2) permits land uses that are not compatible with the Regional Corridor Future Land Use Designation that include light industrial and industrial uses along IH-35. Although the proposed zone change is for an existing business, the rear 8 acres of the parcel, not part of this zone change, are zoned Manufacturing District (Light) M-1 and are owned by the applicant, which would support their proposed land use and needed outdoor storage along FM 482.

2. Whether the proposed zoning change promotes the health, safety, and general welfare of the City.
As part of promoting health, safety, and welfare, the City should encourage development compatible with surrounding uses, utilizing standards and transitional uses to alleviate negative impacts. Any new development will be required to meet the site design requirements listed in Article 9 of the Unified Development Code and all other Unified Development Code (UDC) and building code requirements.

As per UDC Section 21.5.6, the purpose and intent of General Business District-II (GB-2) is to provide suitable areas for the development of non-residential and light industrial uses that are generally oriented toward serving the overall needs of the entire community, located on appropriately landscaped site along principal transportation corridors on arterial streets, that should not emit dust, odor, smoke, gas, fumes, and hazardous elements detectable beyond the boundary of the site. Although the proposed zone change is for the expansion of an existing business, the uses allowed within the requested zoning district of General Business District-II (GB-2) do not align with the Comprehensive Plan Future Land Use Map, which does not promote the general welfare of the City. If the requested zone change to General Business District (GB-2) is approved, then all uses permitted within the zoning district are permitted, and any future applicants may request a Specific Use Permit for uses allowed within the zoning district.

As part of the zone change, the Engineering Department provided a memo summarizing the impact of traffic on the City's transportation system. Due to the proposed zone change being intended for the proposed expansion of the existing business to the right of the subject property, there is no adverse impact on the City's transportation system.

The proposed zone change to General Business District-II (GB-2) and its permitted uses are not compatible with the Comprehensive Land Use Plan- Future Land Use Map, which does not promote the general welfare of the community.

3. Whether the uses permitted by the proposed change will be consistent and appropriate with existing uses in the immediate area;
The proposed General Business District-II (GB-2) zoning is not consistent or appropriate with the existing zoning districts in the area and along IH-35. To the right of the subject property is the existing RDO Equipment that obtained a Specific Use Permit under Ordinance 2008-S-01 to permit Heavy Equipment Sales and Service, with an approved site plan that limited the storage of equipment to the rear of the site within a confined area. To the south is IH-35 N Access Road. To the north is the remaining 8 acres of the approximately 13-acre tract, owned by the applicant, that is undeveloped and zoned General Business District (GB) and Manufacturing (*Light*) District (M-1) and is adjacent to FM 482. To the west of the subject property is an approximately 8-acre tract of land that is undeveloped.

As per UDC Section 21.5.8- Permitted Use Table, the following uses are permitted by right in General Business District-II (GB-2) that are not permitted in General Business District (GB). If the use is shown with an (S), it

means GB-2 is the first zoning district that permits the use with an approved Specific Use Permit (SUP). The uses are as seen below:

- Airport, Heliport, Landing Field
- Automobile Repair and Service, Major
- Automobile Sales (S)
- Bottling Works
- Cabinet or Upholstery Shop
- Commercial Amusement, Outdoor
- Dry Cleaning, Major
- Flea Market, Outside
- General Manufacturing/ Industrial Use
- Mini-Warehouse/ Public Storage (S)
- Mixed-Use Self Storage
- Nursery, Major
- Office-Warehouse/ Distribution Center
- Portable Building Sales (S)
- Print Shop, Major
- Railroad/ Passenger Bus Station
- Recycling Collection Centers
- Rehabilitation Care Facility
- Stable, Commercial
- Storage or Wholesale Warehouse
- Truck Sales, Heavy Equipment
- veterinarian Clinic/ Kennel, Outdoor
- Welding/ Machine Shop

This is not a comprehensive list of permitted uses. The comprehensive list can be found in UDC Section 21.5.8-Permitted Use Table. The uses permitted in the proposed zoning district are not compatible with the Comprehensive Land Use Plan- Future Land Use Map and the existing zoning along IH-35.

4. Whether other factors are deemed relevant and important in the consideration of the amendment.
Staff has ensured all UDC requirements have been met for the proposed zone change application. The City of Schertz Fire, EMS, and Police Departments have reviewed the proposed zone change with no objections.

Although the proposed zone change is for the expansion of the existing RDO Equipment Company, the applicant has approximately 8 acres of land along FM 482, adjacent to the subject 5-acre tract, that has the proper zoning for what is being proposed. When evaluating zone changes, Staff evaluates the zoning district and all the uses permitted within that zoning district. When evaluating the proposed zone change to General Business District-II (GB-2), Staff is evaluating all permitted uses within the zoning district and potential Specific Use Permits that can be requested. If the proposed zone change to General Business District-II (GB-2) is approved, then all uses permitted within the zoning district are permitted with the applicable potential Specific Use Permit requests without restrictions.

In previous City Council Meetings, Staff has received direction from City Council to protect the existing General Business District (GB) along IH-35 and IH-10 to promote commercial development that aligns with the comprehensive plan. The proposed zone change to General Business District-II (GB-2) does not align with that direction.

The Planning and Zoning Commission held a public hearing for the item at the September 2, 2026 Planning and Zoning Commission meeting. During the discussion, the Commissioners discussed the uses permitted in General Business District-II (GB-2) not being appropriate along IH-35, the Specific Use Permit process not being an option for their use, and concerns with the history of other sites with outdoor storage.

RECOMMENDATION

Staff Recommendation:
Although the proposed zone change is for an existing business that is proposed to be expanded, the proposed zone change to General Business District (GB-2) and its permitted uses are not compatible with the Comprehensive Land Use Plan - Future Land Use Map Designation of Regional Corridor, which does not support the general welfare of the community; thus, Staff recommends denial of Ordinance 26-S-030.

Planning and Zoning Commission Recommendation:
The Planning and Zoning Commission held a public hearing for the item on September 2, 2026, and made a recommendation of denial to City Council with a 6-1 vote, with Commissioner Laredo-Reyes voting nay. During Commissioner Announcements, Commissioner Laredo-Reyes stated they voted nay incorrectly.

Attachments

Ordinance 26-S-030 With Attachments

Aerial Exhibit

200-foot Notification Map

Engineering Memo

Ordinance 2008-S-01 SUP for 7.79 acres

City Council Presentation Slides

ORDINANCE 26-S-030

AN ORDINANCE BY THE CITY COUNCIL OF THE CITY OF SCHERTZ, TEXAS, TO REZONE APPROXIMATELY 5 ACRES OF LAND FROM GENERAL BUSINESS DISTRICT (GB) TO GENERAL BUSINESS DISTRICT - II (GB-2), GENERALLY LOCATED APPROXIMATELY 1,555 FEET EAST OF THE INTERSECTION OF FM 2252 AND IH 35 N ACCESS ROAD, SPECIFICALLY KNOWN AS COMAL COUNTY PROPERTY IDENTIFICATION NUMBER 73267, CITY OF SCHERTZ, TEXAS.

WHEREAS, an application to rezone approximately 5 acres of land from General Business District (GB) to General Business District -II (GB-2) on approximately 5 acres of land, generally located approximately 1,555 feet east of the intersection of FM 2252 and IH 35 N Access Road, more specifically known as a portion of Comal County Property Identification Number 73267, more specifically described in Exhibit A attached herein (herein, the "Property") has been filed with the City; and

WHEREAS, the City's Unified Development Code Section 21.5.4.D. provides for certain criteria to be considered by the Planning and Zoning Commission in making recommendations to City Council and by City Council in considering final action on a requested zoning (the "Criteria"); and

WHEREAS, on September 2, 2026, the Planning and Zoning Commission conducted a public hearing and, after considering the Criteria, made a recommendation to deny the requested zone change with a 6-1 vote; and

WHEREAS, on September 15, 2026, the City Council conducted a public hearing and, after considering the Criteria and recommendation by the Planning and Zoning Commission, determined that the requested zoning be approved as provided for herein.

NOW THEREFORE, BE IT RESOLVED BY THE CITY COUNCIL OF THE CITY OF SCHERTZ, TEXAS THAT:

Section 1. The Property, as shown and more particularly described in the attached Exhibit A, approximately 5 acres of land is hereby zoned General Business District – II (GB-2).

Section 2. The Official Zoning Map of the City of Schertz, described and referred to in Article 2 of the Unified Development Code, shall be revised to reflect the above amendment.

Section 3. The recitals contained in the preamble hereof are hereby found to be true, and such recitals are hereby made a part of this Ordinance for all purposes and are adopted as a part of the judgment and findings of the Council.

Section 4. All ordinances and codes, or parts thereof, which are in conflict or inconsistent with any provision of this Ordinance are hereby repealed to the extent of such conflict, and the provisions of this Ordinance shall be and remain controlling as to the matters resolved herein.

Section 5. This Ordinance shall be construed and enforced in accordance with the laws of the State of Texas and the United States of America.

Section 6. If any provision of this Ordinance or the application thereof to any person or circumstance shall be held to be invalid, the remainder of this Ordinance and the application of such provision to other persons and circumstances shall nevertheless be valid, and the City hereby declares that this Ordinance would have been enacted without such invalid provision.

Section 7. It is officially found, determined, and declared that the meeting at which this Ordinance is adopted was open to the public and public notice of the time, place, and subject matter of the public business to be considered at such meeting, including this Ordinance, was given, all as required by Chapter 551, as amended, Texas Government Code.

Section 8. This Ordinance shall be effective upon the date of final adoption hereof and any publication required by law.

Section 9. This Ordinance shall be cumulative of all other ordinances of the City of Schertz, and this Ordinance shall not operate to repeal or affect any other ordinances of the City of Schertz except insofar as the provisions thereof might be inconsistent or in conflict with the provisions of this Ordinance, in which event such conflicting provisions, if any, are hereby repealed.

PASSED, APPROVED and ADOPTED on this ____day of _____ 2026.

CITY OF SCHERTZ, TEXAS

_____
Ralph Rodriguez, Mayor

ATTEST:

_____
Sheila Edmondson, City Secretary

Exhibit “A”
Zoning Exhibit

Exhibit "A" Zoning Exhibit

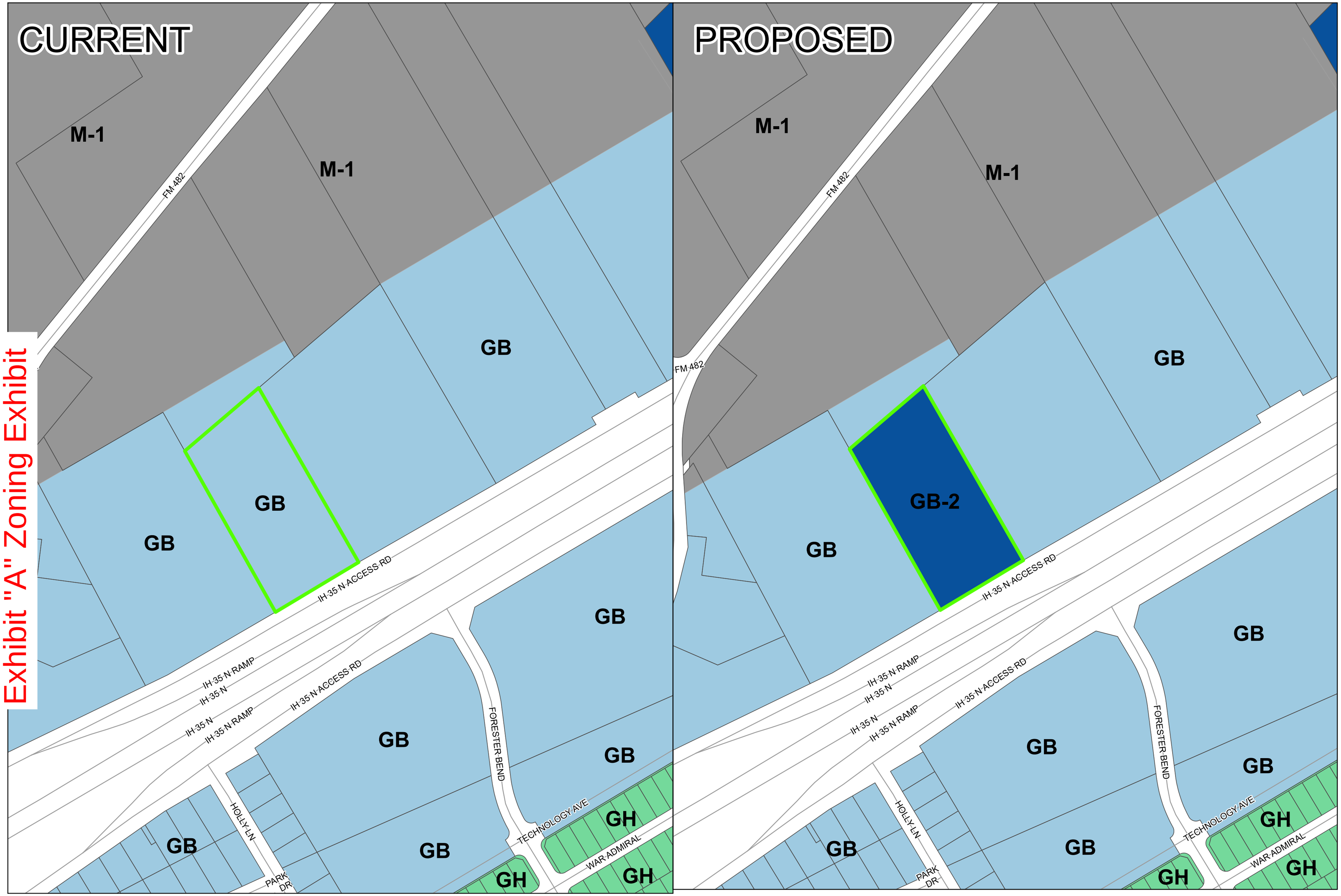

SCHERTZ
COMMUNITY★SERVICE★OPPORTUNITY

Last update: August 3, 2026

City of Schertz, GIS Specialist: Angelica Gonzales,
gis@schertz.com (210) 619-1174

The City of Schertz provides this Geographic Information System product "as is" without any express or implied warranty of any kind including but not limited to the implied warranties of merchantability and fitness for a particular purpose. In no event shall The City of Schertz be liable for any special, indirect, or consequential damages or any damages whatsoever arising out of or in connection with the use of or performance of these materials. Information published in this product could include technical inaccuracies or typographical errors. Periodical changes may be added to the information herein. The City of Schertz may make improvements and/or changes in the product(s) described herein at any time.

Proposed Zoning Change

RDO 19275 IH-35 (PLZC20260143)

Classification

- (PRE) Pre-Development
- (PDD) Planned Development
- (PUB) Public Use
- (R-A) Single-family Residential/Agricultural
- (R-1) Single-Family Residential
- (R-2) Single-Family Residential
- (R-3) Two-Family Residential
- (R-4) Apartment/Multi-Family Residential
- (R-6) Single-family Residential
- (R-7) Single-family Residential
- (AD) Agricultural District
- (GH) Garden Home/Single-Family Residential (Zero Lot Line)
- (TH) Townhome
- (MHS) Manufactured Home Subdivision
- (MHP) Manufactured Home Parks
- (GB) General Business
- (GB-2) General Business II
- (NS) Neighborhood Services
- (OP) Office and Professional
- (MSMU) Main Street Mixed Use
- (MSMU-ND) Main Street Mixed Use New Development
- (M-1) Manufacturing (Light)
- (M-2) Manufacturing (Heavy)
- (DVL) Development Agreement (Delayed Annexation)

N W E S

0 100 200 400 Feet

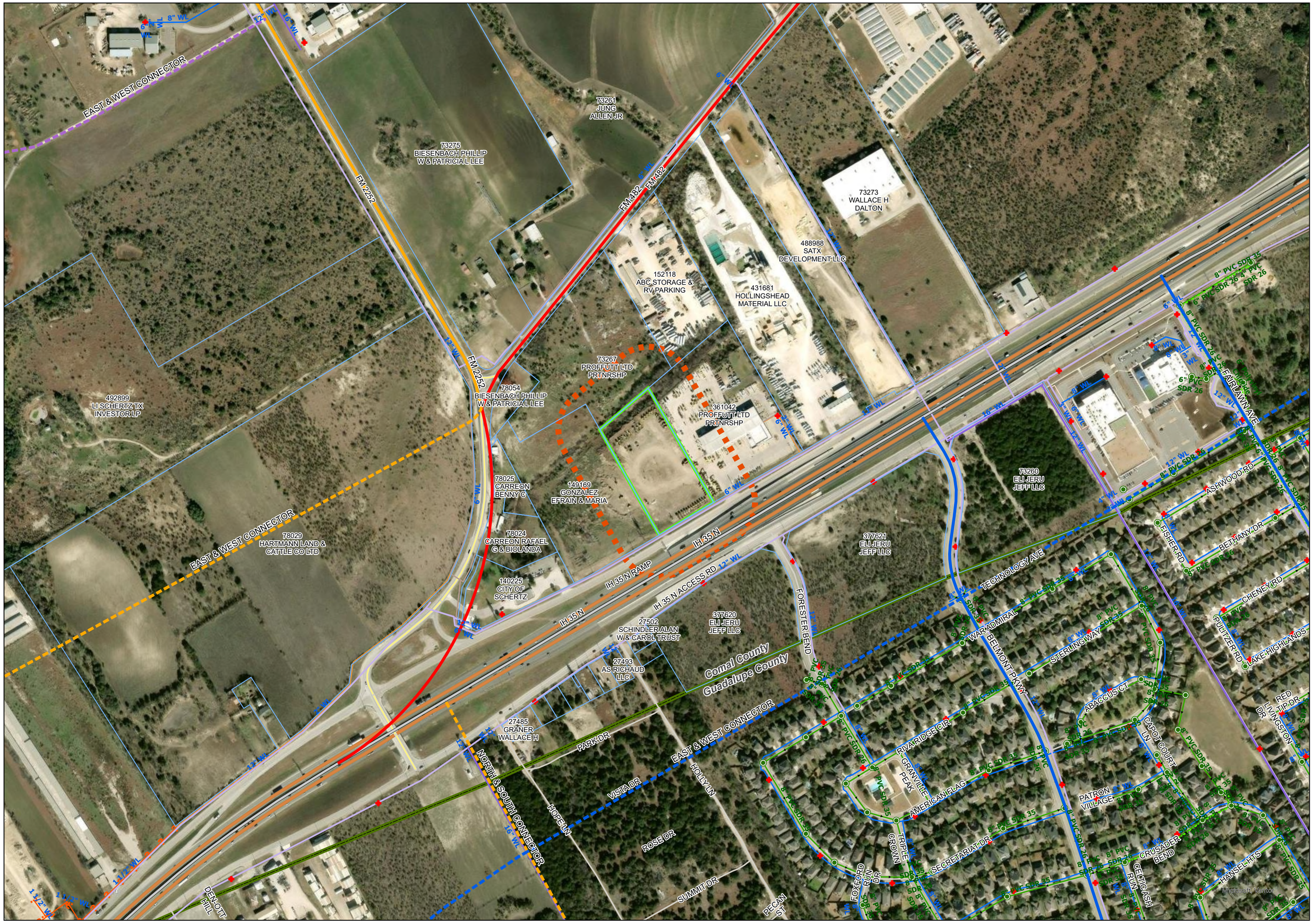

SCHERTZ
COMMUNITY ★ SERVICE ★ OPPORTUNITY

RDO 19275 IH-35
(PLZC20260143)

County Boundaries
Schertz Municipal Boundary
ETJ
Project Boundary

Highways
Major Roads
Minor Roads
Freeway
Principal Arterial

Planned Principal Arterial
Secondary Arterial
Planned Secondary Arterial
Secondary Rural Arterial
Planned Secondary Rural Arterial

Residential Collector
Planned Residential Collector
Planned Commercial Collector B
Commercial Collector A
Planned Commercial Collector A

1" 2" 3" 4" 6"
8" 10" 12" 16" 18"
20" 24" 30" 36" Unknown

Hydrant
Manholes
CCMA Lift Station
Private Lift Station

Schertz Lift Station
CCMA Treatment Plant
Schertz Treatment Plant

Sewer Main
Schertz Gravity
Schertz Pressure
Neighboring Gravity
Private Pressure

0 150 300 600 Feet

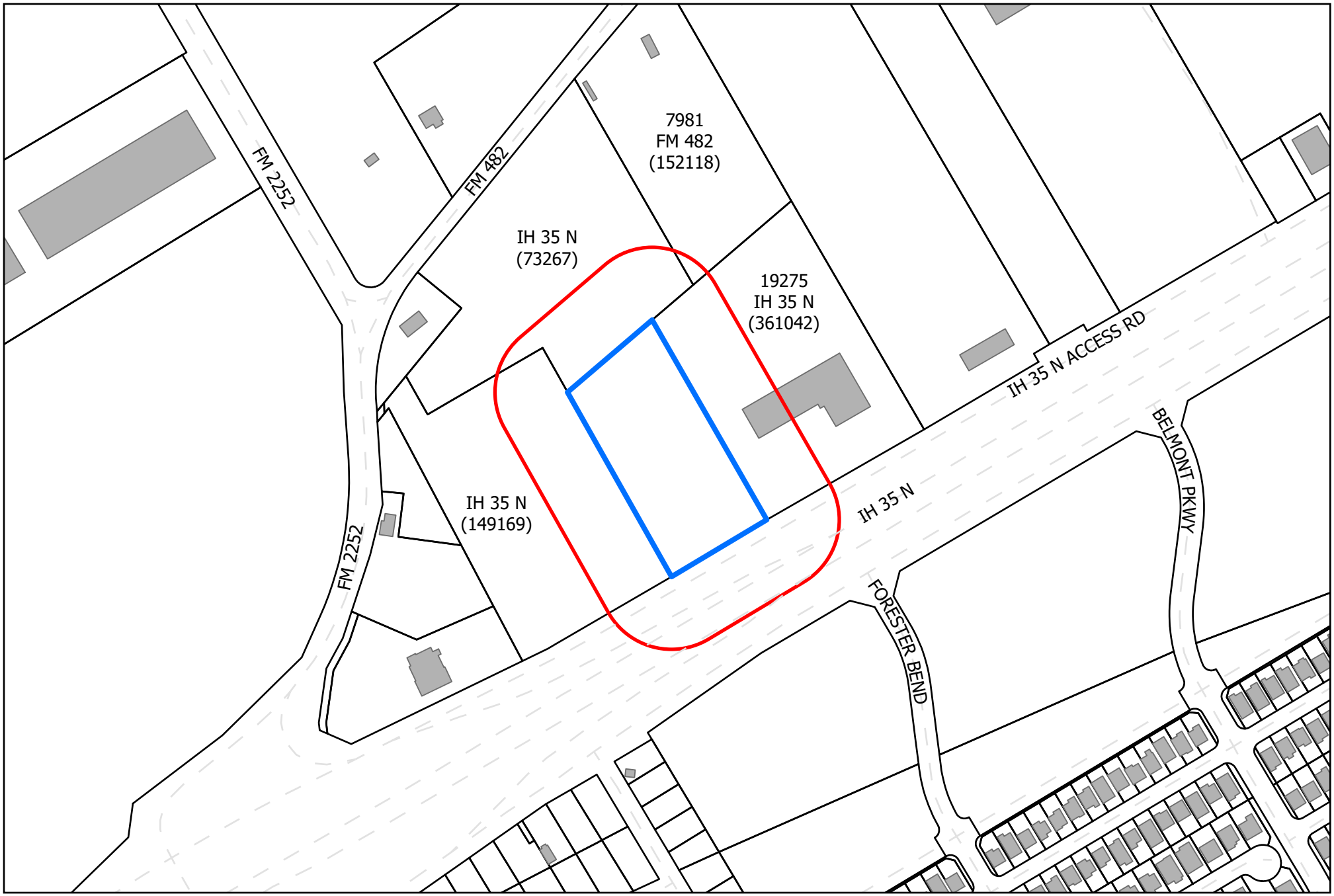

SCHERTZ
COMMUNITY ★ SERVICE ★ OPPORTUNITY

Last update: July 30, 2026

City of Schertz, GIS Specialist: Angelica Gonzales, gis@schertz.com (210) 619-1174

The City of Schertz provides this Geographic Information System product "as is" without any express or implied warranty of any kind including but not limited to the implied warranties of merchantability and fitness for a particular purpose. In no event shall The City of Schertz be liable for any special, indirect, or consequential damages or any damages whatsoever arising out of or in connection with the use of or performance of these materials. Information published in this product could include technical inaccuracies or typographical errors. Periodical changes may be added to the information herein. The City of Schertz may make improvements and/or changes in the product(s) described herein at any time.

City of Schertz

RDO 19275 IH 35 N
Zone Change
(PLZC20260143)

200 Ft Buffer
Project Boundary
Parcels

N
W E
S

0 175 350 700
Feet

SCHERTZ | COMMUNITY SERVICE OPPORTUNITY

DEVELOPMENT SERVICES
ENGINEERING DEPARTMENT

Memo

To: Planning and Zoning Commission via Daisy Marquez, Senior Planner

From: John Nowak, P.E., Engineer

Date: August 12, 2026

Re: Traffic Impact Summary for Proposed Zone Change at 19275 IH-35

The portion of the property at 19275 IH-35 currently used by the construction equipment business is currently zoned GB, General Business. The property owner is requesting this portion be re-zoned to GB2 so the zoning matches the current use on the property.

The proposed zone change is to bring the property into compliance with the current use on the property. No new commercial uses, or any expansion of the existing use, is associated with the requested zone change. As such, there is no adverse impact to the City's transportation system by the zone change request.

ORDINANCE NO. 08-S-01

AN ORDINANCE

BY THE CITY COUNCIL OF THE CITY OF SCHERTZ, TEXAS AMENDING THE UNIFIED DEVELOPMENT CODE (UDC) ORDINANCE 96-S-28, AS AMENDED, BY GRANTING A SPECIFIC USE PERMIT FOR 7.79± ACRES OF LAND OUT OF THE CALVIN B. ABBOTT SURVEY NO. 262, A-18, COMAL COUNTY, TEXAS AUTHORIZING A HEAVY EQUIPMENT SALES AND RENTAL ESTABLISHMENT AS A NEW AND UNLISTED USE; PROVIDING AN EFFECTIVE DATE; AND PROVIDING A REPEALING CLAUSE.

BE IT ORDAINED BY THE CITY COUNCIL OF THE CITY OF SCHERTZ, TEXAS:

THAT, UDC Ordinance No. 96-S-28 of the City of Schertz, Texas is hereby amended in the following manner.

SECTION I

"Grant a Specific Use Permit for 7.79± acres of land out of the Calvin B. Abbott Survey No. 262, Abstract No. 18 Comal County, Texas more particularly described in the Field Notes and Map, as attached hereto as Exhibit A, authorizing a Heavy Equipment Sales and Rental establishment as a new and unlisted use."

SECTION II

THAT, The Zoning District Map described and referred to in Article III, of the UDC, Ordinance 96-S-28 shall be changed to reflect the above amendments.

SECTION III

THAT this Ordinance shall be effective from and after its final passage and any publication required by the City of Schertz.

SECTION IV

THAT all ordinances or parts of ordinances in conflict with this Ordinance are hereby repealed.

Approved on first reading the 18th day of December, 2007.

PASSED, APPROVED AND ADOPTED the 8th day of January, 2008

Mayor, City of Schertz, Texas

ATTEST:

City Secretary, City of Schertz, Texas

(SEAL OF THE CITY)

100 E. San Antonio St. Suite 100
San Marcos, TX 78666-5568

512 / 353-3335
FAX 512 / 396-0224

PRO-TECH
ENGINEERING
GROUP
INCORPORATED

FIELD NOTE DESCRIPTION
OF A SURVEY OF
7.79 ACRES OF LAND
OUT OF THE
CALVIN P. ABBOTT SURVEY NO. 262, A-18
CITY OF SCHERTZ
COMAL COUNTY, TEXAS

BEING 7.79 ACRES OF LAND OUT OF THE CALVIN P. ABBOTT SURVEY NO. 262, A-18, COMAL COUNTY, TEXAS, SAME BEING A PORTION OF THAT 20.454 ACRE TRACT OF LAND CONVEYED TO PROFFUTT LIMITED PARTNERSHIP BY FREDERICK S. SCHLATHER RETIREMENT PLAN BY DEED DATED AUGUST 25, 2006, AND RECORDED IN DOCUMENT NUMBER 200606038582, COMAL COUNTY OFFICIAL PUBLIC RECORDS, AND BEING THAT SAME TRACT SHOWN ON PRO-TECH ENGINEERING GROUP, INC. PLAN NO. 5555 "SPECIFIC USE PERMIT EXHIBIT" OF EVEN DATE HEREWITH, AND BEING MORE PARTICULARLY DESCRIBED BY METES AND BOUNDS AS FOLLOWS, TO WIT:

BEGINNING at a concrete monument found in the northwest line of Interstate Highway No. 35 at Engineer's Centerline Station 251+00, same being the east corner of the said PROffutt Limited Partnership 20.454 acre tract and the south corner of that 14.632 acre tract of land conveyed to Lattimore Ready Mix, LLC by deed recorded in Document No. 200606004385, Comal Official Public Records, for the east corner of the tract herein described;

THENCE, leaving the said Lattimore Ready Mix, LLC 14.632 acre tract, with the northwest line of the said Interstate Highway No. 35, S60°11'00"W, 500.00 feet to an iron stake with an aluminum cap marked "PRO-TECH ENG 2219" set for the south corner of the tract herein described;

THENCE, leaving the said Interstate Highway No. 35, N29°49'00"W, 634.87 feet to an iron stake with an aluminum cap marked "PRO-TECH ENG 2219" set for the west corner of the tract herein described;

THENCE, N49°28'46"E, at 149.08 feet passing the south corner of that 2.49 acre tract of land conveyed to Travis G. Payne Family Partnership, Ltd. by deed recorded in Volume 313, Page 548, Comal County Deed Records, same being a re-entrant corner of the said PROffutt Limited Partnership 20.454 acre tract and continuing on, in all, with the southeast line of Travis G. Payne Family Partnership, Ltd., a northwest line of the said PROffutt Limited Partnership 20.454 acre tract, 504.67 feet to a 60d nail found at the most easterly north corner of the said PROffutt Limited Partnership 20.454 acre tract, same being the east corner of the Travis G. Payne Family Partnership, Ltd. and in the southwest line of the aforementioned Lattimore Ready Mix, LLC 14.632 acre tract, for the north corner of the tract herein described,

THENCE, leaving the said Travis G. Payne Family Partnership, Ltd. 2.49 acre tract, with the common line between the said PROffutt Limited Partnership 20.454 acre tract and the said Lattimore Ready Mix, LLC 14.632 acre tract, S30°08'23"E, 728.62 feet to the POINT OF BEGINNING, containing 7.79 acres of land. Surveyed October 12, 2007.

BY _____
Kelly Kilber, Registered Professional
Land Surveyor Number 2219

STATE OF TEXAS
REGISTERED
KELLY KILBER
2219
PROFESSIONAL
LAND SURVEYOR

STATE OF TEXAS
KELLY KILBER
41187
LICENSED
PROFESSIONAL ENGINEER

RDO EQUIPMENT COMPANY
EO# 14792
PLAN# 5555
FNF# 9825
9825 7.79 AOL 101207.DOC

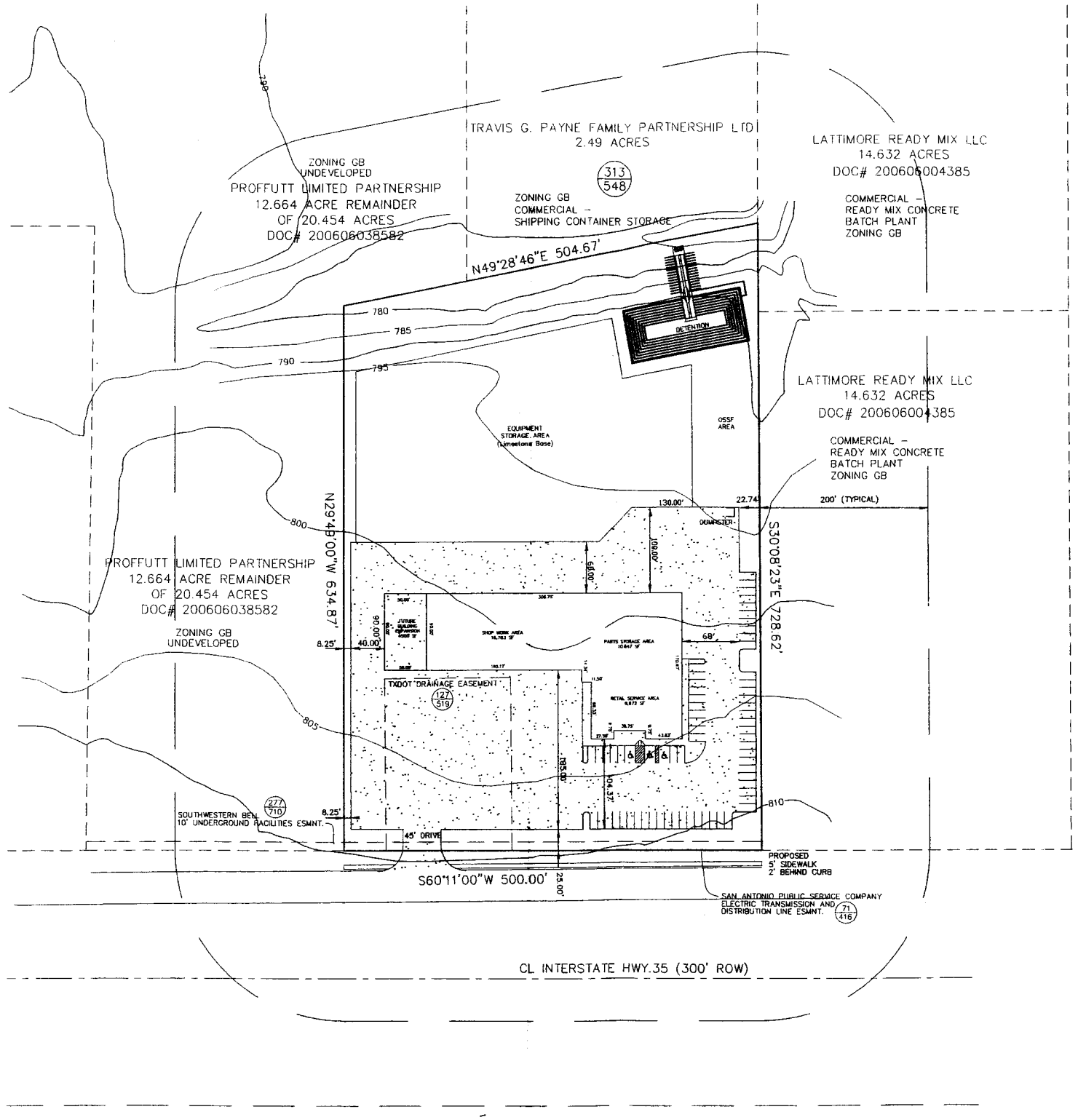

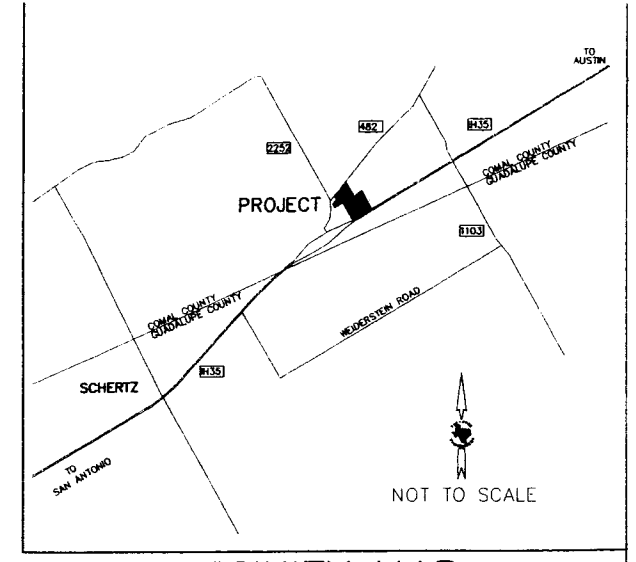

VICINITY MAP

SCALE: 1"=100'

0 100 100

PARKING TABULATION

RETAIL SERVICE AREA	8,672 SF @ 1 SPACE/250 SF=34.68
PARTS STORAGE AREA	10,847 SF
SHOP WORK AREA	16,763 SF
FUTURE SHOP EXPANSION	4,500 SF
	32,110 SF @ 1 SPACE/1000 SF=32.10
PARKING REQUIRED	67 SPACES
PARKING PROVIDED	67 SPACES (INCLUDES 3 HANDICAP SPACES)

HANDICAP PARKING REQUIRED & PROVIDED=3

OWNER/APPLICANT:
Proffutt Limited Partnership
by RDO Family, LLC,
a Minnesota limited liability company
F. Scott Neal, President
700 South 7th Street
Fargo, ND 58103
Phone (701) 526-9620

CONCEPTUAL SITE PLAN

RDO EQUIPMENT COMPANY
CITY OF SCHERTZ

Comal County, Texas

7.79 ACRES OF LAND
OUT OF THE
CALVIN P. ABBOTT SURVEY No. 262,
ABSTRACT 18

PRO-TECH ENGINEERING GROUP INCORPORATED
10[illegible] Austin, Texas 78[illegible]
(512) 353-3535

RECEIVED
NOV 13 2007
BY:

STATE OF TEXAS
KELLY KILGORE
[illegible]
LICENSED PROFESSIONAL ENGINEER

REVISED: NOVEMBER 20, 2007
DATE OCTOBER 12, 2007
SHEET 1 OF 1
JOB 14792
SCALE 1"=100'

..\14792\..\MOS\14792.DWG

SCALE: 1" = 100'

Ord. 26-S-030

Zone Change from GB to GB-2 ; 5 acres

Daisy Marquez| Senior Planner

SCHERTZ
COMMUNITY. SERVICE. OPPORTUNITY.

	Zoning	Use
Subject Property	General Business District (GB) and Manufacturing (Light) District (M-1)	Undeveloped expansion of RDO Equipment Co.
North	General Business District (GB) and Manufacturing (Light) District (M-1) and ROW	Undeveloped and FM 482
South	ROW	IH-35 N Access Road
East	General Business District (GB) with an approved Specific Use Permit	Heavy Equipment Sales Service or Rentals; RDO Equipment Company
West	General Business District (GB)	Undeveloped

SCHERTZ
COMMUNITY. SERVICE. OPPORTUNITY.

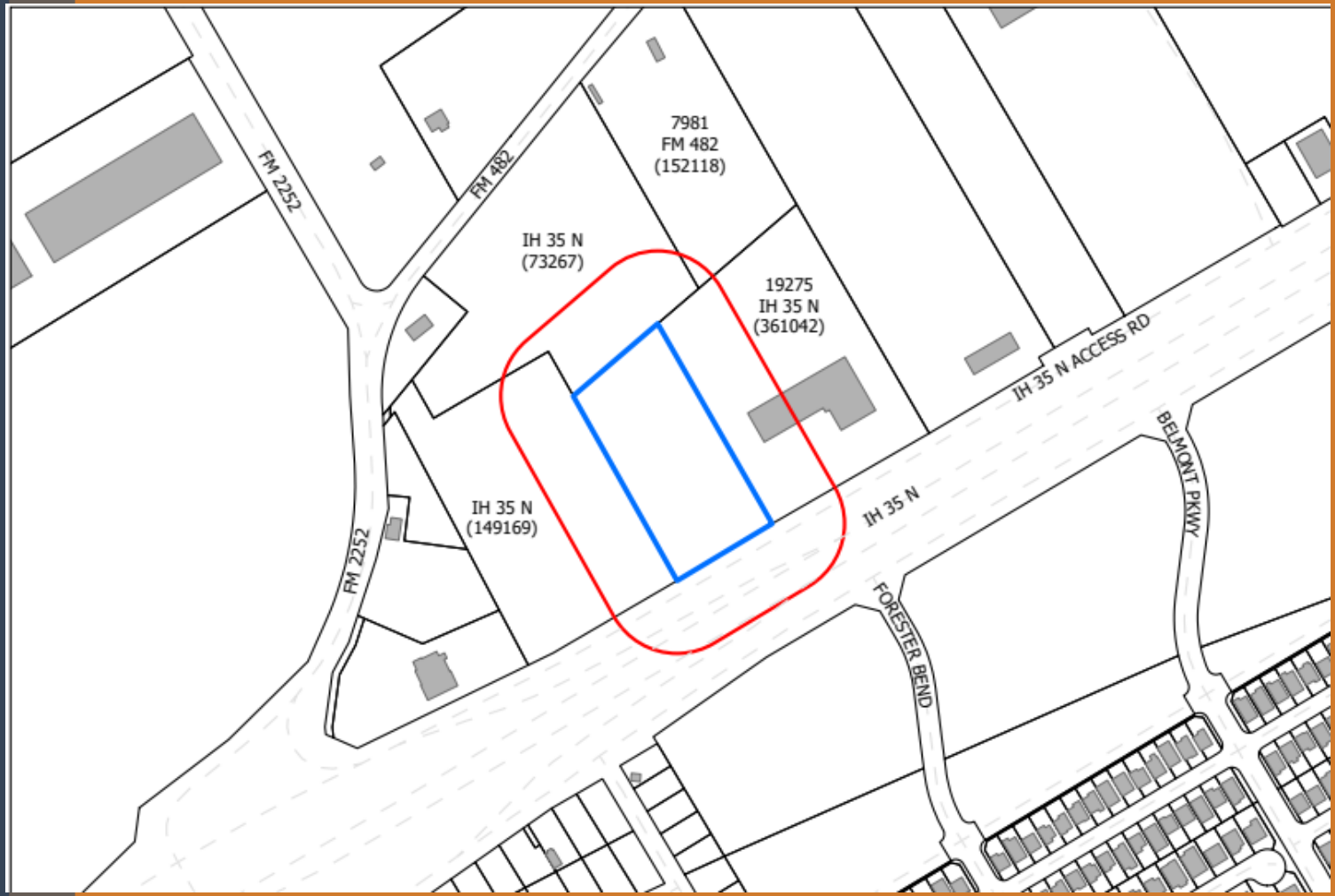

- 4 Public notices were sent on 8.21.26
- As of today
  - (0) in Favor
  - (0) Neutral to
  - (0) in Opposition
- A public hearing notice was published in the "San Antonio Express" on August 26, 2026
- A notification sign was placed by the applicant
- September 2, 2026 P&Z Meeting

SCHERTZ
COMMUNITY. SERVICE. OPPORTUNITY.

- 5 acres
- Part of a larger tract
- Unplatted
- Heavy Equipment Sales, Service, or Rental
- Outdoor Storage

SCHERTZ
COMMUNITY. SERVICE. OPPORTUNITY.

	Existing	Proposed
	General Business District (GB)	General Business District-II (GB-2)
Permitted Uses (Sec. 21.5.8)	• Retail; commercial; restaurants; Automobile Repair and Service, Minor; Bakery; Bookstore; Convenience Store; Farmers Market; Furniture Sales; Truck Terminal (S);	Automobile Repairs and Service, Major; Commercial Amusement, Outdoor; Mini-Warehouse/ Public Storage (S); Automobile Sales (S); Office-Warehouse/ Distribution Center; Storage or Wholesale Warehouse; Truck Sales, Heavy Equipment; Truck Terminal
Area Square Feet (Sec. 21.5.7)	10,000	10,000
Width & Depth (Sec. 21.5.7)	100x100	100 x 100
Setbacks	Adj. to non-res : Front: 20', Side: 0, Rear: 0 Adj. to res: Front: 25', Side: 25', Rear: 25'	Adj. to non-res : Front: 20', Side: 0, Rear: 0 Adj. to res: Front: 25', Side: 25', Rear: 25'
Maximum Height (Sec. 21.5.7)	120'	120'
Maximum Impervious Coverage (Sec. 21.5.7)	80%	80%

SCHERTZ
COMMUNITY. SERVICE. OPPORTUNITY.

Background

- 5 acres of a 13-acre tract
- Remaining portion is zoned Manufacturing (Light) District (M-1) and General Business District (GB)
- Proposed expansion of RDO Equipment Co
- GB-2 permits Outdoor Storage

SCHERTZ
COMMUNITY. SERVICE. OPPORTUNITY.

Background

- Ord. 2008-S-01 – SUP for Heavy Equipment Sales, Service, and Rental and establishing the use
  - Approved Site Plan

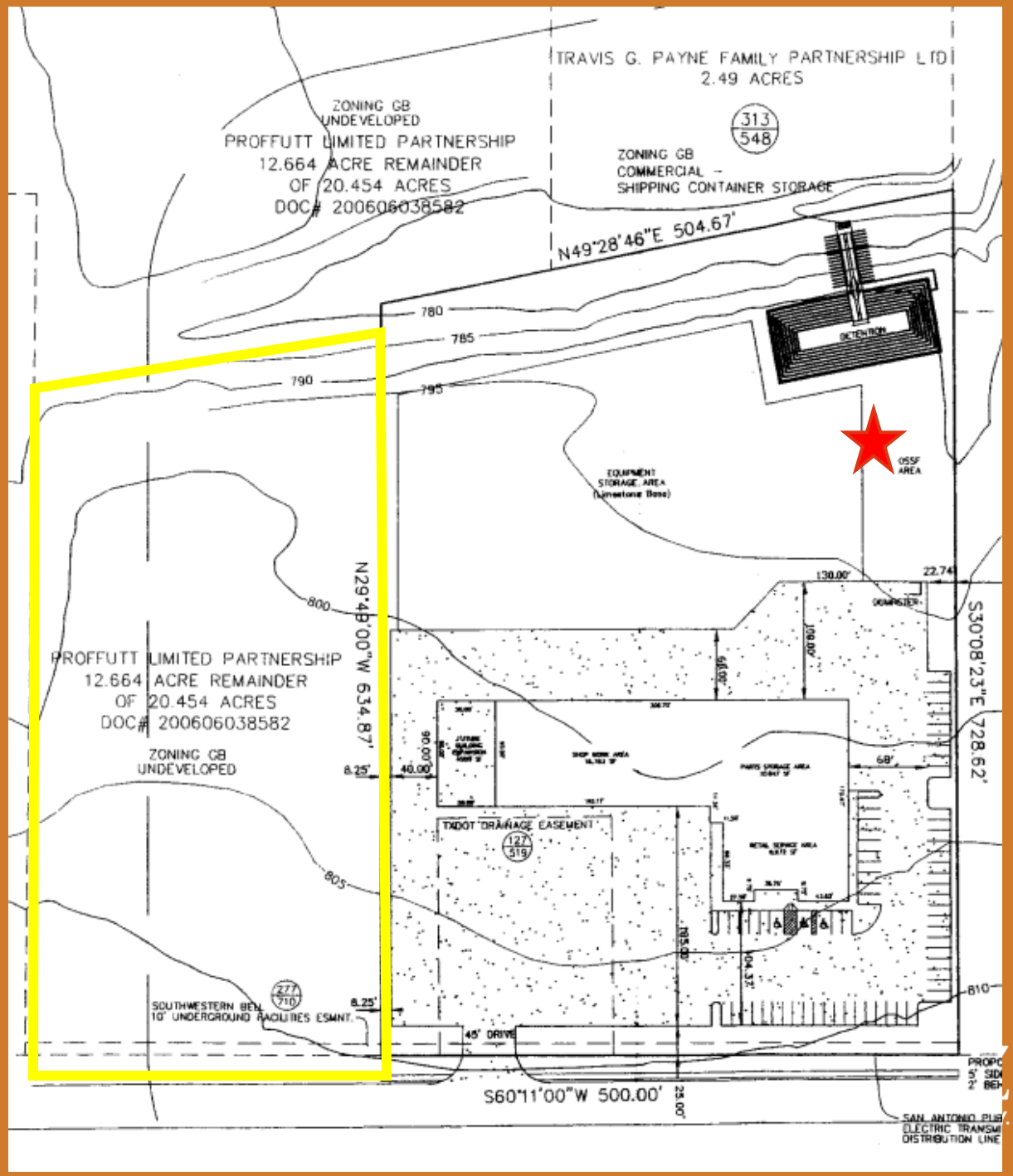

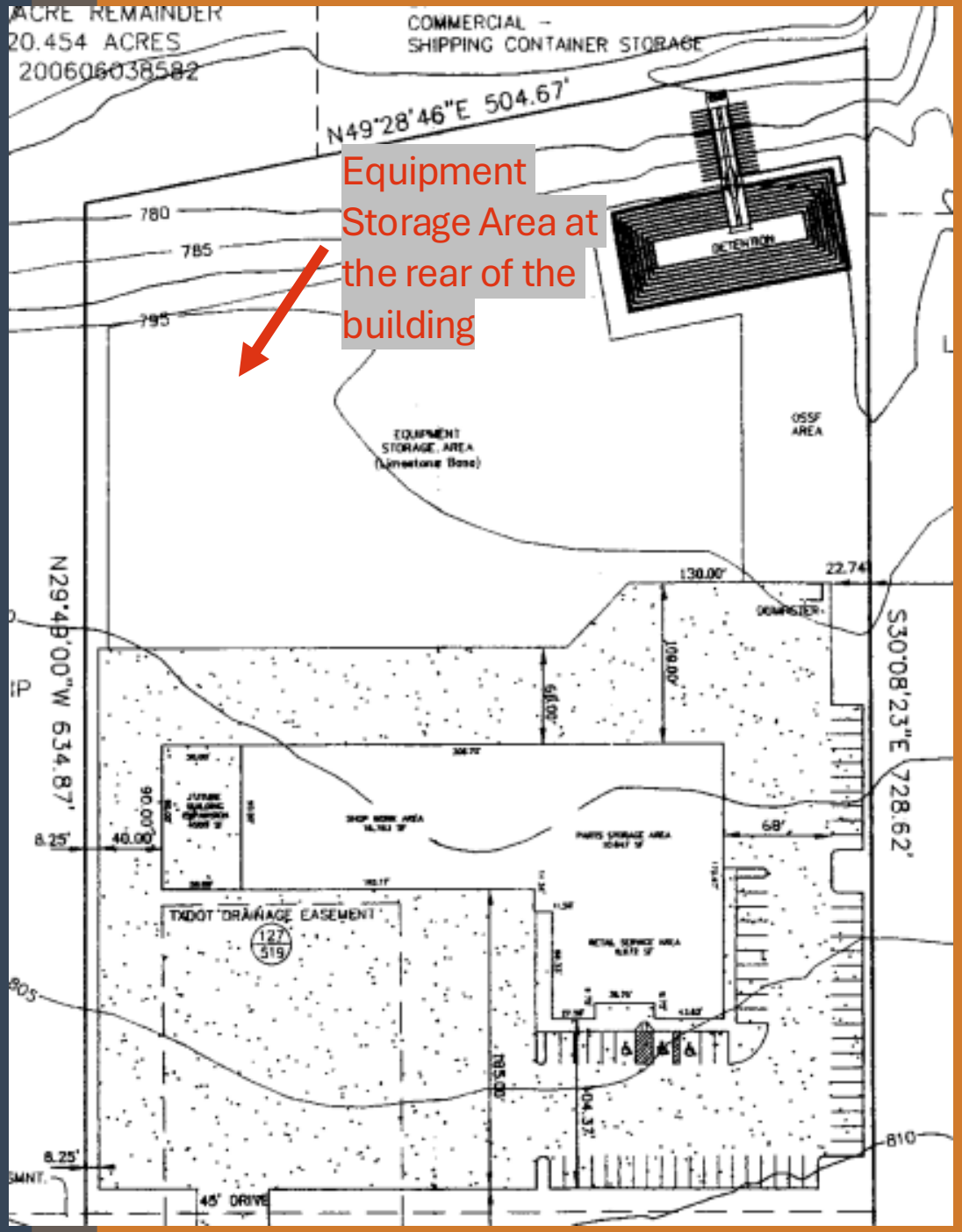

Background

- Ord. 2008-S-01 – SUP for Heavy Equipment Sales, Service, and Rental and establishing the use
  - Approved Site Plan
  - On 8 acre site to the right of subject zone change
- Subject 5 acres has been used as an extension of this 8 acre site without development permits
- Zone change is the first step towards compliance

SCHERTZ
COMMUNITY. SERVICE. OPPORTUNITY.

UDC SECTION 21.5.4.D Criteria for Approval

1. Whether the proposed zoning change implements the policies of the adopted Comprehensive Land Plan, or any other applicable adopted plans.

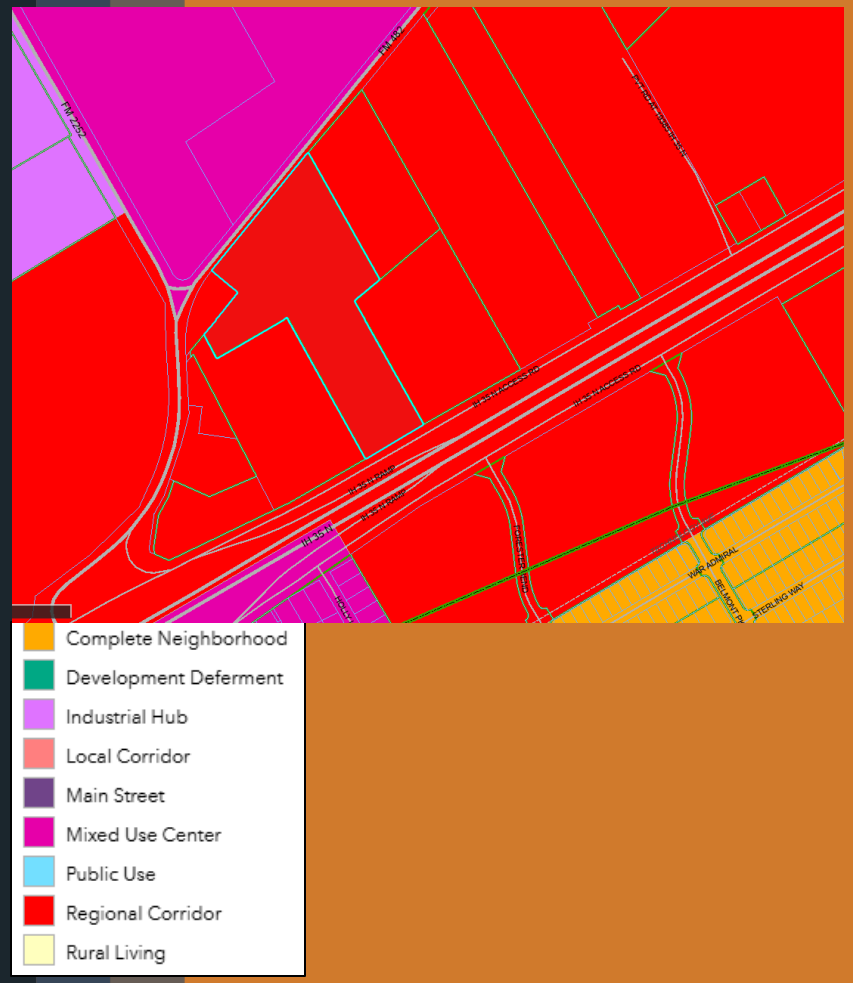

- **Future Land Use Designation:** Regional Corridor
  - Commercial and entertainment along major thoroughfares
  - Typically, big box retail, regional shopping centers, supermarkets, office space, and larger multifamily, etc.
  - Includes accommodating existing limited industrial and logistical uses

- Proposed GB-2 is not compatible with and does not align with the intents of the Regional Corridor Future Land Use Designation.
  - Allows light-industrial development
  - Along IH-35
  - Permits for Outdoor Storage

- Applicant has M-1 to the rear that can support their proposed uses

SCHERTZ
COMMUNITY. SERVICE. OPPORTUNITY.

UDC SECTION 21.5.4.D Criteria for Approval

2. Whether the proposed zoning change promotes the health, safety, and general welfare of the City.

- GB-2 and its permitted uses does not promote the Comprehensive Land Use Plan which does not promote the general welfare of the City
- Any new development is required to meet all City of Schertz Code and building requirements

- Engineering Memo on TIA Summary:
  - There is no adverse impact on City's transportation system
  - Evaluation based on only the proposed use of outdoor storage for heavy machinery, not all GB-2 allowed uses

- General Business District-II (GB-2) intent:
  - Non-residential and light industrial uses
  - Should not emit dust, odor, smoke, gas or fumes, past their property boundary

Even though this is for the expansion of an existing business, if the zone change is approved, all uses permitted within GB-2 must be allowed and all potential Specific Use Permit requests

UDC SECTION 21.5.4.D Criteria for Approval

3. Whether the uses permitted by the proposed change will be consistent and appropriate with existing uses in the immediate area;

- Proposed zone change and uses permitted within GB-2 are not consistent or appropriate with existing uses in the area or with the goals of the Comprehensive Plan
  - GB along IH-35

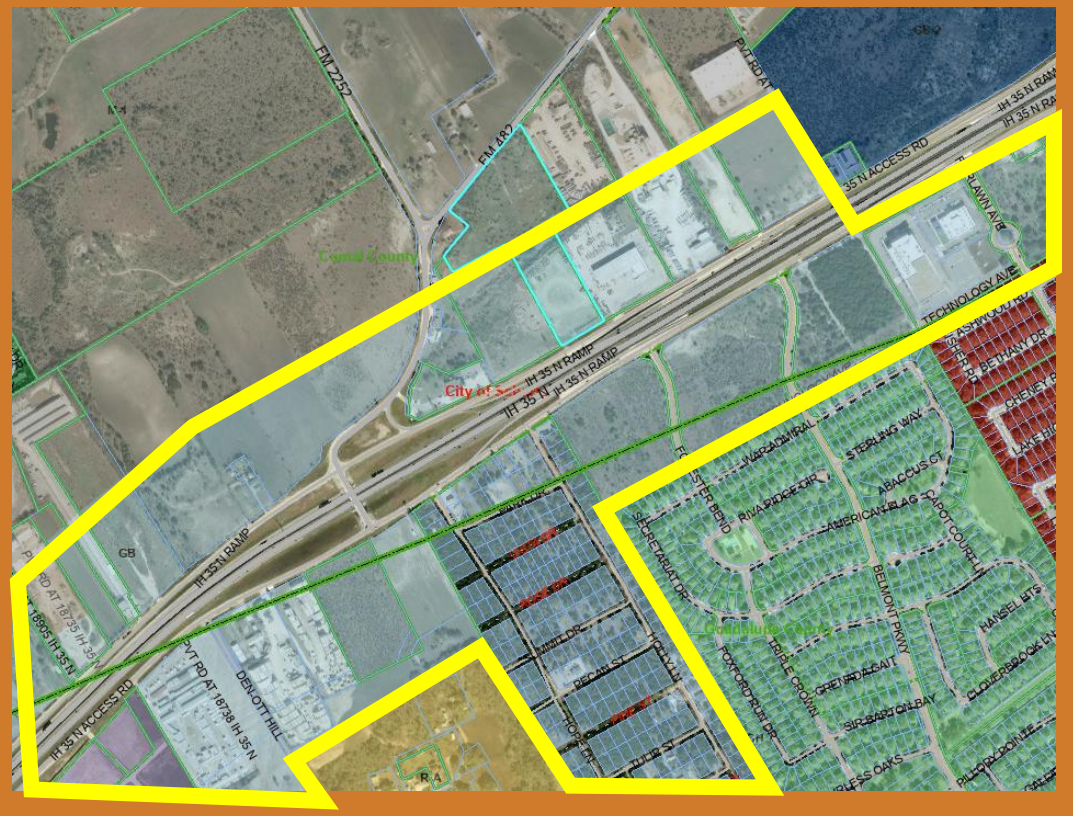

- GB-2 Permitted Uses:
  - Automobile Sales and Service, major
  - Automobile Sales (S)
  - Bottling Works
  - Commercial Amusement, Outdoor
  - Flea Market, Outside;
  - General Manufacturing/ Industrial Use
  - Office-Warehouse/ Distribution Center
  - Portable Building Sales (S)
  - Storage or Wholesale Warehouse
  - Truck Sales, Heavy Equipment
  - Welding/ Machine Shop
  - * NOT A COHESIVE LIST*

SCHERTZ
COMMUNITY. SERVICE. OPPORTUNITY.

UDC SECTION 21.5.4.D Criteria for Approval

4. Whether other factors are deemed relevant and important in the consideration of the amendment.

- Zone change meets UDC requirements.
- Zone change was sent to Schertz Fire, Police, EMS for review and no objections were provided.

- Although the proposed zone change is for an expansion of an existing business, Staff evaluates all permitted uses within that zoning district and the potential Specific Use Permits (SUP) that can be requested
  - If GB-2 is approved, there is no way to restrict the uses permitted at this site or the SUPs that can be requested
  - The expansion was done without the proper development permits

- In previous City Council Meetings, Staff has received the direction from City Council to protect the existing General Business District (GB) along IH-35 and IH-10 to promote commercial development compatible with the Comp. Plan

UDC SECTION 21.5.4.D Criteria for Approval

4. Cont:

- The Planning and Zoning Commission held a public hearing for the item at the September 2, 2026 Planning and Zoning Commission meeting and had a discussion on the item regarding the following:
  - Discussed the uses permitted in GB-2 not being compatible along IH-35
  - The Specific Use Permit process not being an option
  - Concerns with history of other sites with outdoor storage

Staff Recommendation

Staff recommends denial of Ord. 26-S-030

- Although this request is for a proposed expansion, GB-2 and its permitted uses are not compatible with the Comprehensive Land Use Plan Future Land Use Map, which does not support the general welfare of the community

Planning and Zoning Commission Recommendation

The Planning and Zoning Commission held a public hearing for the item at the September 2, 2026 Planning and Zoning Commission meeting and made a recommendation of denial to City Council with a 6-1 vote, with Commissioner Laredo-Reyes with the nay vote. During commissioner announcements, Commissioner Laredo-Reyes stated they voted nay on accident.

SCHERTZ
COMMUNITY. SERVICE. OPPORTUNITY.

Agenda No. 21.

CITY COUNCIL MEMORANDUM

City Council Meeting:	**September 15, 2026**
Department:	**City Secretary**
Subject:	**Workshop providing an Update on Unpaved Surfaces (Senior Planner Daisy Marquez).**

BACKGROUND

On September 19, 2023, Neighborhood Services gave a presentation on unpaved surfaces and provided an update on code violations.
On June 3, 2025, Planning and Community Development Staff presented to City Council and asked for direction. Planning and Community Development Staff is back to provide an update as a result of the June 3, 2025, direction from City Council.

Attachments

June 3, 2025 Presentation Slides
September 2023 Presentation Slides

Workshop

Unpaved Parking and Storage Surfaces

Daisy Marquez| Planner

SCHERTZ
COMMUNITY. SERVICE. OPPORTUNITY.

Background

Open Cases

G114443	21.10.2. e Unimproved surface parking 21.8.9.b Outdoor display and storage
G67454	21.10.2. e Unimproved surface parking 21.8.9.b Outdoor display and storage
G67445	21.10.2. e Unimproved surface parking 21.8.9.b Outdoor display and storage 54.22.b.2 Inoperable motor vehicle
G47086	21.10.2. e Unimproved surface parking 21.8.9.b Outdoor display and storage
G47085	21.10.2. e Unimproved surface parking 21.8.9.b Outdoor display and storage
G15953	21.10.2. e Unimproved surface parking
G15954	21.10.2. e Unimproved surface parking
G25902	21.10.2. e Unimproved surface parking

G11550	21.10.2. e Unimproved surface parking 21.8.9.b Outdoor display and storage
G139977	21.10.2. e Unimproved surface parking
G139977	21.10.2. e Unimproved surface parking *Granted extension
G115548	21.10.2. e Unimproved surface parking 21.8.9.b Outdoor display and storage *Granted extension
G16630	21.10.2. e Unimproved surface parking

Closed Cases

G21460	21.10.2.e Unimproved surface parking 21.8.9.b Outdoor display and storage
G115548	21.10.2.e Unimproved surface parking 21.8.9.b Outdoor display and storage
G29058	21.10.2. e Unimproved surface parking
G25902	21.10.2. e Unimproved surface parking

Unimproved Parking Surfaces Presentation in September 2023

SCHERTZ
COMMUNITY • SERVICE • OPPORTUNITY

Current Standards

UDC Section 21.10.2- General Provisions

E. All driveways and all required off-street parking spaces shall be on a **paved concrete or asphalt surface**. All drive approaches **shall be of paved concrete.**

UDC Section 21.8.9- Outdoor Display and Storage

B.1.b: Areas intended for outdoor display **must be paved** and painted to distinguish them from required off-street parking areas.

SCHERTZ
COMMUNITY. SERVICE. OPPORTUNITY.

What has occurred- New Permitted Development:

- New Developments: Go through the City of Schertz development process. Staff requires all parking, drive aisles, and storage areas to be paved concrete or asphalt.
- Made financial commitment to meet community aesthetic and UDC standard

SCHERTZ
COMMUNITY ★ SERVICE ★ OPPORTUNITY

What has occurred- Development Without Permits:

- Illegal Expansions: Properties in the City that have utilized gravel / base material for parking and storage areas. Did not receive permits and are in violation of the UDC.

SCHERTZ
COMMUNITY ★ SERVICE ★ OPPORTUNITY

What has occurred- Development Without Permits: More Examples



SCHERTZ
COMMUNITY ★ SERVICE ★ OPPORTUNITY

Policy Question for City Council:

Do we continue to require paved concrete or asphalt parking and storage areas?

SCHERTZ
COMMUNITY ★ SERVICE ★ OPPORTUNITY

Things to Consider: Aesthetic Standard



- Current standard requires business to have paved concrete or asphalt. If City Council changes this UDC requirement and allows unpaved parking surfaces the City could then look like the right. Businesses could then park on unpaved surfaces such as grass, gravel, dirt / mud depending on the decision of City Council.
- **What does City Council want the aesthetic of Schertz to be? A premier community that requires pavement or a community that allows grass / gravel?**

SCHERTZ
COMMUNITY ★ SERVICE ★ OPPORTUNITY

Things to Consider: Dust / Dirt / Debris Concerns

- Parking and storage on unpaved surfaces leads to:
  - Dust leaving the business and polluting the air quality, going onto adjacent properties. If the air quality degrades enough TCEQ will investigate and order changes to improve air quality.
  - Dirt / Gravel / Mud entering the City streets and damaging City of Schertz infrastructure.
  - Additional debris in sidewalks and roadways requiring additional cleaning efforts from the City.
  - Unpaved parking and storage areas can impact Emergency Services if the property owner does not complete routine maintenance which these surfaces require.

- **Is City Council concerned with dust / dirt / debris affecting adjacent properties, infrastructure, roads, and emergency services?**

SCHERTZ
COMMUNITY ★ SERVICE ★ OPPORTUNITY

Things to Consider: Storm Water Quality Concerns

- Mud/debris leaves the sites and into city streets and adjoining areas which effects other property owners and the City.
- This requires the City to be more aggressive with street sweeping in these areas.
- Municipal Separate Storm Sewer System (MS4) permit is a federal requirement and a permit the City pulls
  - As a city we are required to do certain things to monitor BMPs (Best Management Practices) to ensure storm water runoff to keep State Water quality at a certain level
  - The effects of developments and their storm water runoff, can cause the City to violate their MS4 Permit and the City will need to act which could cause a financial impact to the City based on private business owners unpaved parking and storage areas.

- **Is the City Council concerned with Storm Water Quality?**

Things to Consider: Target Cities

Target / Neighboring City	Require Paved Parking Area?	Require Paved Area for Storage?
Seguin	Yes	Yes
Cibolo	Yes	Yes
San Antonio	Yes	Yes
Selma	Yes	No
New Braunfels	Yes	Yes
Mckinney	Yes	Yes
Georgetown	Yes	Yes
Temple	Yes	Yes

SCHERTZ
COMMUNITY ★ SERVICE ★ OPPORTUNITY

Things to Consider: If the requirement changes

- How does the business that made the financial investment and complies with all required paved parking and storage areas react when the adjacent property can utilize gravel or another material?
  - Would this degrade their investment?
  - Will the dirt / dust / debris from the adjacent unpaved parking deteriorate their paved parking and investment?
  - Does it lower the character of the area in Schertz they chose to develop in?
- How does the overall character / aesthetic of Schertz change?
- Does the air quality and storm water / water quality of Schertz degrade?

SCHERTZ
COMMUNITY ★ SERVICE ★ OPPORTUNITY

Next Steps

- Our UDC, as it stands, does not allow for unimproved surfaces for drivable areas or for storage areas.
- Staff is seeking direction on how City Council would like to proceed with the enforcement of unimproved surfaces and if there is a desire to change the current UDC regulations for parking and storage areas.

Next Steps / Previous Direction

- In 2023 City Council gave staff direction to create a committee of developers, business owners, and residents to discuss the requirement for paved parking. Due to the annexations, Comprehensive Land Use Plan update, and other development regulations that were being modified, staff did not create the committee at that time. Staff is seeking direction from City Council to see if this Committee is still desired.
- Staff is recommending that we create a joint effort and work with the Planning and Zoning Commission and the Economic Development Corporation Board of Directors to discuss any proposed UDC Amendments in relation to paved parking and storage areas. Within those joint discussions staff would also notify the business owners that previously came to City Council to discuss this topic, so their input is considered.

Discussion

Update from Neighborhood Services

Rebecca Vera | Neighborhood Services |

SCHERTZ
COMMUNITY. SERVICE. OPPORTUNITY.

Unified Development Code (UDC)

A comprehensive set of regulations for development , which provides details on topics such as zoning, design guidelines, permitted uses, site design, parking, landscaping, signage and more.

The Schertz Code of Ordinances contains the city local regulations which includes the UDC, adopted building codes and property maintenance codes to provide guidance and regulations for development and property maintenance.

Article 10
Parking
Standards

Parking Standards

- **The purpose of the parking standards is to provide for well-functioning site access design, provide off-street parking spaces for occupants to any building or structure, limit the use of the street system for parking purposes as to not interfere with traffic flow, blocking of roadways for fire lanes and attractiveness/maintenance along the street.**

- UDC, Article 10 Parking Standards
  - General Provisions (Sec. 21.10.2.B) states: Required off-street parking in nonresidential districts may be located on the same site, lot or tract as the main use for which the parking is provided or on a site, lot or tract located within the same zoning district and within 150 feet from the main use. (2009)
  - General Provision (Sec. 21.10.2.E) states: All driveways and all required off-street parking spaces shall be on paved concrete or asphalt surface. All drive approaches shall be of paved concrete. (1996)

SCHERTZ
COMMUNITY. SERVICE. OPPORTUNITY.

Article 8 – Outdoor Display and Storage

Outdoor Display and Storage

- **The purpose of the outdoor display and storage is to protect and conserve properties, encourage a safe environment and enhance the attractiveness along the street.**
- **UDC, Article 8 Special Uses and General Regulations (2010)**
  - **Outdoor Display and Temporary Outdoor Storage**
    - **Outdoor display and temporary outdoor storage are displays of items actively for sale or lease that are lightweight and that individually can be easily moved without a mechanical lifting device.**
    - **Outdoor display and temporary storage of goods in individual packaging and not in storage containers which are associated with the primary business on the site may be allowed adjacent to a front principal building wall and may not extend into the public right-of-way Such storage shall not be permitted to block windows, entrances or exits, and shall not impair the ability of pedestrians to use the building.**
    - **Areas intended for outdoor display must be paved and painted to distinguish them from required off-street parking areas. Not outdoor displays shall be allowed in off-street parking areas or fire lanes.**

SCHERTZ
COMMUNITY. SERVICE. OPPORTUNITY.

Article 8 – Outdoor Display and Storage

Outdoor Display and Storage (cont.)

- **General Outdoor Storage:**
  - **General outdoor storage consists of all remaining forms o of outdoor storage not classified as outdoor display including items of a large size, mass or volume and that are not easily moved or carried such as used tires, railroad ties, discarded inventory, storage pallets, shipping containers, temporary portable storage facilities/containers and semi-trailers not attached to a truck.**
  - **General outdoor storage is prohibited within the public right-of-way or fire lane.**
  - General outdoor storage shall not be allowed in off-street parking spaces.
  - General outdoor storage items shall not exceed a maximum of 20 feet in height.
  - General outdoor storage items shall be completely enclosed or shall be moved to the rear of the structure, but in no event shall general outdoor storage items be visible from public right-of-way.

SCHERTZ
COMMUNITY. SERVICE. OPPORTUNITY.

OPEN CASES

G114443	21.10.2. e Unimproved surface parking 21.8.9.b Outdoor display and storage
G67454	21.10.2. e Unimproved surface parking 21.8.9.b Outdoor display and storage
G67445	21.10.2. e Unimproved surface parking 21.8.9.b Outdoor display and storage 54.22.b.2 Inoperable motor vehicle
G47086	21.10.2. e Unimproved surface parking 21.8.9.b Outdoor display and storage
G47085	21.10.2. e Unimproved surface parking 21.8.9.b Outdoor display and storage
G15953	21.10.2. e Unimproved surface parking
G15954	21.10.2. e Unimproved surface parking
G25902	21.10.2. e Unimproved surface parking

SCHERTZ
COMMUNITY. SERVICE. OPPORTUNITY.

OPEN CASES

G11550	21.10.2. e Unimproved surface parking 21.8.9.b Outdoor display and storage
G139977	21.10.2. e Unimproved surface parking
G139977	21.10.2. e Unimproved surface parking *Granted extension
G115548	21.10.2. e Unimproved surface parking 21.8.9.b Outdoor display and storage *Granted extension
G16630	21.10.2. e Unimproved surface parking

SCHERTZ
COMMUNITY. SERVICE. OPPORTUNITY.

CLOSED CASES

G21460	**21.10.2.e Unimproved surface parking** **21.8.9.b Outdoor display and storage**
G115548	**21.10.2.e Unimproved surface parking** 21.8.9.b Outdoor display and storage
G29058	**21.10.2. e Unimproved surface parking**
G25902	**21.10.2. e Unimproved surface parking**

SCHERTZ
COMMUNITY. SERVICE. OPPORTUNITY.

Not everyone has ….

Parking Standards

Parking standards ensure facilities are accessible, safe and convenient for all users, including ensuring parking spaces are properly sized, located, and marked to accommodate different types of vehicles, including those used by people with disabilities.

Additionally, unimproved surfaces:

-Allows mud to be tracked into streets creating hazards to motorists possibly causing drivers to lose control and skid. Mud blocks gullies and drains, leading to flooding.

-Dust created by dirt/gravel lots is a hazard to human and environmental health.

SCHERTZ
COMMUNITY. SERVICE. OPPORTUNITY.

OTHER COMMUNITIES

SCHERTZ
COMMUNITY ★ SERVICE ★ OPPORTUNITY

OTHER COMMUNITIES

SCHERTZ
COMMUNITY ★ SERVICE ★ OPPORTUNITY

CURRENT VIOLATIONS

SCHERTZ
COMMUNITY ★ SERVICE ★ OPPORTUNITY

CURRENT VIOLATIONS

SCHERTZ
COMMUNITY ★ SERVICE ★ OPPORTUNITY

CURRENT VIOLATIONS

SCHERTZ
COMMUNITY ★ SERVICE ★ OPPORTUNITY

IN NEIGHBORHOODS

Storage of equipment and materials in public view

Parking/using as extension of business

SCHERTZ
COMMUNITY ★ SERVICE ★ OPPORTUNITY

COMPLETED PROJECTS

Business owners invest in Schertz. Schertz UDC ensures that businesses operate in a safe and healthy manner. The UDC also helps prevent the overdevelopment of the Schertz, thus preserving the small-town charm that is attractive to many residents and visitors.

SCHERTZ
COMMUNITY ★ SERVICE ★ OPPORTUNITY

COMPLETED PROJECTS

SCHERTZ
COMMUNITY ★ SERVICE ★ OPPORTUNITY

Expansion

January 2017

December 2020

June 2023

SCHERTZ
COMMUNITY ★ SERVICE ★ OPPORTUNITY

CASE PROGRESSION

City Staff works with property owners throughout the process to find solutions to correct violations. This includes extending the standard timeframes listed below to gain compliance. A typical unresolved case code case can take 6 months before a citation is issued for the violation.

Violation noted

Contact property owner and advise. Allow 10 days to respond.

Notice of Violation

Violation continues, no response from owner, allow additional 10 days.

Final Notice

No improvement, no response from owner, Final notice issued. Allow 10 days.

Citation

The last effort to hold property owners accountable.

SCHERTZ
COMMUNITY. SERVICE. OPPORTUNITY.

Ordinance No. 22-S-19

Extensions available

In order to support property owners or businesses as they continue working on solutions or are considering an expansion project, the City does extend every consideration.

Under ordinance no. 22-S-19 the code enforcement case will be paused for up to 6 months. If interested in extension period businesses should submit written requests to City Management Office.

SCHERTZ
COMMUNITY. SERVICE. OPPORTUNITY.

Steps to Compliance

In order for the subject property to come into compliance and utilize the area that was previously unimproved as parking / storage the following would need to occur:

- **Zoning of the property will need to be confirmed that the land use is in compliance and that the parking / storage area can be expanded. If yes, then they would proceed to the next step. If no, then they could request a zone change or a specific use permit.**
- **Platting of the property would then be confirmed. If the property is an existing lot of recorded, or already platted, then they would proceed to the next step. If the property is unplatted they would go through the platting process.**
- **A Commercial Site Plan would be required for the proposed expansion. This site plan would be created by an Engineer / Architect and show the proposed parking / storage area, the required landscaping, any required screening and buffering (either done by fencing or landscaping), etc.**
- **Once the properties zoning has been confirmed, the property is platted and a commercial site plan is approved, then a building permit to construct the parking lot and any other required improvements (irrigation, fencing, etc.) could be applied for.**

SCHERTZ
COMMUNITY. SERVICE. OPPORTUNITY.

COMMENTS & QUESTIONS

SCHERTZ
COMMUNITY. SERVICE. OPPORTUNITY.

Agenda No. 22.

CITY COUNCIL MEMORANDUM

City Council Meeting:	**September 15, 2026**
Department:	**City Secretary**
Subject:	**Workshop of the Quarterly Financials - 3rd Quarter 2025-26 (Finance Director James Walters)**

BACKGROUND

Staff is presenting the 3rd Quater 2025-26 Financial Report which includes a comparison of major revenue sources and the budget performance to date.

Attachments

3rd Quarter Financial Presentation

June Financials

May Financials

April Financials

FY 25-26 JUNE FINANCIALS

James Walters

Director

Finance

SCHERTZ
COMMUNITY ★ SERVICE ★ OPPORTUNITY

Revenue-General Fund

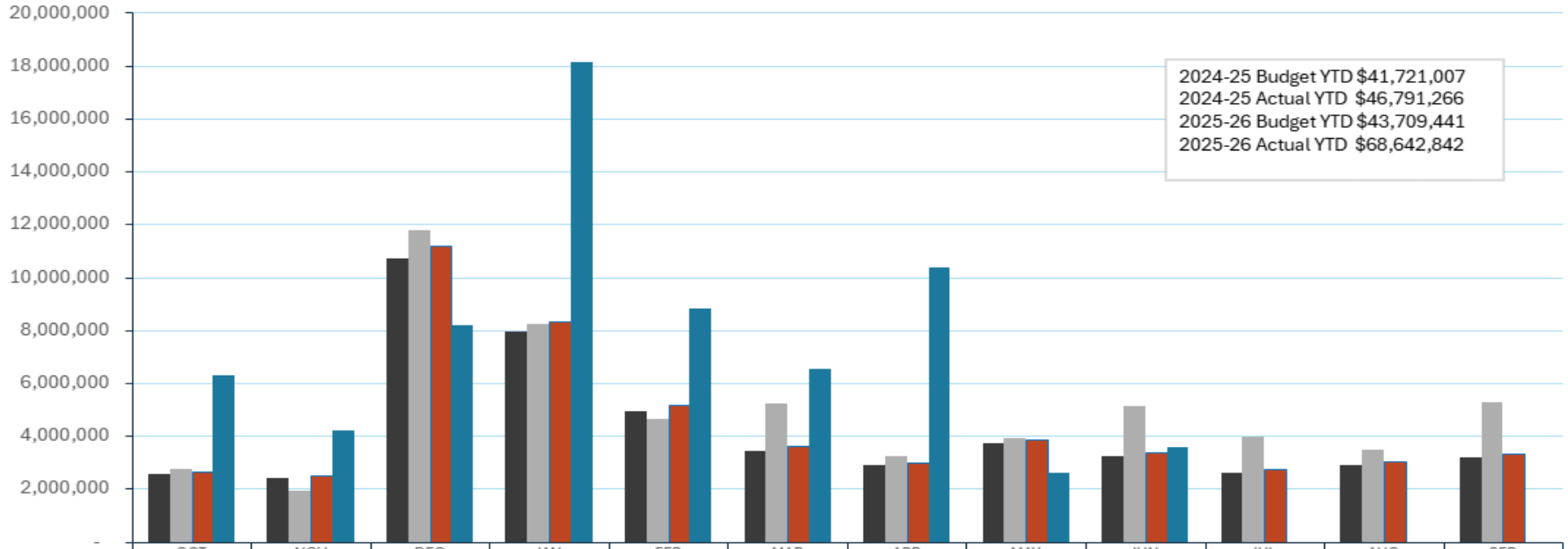

	OCT	NOV	DEC	JAN	FEB	MAR	APR	MAY	JUN	JUL	AUG	SEP
2024-25 Budget	2,535,147	2,395,090	10,691,598	7,927,316	4,936,813	3,441,844	2,876,619	3,705,604	3,210,977	2,609,782	2,882,200	3,199,742
2024-25 Actual	2,763,278	1,923,733	11,750,504	8,251,790	4,630,914	5,213,655	3,256,243	3,889,511	5,111,640	3,937,714	3,491,168	5,255,570
2025-26 Budget	2,655,972	2,509,240	11,201,162	8,305,134	5,172,103	3,605,883	3,013,719	3,882,214	3,364,013	2,734,165	3,019,566	3,352,243
2025-26 Actual	6,284,942	4,193,842	8,161,709	18,139,386	8,801,939	6,519,489	10,362,818	2,591,184	3,587,533			

SCHERTZ
COMMUNITY ★ SERVICE ★ OPPORTUNITY

Expenses-General Fund

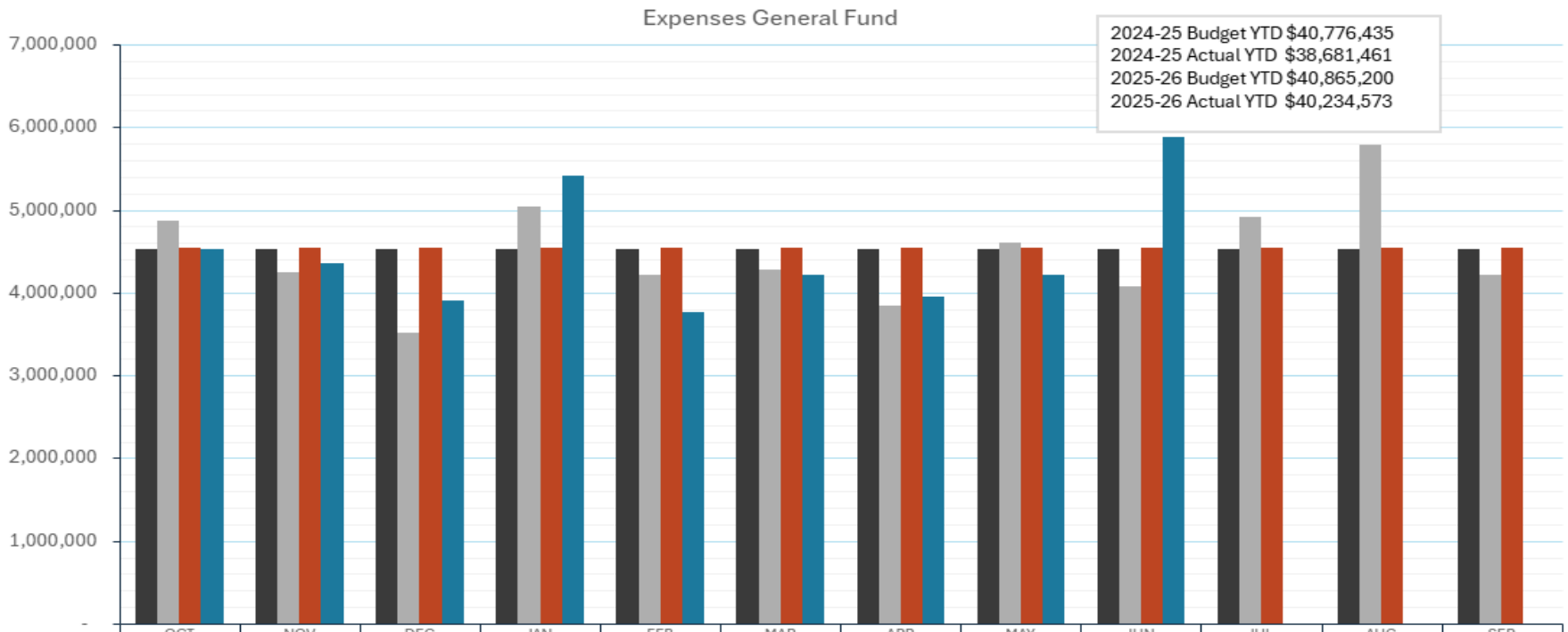

	OCT	NOV	DEC	JAN	FEB	MAR	APR	MAY	JUN	JUL	AUG	SEP
2024-25 Budget	4,530,715	4,530,715	4,530,715	4,530,715	4,530,715	4,530,715	4,530,715	4,530,715	4,530,715	4,530,715	4,530,715	4,530,715
2024-25 Actual	4,873,048	4,244,412	3,517,392	5,046,382	4,215,830	4,274,834	3,835,167	4,606,647	4,067,748	4,916,500	5,785,080	4,207,912
2025-26 Budget	4,540,578	4,540,578	4,540,578	4,540,578	4,540,578	4,540,578	4,540,578	4,540,578	4,540,578	4,540,578	4,540,578	4,540,578
2025-26 Actual	4,530,450	4,357,710	3,908,111	5,410,042	3,760,267	4,216,095	3,950,120	4,218,913	5,882,865			

SCHERTZ
COMMUNITY ★ SERVICE ★ OPPORTUNITY

Advalorum Tax-General Fund

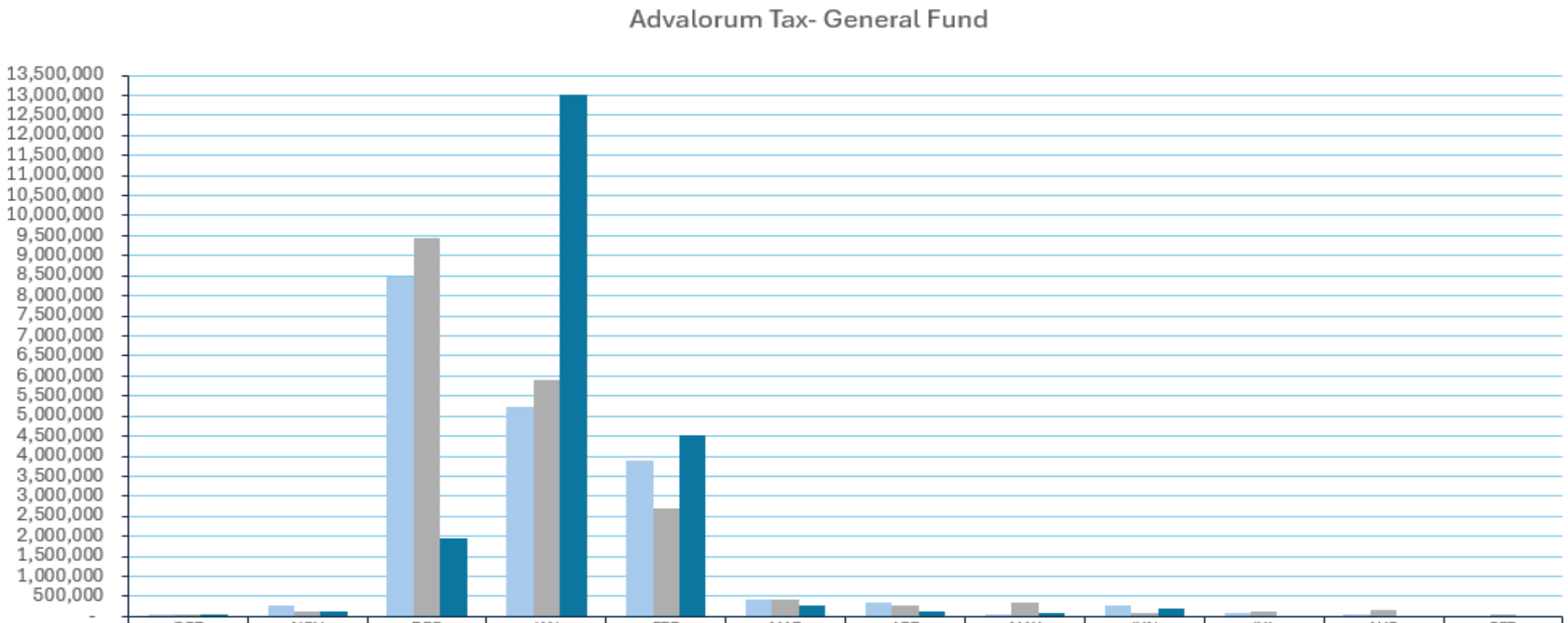

	OCT	NOV	DEC	JAN	FEB	MAR	APR	MAY	JUN	JUL	AUG	SEP
2023-24	49,846	264,524	8,466,959	5,233,354	3,893,543	410,246	344,277	67,581	284,918	85,324	68,510	(26,712)
2024-25	764	114,616	9,442,946	5,896,295	2,691,346	410,049	260,902	356,300	73,403	142,300	175,443	44,548
2025-26	23,161	124,610	1,954,831	13,013,039	4,513,255	257,332	119,979	102,947	182,822			

SCHERTZ
COMMUNITY ★ SERVICE ★ OPPORTUNITY

Sales Tax-General Fund

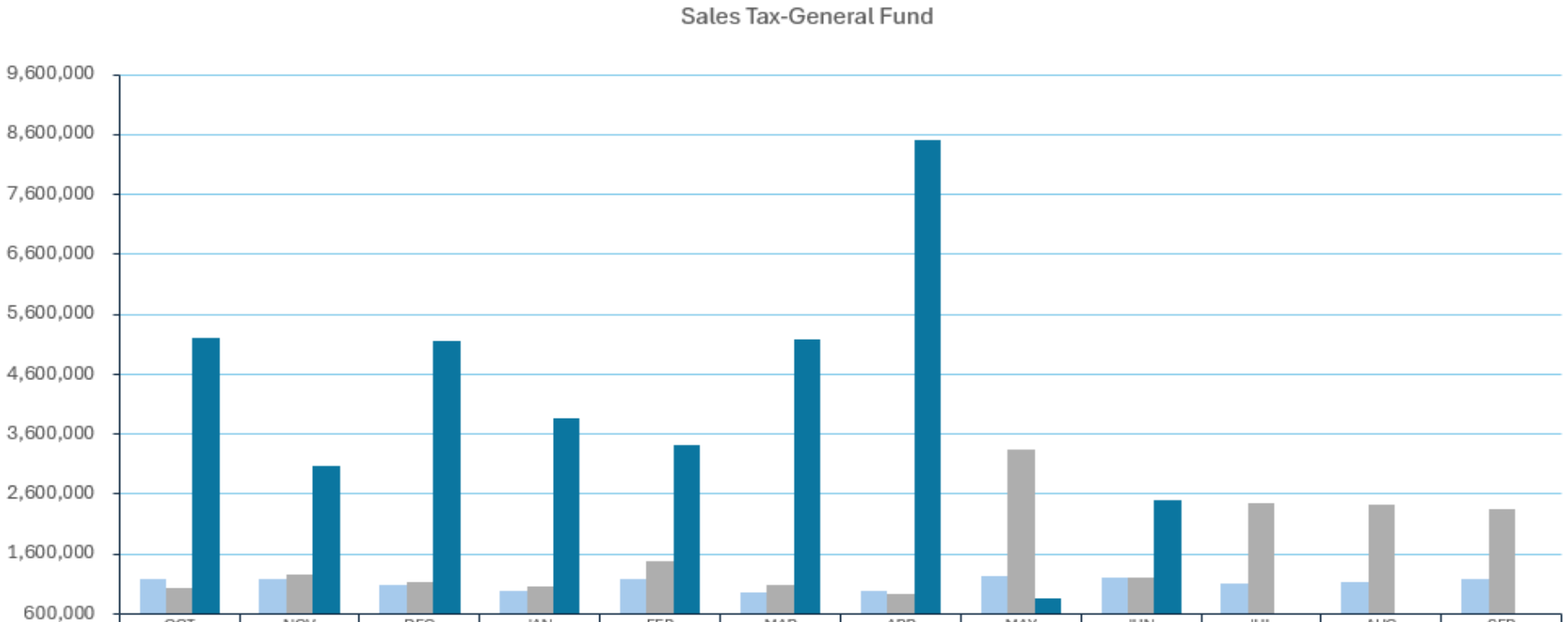

	OCT	NOV	DEC	JAN	FEB	MAR	APR	MAY	JUN	JUL	AUG	SEP
2023-24	1,176,794	1,189,313	1,071,977	988,069	1,178,553	964,767	991,832	1,237,612	1,198,533	1,107,731	1,137,447	1,181,245
2024-25	1,023,450	1,260,179	1,129,240	1,059,753	1,471,527	1,077,599	921,980	3,344,269	1,200,874	2,459,306	2,431,299	2,341,440
2025-26	5,214,001	3,064,116	5,146,019	3,868,551	3,423,057	5,170,082	8,511,121	869,198	2,497,218			

SCHERTZ
COMMUNITY ★ SERVICE ★ OPPORTUNITY

Permits-General Fund

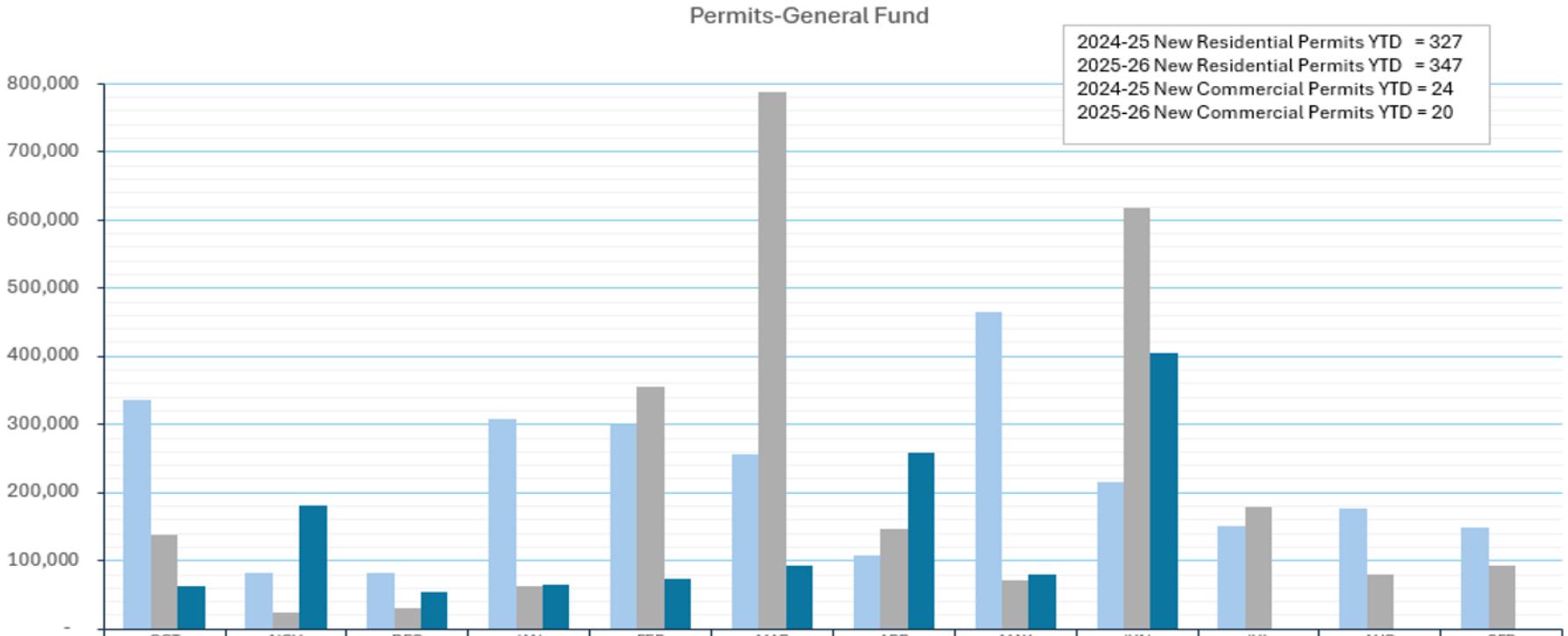

	OCT	NOV	DEC	JAN	FEB	MAR	APR	MAY	JUN	JUL	AUG	SEP
2023-24	335,997	82,363	82,095	308,364	299,618	255,705	108,018	464,499	214,866	150,085	177,359	148,403
2024-25	138,416	24,506	29,602	62,220	355,355	788,525	145,778	71,192	618,070	179,716	79,996	93,756
2025-26	61,968	180,407	53,408	65,456	73,650	92,475	259,612	80,858	405,241			

SCHERTZ
COMMUNITY ★ SERVICE ★ OPPORTUNITY

Franchises-General Fund

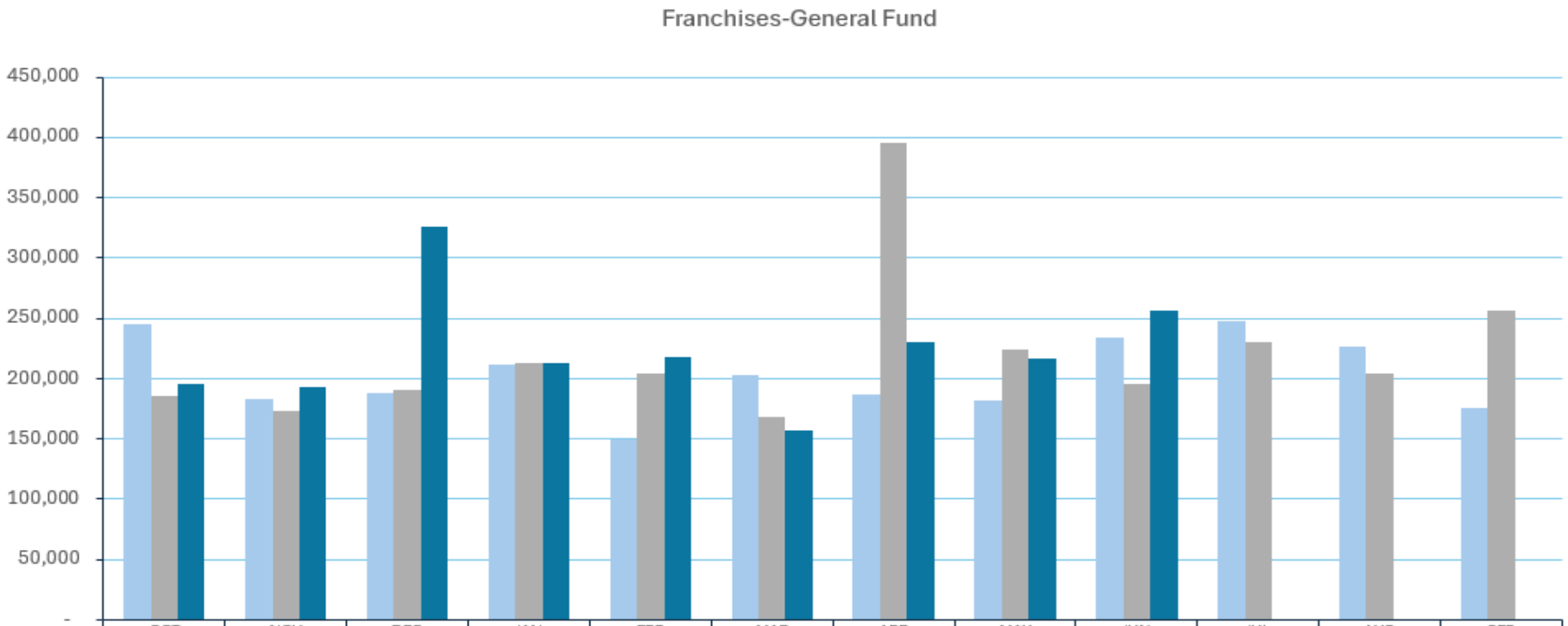

	OCT	NOV	DEC	JAN	FEB	MAR	APR	MAY	JUN	JUL	AUG	SEP
2023-24	245,474	182,720	187,684	211,693	149,156	202,715	186,671	182,095	233,612	248,060	225,970	175,448
2024-25	185,198	173,050	190,520	213,193	203,575	168,505	395,169	223,607	195,647	230,087	203,672	255,808
2025-26	195,691	193,195	325,827	213,242	218,232	157,514	229,973	216,328	256,632			

SCHERTZ
COMMUNITY ★ SERVICE ★ OPPORTUNITY

City of Schertz Investments

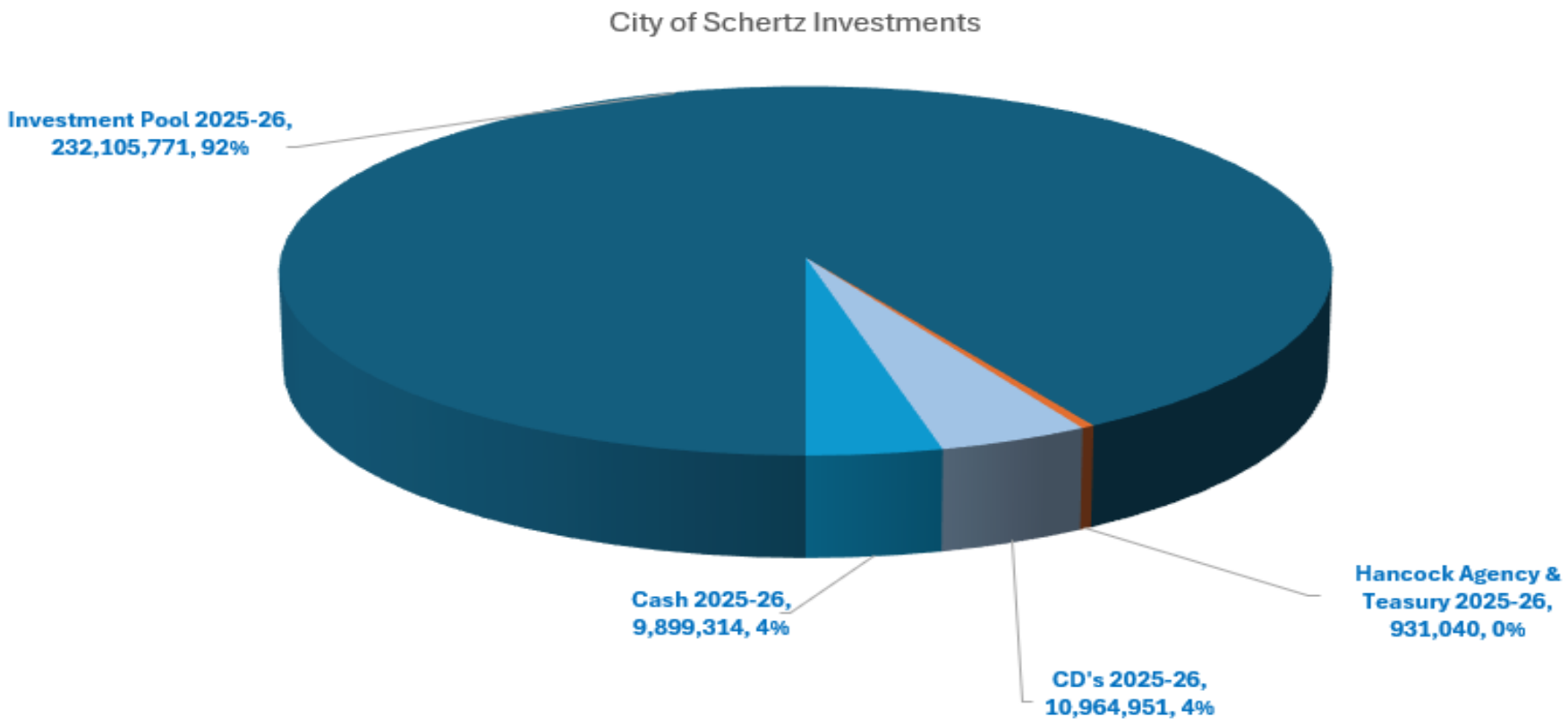

SCHERTZ
COMMUNITY ★ SERVICE ★ OPPORTUNITY

Investments Rates

	OCT	NOV	DEC	JAN	FEB	MAR	APR	MAY	JUN	JUL	AUG	SEP
2025-26 Schertz Portfolio	4.1905	4.0076	3.8715	3.7719	3.7169	3.7824	3.7799	3.7561	3.7675			
2025-26 3 Month T-Bill	3.8900	3.8800	3.6700	3.6700	3.6700	3.7000	3.6800	3.6900	3.8700			

SCHERTZ
COMMUNITY ★ SERVICE ★ OPPORTUNITY

Water & Sewer Revenue

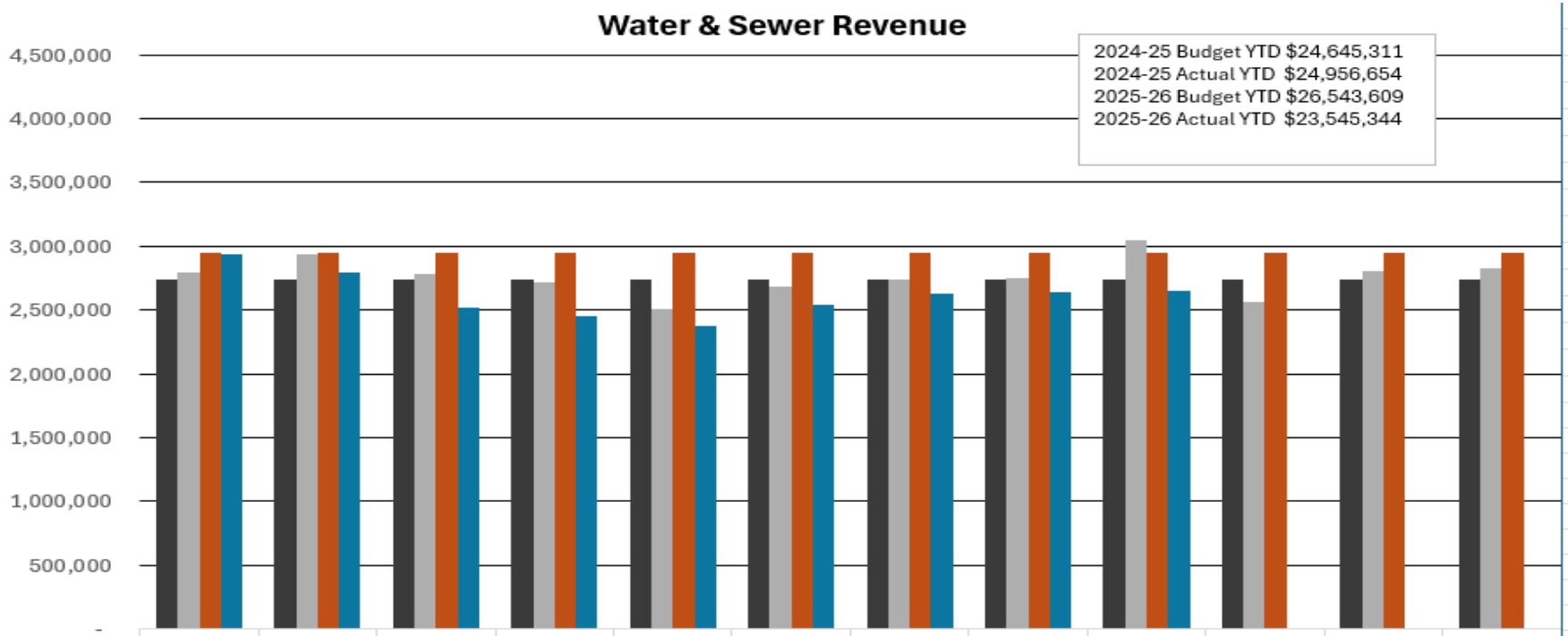

	OCT	NOV	DEC	JAN	FEB	MAR	APR	MAY	JUN	JUL	AUG	SEP
2024-25 Budget	2,738,368	2,738,368	2,738,368	2,738,368	2,738,368	2,738,368	2,738,368	2,738,368	2,738,368	2,738,368	2,738,368	2,738,368
2024-25 Actual	2,790,577	2,938,856	2,781,528	2,718,902	2,512,314	2,679,347	2,735,679	2,753,524	3,045,926	2,558,222	2,809,414	2,824,179
2025-26 Budget	2,949,290	2,949,290	2,949,290	2,949,290	2,949,290	2,949,290	2,949,290	2,949,290	2,949,290	2,949,290	2,949,290	2,949,290
2025-26 Actual	2,940,144	2,789,899	2,519,317	2,457,522	2,378,013	2,545,790	2,625,482	2,636,598	2,652,579			

SCHERTZ
COMMUNITY • SERVICE • OPPORTUNITY

Water & Sewer Revenue

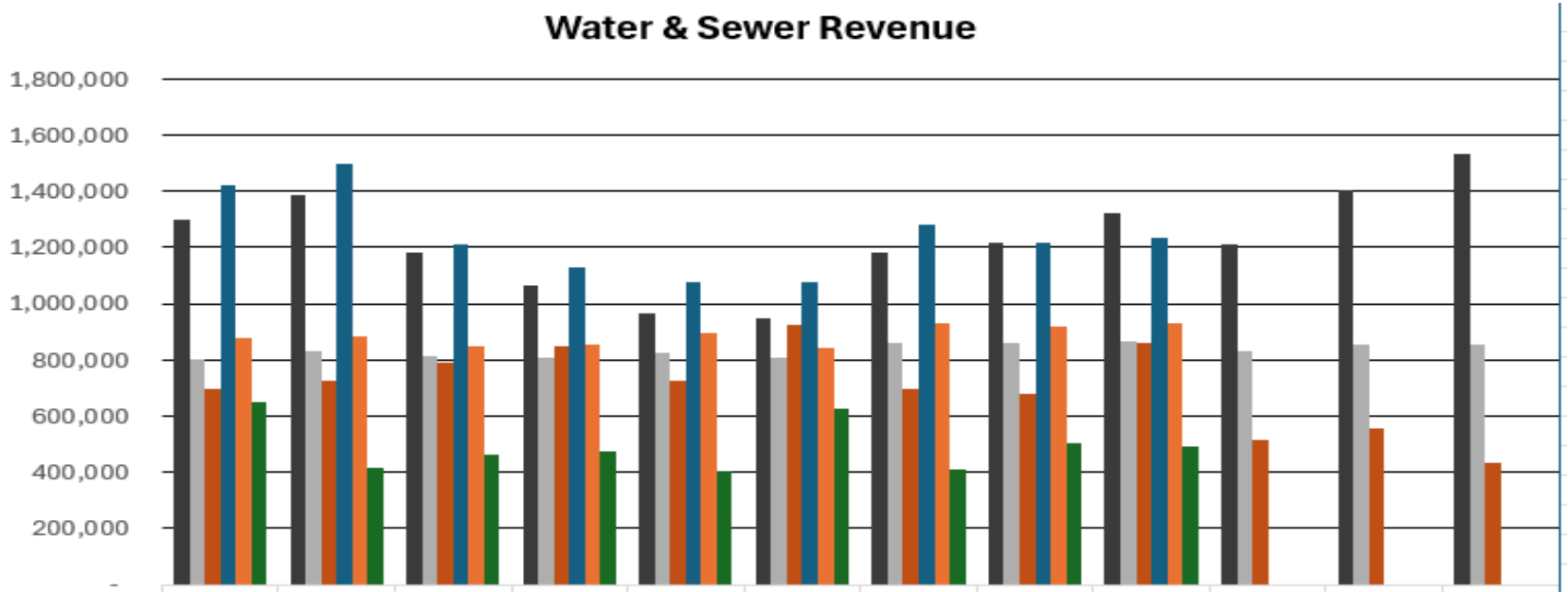

	OCT	NOV	DEC	JAN	FEB	MAR	APR	MAY	JUN	JUL	AUG	SEP
2024-25 Water	1,295,590	1,384,865	1,181,507	1,062,846	966,502	950,311	1,182,309	1,216,954	1,324,560	1,210,871	1,403,480	1,532,358
2024-25 Sewer	799,272	830,331	811,440	806,405	822,168	806,465	858,029	857,669	863,173	831,532	851,554	856,351
2024-25 Garbage/Other	695,715	723,660	788,580	849,660	723,644	922,397	695,459	678,855	859,178	514,576	554,380	435,469
2025-26 Water	1,418,413	1,495,869	1,212,607	1,130,336	1,075,603	1,077,529	1,281,520	1,216,172	1,232,356			
2025-26 Sewer	875,102	881,057	846,804	852,149	896,898	843,524	932,641	919,301	929,301			
2025-26 Garbage/Other	646,629	412,973	459,906	475,037	405,512	624,738	411,321	501,125	490,922			

SCHERTZ
COMMUNITY ★ SERVICE ★ OPPORTUNITY

EMS Revenue

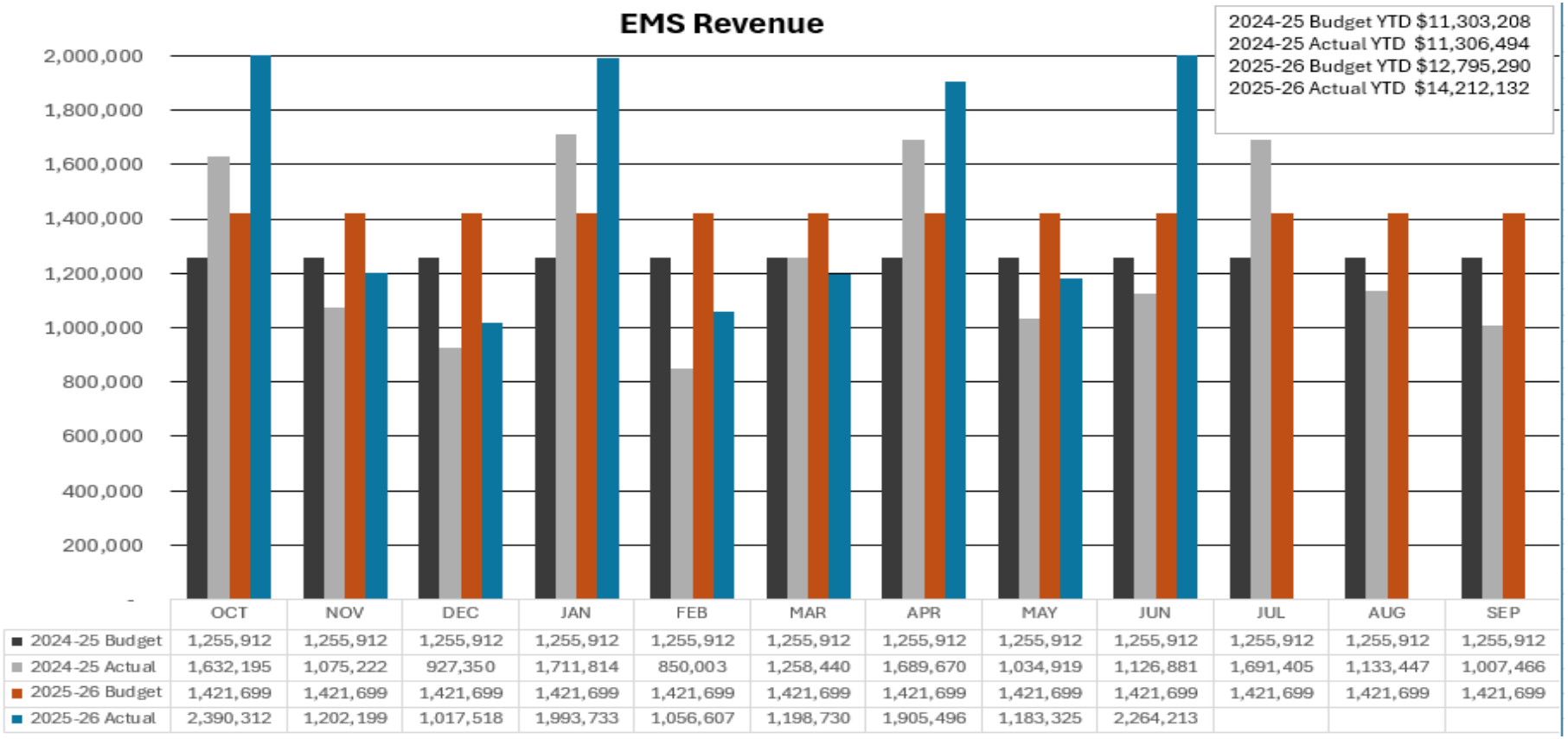

	OCT	NOV	DEC	JAN	FEB	MAR	APR	MAY	JUN	JUL	AUG	SEP
2024-25 Budget	1,255,912	1,255,912	1,255,912	1,255,912	1,255,912	1,255,912	1,255,912	1,255,912	1,255,912	1,255,912	1,255,912	1,255,912
2024-25 Actual	1,632,195	1,075,222	927,350	1,711,814	850,003	1,258,440	1,689,670	1,034,919	1,126,881	1,691,405	1,133,447	1,007,466
2025-26 Budget	1,421,699	1,421,699	1,421,699	1,421,699	1,421,699	1,421,699	1,421,699	1,421,699	1,421,699	1,421,699	1,421,699	1,421,699
2025-26 Actual	2,390,312	1,202,199	1,017,518	1,993,733	1,056,607	1,198,730	1,905,496	1,183,325	2,264,213			

SCHERTZ
COMMUNITY ★ SERVICE ★ OPPORTUNITY

Drainage Revenue

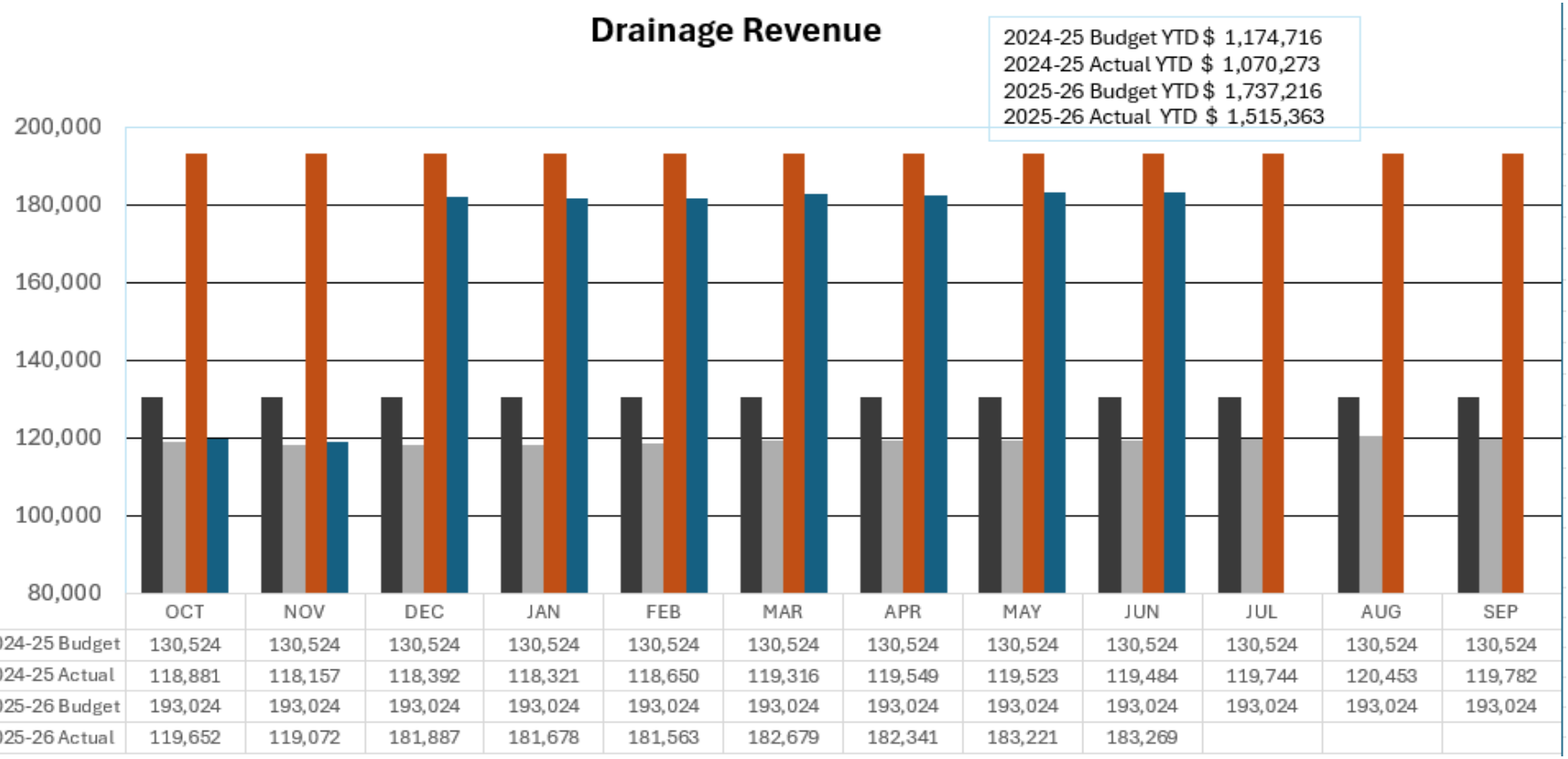

	OCT	NOV	DEC	JAN	FEB	MAR	APR	MAY	JUN	JUL	AUG	SEP
2024-25 Budget	130,524	130,524	130,524	130,524	130,524	130,524	130,524	130,524	130,524	130,524	130,524	130,524
2024-25 Actual	118,881	118,157	118,392	118,321	118,650	119,316	119,549	119,523	119,484	119,744	120,453	119,782
2025-26 Budget	193,024	193,024	193,024	193,024	193,024	193,024	193,024	193,024	193,024	193,024	193,024	193,024
2025-26 Actual	119,652	119,072	181,887	181,678	181,563	182,679	182,341	183,221	183,269			

SCHERTZ
COMMUNITY ★ SERVICE ★ OPPORTUNITY

EDC Revenue

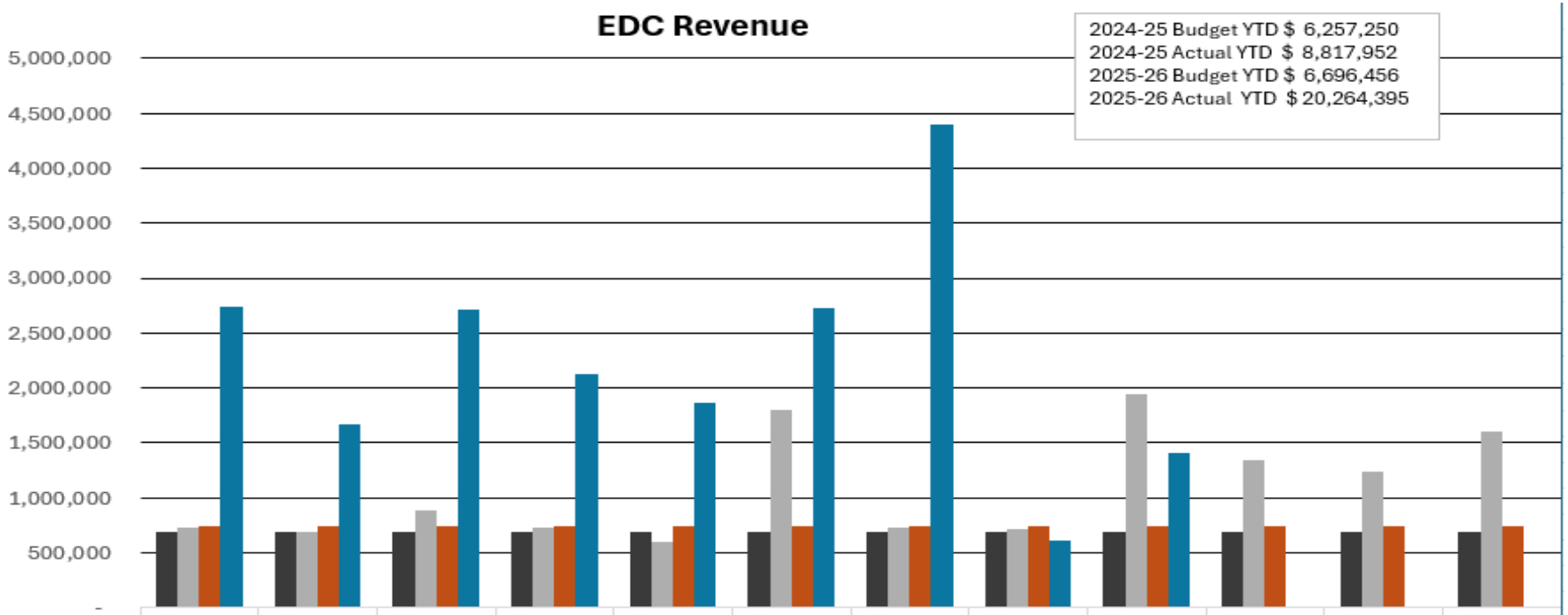

	OCT	NOV	DEC	JAN	FEB	MAR	APR	MAY	JUN	JUL	AUG	SEP
2024-25 Budget	695,250	695,250	695,250	695,250	695,250	695,250	695,250	695,250	695,250	695,250	695,250	695,250
2024-25 Actual	723,498	688,617	885,999	730,167	599,525	1,804,058	723,855	713,715	1,948,519	1,345,019	1,236,426	1,602,275
2025-26 Budget	744,051	744,051	744,051	744,051	744,051	744,051	744,051	744,051	744,051	744,051	744,051	744,051
2025-26 Actual	2,735,256	1,675,663	2,715,324	2,123,110	1,860,230	2,731,055	4,403,695	611,521	1,408,540			

SCHERTZ
COMMUNITY ★ SERVICE ★ OPPORTUNITY

COMMENTS AND QUESTIONS

SCHERTZ
COMMUNITY • SERVICE • OPPORTUNITY

Monthly Statement Schertz, Texas	CITY OF SCHERTZ REVENUE AND EXPENSE REPORT (UNAUDITED) AS OF :June 30, 2026 ********** 2025 - 2026 **********				
	CURRENT BUDGET	CURRENT Y-T-D ACTUAL	Y-T-D ENCUMBR	BUDGET BALANCE	100% OF BUDGET
General Fund, 101					
Total Revenues	**52,815,416.00**	**68,642,841.50**	**(107,000.00)**	**(15,720,425.50)**	**129.76%**
Total General Government	8,996,367.00	7,860,258.49	428,003.64	708,104.87	92.13%
Total Public Safety	25,852,434.00	19,204,539.60	1,300,807.26	5,347,087.14	79.32%
Total Public Environment	3,036,616.00	1,379,446.64	404,003.83	1,253,165.53	58.73%
Total Parks & Recreation	4,482,773.30	2,952,848.33	352,716.73	1,177,208.24	73.74%
Total Cultural	1,558,704.00	1,039,472.35	74,494.17	444,737.48	71.47%
Total Internal Services	10,644,223.07	7,796,189.31	1,257,607.74	1,590,426.02	85.06%
Total Misc & Projects	150,666.00	1,818.00	(747.30)	149,595.30	0.71%
Total Expenditures	**54,721,783.37**	**40,234,572.72**	**3,816,886.07**	**10,670,324.58**	**80.50%**
Revenue Over(Under) Expenditures	**(1,906,367.37)**	28,408,268.78	**(3,923,886.07)**		
General Fund, 101 Total Cash in Bank & Investments		**52,806,387.22**			
Special Events Fund, 106					
Total Revenues	55,000.00	66,751.87	0.00	(11,751.87)	121.37%
Total Expenditures	55,000.00	60,697.67	0.00	(5,697.67)	110.36%
Revenue Over(Under) Expenditures	0.00	6,054.20	0.00		
Special Events Fund, 106 Total Cash in Bank & Investments		**191,595.39**			
Peg Fund, 110					
Total Revenues	64,000.00	63,165.25	0.00	834.75	98.70%
Total Expenditures	64,000.00	0.00	0.00	64,000.00	0.00%
Revenue Over(Under) Expenditures	0.00	63,165.25	0.00		
Peg Fund, 110 Total Cash in Bank & Investments		**226,125.95**			
Water & Sewer, 202					
Total Revenues	35,391,478.00	23,510,885.96	0.00	11,880,592.04	66.43%
Total Expenditures	36,726,604.00	22,222,237.55	5,152,868.64	9,351,497.81	74.54%
Revenue Over(Under) Expenditures	(1,335,126.00)	1,288,648.41	(5,152,868.64)		
Water & Sewer, 202 Total Cash in Bank & Investments		**16,896,497.50**			
EMS, 203					
Total Revenues	17,060,386.00	13,172,670.18	0.00	3,887,715.82	77.21%
Total Expenditures	17,594,414.96	12,261,079.29	1,001,636.73	4,331,698.94	75.38%
Revenue Over(Under) Expenditures	(534,028.96)	911,590.89	(1,001,636.73)		
EMS, 203 Total Cash in Bank & Investments		**(4,496,881.01)**			

Monthly Statement Schertz, Texas	CITY OF SCHERTZ REVENUE AND EXPENSE REPORT (UNAUDITED) AS OF :June 30, 2026 ********** 2025 - 2026 **********				
	CURRENT BUDGET	CURRENT Y-T-D ACTUAL	Y-T-D ENCUMBR	BUDGET BALANCE	100% OF BUDGET
Drainage, 204					
Total Revenues	2,316,283.00	1,515,362.32	0.00	800,920.68	65.42%
Total Expenditures	2,823,740.00	1,300,312.55	117,541.14	1,405,886.31	50.21%
Revenue Over(Under) Expenditures	(507,457.00)	215,049.77	(117,541.14)		
Drainage, 204 Total Cash in Bank & Investments		**422,754.90**			
Hotel Tax, 314					
Total Revenues	1,226,500.00	652,426.46	0.00	574,073.54	53.19%
Total Expenditures	170,322.00	185,088.96	(3,146.80)	(11,620.16)	106.82%
Revenue Over(Under) Expenditures	1,056,178.00	467,337.50	3,146.80		
Hotel Tax, 314 Total Cash in Bank & Investments		**4,658,092.37**			
Park, 317					
Total Revenues	154,750.00	36,379.01	0.00	118,370.99	23.51%
Total Expenditures	100,000.00	0.00	19,300.00	80,700.00	19.30%
Revenue Over(Under) Expenditures	54,750.00	36,379.01	(19,300.00)		
Park, 317 Total Cash in Bank & Investments		**645,187.29**			
Tree Mitigation, 319					
Total Revenues	149,250.00	183,483.22	0.00	(34,233.22)	122.94%
Total Expenditures	85,000.00	17,480.00	73,900.00	(6,380.00)	107.51%
Revenue Over(Under) Expenditures	64,250.00	166,003.22	(73,900.00)		
Tree Mitigation, 319 Total Cash in Bank & Investments		**1,581,127.21**			
Capital Recovery Water, 411					
Total Revenues	1,226,400.00	2,191,461.51	0.00	(965,061.51)	178.69%
Total Expenditures	1,000.00	648.00	0.00	352.00	64.80%
Revenue Over(Under) Expenditures	1,225,400.00	2,190,813.51	0.00		
Capital Recovery Water, 411 Total Cash in Bank & Investments		**10,961,649.14**			
Capital Recovery Sewer, 421					
Total Revenues	801,000.00	1,260,359.09	(1,668.00)	(457,691.09)	157.14%
Total Expenditures	14,353.00	26,563.54	0.00	(12,210.54)	185.07%
Revenue Over(Under) Expenditures	786,647.00	1,233,795.55	(1,668.00)		
Capital Recovery Sewer, 421 Total Cash in Bank & Investments		**2,975,677.60**			

Monthly Statement
Schertz, Texas

CITY OF SCHERTZ
REVENUE AND EXPENSE REPORT (UNAUDITED)
AS OF :June 30, 2026
********** 2025 - 2026 **********

	CURRENT BUDGET	CURRENT Y-T-D ACTUAL	Y-T-D ENCUMBR	BUDGET BALANCE	100% OF BUDGET
Roadway Impact Fee Area 1, 431					
Total Revenues	355,300.00	524,867.47	0.00	(169,567.47)	147.73%
Total Expenditures	5,000.00	25,522.29	(25,522.29)	5,000.00	0.00%
Revenue Over(Under) Expenditures	350,300.00	499,345.18	25,522.29		
Roadway Impact Fee Area 1, 431 Total Cash in Bank & Investments		**2,131,142.58**			
Roadway Impact Fee Area 2, 432					
Total Revenues	227,650.00	90,866.85	0.00	136,783.15	39.92%
Total Expenditures	105,000.00	59,971.14	32,823.61	12,205.25	88.38%
Revenue Over(Under) Expenditures	122,650.00	30,895.71	(32,823.61)		
Roadway Impact Fee Area 2, 432 Total Cash in Bank & Investments		**976,114.94**			
Roadway Impact Fee Area 3, 433					
Total Revenues	425,250.00	278,997.98	0.00	146,252.02	65.61%
Total Expenditures	5,000.00	25,522.33	(25,522.33)	5,000.00	0.00%
Revenue Over(Under) Expenditures	420,250.00	253,475.65	25,522.33		
Roadway Impact Fee Area 3, 433 Total Cash in Bank & Investments		**3,108,865.65**			
Roadway Impact Fee Area 4, 434					
Total Revenues	3,315.00	68,360.82	0.00	(65,045.82)	2062.17%
Total Expenditures	3,000.00	25,522.32	(25,522.32)	3,000.00	0.00%
Revenue Over(Under) Expenditures	315.00	42,838.50	25,522.32		
Roadway Impact Fee Area 4, 434 Total Cash in Bank & Investments		**48,724.17**			
I&S, 505					
Total Revenues	10,475,000.00	10,073,085.46	0.00	401,914.54	96.16%
Total Expenditures	11,545,212.00	10,314,365.93	3,181,655.93	(1,950,809.86)	116.90%
Revenue Over(Under) Expenditures	(1,070,212.00)	(241,280.47)	(3,181,655.93)		
I&S, 505 Total Cash in Bank & Investments		**2,032,651.97**			
SED Corporation, 620					
Total Revenues	8,928,608.00	20,264,394.07	0.00	(11,335,786.07)	226.96%
Total Expenditures	16,701,463.00	1,125,043.71	46,220.44	15,530,198.85	7.01%
Revenue Over(Under) Expenditures	(7,772,855.00)	19,139,350.36	(46,220.44)		
SED Corporation, 620 Total Cash in Bank & Investments		**60,139,737.36**			
Total Cash in Bank & Investments		155,305,450.23			

CITY OF SCHERTZ
REVENUE AND EXPENSE REPORT (UNAUDITED)
AS OF June 30, 2026

101 GENERAL FUND	CURRENT BUDGET	CURRENT PERIOD	PRIOR YEAR Y-T-D	Y-T-D ACTUAL	Y-T-D ENCUMBRANCE	BUDGET BALANCE	% OF BUDGET
REVENUES							
REVENUE SUMMARY							
Taxes	37,307,308.00	1,617,399.68	35,029,677.00	57,602,465.20	-	(20,295,157.20)	154.40%
Franchises	2,692,000.00	256,632.31	1,948,463.64	2,006,564.08	(107,000.00)	792,435.92	70.56%
Permits & Licenses	2,065,700.00	510,861.76	1,335,405.99	1,767,479.17	-	298,220.83	85.56%
Investment Income	950,000.00	134,713.18	704,038.05	900,271.57	-	49,728.43	94.77%
Fees	2,426,489.00	332,748.07	1,733,803.49	1,874,053.72	-	552,435.28	77.23%
Fines	407,840.00	42,323.30	344,270.22	401,695.72	-	6,144.28	98.49%
Inter-Jurisdictional	2,349,706.00	402,924.29	1,006,676.26	1,101,557.87	-	1,248,148.13	46.88%
Fund Transfers	3,493,398.00	236,977.75	2,980,282.77	2,774,502.79	-	718,895.21	79.42%
Miscellaneous	1,122,975.00	52,952.29	497,198.40	214,251.38	-	908,723.62	19.08%
TOTAL REVENUES	52,815,416.00	3,587,532.63	45,579,815.82	68,642,841.50	(107,000.00)	(15,720,425.50)	129.76%
EXPENDITURE SUMMARY							
GENERAL GOVERNMENT							
CITY COUNCIL							
Personnel Services	109,839.00	4,851.82	46,281.11	62,654.00	-	47,185.00	57.04%
Supplies	1,000.00	139.13	490.60	4,007.62	-	(3,007.62)	400.76%
Operating Expenses	102,800.00	4,396.49	167,855.35	101,878.09	32,551.20	(31,629.29)	130.77%
TOTAL CITY COUNCIL	215,639.00	9,387.44	214,627.06	168,539.71	32,551.20	14,548.09	93.25%
CITY MANAGER							
Personnel Services	1,026,058.00	84,707.63	783,779.22	783,425.32	45,578.71	197,053.97	80.80%
Supplies	1,470.00	65.62	2,382.64	1,289.90	-	180.10	87.75%
Operating Expenses	4,960.00	273.20	9,830.05	2,387.15	-	2,572.85	0.48
TOTAL CITY MANAGER	1,032,488.00	85,046.45	796,076.89	787,102.37	45,578.71	199,806.92	80.65%
MUNICIPAL COURT							
Personnel Services	376,400.00	29,787.51	282,687.90	288,366.93	20,578.71	67,454.36	82.08%
Supplies	1,500.00	295.85	519.58	1,120.36	-	379.64	74.69%
Operating Expenses	5,660.00	-	577.42	1,448.37	-	4,211.63	25.59%

CITY OF SCHERTZ
REVENUE AND EXPENSE REPORT (UNAUDITED)
AS OF June 30, 2026

101 GENERAL FUND	CURRENT BUDGET	CURRENT PERIOD	PRIOR YEAR Y-T-D	Y-T-D ACTUAL	Y-T-D ENCUMBRANCE	BUDGET BALANCE	% OF BUDGET
Professional Services	66,000.00	7,285.40	30,001.45	51,037.50	2,967.38	11,995.12	81.83%
Maintenance Services	2,500.00	-	607.00	960.00	710.00	830.00	66.80%
TOTAL MUNICIPAL COURT	452,060.00	37,368.76	314,393.35	342,933.16	24,256.09	84,870.75	81.23%
CUSTOMER RELATIONS-311							
Personnel Services	95,389.00	7,839.06	108,491.11	73,606.13	6,475.53	15,307.34	83.95%
Supplies	150.00	46.98	56.20	136.53	-	13.47	91.02%
TOTAL CUSTOMER RELATIONS-311	95,539.00	7,886.04	108,547.31	73,742.66	6,475.53	15,320.81	83.96%
PLANNING & ZONING							
Personnel Services	459,961.00	27,480.34	314,953.83	275,018.51	6,186.01	178,756.48	61.14%
Supplies	2,300.00	29.98	181.41	783.64	-	1,516.36	34.07%
Operating Expenses	250.00	188.00	-	242.74	-	7.26	97.10%
Professional Services	100.00	-	38.00	34.00	-	66.00	34.00%
TOTAL PLANNING & ZONING	462,611.00	27,698.32	315,173.24	276,078.89	6,186.01	180,346.10	61.02%
LEGAL SERVICES							
Operating Expenses	10,000.00	781.25	1,945.50	1,601.75	-	8,398.25	16.02%
Professional Services	80,000.00	5,449.60	44,211.02	45,210.43	23,673.92	11,115.65	86.11%
TOTAL LEGAL SERVICES	90,000.00	6,230.85	46,156.52	46,812.18	23,673.92	19,513.90	78.32%
ECONOMIC DEVELOPMENT							
Personnel Services	559,589.00	43,009.54	386,260.05	401,056.81	24,858.14	133,674.05	76.11%
City Assistance	1,200,000.00	1,208,095.78	-	1,208,095.78	-	(8,095.78)	100.67%
TOTAL ECONOMIC DEVELOPMENT	1,759,589.00	1,251,105.32	386,260.05	1,609,152.59	24,858.14	125,578.27	92.86%
CITY SECRETARY							
Personnel Services	338,221.00	27,533.79	183,310.77	254,376.41	10,131.86	73,712.73	78.21%
Supplies	2,870.00	-	6,002.85	1,637.96	-	1,232.04	57.07%
Operating Expenses	31,954.00	8,998.80	15,013.71	21,534.22	-	10,419.78	67.39%
TOTAL CITY SECRETARY	373,045.00	36,532.59	204,327.33	277,548.59	10,131.86	85,364.55	77.12%
NON-DEPARTMENTAL							
Supplies	9,000.00	(803.38)	9,044.20	8,024.73	14,980.00	(14,004.73)	255.61%
City Support Services	280,000.00	6,038.00	327,561.00	332,318.73	100,813.79	(153,132.52)	154.69%
Operating Expenses	2,149,546.00	278,643.20	1,232,931.56	1,759,313.55	18,209.69	372,022.76	82.69%
Fund Chrgs/Transfrs-Spec Events Fnd	28,818.00	-	21,813.73	-	-	28,818.00	0.00%
TOTAL NON-DEPARTMENTAL	2,467,364.00	387,287.49	1,701,658.83	2,640,829.14	134,003.48	(307,468.62)	112.46%

CITY OF SCHERTZ
REVENUE AND EXPENSE REPORT (UNAUDITED)
AS OF June 30, 2026

101 GENERAL FUND	CURRENT BUDGET	CURRENT PERIOD	PRIOR YEAR Y-T-D	Y-T-D ACTUAL	Y-T-D ENCUMBRANCE	BUDGET BALANCE	% OF BUDGET
PUBLIC AFFAIRS							
Personnel Services	409,938.00	38,523.64	270,539.65	337,744.87	23,038.20	49,154.93	88.01%
Supplies	71,900.00	1,519.40	50,725.51	63,750.04	(1,895.26)	10,045.22	86.03%
Operating Expenses	132,885.00	13,577.75	95,344.14	115,866.62	16,334.52	683.86	99.49%
Professional Services	84,650.00	4,529.00	62,490.62	53,386.34	9,469.50	21,794.16	74.25%
TOTAL PUBLIC AFFAIRS	699,373.00	58,149.79	479,099.92	570,747.87	46,946.96	81,678.17	88.32%
ENGINEERING							
Personnel Services	1,279,159.00	117,749.17	886,146.02	1,003,830.86	63,397.32	211,930.82	83.43%
Supplies	10,200.00	322.65	2,549.10	7,642.33	4,207.00	(1,649.33)	116.17%
Utility Services	8,500.00	1,194.35	5,512.28	6,464.58	2,079.92	(44.50)	100.52%
Operating Expenses	800.00	73.43	290.58	308.26	-	491.74	38.53%
Professional Services	50,000.00	46,542.80	62,165.29	48,525.30	3,657.50	(2,182.80)	104.37%
Capital Outlay	-	-	48,670.25	-	-	-	0.00%
TOTAL ENGINEERING	1,348,659.00	165,882.40	1,005,333.52	1,066,771.33	73,341.74	208,545.93	84.54%
TOTAL GENERAL GOVERNMENT	8,996,367.00	2,072,575.45	5,571,654.02	7,860,258.49	428,003.64	708,104.87	92.13%
PUBLIC SAFETY							
POLICE							
Personnel Services	12,354,004.00	889,744.68	9,057,651.74	8,885,944.13	718,310.20	2,749,749.67	77.74%
Supplies	286,903.00	9,185.50	244,202.67	314,687.19	(21,570.48)	(6,213.71)	102.17%
Utility Services	239,366.00	22,819.26	140,538.44	150,586.18	70,014.30	18,765.52	92.16%
Operating Expenses	78,205.00	1,683.19	44,120.89	55,013.47	-	23,191.53	70.35%
Professional Services	88,686.00	21,199.14	43,210.90	83,295.98	(1,670.46)	7,060.48	92.04%
Maintenance Services	76,147.00	4,588.00	37,466.00	16,214.00	27,520.00	32,413.00	57.43%
Rental/Leasing	892,857.00	-	319,573.12	870,108.97	-	22,748.03	97.45%
Capital Outlay	5,600.00	-	495,114.16	46,355.00	(82,503.00)	41,748.00	-645.50%
TOTAL POLICE	14,026,768.00	949,219.77	10,381,877.92	10,422,204.92	710,100.56	2,894,462.52	79.36%
FIRE RESCUE							
Personnel Services	8,905,278.00	777,858.13	6,215,992.81	6,745,807.64	459,735.97	1,699,734.39	80.91%
Supplies	136,652.00	6,246.35	91,746.14	134,332.67	(14,526.30)	16,845.63	87.67%
Utility Services	135,555.00	14,175.12	66,127.24	80,329.38	28,529.09	26,696.53	80.31%
Operating Expenses	43,026.00	1,503.87	14,680.52	19,384.76	-	23,641.24	45.05%
Professional Services	70,000.00	39,618.28	27,174.40	56,592.56	-	13,407.44	80.85%
Maintenance Services	95,245.00	2,295.92	32,850.02	60,206.22	13,260.00	21,778.78	77.13%
Rental/Leasing	26,900.00	-	26,719.06	26,719.06	-	180.94	99.33%
Capital Outlay	340,125.00	-	1,095,981.06	164,302.17	(37,311.06)	213,133.89	37.34%
TOTAL FIRE RESCUE	9,752,781.00	841,697.67	7,571,271.25	7,287,674.46	449,687.70	2,015,418.84	79.33%

CITY OF SCHERTZ
REVENUE AND EXPENSE REPORT (UNAUDITED)
AS OF June 30, 2026

101 GENERAL FUND	CURRENT BUDGET	CURRENT PERIOD	PRIOR YEAR Y-T-D	Y-T-D ACTUAL	Y-T-D ENCUMBRANCE	BUDGET BALANCE	% OF BUDGET
INSPECTIONS							
Personnel Services	1,402,137.00	113,370.26	990,343.14	1,080,959.47	81,767.56	239,409.97	82.93%
Supplies	5,460.00	117.06	1,841.30	1,585.34	-	3,874.66	29.04%
Utility Services	7,200.00	1,360.41	5,717.86	7,913.36	-	(713.36)	109.91%
Operating Expenses	10,850.00	179.75	277.96	4,710.49	5,590.00	549.51	94.94%
Professional Services	70,000.00	2,550.00	46,500.00	33,330.00	25,610.00	11,060.00	84.20%
TOTAL INSPECTIONS	1,495,647.00	117,577.48	1,085,198.51	1,128,498.66	112,967.56	254,180.78	83.01%
NEIGHBORHOOD SERVICES							
Personnel Services	526,138.00	40,261.91	389,419.03	357,848.30	26,731.55	141,558.15	73.09%
Supplies	10,400.00	-	3,934.18	1,047.72	-	9,352.28	10.07%
Utility Services	6,500.00	932.54	3,415.54	5,180.11	1,319.89	-	100.00%
Operating Expenses	1,200.00	235.00	39.00	413.83	-	786.17	34.49%
Professional Services	3,000.00	-	1,925.00	-	-	3,000.00	0.00%
Maintenance Services	30,000.00	-	3,275.00	1,671.60	-	28,328.40	5.57%
TOTAL NEIGHBORHOOD SERVICES	577,238.00	41,429.45	402,007.75	366,161.56	28,051.44	183,025.00	68.29%
TOTAL PUBLIC SAFETY	25,852,434.00	1,949,924.37	19,440,355.43	19,204,539.60	1,300,807.26	5,347,087.14	79.32%
PUBLIC ENVIRONMENT							
STREETS							
Personnel Services	1,339,924.00	108,103.72	915,247.67	944,386.28	67,263.11	328,274.61	75.50%
Supplies	229,995.00	8,247.42	106,764.97	96,114.76	1,000.00	132,880.24	42.22%
Utility Services	271,567.00	25,594.24	158,637.68	189,539.33	31,584.92	50,442.75	81.43%
Maintenance Services	1,189,130.00	6,896.57	(232,345.62)	105,957.93	244,537.80	838,634.27	29.47%
Rental/Lease	6,000.00	-	-	206.00	-	5,794.00	3.43%
TOTAL STREETS	3,036,616.00	148,841.95	1,439,815.35	1,379,446.64	404,003.83	1,253,165.53	58.73%
TOTAL PUBLIC ENVIRONMENT	3,036,616.00	148,841.95	1,439,815.35	1,379,446.64	404,003.83	1,253,165.53	58.73%
PARKS & RECREATION							
PARKS DEPARTMENT							
Personnel Services	1,614,579.30	124,561.73	1,021,273.19	1,157,933.76	80,201.28	376,444.26	76.68%
Supplies	173,960.00	18,559.95	112,953.26	131,466.41	20,111.00	22,382.59	87.13%
Utility Services	279,653.00	10,672.59	183,525.33	223,874.99	5,589.87	50,188.14	82.05%
Operating Expenses	343,761.00	88,557.21	151,403.31	340,231.07	39,995.50	(36,465.57)	110.61%
Professional Services	10,000.00	-	8,603.00	8,493.70	(11,278.50)	12,784.80	-27.85%
Maintenance Services	444,000.00	3,372.43	206,775.87	153,916.70	165,375.99	124,707.31	71.91%
Rental/Leasing	7,000.00	-	9,621.45	3,740.28	-	3,259.72	53.43%
Capital Outlay	305,000.00	-	96,348.03	99,365.17	(33,560.31)	239,195.14	21.58%
TOTAL PARKS DEPARTMENT	3,177,953.30	245,723.91	1,790,503.44	2,119,022.08	266,434.83	792,496.39	75.06%

CITY OF SCHERTZ
REVENUE AND EXPENSE REPORT (UNAUDITED)
AS OF June 30, 2026

101 GENERAL FUND	CURRENT BUDGET	CURRENT PERIOD	PRIOR YEAR Y-T-D	Y-T-D ACTUAL	Y-T-D ENCUMBRANCE	BUDGET BALANCE	% OF BUDGET
SWIM POOL							
Supplies	33,000.00	2,949.30	20,928.12	24,273.19	9,332.00	(605.19)	101.83%
Utility Services	36,345.00	12,301.29	24,962.70	46,703.09	-	(10,358.09)	128.50%
Maintenance Services	597,023.00	34,941.66	329,735.89	325,196.38	46,579.00	225,247.62	62.27%
TOTAL SWIM POOL	666,368.00	50,192.25	375,626.71	396,172.66	55,911.00	214,284.34	67.84%
EVENT FACILITIES							
Personnel Services	524,379.00	40,410.57	385,852.05	364,282.43	26,173.10	133,923.47	74.46%
Supplies	27,100.00	1,744.75	20,564.39	24,086.47	-	3,013.53	88.88%
Utility Services	81,323.00	4,899.24	47,351.38	47,742.76	471.80	33,108.44	59.29%
Operating Expenses	600.00	-	1,138.71	87.64	-	512.36	14.61%
Maintenance Services	5,050.00	-	2,002.00	1,454.29	3,726.00	(130.29)	102.58%
TOTAL EVENT FACILITIES	638,452.00	47,054.56	456,908.53	437,653.59	30,370.90	170,427.51	73.31%
TOTAL PARKS & RECREATION	4,482,773.30	342,970.72	2,623,038.68	2,952,848.33	352,716.73	1,177,208.24	73.74%
CULTURAL							
LIBRARY							
Personnel Services	1,208,340.00	88,467.91	884,177.30	866,168.01	45,768.60	296,403.39	75.47%
Supplies	199,375.00	6,036.18	151,943.65	134,153.70	22,376.47	42,844.83	78.51%
Utility Services	71,214.00	4,361.36	43,291.85	34,577.00	6,349.10	30,287.90	57.47%
Operating Expenses	5,300.00	120.00	2,326.64	4,573.64	-	726.36	86.30%
TOTAL LIBRARY	1,558,704.00	98,985.45	1,081,739.44	1,039,472.35	74,494.17	444,737.48	71.47%
TOTAL CULTURAL	1,558,704.00	98,985.45	1,081,739.44	1,039,472.35	74,494.17	444,737.48	71.47%
INTERNAL SERVICE							
INFORMATION TECHNOLOGY							
Personnel Services	1,378,945.00	85,168.29	1,031,180.88	893,384.85	65,435.91	420,124.24	69.53%
Supplies	750,500.00	75,094.17	370,646.26	373,010.25	26,837.04	350,652.71	53.28%
Operating Expenses	1,608,401.07	124,486.41	994,389.30	1,342,478.60	308,663.95	(42,741.48)	102.66%
Utility Services	516,000.00	15,093.32	338,944.85	289,010.74	133,534.16	93,455.10	81.89%
Professional Services	20,000.00	6,301.60	18,225.01	45,789.17	-	(25,789.17)	228.95%
Maintenance Services	3,800.00	-	2,951.34	-	-	3,800.00	0.00%
Capital Outlay	218,500.00	-	15,156.25	141,868.14	-	76,631.86	64.93%
TOTAL INFORMATION TECHNOLOGY	4,496,146.07	306,143.79	2,771,493.89	3,085,541.75	534,471.06	876,133.26	80.51%

CITY OF SCHERTZ
REVENUE AND EXPENSE REPORT (UNAUDITED)
AS OF June 30, 2026

101 GENERAL FUND	CURRENT BUDGET	CURRENT PERIOD	PRIOR YEAR Y-T-D	Y-T-D ACTUAL	Y-T-D ENCUMBRANCE	BUDGET BALANCE	% OF BUDGET
HUMAN RESOURCES							
Personnel Services	776,787.00	53,979.04	537,967.70	560,128.32	3,405.51	213,253.17	72.55%
Supplies	4,200.00	76.19	934.68	4,787.66	-	(587.66)	113.99%
Operating Expenses	123,450.00	8,641.52	80,221.69	80,789.99	21,367.49	21,292.52	82.75%
Professional Services	4,500.00	-	-	-	-	4,500.00	0.00%
TOTAL HUMAN RESOURCES	908,937.00	62,696.75	619,124.07	645,705.97	24,773.00	238,458.03	73.77%
FINANCE							
Personnel Services	827,966.00	66,530.66	614,336.80	636,974.72	46,859.33	144,131.95	82.59%
Supplies	3,100.00	105.91	1,592.91	1,958.58	-	1,141.42	63.18%
Operating Expenses	4,300.00	-	4,893.38	5,329.71	-	(1,029.71)	123.95%
Professional Sevices	42,500.00	-	36,513.50	42,668.50	-	(168.50)	100.40%
TOTAL FINANCE	877,866.00	66,636.57	657,336.59	686,931.51	46,859.33	144,075.16	83.59%
PURCHASING & ASSET MGT							
Personnel Services	305,034.00	18,575.24	217,022.12	209,518.06	16,889.16	78,626.78	74.22%
Supplies	5,640.00	785.94	3,185.88	3,102.19	-	2,537.81	55.00%
Operating Expenses	5,600.00	810.50	15,000.43	3,212.00	-	2,388.00	57.36%
TOTAL PURCHASING & ASSET MGT	316,274.00	20,171.68	235,208.43	215,832.25	16,889.16	83,552.59	73.58%
FLEET SERVICE							
Personnel Services	873,153.00	72,397.58	669,183.10	681,386.60	40,111.98	151,654.42	82.63%
Supplies	266,139.00	26,630.47	254,147.71	234,031.27	3,301.68	28,806.05	89.18%
Utility Services	12,500.00	873.12	6,945.76	6,140.80	4,277.73	2,081.47	83.35%
Maintenance Services	308,000.00	25,725.11	163,214.56	125,997.91	36,498.60	145,503.49	52.76%
Capital Outlay	260,000.00	-	-	55,044.35	-	204,955.65	21.17%
TOTAL FLEET SERVICE	1,719,792.00	125,626.28	1,093,491.13	1,102,600.93	84,189.99	533,001.08	69.01%
FACILITY SERVICES							
Personnel Services	1,112,918.00	88,408.71	868,761.04	862,343.32	71,158.87	179,415.81	83.88%
Supplies	155,350.00	21,172.05	135,803.48	147,489.74	2,531.85	5,328.41	96.57%
Utility Services	229,450.00	34,208.99	132,989.62	141,279.14	5,878.54	82,292.32	64.13%
Maintenance Services	462,000.00	63,619.24	395,012.79	402,914.00	66,443.76	(7,357.76)	101.59%
Rental/Leasing	490.00	-	1,099.40	1,371.12	-	(881.12)	279.82%
Capital Outlay	365,000.00	480,883.20	120,533.26	504,179.58	404,412.18	(543,591.76)	248.93%
TOTAL BUILDING MAINTENANCE	2,325,208.00	688,292.19	1,654,310.39	2,059,576.90	550,425.20	(284,794.10)	112.25%
TOTAL INTERNAL SERVICE	10,644,223.07	1,269,567.26	7,030,964.50	7,796,189.31	1,257,607.74	1,590,426.02	85.06%

CITY OF SCHERTZ
REVENUE AND EXPENSE REPORT (UNAUDITED)
AS OF June 30, 2026

101 GENERAL FUND	CURRENT BUDGET	CURRENT PERIOD	PRIOR YEAR Y-T-D	Y-T-D ACTUAL	Y-T-D ENCUMBRANCE	BUDGET BALANCE	% OF BUDGET
MISC & PROJECTS							
Project							
TOTAL PROJECTS	-	-	1,473,292.05	-	-	-	0.00%
CITY ASSISTANCE							
City's Assistance to Agencies	57,666.00	-	-	-	-	57,666.00	0.00%
Operating Equipment	-	-	5,000.00	-	-	-	0.00%
Operating Expenses	-	-	183,214.10	-	(747.30)	747.30	0.00%
TOTAL CITY ASSISTANCE	57,666.00	-	188,214.10	-	(747.30)	58,413.30	-1.30%
COURT - RESTRICTED FUNDS							
Supplies	84,000.00	-	-	1,818.00	-	82,182.00	2.16%
Operating Expenses	9,000.00	-	-	-	-	9,000.00	0.00%
TOTAL COURT-RESTRICTED FUNDS	93,000.00	-	-	1,818.00	-	91,182.00	1.95%
TOTAL MISC & PROJECTS	150,666.00	-	1,661,506.15	1,818.00	(747.30)	149,595.30	0.71%
TOTAL EXPENDITURES	54,721,783.37	5,882,865.20	38,849,073.57	40,234,572.72	3,816,886.07	10,670,324.58	80.50%
REVENUE OVER(UNDER) EXPEND.	(1,906,367.37)	(2,295,332.57)	6,730,742.25	28,408,268.78	(3,923,886.07)	(26,390,750.08)	

CITY OF SCHERTZ

REVENUE REPORT (UNAUDITED)

AS OF June 30, 2026

101 GENERAL FUND		CURRENT BUDGET	CURRENT PERIOD	PRIOR YEAR Y-T-D	Y-T-D ACTUAL	Y-T-D ENCUMBRANCE	BUDGET BALANCE	% OF BUDGET
REVENUES								
Taxes								
101-101-411100	Advalorem Tax-Current	20,984,288.00	182,822.15	19,246,621.44	20,291,975.89	-	692,312.11	96.70%
101-101-411110	Disable Veterans Assist Pymnt	600,000.00	-	690,542.41	564,157.55	-	35,842.45	94.03%
101-101-411200	Advalorem Tax-Delinquent	50,000.00	1,740.28	(114,589.68)	(77,036.41)	-	127,036.41	-154.07%
101-101-411300	Advalorem Tax-P&I	100,000.00	25,535.73	91,905.14	94,809.37	-	5,190.63	94.81%
101-101-411500	Sales Tax Revenue-Gen Fund	15,485,000.00	1,401,193.43	15,050,677.31	36,667,337.52	-	(21,182,337.52)	236.79%
101-164-411600	Bingo Tax	20.00	-	30.87	51.50	-	(31.50)	257.50%
101-164-411700	Mixed Beverage Tax	88,000.00	6,108.09	64,489.51	61,169.78	-	26,830.22	69.51%
TOTAL Taxes		**37,307,308.00**	**1,617,399.68**	**35,029,677.00**	**57,602,465.20**	**-**	**(20,295,157.20)**	**154.40%**
Franchises								
101-101-421200	Center Point/Entex Energy	151,000.00	8,934.21	114,736.47	84,674.11	-	66,325.89	56.08%
101-101-421220	City Public Service	1,280,000.00	120,500.54	895,180.56	1,017,802.33	-	262,197.67	79.52%
101-101-421240	Guadalupe Valley Elec Co-op	580,000.00	45,125.02	394,572.55	430,563.43	-	149,436.57	74.24%
101-101-421250	New Braunfels Utilities	82,000.00	7,425.96	58,154.47	62,856.33	-	19,143.67	76.65%
101-101-421300	Time Warner-State Franchise	288,000.00	23,380.77	188,929.76	174,112.15	-	113,887.85	60.46%
101-101-421460	AT&T Franchise Fee	24,000.00	2,016.83	21,634.77	19,345.76	-	4,654.24	80.61%
101-101-421480	Other Telecom Franchise - ROW	25,000.00	-	9,322.68	9,066.76	-	15,933.24	36.27%
101-101-421500	Solid Waste Franchise Fee	262,000.00	49,248.98	265,932.38	208,143.21	(107,000.00)	160,856.79	38.60%
TOTAL Franchises		**2,692,000.00**	**256,632.31**	**1,948,463.64**	**2,006,564.08**	**(107,000.00)**	**792,435.92**	**70.56%**
Permits								
101-258-431100	Home Occupation Permit	550.00	-	280.00	-	-	550.00	0.00%
101-258-431101	Bldg Permit-Residential	350,000.00	86,105.50	509,061.00	561,409.00	-	(211,409.00)	160.40%
101-258-431102	Bldg Permit-Commercial	800,000.00	326,415.00	263,606.00	589,113.00	-	210,887.00	73.64%
101-258-431103	Bldg Permit-General	300,000.00	19,815.00	150,100.00	162,713.09	-	137,286.91	54.24%
101-258-431104	Mobile Home Permit	400.00	-	225.00	100.00	-	300.00	25.00%
101-258-431105	Signs Permit	5,500.00	792.00	8,717.00	12,340.00	-	(6,840.00)	224.36%
101-259-431106	Food Establishmnt Permit	70,000.00	1,100.00	32,065.00	58,954.00	-	11,046.00	84.22%
101-258-431107	Plumbing Permit	95,000.00	15,845.00	115,084.00	114,431.00	-	(19,431.00)	120.45%
101-258-431108	Electrical Permit	70,000.00	8,080.00	54,600.00	58,620.00	-	11,380.00	83.74%
101-258-431109	Mechanical Permit	55,000.00	9,660.00	52,180.00	55,300.00	-	(300.00)	100.55%
101-256-431110	Solicitor/Peddler Permit	3,000.00	350.00	3,270.00	1,360.00	-	1,640.00	45.33%
101-256-431111	Animal/Pet Permit	250.00	-	-	400.00	-	(150.00)	160.00%
101-258-431112	Cert of Occupancy Prmt	9,000.00	250.00	4,650.00	5,350.00	-	3,650.00	59.44%
101-256-431113	Security Alarm Permit	38,000.00	190.00	25,555.00	9,320.00	-	28,680.00	24.53%

CITY OF SCHERTZ

REVENUE REPORT (UNAUDITED)

AS OF June 30, 2026

101 GENERAL FUND		CURRENT BUDGET	CURRENT PERIOD	PRIOR YEAR Y-T-D	Y-T-D ACTUAL	Y-T-D ENCUMBRANCE	BUDGET BALANCE	% OF BUDGET
REVENUES								
101-173-431114	Grading/Clearing Permit	20,000.00	6,133.52	36,709.55	36,623.52	-	(16,623.52)	183.12%
101-173-431115	Development Permit	200,000.00	31,150.74	37,832.44	53,408.56	-	146,591.44	26.70%
101-257-431117	Fire Permit	40,000.00	4,975.00	34,621.00	47,487.00	-	(7,487.00)	118.72%
TOTAL Permits		**2,056,700.00**	**510,861.76**	**1,328,555.99**	**1,766,929.17**	**-**	**289,770.83**	**85.91%**
Licenses								
101-164-431118	Alcohol Beverage License	9,000.00	-	6,770.00	550.00	-	8,450.00	6.11%
101-258-431119	Mobile Home License	-	-	80.00	-	-	-	0.00%
TOTAL Licenses		**9,000.00**	**-**	**6,850.00**	**550.00**	**-**	**8,450.00**	**6.11%**
Fees								
101-154-432000	Platting Fees	54,000.00	250.00	26,750.00	44,250.00	-	9,750.00	81.94%
101-154-432007	Site Plan Fee	40,000.00	-	18,000.00	23,500.00	-	16,500.00	58.75%
101-154-432011	BOA/Variance Fees	2,500.00	500.00	1,500.00	5,000.00	-	(2,500.00)	200.00%
101-154-432014	Specific Use/Zone Chng Fee	40,000.00	650.00	40,450.00	20,100.00	-	19,900.00	50.25%
101-154-432015	Zoning Ltr & Dev Rights	2,550.00	150.00	3,600.00	2,850.00	-	(300.00)	111.76%
101-173-432016	Reinspection Fees	-	12,175.00	-	26,575.00	-	(26,575.00)	0.00%
101-258-432016	Reinspection Fees	190,000.00	28,225.00	220,850.00	297,325.00	-	(107,325.00)	156.49%
101-259-432017	Swim Pool Inspection Fee	3,000.00	110.00	2,970.00	3,215.00	-	(215.00)	107.17%
101-259-432018	Lot Abatement	10,000.00	-	1,885.00	275.00	-	9,725.00	2.75%
101-258-432019	Admin Fee-Inspections	5,000.00	4,100.00	26,000.00	24,200.00	-	(19,200.00)	484.00%
101-259-432020	Foster Care	500.00	250.00	200.00	1,550.00	-	(1,050.00)	310.00%
101-460-432021	Pool Gate Admission Fee	28,000.00	9,926.00	13,885.00	12,293.00	-	15,707.00	43.90%
101-460-432022	Seasonal Pool Pass Fee	6,000.00	2,130.00	5,980.00	4,790.00	-	1,210.00	79.83%
101-460-432035	Senior Center Memberships	37,600.00	2,486.00	22,833.00	21,482.00	-	16,118.00	57.13%
101-460-432037	Senior Center Meal Fee	52,535.00	5,824.65	52,535.60	49,203.80	-	3,331.20	93.66%
101-257-432046	Fire Re-inspection Fee	300.00	-	-	-	-	300.00	0.00%
101-872-432058	Sale of Mdse - GovDeals	150,000.00	5,553.92	180,222.35	144,739.14	-	5,260.86	96.49%
101-460-432066	Senior Center Rental	8,400.00	525.00	5,600.00	5,160.00	-	3,240.00	61.43%
101-170-432013	Schertz Magazine Advertising	138,000.00	6,312.50	76,550.00	58,895.00	-	79,105.00	42.68%
101-258-432008	Plan Check Fee	550,000.00	209,047.00	421,744.00	632,192.50	-	(82,192.50)	114.94%
101-258-432010	Technology Fee	23,000.00	4,350.00	28,145.00	31,140.00	-	(8,140.00)	135.39%
101-259-432097	Sanitation Inspection Fee	-	-	-	750.00	-	(750.00)	0.00%
101-460-432001	4th of July Jubilee - Proceeds	28,000.00	16,305.00	36,400.00	59,755.00	-	(31,755.00)	213.41%

CITY OF SCHERTZ

REVENUE REPORT (UNAUDITED)

AS OF June 30, 2026

101 GENERAL FUND		CURRENT BUDGET	CURRENT PERIOD	PRIOR YEAR Y-T-D	Y-T-D ACTUAL	Y-T-D ENCUMBRANCE	BUDGET BALANCE	% OF BUDGET
REVENUES								
101-460-432003	Holidazzle - Proceeds	11,000.00	-	4,140.00	7,040.00	-	3,960.00	64.00%
101-460-432005	Music & Movies in the Park - Proceeds	8,000.00	-	7,450.00	8,000.00	-	-	100.00%
101-460-432012	Mobile Stage Rental Fees	1,500.00	-	2,600.00	-	-	1,500.00	0.00%
101-464-432065	North Center Rental Fees	35,506.00	1,725.00	29,921.25	28,703.75	-	6,802.25	80.84%
101-464-432067	Community Center Rental Fees	56,143.00	2,668.75	49,529.25	39,093.75	-	17,049.25	69.63%
101-464-432069	Civic Center Rental Fees	346,440.00	-	232,402.67	83,551.26	-	262,888.74	24.12%
101-464-432077	Cancellation Fees-Event Rental	2,500.00	-	350.00	650.00	-	1,850.00	26.00%
101-665-432060	Misc Income-Library Copier	20,000.00	2,622.25	17,508.75	20,553.15	-	(553.15)	102.77%
101-665-432059	Library Fines	5,600.00	624.55	4,689.23	4,499.08	-	1,100.92	80.34%
101-460-432073	Pavilion Rental Fees	26,000.00	1,497.50	21,577.50	30,555.00	-	(4,555.00)	117.52%
101-460-432074	Equipment Rentals-Parks	200.00	-	1,634.00	(205.00)	-	405.00	-102.50%
101-460-432075	Chamber of Comm Rent	7,800.00	-	5,850.00	7,800.00	-	-	100.00%
101-460-432076	Non-Resident SYSA League	-	2,680.00	13,370.00	13,471.00	-	(13,471.00)	0.00%
101-460-432078	NonResident User Fee-BVYA	7,000.00	-	7,816.00	7,716.00	-	(716.00)	110.23%
101-460-432079	BVYA Utility Reimbursement	15,000.00	2,027.52	20,948.16	24,068.91	-	(9,068.91)	160.46%
101-460-432080	SYSA Utility Reimbursement	-	917.43	13,237.19	10,017.08	-	(10,017.08)	0.00%
101-460-432081	Lions Futbol Utility Reimbrsmt	15,000.00	-	10,548.00	3,516.00	-	11,484.00	23.44%
101-460-432082	Recreation Programs	46,000.00	7,078.00	57,412.54	65,567.00	-	(19,567.00)	142.54%
101-460-432083	Rec Prgrm-Kickball Leagues	11,000.00	95.00	3,560.00	10,545.00	-	455.00	95.86%
101-256-432084	Vehicle Impoundment	12,300.00	-	21,300.00	21,225.00	-	(8,925.00)	172.56%
101-460-432087	Soccer Field Operations	401,715.00	-	-	-	-	401,715.00	0.00%
101-101-432088	Notary Fee	50.00	-	6.00	12.00	-	38.00	24.00%
101-101-432089	NSF Check Fee	-	-	50.00	-	-	-	0.00%
101-256-432062	Animal Adoption Fee	11,100.00	1,225.00	11,425.00	9,025.00	-	2,075.00	81.31%
101-256-432061	Pet Impoundment Fee	12,000.00	465.00	5,925.00	6,735.00	-	5,265.00	56.13%
101-256-432029	Police Reports Fee	5,250.00	252.00	4,453.00	2,674.30	-	2,575.70	50.94%
TOTAL Fees		2,426,489.00	332,748.07	1,733,803.49	1,874,053.72	-	552,435.28	77.23%
Fines								
101-152-451000	Municipal Court Fines	300,000.00	32,515.30	260,902.23	299,837.90	-	162.10	99.95%
101-152-451003	Arrest Fee	15,000.00	1,091.51	8,173.21	10,141.39	-	4,858.61	67.61%
101-152-451004	Expunction Fee	-	-	-	200.00	-	(200.00)	0.00%
101-152-451005	Warrant Fees	36,000.00	3,696.72	27,307.59	26,836.83	-	9,163.17	74.55%
101-152-451006	Officer Jury Fee	200.00	-	-	-	-	200.00	0.00%
101-152-451007	Restitution Fee-Local	-	-	-	(1,444.98)	-	1,444.98	0.00%
101-152-451008	Judicial Fee-City	240.00	7.20	111.78	75.73	-	164.27	31.55%
101-152-451009	Traffic Fine Costs TTL	3,500.00	471.98	3,260.22	4,309.63	-	(809.63)	123.13%
101-152-451010	Juvenile Case Mgmt Fee	1,800.00	60.00	936.57	631.16	-	1,168.84	35.06%

CITY OF SCHERTZ

REVENUE REPORT (UNAUDITED)

AS OF June 30, 2026

101 GENERAL FUND		CURRENT BUDGET	CURRENT PERIOD	PRIOR YEAR Y-T-D	Y-T-D ACTUAL	Y-T-D ENCUMBRANCE	BUDGET BALANCE	% OF BUDGET
REVENUES								
101-152-451011	Truancy Fees	6,500.00	1,190.47	8,560.97	10,777.61	-	(4,277.61)	165.81%
101-152-451012	Local Municipal Jury Fund	200.00	23.66	168.59	213.57	-	(13.57)	106.79%
101-152-451013	Technology Fund Fee	8,400.00	993.16	7,525.15	8,113.76	-	286.24	96.59%
101-152-451014	Security Fee	9,000.00	1,193.83	8,849.07	10,852.07	-	(1,852.07)	120.58%
101-152-451015	Time Payment Fee-City	3,000.00	299.33	2,490.99	2,955.47	-	44.53	98.52%
101-152-451016	State Fines 10% Service Fee	18,000.00	-	11,518.76	17,909.82	-	90.18	99.50%
101-152-451017	DPS Payment-Local	3,000.00	226.30	1,976.00	1,904.00	-	1,096.00	63.47%
101-152-451018	Child Safety Fee	3,000.00	553.84	2,489.09	8,251.76	-	(5,251.76)	275.06%
101-152-451019	Local Youth Diversion Program	-	-	-	130.00	-	(130.00)	0.00%
TOTAL Fines		407,840.00	42,323.30	344,270.22	401,695.72	-	6,144.28	98.49%
Inter-Jurisdictional								
101-257-473100	Bexar Co - Fire	21,000.00	-	-	-	-	21,000.00	0.00%
101-257-473101	City of Seguin-Fire Contract	30,000.00	7,333.34	30,000.17	36,666.70	-	(6,666.70)	122.22%
101-665-473102	Guadalupe Co-Library	228,010.00	40,501.66	178,507.53	182,257.47	-	45,752.53	79.93%
101-665-473104	Library Services-Cibolo	40,000.00	-	80,000.00	80,000.00	-	(40,000.00)	200.00%
101-665-473105	Library Services-Selma	24,000.00	-	54,390.00	59,790.00	-	(35,790.00)	249.13%
101-256-473108	Dispatch Service-Cibolo	493,023.00	129,565.31	286,534.10	259,130.62	-	233,892.38	52.56%
101-256-473109	School Crossing Guard-Bexar Co	50,000.00	9,731.30	41,549.92	42,092.99	-	7,907.01	84.19%
101-256-473110	School Cross Guard-Guadalupe C	50,000.00	4,246.24	36,514.73	36,705.36	-	13,294.64	73.41%
101-256-473111	School Crossing Guards - Comal	20,000.00	18,178.15	16,638.69	18,178.15	-	1,821.85	90.89%
101-256-473112	School Officer Funding	1,393,673.00	193,368.29	282,541.12	386,736.58	-	1,006,936.42	27.75%
TOTAL Inter-Jurisdictional		2,349,706.00	402,924.29	1,006,676.26	1,101,557.87	-	1,248,148.13	46.88%
Fund Transfers								
101-101-480700	Indirect Costs-EMS	244,021.00	20,335.08	174,300.03	183,015.72	-	61,005.28	75.00%
101-101-480701	Indirect Costs-Hotel/Motel	89,940.00	7,495.00	62,232.03	67,455.00	-	22,485.00	75.00%
101-101-480705	Interfund Charges-Drainage-5%	275,000.00	22,916.67	206,250.03	206,250.03	-	68,749.97	75.00%
101-101-480703	Interfund Chrges-Admin W&S	1,567,841.00	130,653.33	1,189,261.53	1,175,880.01	-	391,960.99	75.00%
101-101-480202	Transfer In-Water&Sewer Fund	4,000.00	-	-	-	-	4,000.00	0.00%
101-101-480203	Transfer In-EMS	4,000.00	-	-	-	-	4,000.00	0.00%
101-101-480204	Transfer In-Drainage	1,000.00	-	-	-	-	1,000.00	0.00%
101-101-480706	Interfund Charges-Fleet	665,893.00	55,577.67	518,577.03	500,199.03	-	165,693.97	75.12%
101-101-480702	Interfund Charges-4B	641,703.00	-	609,080.00	641,703.00	-	-	100.00%
101-101-480000	Transfer In	-	-	220,582.12	-	-	-	0.00%
TOTAL Fund Transfers		3,493,398.00	236,977.75	2,980,282.77	2,774,502.79	-	718,895.21	79.42%

CITY OF SCHERTZ

REVENUE REPORT (UNAUDITED)

AS OF June 30, 2026

101 GENERAL FUND		CURRENT BUDGET	CURRENT PERIOD	PRIOR YEAR Y-T-D	Y-T-D ACTUAL	Y-T-D ENCUMBRANCE	BUDGET BALANCE	% OF BUDGET
REVENUES								
Miscellaneous								
101-101-491000	Interest Earned	150,000.00	20,420.96	125,293.89	127,282.89	-	22,717.11	84.86%
101-101-491200	Investment Income	800,000.00	116,124.23	527,624.28	793,184.37	-	6,815.63	99.15%
101-101-491302	Unrealized Gain/Loss-CapOne	-	(1,832.01)	51,119.88	(20,195.69)	-	20,195.69	0.00%
101-101-497002	Donations-Others	-	-	-	646.23	-	(646.23)	0.00%
101-665-497002	Donations-Public Library	5,000.00	1,607.62	5,427.67	3,826.71	-	1,173.29	76.53%
101-256-497004	Donations-Animal Control	5,000.00	415.00	4,271.72	5,072.00	-	(72.00)	101.44%
101-256-497006	Donations-Spay&Neuter	-	-	121.00	-	-	-	0.00%
101-460-497007	Donations- Parks	-	-	1.00	-	-	-	0.00%
101-460-497008	Donations-Senior Center	3,800.00	5.00	120.00	155.00	-	3,645.00	4.08%
101-460-497003	Donation - Veteran's Memorial	1,500.00	-	-	225.00	-	1,275.00	15.00%
101-256-497015	LawEnforcemtOfficersStnd&	10,000.00	-	8,999.38	8,934.91	-	1,065.09	89.35%
101-101-497000	Misc Income-Gen Fund	60,000.00	4,225.18	139,729.07	78,112.03	-	(18,112.03)	130.19%
101-256-497021	Misc Income-Police	9,000.00	25,890.63	10,782.19	36,920.21	-	(27,920.21)	410.22%
101-665-497000	Misc Income-Library	4,800.00	344.25	3,674.52	3,904.40	-	895.60	81.34%
101-256-497024	Misc Income-Animal Control	800.00	30.00	325.00	315.00	-	485.00	39.38%
101-359-497000	Misc Income-Streets Dept	40,000.00	-	26,632.80	6,081.84	-	33,918.16	15.20%
101-460-497000	Misc Income-Parks	-	(42.05)	(291.20)	1,500.82	-	(1,500.82)	0.00%
101-101-497025	Misc Income-TML Ins. Claims	50,000.00	15,424.64	25,681.89	43,314.17	-	6,685.83	86.63%
101-101-497026	Misc Income-TML WC Reimbursmnt	15,000.00	5,551.45	34,846.81	13,398.97	-	1,601.03	89.33%
101-101-497027	Misc Income-Vending Mach	2,600.00	-	2,419.40	1,321.59	-	1,278.41	50.83%
101-152-497000	Misc Income-Muni Court	-	-	(11.00)	-	-	-	0.00%
101-101-497031	Reimbursmnt-Gen Fund	-	-	-	8,127.93	-	(8,127.93)	0.00%
101-256-497029	Reimbursmt Police OT-DEA	33,000.00	-	-	-	-	33,000.00	0.00%
101-257-497030	Reimburmnt Fire-Emg Acti-OT	800,000.00	-	219,349.15	-	-	800,000.00	0.00%
101-665-497033	Reimbursement - Library	82,475.00	-	-	-	-	82,475.00	0.00%
101-877-497000	Misc Income Fleet	-	(499.43)	-	2,394.57	-	(2,394.57)	0.00%
TOTAL Miscellaneous		**2,072,975.00**	**187,665.47**	**1,201,236.45**	**1,114,522.95**	**-**	**958,452.05**	**53.76%**
TOTAL REVENUES		**52,815,416.00**	**3,587,532.63**	**45,579,815.82**	**68,642,841.50**	**(107,000.00)**	**(15,720,425.50)**	**129.76%**

GENERAL FUND
CASH IN BANK AND INVESTMENTS
AS OF June 30, 2026

Cash in Bank		
Claim on Operating Cash Pool-Checking	$	3,812,792.57
Cash in Investments		
LOGIC Investment-General Fund		39,825,161.46
LOGIC Investment-Equip Replacement		95,107.63
LOGIC Investment-Veh Replacement		641,290.25
LOGIC Investment-Air Condi Replacment		348,995.01
Hancock Investment-General Fund		931,040.30
CD - Connexus CR UN 9/17/25 to 9/18/28		249,000.00
CD - Morgan Stanley 6/10/25 to 6/11/30		244,000.00
CD - Firstbank Nashville 10/31/25 to 1/31/28		245,000.00
CD - BMW BK North Amer 10/24/25 to 10/24/28		245,000.00
CD - First GTY BK Hammond 10/24/25/ to 10/24/28		245,000.00
CD - Morgan Stanely Private 10/29/25 to 10/30/28		245,000.00
CD - Luana SVGS BK Lowa 10/31/25 to 10/31/28		245,000.00
CD - USF Fed UN Tampa 10/31/25 to 10/31/28		249,000.00
CD - Goldman Sachs BK USA 10/21/25 to 10/22/29		245,000.00
CD - JPMorgan Chase BK 10/16/25 to 4/16/30		240,000.00
CD- Farmers & Merchants 10/24/25 to 10/24/30		249,000.00
CD- Covantage CR UN 11/06/25 to 11/06/28		247,000.00
CD- Tuscon Fed CR UN 11/14/25 to 11/14/28		249,000.00
CD- Credit Human Fed CR UN 11/21/25 to 11/21/28		249,000.00
CD- TX Exchange BK 11/05/25 to 2/09/29		249,000.00
CD- UBS BK USA 11/26/25 to 11/26/29		249,000.00
CD- Lakeside BK Rockwall 11/07/25 to 11/07/30		249,000.00
CD- Direct Fed CR UN 11/20/25 to 8/21/28		249,000.00
CD- Bank WIS Dells 12/2/25 to 12/4/28		249,000.00
CD- Ally BK Sandy Utah 12/4/25 to 12/4/28		245,000.00
CD- BNY Mellon 12/24/25 to 12/24/28		245,000.00
CD- Nano Banc 01/30/26 to 01/30/29		245,000.00
CD- Amerrant 02/13/26 to 02/13/29		245,000.00
CD- Merrick Bank South 3/20/26 to 3/20/29		249,000.00
CD- Optium Bank 3/23/26 to 3/29/29		245,000.00
CD- Neighbors Fed CR UN 3/30/26 to 4/2/29		249,000.00
CD- Wells Fargo Bank 3/30/26 to 3/29/29		249,000.00
CD- EagleMark Savings Bank 4/15/26 to 4/13/29		245,000.00
CD- Enterprise BK 05/13/26 to 05/14/29		244,000.00
Total Cash in Bank & Investments	**$**	**52,806,387.22**

Sales Tax-General Fund

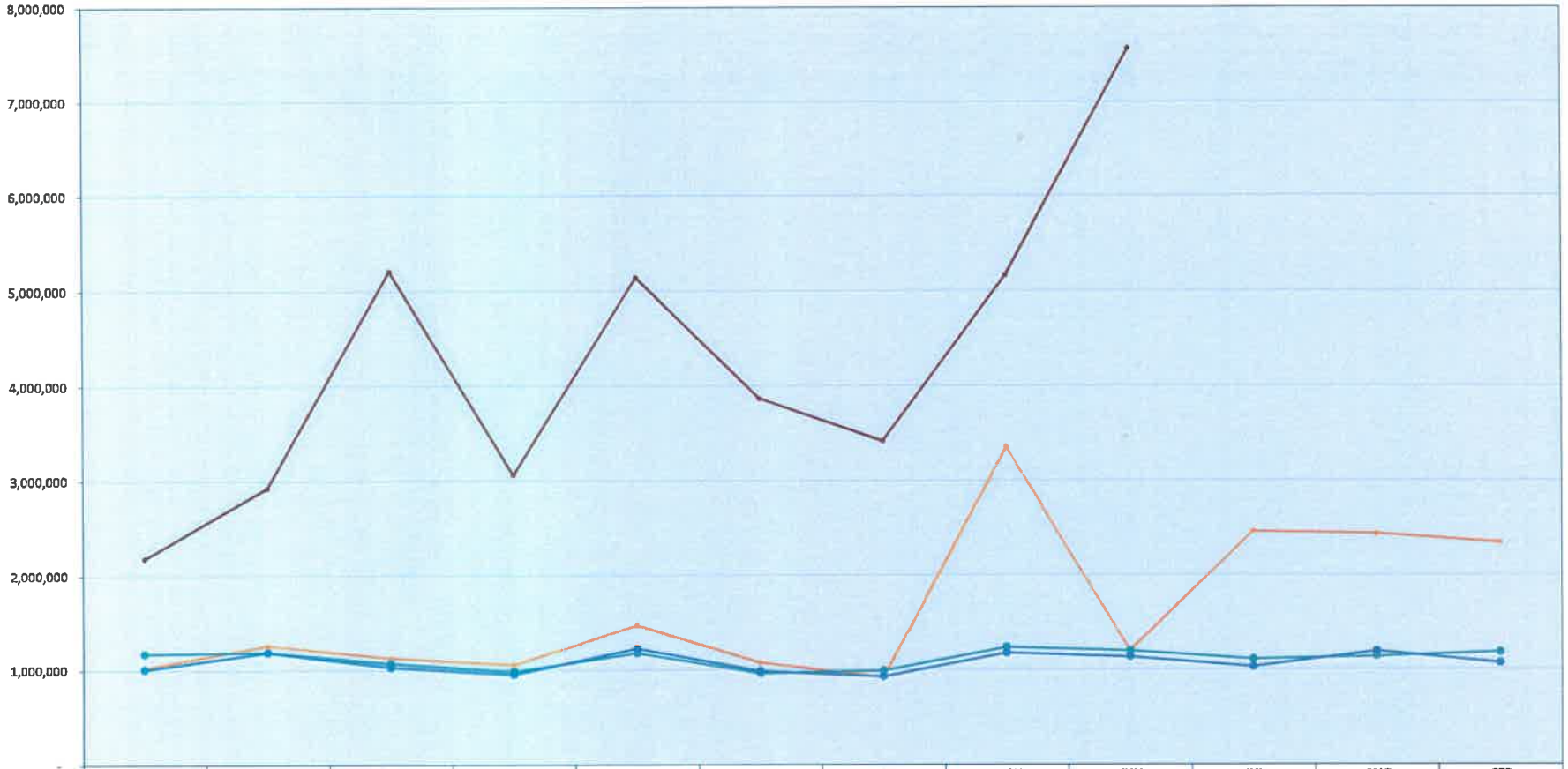

	OCT	NOV	DEC	JAN	FEB	MAR	APR	MAY	JUN	JUL	AUG	SEP
2025-26	2,183,874	2,922,069	5,211,152	3,061,262	5,143,159	3,868,551	3,417,294	5,167,183	7,565,273			
2024-25	1,023,450	1,260,179	1,129,240	1,059,753	1,471,527	1,077,599	921,980	3,344,269	1,200,874	2,459,306	2,431,299	2,341,440
2023-24	1,176,794	1,189,313	1,071,977	988,069	1,178,553	964,767	991,832	1,237,612	1,198,533	1,107,731	1,137,447	1,181,245
2022-23	1,012,285	1,191,635	1,032,144	956,099	1,227,037	989,612	930,666	1,175,108	1,134,030	1,026,350	1,192,848	1,067,895

ADVALOREM TAX

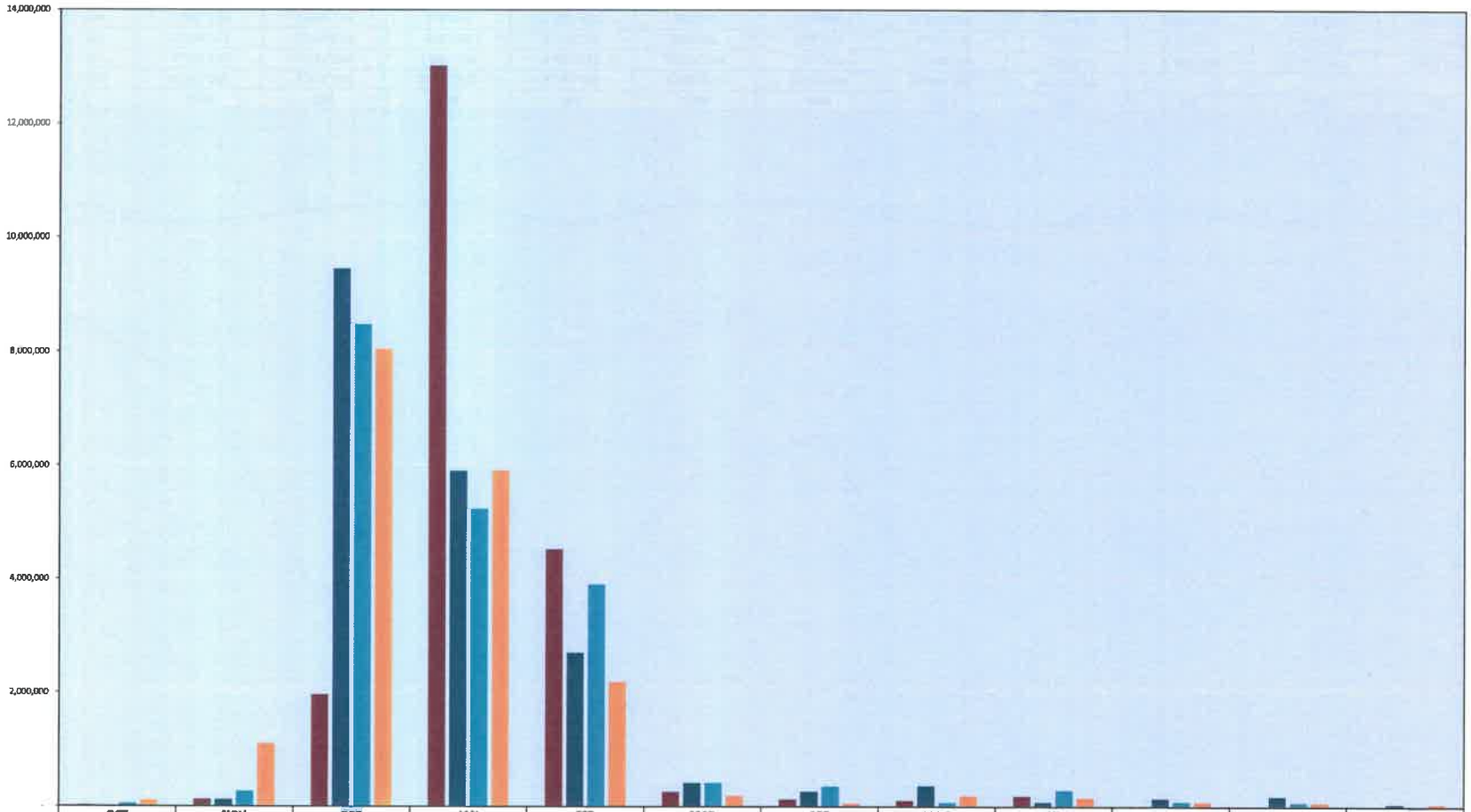

	OCT	NOV	DEC	JAN	FEB	MAR	APR	MAY	JUN	JUL	AUG	SEP
2025-26	23,161	124,610	1,954,831	13,013,039	4,513,255	257,332	119,979	102,947	182,822			
2024-25	764	114,616	9,442,946	5,896,295	2,691,346	410,049	260,902	356,300	72,701	143,003	175,443	44,548
2023-24	49,846	264,524	8,466,959	5,233,354	3,893,543	410,246	344,277	67,581	284,918	85,324	68,510	(26,712)
2022-23	103,252	1,096,390	8,035,670	5,903,515	2,176,684	188,387	54,021	186,268	155,326	78,154	63,887	45,472

CITY OF SCHERTZ

REVENUE AND EXPENSE REPORT (UNAUDITED)

AS OF: June 30, 2026

CITY OF SCHERTZ

106-SPECIAL EVENTS FUND FINANCIAL SUMMARY	CURRENT BUDGET	CURRENT PERIOD	PRIOR YEAR Y-T-D	Y-T-D ACTUAL	Y-T-D ENCUMBRANCE	BUDGET BALANCE	% OF BUDGET
REVENUE SUMMARY							
Investment Income	-	-	225.97	-	-	-	0.00%
Miscellaneous	55,000.00	-	52,612.00	66,751.87	-	(11,751.87)	121.37%
TOTAL REVENUES	55,000.00	-	52,837.97	66,751.87	-	(11,751.87)	121.37%
EXPENDITURE SUMMARY							
GENERAL GOVERNMENT							
CULTURAL							
KICK CANCER	20,000.00	-	18,032.00	17,178.54	-	2,821.46	85.89%
HAL BALDWIN SCHOLARSHIP	35,000.00	5,069.40	32,035.26	43,519.13	-	(8,519.13)	124.34%
TOTAL CULTURAL	55,000.00	5,069.40	50,067.26	60,697.67	-	(5,697.67)	110.36%
TOTAL EXPENDITURES	55,000.00	5,069.40	50,067.26	60,697.67	-	(5,697.67)	110.36%
REVENUE OVER(UNDER) EXPEND	-	(5,069.40)	2,770.71	6,054.20	-		

CITY OF SCHERTZ

REVENUE REPORT (UNAUDITED)

AS OF: June 30, 2026

CITY OF SCHERTZ

106-SPECIAL EVENTS FUND		CURRENT BUDGET	CURRENT PERIOD	PRIOR YEAR Y-T-D	Y-T-D ACTUAL	Y-T-D ENCUMBRANCE	BUDGET BALANCE	% OF BUDGET
REVENUES								
Fund Transfers								
TOTAL Fund Transfers		-	-	-	-	-	-	0.00%
Miscellaneous								
106-101-491200	Investment Income	-	-	225.97	-	-	-	0.00%
106-608-497001	Kick Cancer	20,000.00	-	18,032.00	17,163.35	-	2,836.65	85.82%
106-621-497010	Hal Baldwin Scholarship	35,000.00	-	34,580.00	49,588.52	-	(14,588.52)	141.68%
TOTAL Miscellaneous		55,000.00	-	52,837.97	66,751.87	-	(11,751.87)	121.37%
TOTAL REVENUES		55,000.00	-	52,837.97	66,751.87	-	(11,751.87)	121.37%

SPECIAL EVENTS FUND
CASH IN BANK AND INVESTMENTS

AS OF: June 30, 2026

CITY OF SCHERTZ

	Current
Cash in Bank	
Claim on Operating Cash Pool-Checking	$ 191,587.68
Cash in Investments	
Texas Class- Special Events	7.71
Total Cash in Bank & Investments	$ 191,595.39

CITY OF SCHERTZ

REVENUE AND EXPENSE REPORT (UNAUDITED)

AS OF: June 30, 2026

110-PEG FUND FINANCIAL SUMMARY	CURRENT BUDGET	CURRENT PERIOD	PRIOR YEAR Y-T-D	Y-T-D ACTUAL	Y-T-D ENCUMBRANCE	BUDGET BALANCE	% OF BUDGET
REVENUE SUMMARY							
Franchises	64,000.00	10,292.96	42,262.65	63,165.25	-	834.75	0.99
TOTAL REVENUES	64,000.00	10,292.96	42,262.65	63,165.25	-	834.75	98.70%
EXPENDITURE SUMMARY							
MISC & PROJECTS							
Projects							
Professional Services	19,000.00	-	-	-	-	19,000.00	-
Supplies and Equipment	45,000.00	-	-	-	-	45,000.00	0.00%
TOTAL MISC & PROJECTS	64,000.00	-	6,419.54	-	-	64,000.00	0.00%
TOTAL EXPENDITURES	64,000.00	-	6,419.54	-	-	64,000.00	0.00%
REVENUE OVER(UNDER) EXPEND	-	10,292.96	35,843.11	63,165.25	-	(63,165.25)	

CITY OF SCHERTZ

REVENUE REPORT (UNAUDITED)

AS OF: June 30, 2026

110-PEG FUND REVENUES		CURRENT BUDGET	CURRENT PERIOD	PRIOR YEAR Y-T-D	Y-T-D ACTUAL	Y-T-D ENCUMBRANCE	BUDGET BALANCE	% OF BUDGET
Franchises								
110-101-421350	Spectrum - PEG Fee	52,000.00	10,292.96	35,340.88	31,086.92	-	20,913.08	59.78%
110-101-421465	Direct TV PEG Fee	12,000.00	-	6,921.77	32,078.33	-	(20,078.33)	267.32%
TOTAL Franchises		64,000.00	10,292.96	42,262.65	63,165.25	-	834.75	98.70%
TOTAL Fund Transfers		-	-	-	-	-	-	0.00%
TOTAL REVENUES		64,000.00	10,292.96	42,262.65	63,165.25	-	834.75	98.70%

PEG FUND
CASH IN BANK AND INVESTMENTS
AS OF: June 30, 2026

Cash in Bank	
Cash Balance	$ 226,125.95
Total Cash in Bank & Investments	**$ 226,125.95**

CITY OF SCHERTZ

REVENUE AND EXPENSE REPORT (UNAUDITED)

AS OF: June 30, 2026

202-WATER & SEWER FINANCIAL SUMMARY	CURRENT BUDGET	CURRENT PERIOD	PRIOR YEAR Y-T-D	Y-T-D ACTUAL	Y-T-D ENCUMBRANCE	BUDGET BALANCE	% OF BUDGET
REVENUE SUMMARY							
Franchises	350,000.00	2,264.24	329,117.23	303,952.55	-	46,047.45	86.84%
Fees	33,896,500.00	2,586,169.67	23,611,604.50	22,398,068.79	-	11,498,431.21	66.08%
Fund Transfers	180,000.00	15,000.00	136,251.61	135,000.00	-	45,000.00	75.00%
Miscellaneous	444,978.00	1,559.00	382,736.25	241,343.95	-	203,634.05	54.24%
Investment Income	520,000.00	41,714.11	496,875.34	432,520.67	-	87,479.33	83.18%
TOTAL REVENUES	35,391,478.00	2,646,707.02	24,956,584.93	23,510,885.96	-	11,880,592.04	66.43%
EXPENDITURE SUMMARY							
BUSINESS OFFICE							
Personnel Services	790,826.00	51,947.02	557,367.41	561,878.85	57,154.84	171,792.31	78.28%
Supplies	341,400.00	10,164.31	118,033.29	239,097.15	50,732.29	51,570.56	84.89%
Utility Services	13,000.00	1,314.32	5,876.70	7,418.13	2,581.87	3,000.00	76.92%
Operating Expenses	413,500.00	7,987.70	406,308.31	471,916.88	177,259.90	(235,676.78)	157.00%
TOTAL BUSINESS OFFICE	1,603,726.00	71,413.35	1,199,233.31	1,309,813.01	347,728.90	(53,815.91)	103.36%
W & S ADMINISTRATION							
Personnel Services	3,492,514.00	214,668.00	2,047,833.73	2,238,195.45	209,080.58	1,045,237.97	70.07%
Supplies	4,554,637.00	313,342.61	2,293,881.52	2,873,491.74	1,460,580.58	220,564.68	95.16%
City Support Services	100.00	-	-	-	-	100.00	0.00%
Utility Services	572,222.00	46,174.07	305,830.26	329,854.38	22,778.96	219,588.66	61.63%
Operations Support	13,613,918.00	693,931.40	8,339,710.35	5,966,690.03	2,542,151.56	5,105,076.41	62.50%
Staff Support	397,000.00	3,991.70	207,788.19	150,215.93	3,357.89	243,426.18	38.68%
Fund Charges/Transfers	1,751,857.00	145,654.75	1,334,296.53	1,310,892.79	-	440,964.21	74.83%
Maintenance Services	562,750.00	18,359.17	187,242.60	347,799.69	(40,085.34)	255,035.65	54.68%
Other Costs	6,630,188.00	673,179.64	5,969,412.66	7,355,163.66	484,750.01	(1,209,725.67)	118.25%
Debt Service	109,692.00	99,792.00	69,112.82	105,896.37	-	3,795.63	96.54%
Rental/Leasing	888,000.00	5,762.50	483,672.22	228,474.50	122,525.50	537,000.00	39.53%
TOTAL PUBLIC WORKS	32,872,878.00	2,214,855.84	21,238,780.88	20,906,674.54	4,805,139.74	7,161,063.72	78.22%
MISC & PROJECTS							
PROJECTS							
TOTAL PROJECTS	2,250,000.00	-	-	5,750.00	-	2,244,250.00	0.26%
TOTAL MISC & PROJECTS	2,250,000.00	-	-	5,750.00	-	2,244,250.00	0.26%
TOTAL EXPENDITURES	36,726,604.00	2,286,269.19	22,438,014.19	22,222,237.55	5,152,868.64	9,351,497.81	74.54%
** REVENUE OVER(UNDER)EXPENSES **	(1,335,126.00)	360,437.83	2,518,570.74	1,288,648.41	(5,152,868.64)	2,529,094.23	

CITY OF SCHERTZ
REVENUE REPORT (UNAUDITED)
AS OF: June 30, 2026

202-WATER & SEWER REVENUES		CURRENT BUDGET	CURRENT PERIOD	PRIOR YEAR Y-T-D	Y-T-D ACTUAL	Y-T-D ENCUMBRANCE	BUDGET BALANCE	% OF BUDGET
Franchises								
202-575-421490	Cell Tower Leasing	350,000.00	2,264.24	329,117.23	303,952.55	-	46,047.45	86.84%
TOTAL Franchises		350,000.00	2,264.24	329,117.23	303,952.55	-	46,047.45	86.84%
Fees								
202-575-432023	Garbage Collection Fee	8,200,000.00	388,444.04	4,902,456.54	2,934,381.83	-	5,265,618.17	35.79%
202-575-432025	Recycle Fee Revenue	-	-	268,552.30	(132.64)	-	132.64	0.00%
202-575-432026	W&S Line Constructn Reimbur	1,500.00	150.00	1,100.00	1,250.00	-	250.00	83.33%
202-575-432047	Sale of Water	14,790,000.00	1,230,423.05	10,565,429.92	11,128,806.42	-	3,661,193.58	75.25%
202-575-432051	Sale of Meters	100,000.00	17,465.00	115,745.90	125,500.64	-	(25,500.64)	125.50%
202-575-432052	Sewer Charges	10,500,000.00	925,516.58	7,454,952.81	7,954,071.87	-	2,545,928.13	75.75%
202-575-432053	Water Penalties	300,000.00	23,946.00	301,242.03	252,390.67	-	47,609.33	84.13%
202-575-432058	Sale of Merchandise - GovDeals	2,500.00	-	-	-	-	2,500.00	0.00%
202-575-432089	NSF Check Fee	2,500.00	225.00	2,125.00	1,800.00	-	700.00	72.00%
TOTAL Fees		33,896,500.00	2,586,169.67	23,611,604.50	22,398,068.79	-	11,498,431.21	66.08%
Fund Transfers								
202-101-480704	Interfund Charges-Drainage	180,000.00	15,000.00	135,000.00	135,000.00	-	45,000.00	75.00%
TOTAL Fund Transfers		180,000.00	15,000.00	136,251.61	135,000.00	-	45,000.00	75.00%
Miscellaneous								
202-575-497000	Miscellaneous Income	10,000.00	285.00	42,538.79	7,589.84	-	2,410.16	75.90%
202-101-491000	Interest Earned	20,000.00	7,307.65	34,241.14	48,099.93	-	(28,099.93)	240.50%
202-101-491200	Investment Income	500,000.00	34,406.46	462,634.20	384,420.74	-	115,579.26	76.88%
202-575-497035	Misc Income-Library	14,500.00	1,274.00	9,784.66	8,454.00	-	6,046.00	58.30%
202-575-497032	Reimbursement-SSLGC Salary	420,478.00	-	330,412.80	225,300.11	-	195,177.89	53.58%
TOTAL Miscellaneous		964,978.00	43,273.11	879,611.59	673,864.62	-	291,113.38	69.83%
TOTAL REVENUES		35,391,478.00	2,646,707.02	24,956,584.93	23,510,885.96	-	11,880,592.04	66.43%

WATER & SEWER
CASH IN BANK AND INVESTMENTS
AS OF: June 30, 2026

Cash in Bank		
Claim on Operating Cash Pool-Checking	$	3,193,084.26
Cash in Investments		
Lone Star Investment-Water&Sewer		11,439,418.68
Lone Star Investment-W&S Customer Deposits		382,688.31
Lone Star Investment-W&S Equip Replacement		230,090.29
Lone Star Investment-W&S Veh Replacement		332,386.24
Schertz Bank & Trust-Certificate of Deposit		1,318,829.72
	$	13,703,413.24
Total Cash in Bank & Investments	**$**	**16,896,497.50**

CITY OF SCHERTZ

REVENUE AND EXPENSE REPORT (UNAUDITED)

AS OF: June 30, 2026

203-EMS FINANCIAL SUMMARY	CURRENT BUDGET	CURRENT PERIOD	PRIOR YEAR Y-T-D	Y-T-D ACTUAL	Y-T-D ENCUMBRANCE	BUDGET BALANCE	% OF BUDGET
REVENUE SUMMARY							
Fees	11,511,704.00	38,784.70	7,673,125.04	7,677,633.81	-	3,834,070.19	66.69%
Inter-Jurisdictional	5,406,682.00	1,168,065.00	3,304,248.52	5,043,664.96	-	363,017.04	93.29%
Investment Income	-	0.04	0.42	0.36	-	(0.36)	0.00%
Miscellaneous	142,000.00	17,901.31	184,242.21	451,371.05	-	(309,371.05)	317.87%
TOTAL REVENUES	17,060,386.00	1,224,751.05	11,161,616.19	13,172,670.18	-	3,887,715.82	77.21%
EXPENDITURE SUMMARY							
PUBLIC SAFETY							
SCHERTZ EMS							
Personnel Services	9,899,972.00	731,751.67	6,922,954.44	7,750,388.26	610,686.10	1,538,897.64	84.46%
Supplies	540,900.00	42,512.96	528,272.84	510,411.77	101,722.90	(71,234.67)	113.17%
Utility Services	152,200.00	22,910.71	116,321.41	136,752.05	292.44	15,155.51	90.04%
Operating Expenses	1,017,942.56	102,218.67	777,458.51	797,375.43	218,099.78	2,467.35	99.76%
Professional Services	158,000.00	3,290.88	85,731.01	102,122.49	12,609.37	43,268.14	72.62%
Non Operating Expenses	3,829,113.00	-	2,226,812.17	2,203,788.18	-	1,625,324.82	57.55%
Fund Charges/Transfers	610,166.00	50,513.83	454,264.56	454,624.47	-	155,541.53	74.51%
Maintenance Services	103,267.00	1,040.00	7,280.00	96,059.22	6,240.00	967.78	99.06%
Rental/Leasing	136,307.42	-	194,105.67	136,307.42	-	-	100.00%
Capital Outlay	1,146,547.00	-	142,270.50	73,250.00	51,986.14	1,021,310.86	10.92%
TOTAL PUBLIC SAFETY	17,594,414.98	954,238.72	11,455,471.11	12,261,079.29	1,001,636.73	4,331,698.96	75.38%
TOTAL EXPENDITURES	17,594,414.98	954,238.72	11,455,471.11	12,261,079.29	1,001,636.73	4,331,698.96	75.38%
** REVENUE OVER(UNDER) EXPENSES **	(534,028.98)	270,512.33	(293,854.92)	911,590.89	(1,001,636.73)	(443,983.14)	

CITY OF SCHERTZ
REVENUE REPORT (UNAUDITED)
AS OF: June 30, 2026

203-EMS REVENUES		CURRENT BUDGET	CURRENT PERIOD	PRIOR YEAR Y-T-D	Y-T-D ACTUAL	Y-T-D ENCUMBRANCE	BUDGET BALANCE	% OF BUDGET
Fees								
203-280-432034	Ambulance/Mileage Transprt Fee	11,110,204.00	(467.21)	7,350,013.10	7,348,031.03	-	3,762,172.97	66.14%
203-280-432036	Passport Membership Fees	30,000.00	345.00	22,980.00	21,290.00	-	8,710.00	70.97%
203-280-432039	EMT Class - Fees	162,500.00	25.00	136,020.68	109,843.00	-	52,657.00	67.60%
203-280-432038	CE Class - Fees	22,000.00	17,575.16	19,540.45	17,575.16	-	4,424.84	79.89%
203-280-432040	Immunization Fees	3,000.00	-	-	-	-	3,000.00	0.00%
203-280-432041	Billing Fees-External	34,000.00	385.20	23,696.61	23,916.99	-	10,083.01	70.34%
203-280-432042	Standby Fees	50,000.00	8,504.26	20,705.50	80,371.53	-	(30,371.53)	160.74%
203-280-432043	Community Services Support	50,000.00	7,701.29	62,204.90	36,908.10	-	13,091.90	73.82%
203-280-432044	MIH Services	50,000.00	4,716.00	37,963.80	39,698.00	-	10,302.00	79.40%
TOTAL Fees		11,511,704.00	38,784.70	7,673,125.04	7,677,633.81	-	3,834,070.19	66.69%
Inter-Jurisdictional								
203-280-473103	Seguin/Guadalupe Co Support	1,547,590.00	215,203.70	850,606.90	1,184,620.98	-	362,969.02	76.55%
203-280-473106	JBSA Support	694,653.00	178,873.35	519,304.23	654,132.31	-	40,520.69	94.17%
203-280-473107	Cibolo Support	794,434.00	198,608.47	496,521.18	794,433.88	-	0.12	100.00%
203-280-473114	Comal Co ESD #6	220,354.00	55,088.48	82,267.20	206,399.04	-	13,954.96	93.67%
203-280-473115	Live Oak Support	348,494.00	87,123.46	217,808.64	348,493.84	-	0.16	100.00%
203-280-473116	Universal City Support	427,859.00	106,964.86	267,412.14	427,859.44	-	(0.44)	100.00%
203-280-473117	Selma Support	255,715.00	71,919.82	159,821.82	287,679.28	-	(31,964.28)	112.50%
203-280-473118	Schertz Support	949,527.00	237,381.99	593,454.96	949,527.96	-	(0.96)	100.00%
203-280-473119	Santa Clara Support	16,966.00	4,241.59	10,603.98	16,966.36	-	(0.36)	100.00%
203-280-473120	Marion Support	26,090.00	7,338.03	16,306.74	29,352.12	-	(3,262.12)	112.50%
203-280-473121	TASPP Program	125,000.00	-	90,140.73	122,914.75	-	2,085.25	98.33%
203-280-473122	New Berlin Support	-	5,321.25	-	21,285.00	-	(21,285.00)	0.00%
TOTAL Inter-Jurisdictional		5,406,682.00	1,168,065.00	3,304,248.52	5,043,664.96	-	363,017.04	93.29%
Miscellaneous								
203-280-491200	Investment Income	-	0.04	0.42	0.36	-	(0.36)	0.00%
203-280-497002	Donations-EMS	2,000.00	10.00	100.00	291.00	-	1,709.00	14.55%
203-280-497000	Misc Income	60,000.00	3,231.59	63,784.99	340,680.13	-	(280,680.13)	567.80%
203-280-497023	Recovery of Bad Debt	20,000.00	1,316.99	19,828.01	9,008.89	-	10,991.11	45.04%
203-280-497022	Collection Agency-Bad Debt	60,000.00	13,342.73	100,529.21	101,391.03	-	(41,391.03)	168.99%
TOTAL Miscellaneous		142,000.00	17,901.35	184,242.63	451,371.41	-	(309,371.41)	317.87%
TOTAL REVENUES		17,060,386.00	1,224,751.05	11,161,616.19	13,172,670.18	-	3,887,715.82	77.21%

CITY OF SCHERTZ
CASH IN BANK AND INVESTMENTS
AS OF: June 30, 2026

Cash in Bank	
Claim on Operating Cash Pool-Checking	$ (4,496,902.56)
Cash in Investments	
EMS-Logic	21.55
Total Cash in Bank & Investments	**$ (4,496,881.01)**

CITY OF SCHERTZ

REVENUE AND EXPENSE REPORT (UNAUDITED)

AS OF: June 30, 2026

204-DRAINAGE FINANCIAL SUMMARY	CURRENT BUDGET	CURRENT PERIOD	PRIOR YEAR Y-T-D	Y-T-D ACTUAL	Y-T-D ENCUMBRANCE	BUDGET BALANCE	% OF BUDGET
REVENUE SUMMARY							
Permits	6,000.00	150.00	7,000.00	2,050.00	-	3,950.00	34.17%
Fees	2,260,000.00	181,925.51	1,040,382.95	1,502,800.91	-	757,199.09	66.50%
Fund Transfers	18,283.00	-	-	-	-	18,283.00	0.00%
Investment Income	32,000.00	1,192.83	22,891.42	10,561.51	-	21,438.49	33.00%
TOTAL REVENUES	2,316,283.00	183,268.59	1,070,274.37	1,515,362.32	-	800,920.68	65.42%
EXPENDITURE SUMMARY							
PUBLIC WORKS							
DRAINAGE							
Personnel Services	1,023,170.00	65,492.11	451,967.00	595,970.35	27,320.78	399,878.87	60.92%
Supplies	34,550.00	384.41	8,412.17	13,545.15	2,500.00	18,504.85	46.44%
Utility Services	35,000.00	3,604.73	17,654.93	22,361.84	13,397.74	(759.58)	102.17%
Operating Expenses	40,250.00	-	4,646.38	5,719.90	-	34,530.10	14.21%
Professional Services	252,500.00	-	1,500.00	1,666.50	(227.50)	251,061.00	0.57%
Fund Charges/Transfers	580,770.00	48,314.17	434,827.53	434,827.53	-	145,942.47	74.87%
Maintenance Services	425,000.00	7,272.90	30,079.55	130,878.48	69,114.86	225,006.66	47.06%
Capital Outlay	322,500.00	-	-	-	100,778.06	221,721.94	31.25%
TOTAL DRAINAGE	2,723,740.00	125,068.32	949,087.56	1,204,969.75	212,883.94	1,305,886.31	52.06%
PROJECTS							
Professional Services	100,000.00	-	-	95,342.80	(95,342.80)	100,000.00	-
TOTAL PROJECTS	100,000.00	-	-	95,342.80	(95,342.80)	100,000.00	0.00%
TOTAL EXPENDITURES	2,823,740.00	125,068.32	949,087.56	1,300,312.55	117,541.14	1,405,886.31	50.21%
** REVENUE OVER(UNDER) EXPEND	(507,457.00)	58,200.27	121,186.81	215,049.77	(117,541.14)	(604,965.63)	

CITY OF SCHERTZ

REVENUE REPORT (UNAUDITED)

AS OF: June 30, 2026

204-DRAINAGE		CURRENT BUDGET	CURRENT PERIOD	PRIOR YEAR Y-T-D	Y-T-D ACTUAL	Y-T-D ENCUMBRANCE	BUDGET BALANCE	% OF BUDGET
REVENUES								
Permits								
204-579-431116	Floodplain Permit	6,000.00	150.00	7,000.00	2,050.00	-	3,950.00	34.17%
TOTAL Permits		6,000.00	150.00	7,000.00	2,050.00	-	3,950.00	34.17%
Fees								
204-579-432054	Drainage Penalties	10,000.00	1,152.22	4,151.44	11,235.70	-	(1,235.70)	112.36%
204-579-432055	Drainage Fee	2,250,000.00	180,773.29	1,036,231.51	1,491,565.21	-	758,434.79	66.29%
TOTAL Fees		2,260,000.00	181,925.51	1,040,382.95	1,502,800.91	-	757,199.09	66.50%
Fund Transfers								
204-579-480101	Transfer In - General Fund	18,283.00	-	-	-	-	18,283.00	0.00%
TOTAL Funds Transfers		18,283.00	-	-	-	-	18,283.00	0.00%
Miscellaneous								
204-579-491000	Interest Earned	2,000.00	284.38	2,703.21	1,207.75	-	792.25	60.39%
204-579-491200	Investment Income	30,000.00	908.45	20,188.21	9,353.76	-	20,646.24	31.18%
TOTAL Miscellaneous		32,000.00	1,193.08	22,891.42	10,511.41	-	21,488.59	32.85%
TOTAL REVENUES		2,316,283.00	183,268.59	1,070,274.37	1,515,362.32	-	800,920.68	65.42%

DRAINAGE
CASH IN BANK AND INVESTMENTS
AS OF: June 30, 2026

Cash in Bank		
Claim on Operating Cash Pool-Checking	$	132,703.08
Cash in Investments		
Lone Star Investment-Drainage Maint Fund		290,051.82
Total Cash in Bank & Investments	**$**	**422,754.90**

CITY OF SCHERTZ

REVENUE AND EXPENSE REPORT (UNAUDITED)

AS OF: June 30, 2026

314-HOTEL TAX	CURRENT BUDGET	CURRENT PERIOD	PRIOR YEAR Y-T-D	Y-T-D ACTUAL	Y-T-D ENCUMBRANCE	BUDGET BALANCE	% OF BUDGET
FINANCIAL SUMMARY							
REVENUE SUMMARY							
Taxes	1,100,000.00	129,779.03	668,757.88	529,259.53	-	570,740.47	48.11%
Investment Income	126,500.00	13,791.06	121,781.15	123,166.93	-	3,333.07	97.37%
TOTAL REVENUES	1,226,500.00	143,570.09	790,539.03	652,426.46	-	574,073.54	53.19%
EXPENDITURE SUMMARY							
NONDEPARTMENTAL							
Operating Expenses	104,322.00	28,404.31	31,727.81	76,513.56	-	27,808.44	73.34%
Professional Services	1,000.00	-	1,000.00	648.00	-	352.00	64.80%
Fund Charges/Transfers	-	7,495.00	62,232.03	67,455.00	-	(67,455.00)	0.00%
Maintenance Services	25,000.00	-	-	-	-	25,000.00	0.00%
Capital Outlay	40,000.00	-	4,758.16	40,472.40	(3,146.80)	2,674.40	93.31%
TOTAL NONDEPARTMENTAL	170,322.00	35,899.31	99,718.00	185,088.96	(3,146.80)	(11,620.16)	106.82%
TOTAL GENERAL GOVERNMENT	170,322.00	35,899.31	99,718.00	185,088.96	(3,146.80)	(11,620.16)	106.82%
MISC & PROJECTS							
PROJECTS							
TOTAL PROJECTS	-	-	78,400.00	-	-	-	0.00%
TOTAL MISC & PROJECTS	-	-	78,400.00	-	-	-	0.00%
TOTAL EXPENDITURES	170,322.00	35,899.31	178,118.00	185,088.96	(3,146.80)	(11,620.16)	106.82%
REVENUE OVER(UNDER) EXPENDITURE	1,056,178.00	107,670.78	612,421.03	467,337.50	3,146.80	585,693.70	

HOTEL OCCUPANCY TAX FUND
CASH IN BANK AND INVESTMENTS
AS OF: June 30, 2026

Cash in Bank		
Claim on Operating Cash Pool-Checking	$	127,397.39
Cash in Investments		
Texas Class - Hotel Tax		4,530,694.98
Total Cash in Bank & Investments	$	4,658,092.37

HOTEL OCCUPANCY TAX

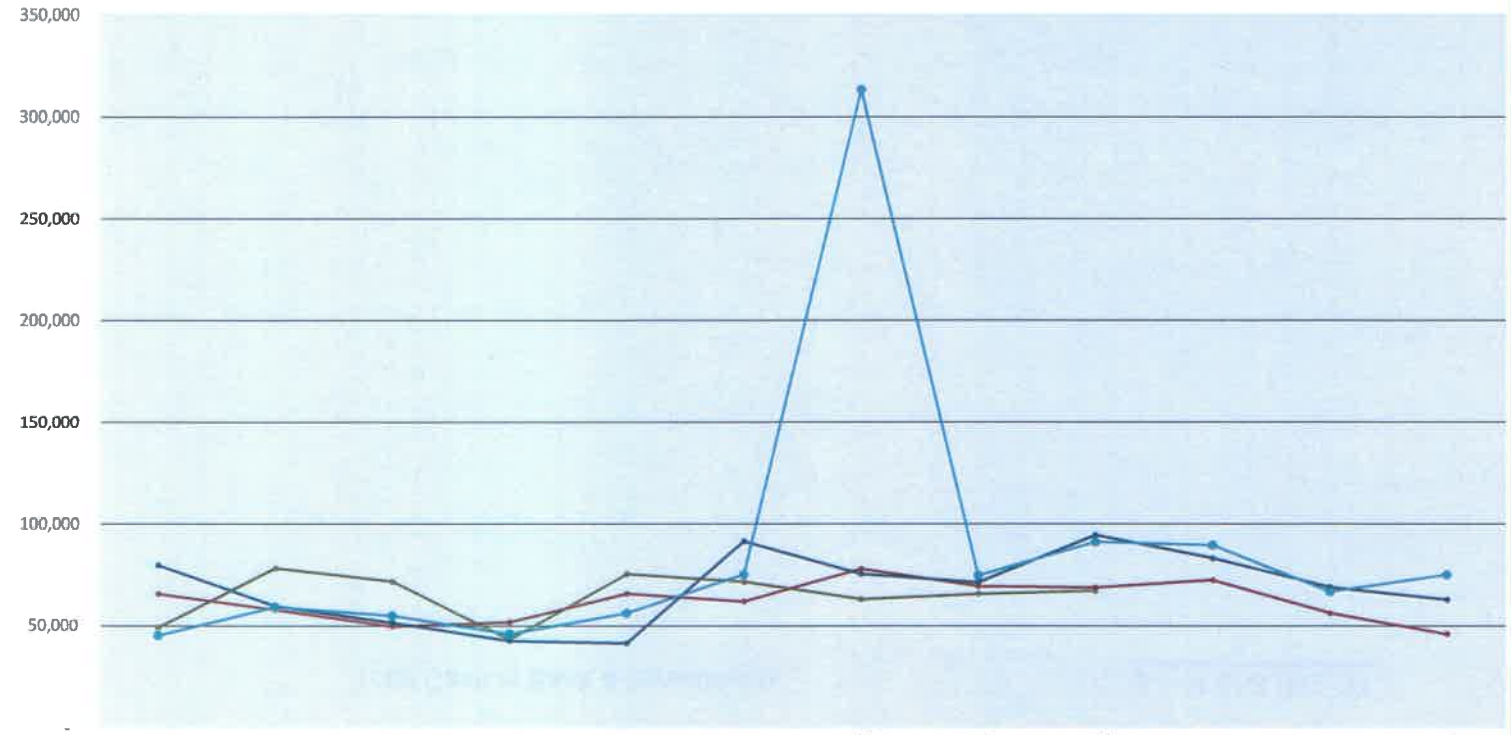

	OCT	NOV	DEC	JAN	FEB	MAR	APR	MAY	JUN	JUL	AUG	SEP
2025-26	49,294	78,209	71,794	43,430	75,390	71,573	63,152	65,745	67,149			
2024-25	65,720	58,088	49,899	52,055	65,940	62,149	77,969	69,429	68,830	72,429	56,301	46,101
2023-24	79,576	59,688	51,561	42,817	41,671	91,335	75,186	71,208	94,457	82,976	68,889	62,861
2022-23	45,268	59,237	54,980	46,118	56,190	74,993	313,177	74,439	90,866	89,341	66,631	74,851

CITY OF SCHERTZ

REVENUE AND EXPENSE REPORT (UNAUDITED)

AS OF: June 30, 2026

317-PARK FINANCIAL SUMMARY	CURRENT BUDGET	CURRENT PERIOD	PRIOR YEAR Y-T-D	Y-T-D ACTUAL	Y-T-D ENCUMBRANCE	BUDGET BALANCE	% OF BUDGET
REVENUE SUMMARY							
Fees	150,000.00	-	58,000.00	19,000.00	-	131,000.00	12.67%
Investment Income	4,750.00	1,905.29	17,933.25	17,376.01	-	(12,626.01)	365.81%
TOTAL REVENUES	154,750.00	1,905.29	75,933.25	36,376.01	-	118,373.99	23.51%
EXPENDITURE SUMMARY							
PARKLAND DEDICATION							
Capital Outlay	80,700.00	-	17,737.59	-	-	80,700.00	0.00%
TOTAL PARKLAND DEDICATION	100,000.00	-	17,737.59	-	19,300.00	80,700.00	19.30%
TOTAL EXPENDITURES	100,000.00	-	17,737.59	-	19,300.00	80,700.00	19.30%
REVENUE OVER(UNDER) EXPEND	54,750.00	1,905.29	58,195.66	36,376.01	(19,300.00)	37,673.99	

CITY OF SCHERTZ

REVENUE REPORT (UNAUDITED)

AS OF: June 30, 2026

317-PARK REVENUES		CURRENT BUDGET	CURRENT PERIOD	PRIOR YEAR Y-T-D	Y-T-D ACTUAL	Y-T-D ENCUMBRANCE	BUDGET BALANCE	% OF BUDGET
Fees								
317-301-432085	Parkland Dedication	150,000.00	-	58,000.00	19,000.00	-	131,000.00	12.67%
TOTAL Fees		150,000.00	-	58,000.00	19,000.00	-	131,000.00	12.67%
Miscellaneous								
317-101-491000	Interest Earned	750.00	120.36	995.45	782.96	-	(32.96)	104.39%
317-101-491200	Investment Income	4,000.00	1,784.93	16,937.80	16,593.05	-	(12,593.05)	414.83%
TOTAL Miscellaneous		4,750.00	1,905.29	17,933.25	17,376.01	-	(12,626.01)	365.81%
TOTAL REVENUES		154,750.00	1,905.29	75,933.25	36,376.01	-	118,373.99	23.51%

PARK FUND
CASH IN BANK AND INVESTMENTS
AS OF: June 30, 2026

	Current
Cash in Bank	
Claim on Operating Cash Pool-Checking	67,672.96
Cash in Investments	
Texas Class- Park Fund	577,514.33
Total in Investment Pool	577,514.33
Total Cash in Bank & Investments	645,187.29

CITY OF SCHERTZ

REVENUE AND EXPENSE REPORT (UNAUDITED)

AS OF: June 30, 2026

319-TREE MITIGATION FINANCIAL SUMMARY	CURRENT BUDGET	CURRENT PERIOD	PRIOR YEAR Y-T-D	Y-T-D ACTUAL	Y-T-D ENCUMBRANCE	BUDGET BALANCE	% OF BUDGET
REVENUE SUMMARY							
Fees	100,000.00	-	99,511.58	140,346.76	-	(40,346.76)	140.35%
Investment Income	49,250.00	4,874.00	43,792.21	43,136.46	-	6,113.54	87.59%
TOTAL REVENUES	149,250.00	4,874.00	143,303.79	183,483.22	-	(34,233.22)	122.94%
EXPENDITURE SUMMARY							
TREE MITIGATION							
Maintenance Services	85,000.00	6,280.00	63,495.79	17,480.00	73,900.00	(6,380.00)	107.51%
TOTAL TREE MITIGATION	85,000.00	6,280.00	63,495.79	17,480.00	73,900.00	(6,380.00)	107.51%
TOTAL EXPENDITURES	85,000.00	6,280.00	63,495.79	17,480.00	73,900.00	(6,380.00)	107.51%
REVENUE OVER(UNDER) EXPEND	64,250.00	(1,406.00)	79,808.00	166,003.22	(73,900.00)	(27,853.22)	

CITY OF SCHERTZ
REVENUE REPORT (UNAUDITED)
AS OF: June 30, 2026

319-TREE MITIGATION		CURRENT BUDGET	CURRENT PERIOD	PRIOR YEAR Y-T-D	Y-T-D ACTUAL	Y-T-D ENCUMBRANCE	BUDGET BALANCE	% OF BUDGET
REVENUES								
Fees								
319-302-432086	Tree Mitigation	100,000.00	-	99,511.58	140,346.76	-	(40,346.76)	140.35%
TOTAL Fees		100,000.00	-	99,511.58	140,346.76	-	(40,346.76)	140.35%
Miscellaneous								
319-101-491000	Interest Earned	1,250.00	22.43	378.71	705.68	-	544.32	56.45%
319-101-491200	Investment Income	48,000.00	4,851.57	43,413.50	42,430.78	-	5,569.22	88.40%
TOTAL Miscellaneous		49,250.00	4,874.00	43,792.21	43,136.46	-	6,113.54	87.59%
TOTAL REVENUES		149,250.00	4,874.00	143,303.79	183,483.22	-	(34,233.22)	122.94%

TREE MITIGATION FUND
CASH IN BANK AND INVESTMENTS
AS OF: June 30, 2026

Cash in Bank	
Claim on Operating Cash Pool-Checking	$11,413.02
Cash in Investments	
MBIA Investment-Tree Mitigation	1,569,714.19
Total Cash in Bank & Investments	**$1,581,127.21**

CITY OF SCHERTZ

REVENUE AND EXPENSE REPORT (UNAUDITED)

AS OF: June 30, 2026

411-CAPITAL RECOVERY WATER	CURRENT BUDGET	CURRENT PERIOD	PRIOR YEAR Y-T-D	Y-T-D ACTUAL	Y-T-D ENCUMBRANCE	BUDGET BALANCE	% OF BUDGET
FINANCIAL SUMMARY							
REVENUE SUMMARY							
Fees	1,000,000.00	228,948.00	1,075,589.38	1,911,913.99	-	(911,913.99)	191.19%
Investment Income	226,400.00	32,973.13	255,310.83	279,547.52	-	(53,147.52)	123.48%
TOTAL REVENUES	1,226,400.00	261,921.13	1,330,900.21	2,191,461.51	-	(965,061.51)	178.69%
EXPENDITURE SUMMARY							
GENERAL GOVERNMENT							
NONDEPARTMENTAL							
Professional Services	1,000.00	-	13,454.91	648.00	-	352.00	64.80%
TOTAL NON DEPARTMENTAL	1,000.00	-	63,454.91	648.00	-	352.00	64.80%
MISC & PROJECTS							
PROJECTS							
TOTAL MISC & PROJECTS	-	-	-	-	-	-	0.00%
TOTAL EXPENDITURES	1,000.00	-	63,454.91	648.00	-	352.00	64.80%
REVENUE OVER(UNDER) EXPENDITURES	1,225,400.00	261,921.13	1,267,445.30	2,190,813.51	-	(965,413.51)	

CITY OF SCHERTZ

REVENUE REPORT (UNAUDITED)

AS OF: June 30, 2026

411-CAPITAL RECOVERY WATER REVENUES		CURRENT BUDGET	CURRENT PERIOD	PRIOR YEAR Y-T-D	Y-T-D ACTUAL	Y-T-D ENCUMBRANCE	BUDGET BALANCE	% OF BUDGET
Fees								
411-575-432027	Cap Rcvry-Water	1,000,000.00	228,948.00	1,075,589.38	1,911,913.99	-	(911,913.99)	191.19%
TOTAL Fees		1,000,000.00	228,948.00	1,075,589.38	1,911,913.99	-	(911,913.99)	191.19%
Miscellaneous								
411-101-491000	Interest Earned	1,400.00	1,022.49	3,553.69	5,300.14	-	(3,900.14)	378.58%
411-101-491200	Investment Income	225,000.00	31,950.64	251,757.14	274,247.38	-	(49,247.38)	121.89%
TOTAL Miscellaneous		226,400.00	32,973.13	255,310.83	279,547.52	-	(53,147.52)	123.48%
TOTAL REVENUES		1,226,400.00	261,921.13	1,330,900.21	2,191,461.51	-	(965,061.51)	178.69%

CAPITAL RECOVERY WATER
CASH IN BANK AND INVESTMENTS
AS OF: June 30, 2026

Cash in Bank		
Claim on Operating Cash Pool-Checking	$	153,860.73
Cash in Investments		
Lone Star Investment-Capital Recovery Water		10,807,788.41
Total Cash in Bank & Investments	**$**	**10,961,649.14**

CITY OF SCHERTZ
REVENUE AND EXPENSE REPORT (UNAUDITED)
AS OF: June 30, 2026

421-CAPITAL RECOVERY SEWER FINANCIAL SUMMARY	CURRENT BUDGET	CURRENT PERIOD	PRIOR YEAR Y-T-D	Y-T-D ACTUAL	Y-T-D ENCUMBRANCE	BUDGET BALANCE	% OF BUDGET
REVENUE SUMMARY							
Fees	600,000.00	142,359.60	593,574.48	1,130,854.56	-	(530,854.56)	188.48%
Investment Income	201,000.00	9,346.98	136,690.76	129,504.53	-	71,495.47	64.43%
TOTAL REVENUES	801,000.00	151,706.58	730,265.24	1,260,359.09	-	(459,359.09)	157.35%
EXPENDITURE SUMMARY							
GENERAL GOVERNMENT							
NONDEPARTMENTAL							
Professional Services	14,353.00	-	13,780.29	648.00	-	13,705.00	4.51%
Fund Charges/Transfers	-	-	99,050.70	25,915.54	-	(25,915.54)	0.00%
TOTAL NON DEPARTMENTAL	14,353.00	-	112,830.99	26,563.54	-	(12,210.54)	185.07%
TOTAL EXPENDITURES	14,353.00	-	112,830.99	26,563.54	-	(12,210.54)	185.07%
REVENUE OVER(UNDER) EXPENDITURES	786,647.00	151,706.58	617,434.25	1,233,795.55	-	(447,148.55)	

CITY OF SCHERTZ
REVENUE REPORT (UNAUDITED)
AS OF: June 30, 2026

421-CAPITAL RECOVERY SEWER		CURRENT BUDGET	CURRENT PERIOD	PRIOR YEAR Y-T-D	Y-T-D ACTUAL	Y-T-D ENCUMBRANCE	BUDGET BALANCE	% OF BUDGET
REVENUES								
Fees								
421-575-432028	Cap Rcvry-Waste Water	600,000.00	142,359.60	593,574.48	1,130,854.56	-	(530,854.56)	188.48%
TOTAL Fees		600,000.00	142,359.60	593,574.48	1,130,854.56	-	(530,854.56)	188.48%
Miscellaneous								
421-101-491000	Interest Earned	1,000.00	-	45,938.61	38,873.99	-	(37,873.99)	3887.40%
421-101-491200	Investment Income	200,000.00	9,346.98	90,752.15	90,630.54	-	109,369.46	45.32%
TOTAL Miscellaneous		201,000.00	9,346.98	136,690.76	129,504.53	-	71,495.47	64.43%
TOTAL REVENUES		801,000.00	151,706.58	730,265.24	1,260,359.09	-	(459,359.09)	157.35%

CAPITAL RECOVERY SEWER
CASH IN BANK AND INVESTMENTS
AS OF: June 30, 2026

Cash in Bank		
Claim on Operating Cash Pool-Checking	$	(8,634.94)
Cash in Investments		
Lone Star Investment-Capital Recovery Sewer		2,984,312.54
Total Cash in Bank & Investments	**$**	**2,975,677.60**

CITY OF SCHERTZ
REVENUE AND EXPENSE REPORT (UNAUDITED)
AS OF: June 30, 2026

431-ROADWAY IMPACT FEE AREA 1 FINANCIAL SUMMARY	CURRENT BUDGET	CURRENT PERIOD	PRIOR YEAR Y-T-D	Y-T-D ACTUAL	Y-T-D ENCUMBRANCE	BUDGET BALANCE	% OF BUDGET
REVENUE SUMMARY							
Fees	300,000.00	99,775.95	77,349.20	468,406.51	-	(168,406.51)	156.14%
Investment Income	55,300.00	6,706.89	57,811.91	56,460.96	-	(1,160.96)	102.10%
TOTAL REVENUES	355,300.00	106,482.84	135,161.11	524,867.47	-	(169,567.47)	147.73%
EXPENDITURE SUMMARY							
GENERAL GOVERNMENT							
NONDEPARTMENTAL							
Professional Services	5,000.00	-	-	25,522.29	(25,522.29)	5,000.00	0.00%
TOTAL NON DEPARTMENTAL	5,000.00	-	-	25,522.29	(25,522.29)	5,000.00	0.00%
TOTAL MISC & PROJECTS	-	-	-	-	-	-	0.00%
TOTAL EXPENDITURES	5,000.00	-	-	25,522.29	(25,522.29)	5,000.00	0.00%
REVENUE OVER(UNDER) EXPENDITURES	350,300.00	106,482.84	135,161.11	499,345.18	25,522.29	(174,567.47)	

CITY OF SCHERTZ

REVENUE REPORT (UNAUDITED)

AS OF: June 30, 2026

431-ROADWAY IMPACT FEE AREA 1 REVENUES		CURRENT BUDGET	CURRENT PERIOD	PRIOR YEAR Y-T-D	Y-T-D ACTUAL	Y-T-D ENCUMBRANCE	BUDGET BALANCE	% OF BUDGET
Fees								
431-173-432030	CapitalRcvry-RoadwaysSrvAre	300,000.00	99,775.95	77,349.20	468,406.51	-	(168,406.51)	156.14%
TOTAL Fees		300,000.00	99,775.95	77,349.20	468,406.51	-	(168,406.51)	156.14%
Miscellaneous								
431-101-491000	Interest Earned	300.00	43.65	310.32	236.15	-	79.56	78.72%
431-101-491200	Investment Income	55,000.00	6,663.24	57,501.59	56,224.81	-	25,184.67	102.23%
TOTAL Miscellaneous		55,300.00	6,706.89	57,811.91	56,460.96	-	25,264.23	102.10%
TOTAL REVENUES		355,300.00	106,482.84	135,161.11	524,867.47	-	(143,142.28)	147.73%

ROADWAY IMPACT FEE AREA 1
CASH IN BANK AND INVESTMENTS
AS OF: June 30, 2026

Cash in Bank		
Claim on Operating Cash Pool-Checking	$	17,312.31
Cash in Investments		
Lone Star Investment-Cap Rec Streets 1		2,113,830.27
Total Cash in Bank & Investments	**$**	**2,131,142.58**

CITY OF SCHERTZ

REVENUE AND EXPENSE REPORT (UNAUDITED)

AS OF: June 30, 2026

432-ROADWAY IMPACT FEE AREA 2 FINANCIAL SUMMARY	CURRENT BUDGET	CURRENT PERIOD	PRIOR YEAR Y-T-D	Y-T-D ACTUAL	Y-T-D ENCUMBRANCE	BUDGET BALANCE	% OF BUDGET
REVENUE SUMMARY							
Fees	200,000.00	47,859.35	21,419.68	63,335.16	-	136,664.84	31.67%
Investment Income	27,650.00	2,915.85	28,736.93	27,531.69	-	118.31	99.57%
TOTAL REVENUES	227,650.00	50,775.20	50,156.61	90,866.85	-	136,783.15	39.92%
EXPENDITURE SUMMARY							
GENERAL GOVERNMENT							
NONDEPARTMENTAL							
City Assistance	100,000.00	-	54,976.89	34,448.83	58,345.92	7,205.25	92.79%
Professional Services	5,000.00	-	-	25,522.31	(25,522.31)	5,000.00	0.00%
TOTAL NON DEPARTMENTAL	105,000.00	-	54,976.89	59,971.14	32,823.61	12,205.25	88.38%
TOTAL EXPENDITURES	105,000.00	-	54,976.89	59,971.14	32,823.61	12,205.25	88.38%
REVENUE OVER(UNDER) EXPENDITURES	122,650.00	50,775.20	(4,820.28)	30,895.71	(32,823.61)	124,577.90	

CITY OF SCHERTZ

REVENUE REPORT (UNAUDITED)

AS OF: June 30, 2026

432-ROADWAY IMPACT FEE AREA 2		CURRENT BUDGET	CURRENT PERIOD	PRIOR YEAR Y-T-D	Y-T-D ACTUAL	Y-T-D ENCUMBRANCE	BUDGET BALANCE	% OF BUDGET
REVENUES								
Fees								
432-173-432031	CapitalRcvry-RoadwaysSrvAre	200,000.00	47,859.35	21,419.68	63,335.16	-	136,664.84	31.67%
TOTAL Fees		200,000.00	47,859.35	21,419.68	63,335.16	-	136,664.84	31.67%
Miscellaneous								
432-101-491000	Interest Earned	150.00	0.35	82.84	80.32	-	69.68	53.55%
432-101-491200	Investment Income	27,500.00	2,915.50	28,654.09	27,451.37	-	48.63	99.82%
TOTAL Miscellaneous		27,650.00	2,915.85	28,736.93	27,531.69	-	118.31	99.57%
TOTAL REVENUES		227,650.00	50,775.20	50,156.61	90,866.85	-	136,783.15	39.92%

ROADWAY IMPACT FEE AREA 2
CASH IN BANK AND INVESTMENTS
AS OF: June 30, 2026

Cash in Bank		
Claim on Operating Cash Pool-Checking	$	48,049.62
Cash in Investments		
Lone Star Investment-Cap Rec Streets 2		928,065.32
Total Cash in Bank & Investments	**$**	**976,114.94**

CITY OF SCHERTZ
REVENUE AND EXPENSE REPORT (UNAUDITED)
AS OF: June 30, 2026

433-ROADWAY IMPACT FEE AREA 3 FINANCIAL SUMMARY	CURRENT BUDGET	CURRENT PERIOD	PRIOR YEAR Y-T-D	Y-T-D ACTUAL	Y-T-D ENCUMBRANCE	BUDGET BALANCE	% OF BUDGET
REVENUE SUMMARY							
Fees	350,000.00	33,700.00	360,590.00	192,525.20	-	157,474.80	55.01%
Investment Income	75,250.00	9,626.43	82,957.76	86,472.78	-	(11,222.78)	114.91%
TOTAL REVENUES	425,250.00	43,326.43	443,547.76	278,997.98	-	146,252.02	65.61%
EXPENDITURE SUMMARY							
GENERAL GOVERNMENT							
NONDEPARTMENTAL							
Professional Services	5,000.00	-	-	25,522.33	(25,522.33)	5,000.00	0.00%
TOTAL NON DEPARTMENTAL	5,000.00	-	-	25,522.33	(25,522.33)	5,000.00	0.00%
TOTAL EXPENDITURES	5,000.00	-	-	25,522.33	(25,522.33)	5,000.00	0.00%
REVENUE OVER(UNDER) EXPENDITURES	420,250.00	43,326.43	443,547.76	253,475.65	25,522.33	141,252.02	

CITY OF SCHERTZ

REVENUE REPORT (UNAUDITED)

AS OF: June 30, 2026

433-ROADWAY IMPACT FEE AREA 3 REVENUES	CURRENT BUDGET	CURRENT PERIOD	PRIOR YEAR Y-T-D	Y-T-D ACTUAL	Y-T-D ENCUMBRANCE	BUDGET BALANCE	% OF BUDGET
Fees							
433-173-432032 CapitalRcvry-RoadwaysSrvAre	350,000.00	33,700.00	360,590.00	192,525.20	-	157,474.80	55.01%
TOTAL Fees	350,000.00	33,700.00	360,590.00	192,525.20	-	157,474.80	55.01%
Miscellaneous							
433-101-491000 Interest Earned	250.00	24.84	348.87	203.65	-	46.35	81.46%
433-101-491200 Investment Income	75,000.00	9,601.59	82,608.89	86,269.13	-	(11,269.13)	115.03%
TOTAL Miscellaneous	75,250.00	9,626.43	82,957.76	86,472.78	-	(11,222.78)	114.91%
TOTAL REVENUES	425,250.00	43,326.43	443,547.76	278,997.98	-	146,252.02	65.61%

ROADWAY IMPACT FEE AREA 3
CASH IN BANK AND INVESTMENTS
AS OF: June 30, 2026

Cash in Bank		
Claim on Operating Cash Pool-Checking	$	23,662.43
Cash in Investments		
Lone Star Investment-Cap Rec Streets 3		3,085,203.22
Total Cash in Bank & Investments	$	3,108,865.65

CITY OF SCHERTZ

REVENUE AND EXPENSE REPORT (UNAUDITED)

AS OF: June 30, 2026

434-ROADWAY IMPACT FEE AREA 4 FINANCIAL SUMMARY	CURRENT BUDGET	CURRENT PERIOD	PRIOR YEAR Y-T-D	Y-T-D ACTUAL	Y-T-D ENCUMBRANCE	BUDGET BALANCE	% OF BUDGET
REVENUE SUMMARY							
Fees	3,000.00	3,370.00	-	67,400.00	-	(64,400.00)	2246.67%
Investment Income	315.00	150.35	237.84	960.82	-	(645.82)	305.02%
TOTAL REVENUES	3,315.00	3,520.35	237.84	68,360.82	-	(65,045.82)	2062.17%
EXPENDITURE SUMMARY							
GENERAL GOVERNMENT							
NONDEPARTMENTAL							
Professional Services	3,000.00	-	-	25,522.32	(25,522.32)	3,000.00	0.00%
TOTAL NON DEPARTMENTAL	3,000.00	-	-	25,522.32	(25,522.32)	3,000.00	0.00%
TOTAL EXPENDITURES	3,000.00	-	-	25,522.32	(25,522.32)	3,000.00	0.00%
REVENUE OVER(UNDER) EXPENDITURES	315.00	3,520.35	237.84	42,838.50	25,522.32	(68,045.82)	

CITY OF SCHERTZ

REVENUE REPORT (UNAUDITED)

AS OF: June 30, 2026

434-ROADWAY IMPACT FEE AREA 4		CURRENT BUDGET	CURRENT PERIOD	PRIOR YEAR Y-T-D	Y-T-D ACTUAL	Y-T-D ENCUMBRANCE	BUDGET BALANCE	% OF BUDGET
REVENUES								
Fees								
434-173-432033	CapitalRcvry-RoadwaysSrvAre	3,000.00	3,370.00	-	67,400.00	-	(64,400.00)	2246.67%
TOTAL Fees		3,000.00	3,370.00	-	67,400.00	-	(64,400.00)	2246.67%
Miscellaneous								
434-101-491000	Interest Earned	15.00	0.63	0.05	36.17	-	(21.17)	241.13%
434-101-491200	Investment Income	300.00	149.72	237.79	924.65	-	(624.65)	308.22%
TOTAL Miscellaneous		315.00	150.35	237.84	960.82	-	(645.82)	305.02%
TOTAL REVENUES		3,315.00	3,520.35	237.84	68,360.82	-	(65,045.82)	2062.17%

ROADWAY IMPACT FEE AREA 4
CASH IN BANK AND INVESTMENTS
AS OF: June 30, 2026

Cash in Bank		
Claim on Operating Cash Pool-Checking	$	3,721.65
Cash in Investments		
Lone Star Investment-Cap Rec Streets 4		45,002.52
Total Cash in Bank & Investments	**$**	**48,724.17**

CITY OF SCHERTZ

REVENUE AND EXPENSE REPORT (UNAUDITED)

AS OF: June 30 , 2026

505-TAX I&S FINANCIAL SUMMARY	CURRENT BUDGET	CURRENT PERIOD	PRIOR YEAR Y-T-D	Y-T-D ACTUAL	Y-T-D ENCUMBRANCE	BUDGET BALANCE	% OF BUDGET
REVENUE SUMMARY							
Taxes	10,270,000.00	101,592.27	9,094,978.57	9,929,394.37	-	340,605.63	96.68%
Investment Income	105,000.00	5,667.13	81,005.49	41,499.39	-	63,500.61	39.52%
Miscellaneous	100,000.00	100,000.00	100,000.00	100,000.00	-	-	100.00%
TOTAL REVENUES	10,475,000.00	207,259.40	9,280,063.32	10,073,085.46	-	401,914.54	96.16%
EXPENDITURE SUMMARY							
GENERAL GOVERNMENT							
NONDEPARTMENTAL							
Professional Services	4,200.00	-	2,400.00	2,800.00	-	1,400.00	66.67%
Debt Service	11,541,012.00	882,959.38	9,533,850.70	10,311,565.93	3,181,655.93	(1,952,209.86)	116.92%
TOTAL GENERAL GOVERNMENT	11,545,212.00	882,959.38	9,536,250.70	10,314,365.93	3,181,655.93	(1,950,809.86)	116.90%
TOTAL EXPENDITURES	11,545,212.00	882,959.38	9,536,250.70	10,314,365.93	3,181,655.93	(1,950,809.86)	116.90%
** REVENUE OVER(UNDER) EXPEND	(1,070,212.00)	(675,699.98)	(256,187.38)	(241,280.47)	(3,181,655.93)	2,352,724.40	

CITY OF SCHERTZ
REVENUE REPORT (UNAUDITED)
AS OF: June 30 , 2026

505-TAX I & S REVENUES		CURRENT BUDGET	CURRENT PERIOD	PRIOR YEAR Y-T-D	Y-T-D ACTUAL	Y-T-D ENCUMBRANCE	BUDGET BALANCE	% OF BUDGET
Taxes								
505-101-411900	Property Tax Revenue	10,270,000.00	101,592.27	9,094,978.57	9,929,394.37	-	340,605.63	96.68%
TOTAL Taxes		10,270,000.00	101,592.27	9,094,978.57	9,929,394.37	-	340,605.63	96.68%
Miscellaneous								
505-101-491000	Interest Earned	5,000.00	50.06	4,605.73	1,562.52	-	3,437.48	31.25%
505-101-491200	Investment Income	100,000.00	5,617.07	76,399.76	39,936.87	-	60,063.13	39.94%
505-101-497018	Contribution From YMCA	100,000.00	100,000.00	100,000.00	100,000.00	-	-	100.00%
505-101-480401	Transfer In - Bond Project	-	-	-	2,191.70	-	(2,191.70)	0.00%
TOTAL Miscellaneous		205,000.00	105,667.13	181,005.49	143,691.09	-	61,308.91	70.09%
TOTAL REVENUES		10,475,000.00	207,259.40	9,275,984.06	10,073,085.46	-	401,914.54	96.16%

CITY OF SCHERTZ
REVENUE AND EXPENSE REPORT (UNAUDITED)
AS OF: June 30 , 2026

505-TAX I & S

GENERAL GOVERNMENT NON DEPARTMENTAL		CURRENT BUDGET	CURRENT PERIOD	PRIOR YEAR Y-T-D	Y-T-D ACTUAL	Y-T-D ENCUMBRANCE	BUDGET BALANCE	% OF BUDGET
Professional Services								
505-101-555041	Paying Agent	4,200.00	-	2,400.00	2,800.00	-	1,400.00	66.67%
505-101-555040	Cost of Bond Issuance	-	-	-	-	-	-	0.00%
TOTAL Professional Services		4,200.00	-	2,400.00	2,800.00	-	1,400.00	66.67%
Debt Service								
505-101-555012	Bond-GO 2007 Principal	400,000.00	-	385,000.00	400,000.00	-	-	100.00%
505-101-555011	Bond-GO 2007 Interest	25,030.00	-	24,420.00	16,585.25	-	8,444.75	66.26%
505-101-555016	Bond-GO 2014 Refund-Principal	860,000.00	-	830,000.00	860,000.00	-	-	100.00%
505-101-555015	Bond-GO 2014 Refund-Interest	161,425.00	-	102,762.50	88,237.50	73,187.50	-	100.00%
505-101-555025	Bond-GO Ref 2015-Interest	37,050.00	-	18,525.00	18,525.00	18,525.00	-	100.00%
505-101-555027	Bond-GO SR2016-Principal	285,000.00	-	275,000.00	285,000.00	-	-	100.00%
505-101-555026	Bond-GO SR2016-Interest	89,206.00	-	52,953.13	47,453.13	41,753.13	(0.26)	100.00%
505-101-555033	Bond-TaxableB CO SR2016-Princi	70,000.00	-	70,000.00	70,000.00	-	-	100.00%
505-101-555032	Bond-Taxable CO SR2016-Interes	32,312.00	-	17,731.25	16,681.25	15,631.25	(0.50)	100.00%
505-101-555031	Bond-NonTaxA CO SR2016-Princip	75,000.00	-	75,000.00	75,000.00	-	-	100.00%
505-101-555030	Bond-NonTax CO SR2016-Interest	22,893.00	-	13,134.38	12,009.38	10,884.38	(0.76)	100.00%
505-101-555009	Bond-CO SR2017-Principal	185,000.00	-	185,000.00	190,000.00	-	(5,000.00)	102.70%
505-101-555008	Bond-CO SR2017 - Interest	79,050.00	-	44,462.50	41,687.50	38,837.50	(1,475.00)	101.87%
505-101-555029	Bond-GO SR2017 - Principal	190,000.00	-	180,000.00	185,000.00	-	5,000.00	97.37%
505-101-555028	Bond-GO SR2017 - Interest	80,525.00	-	43,612.50	40,912.50	38,137.50	1,475.00	98.17%
505-101-555018	Bond-GO 2018 Refund- Principal	635,000.00	-	625,000.00	635,000.00	-	-	100.00%
505-101-555017	Bond-GO 2018 Refund - Interest	34,397.00	-	27,189.00	20,564.00	13,833.00	-	100.00%
505-101-555000	Bond-CO 2018 - Principal	185,000.00	-	285,000.00	185,000.00	-	-	100.00%
505-101-555001	Bond-CO 2018 - Interest	112,388.00	125,718.75	124,137.50	184,225.00	-	(71,837.00)	163.92%
505-101-555063	Bond-GO 2018 Ref - Principal	250,000.00	-	235,000.00	250,000.00	-	-	100.00%
505-101-555064	Bond-GO 2018 Ref - Interest	136,444.00	65,096.88	148,568.76	136,443.76	-	0.24	100.00%
505-101-555003	Bond-CO 2019-Principal	305,000.00	-	290,000.00	305,000.00	-	-	100.00%
505-101-555002	Bond-CO 2019-Interest	70,975.00	32,437.50	82,875.00	70,975.00	-	-	100.00%
505-101-555020	Bond-GO 2020-Principal	345,000.00	-	330,000.00	345,000.00	-	-	100.00%
505-101-555019	Bond-GO 2020-Interest	95,963.00	44,531.25	109,462.50	95,962.50	-	0.50	100.00%

CITY OF SCHERTZ

REVENUE AND EXPENSE REPORT (UNAUDITED)

AS OF: June 30 , 2026

505-TAX I & S

GENERAL GOVERNMENT NON DEPARTMENTAL		CURRENT BUDGET	CURRENT PERIOD	PRIOR YEAR Y-T-D	Y-T-D ACTUAL	Y-T-D ENCUMBRANCE	BUDGET BALANCE	% OF BUDGET
505-101-555022	Bond-GO 2021 Ref - Principal	390,000.00	-	370,000.00	390,000.00	-	-	100.00%
505-101-555021	Bond-GO 2021 Ref - Interest	80,800.00	36,500.00	96,000.00	80,800.00	-	-	100.00%
505-101-555007	Bond-CO 2022 - Principal	195,000.00	-	190,000.00	195,000.00	-	-	100.00%
505-101-555006	Bond-CO 2022 - Interest	138,775.00	66,950.00	148,400.01	138,775.00	-	-	100.00%
505-101-555005	Bond-CO 2022A - Principal	290,000.00	-	280,000.00	290,000.00	-	-	100.00%
505-101-555004	Bond-CO 2022A - Interest	322,850.00	157,800.00	337,100.00	322,850.00	-	-	100.00%
505-101-555024	Bond-GO 2022 - Principal	655,000.00	-	625,000.00	655,000.00	-	-	100.00%
505-101-555023	Bond-GO 2022 - Interest	724,225.00	353,925.00	756,225.00	724,225.00	-	-	100.00%
505-101-555065	Bond-CO 2024 - Principal	1,740,000.00	-	1,785,000.00	1,740,000.00	-	-	100.00%
505-101-555066	Bond-CO 2024 - Interest	758,350.00	-	371,291.67	400,925.00	1,339,075.00	(981,650.00)	229.45%
505-101-555067	Principal-CO 2025	-	-	-	-	825,000.00	(825,000.00)	0.00%
505-101-555068	Interest-CO 2025	1,483,354.00	-	-	798,729.16	766,791.67	(82,166.83)	105.54%
TOTAL Debt Service		11,541,012.00	882,959.38	9,533,850.70	10,311,565.93	3,181,655.93	(1,952,209.86)	116.92%
TOTAL EXPENDITURES		11,545,212.00	882,959.38	9,536,250.70	10,314,365.93	3,181,655.93	(1,950,809.86)	116.90%

TAX I&S
CASH IN BANK AND INVESTMENTS
AS OF: June 30 , 2026

Cash in Bank		
Claim on Operating Cash Pool-Checking	$	12,741.07
Texas Class Investment- Tax I&S		2,019,910.90
Total Cash in Bank & Investments	**$**	**2,032,651.97**

CITY OF SCHERTZ

REVENUE AND EXPENSE REPORT (UNAUDITED)

AS OF: June 30 , 2026

620-SED CORPORATION FINANCIAL SUMMARY	CURRENT BUDGET	CURRENT PERIOD	PRIOR YEAR Y-T-D	Y-T-D ACTUAL	Y-T-D ENCUMBRANCE	BUDGET BALANCE	% OF BUDGET
REVENUE SUMMARY							
Taxes	7,668,608.00	1,241,976.24	7,517,752.60	18,868,035.25	-	(11,199,427.25)	246.04%
Investment Income	1,260,000.00	166,563.76	1,300,198.82	1,396,173.81	-	(136,173.81)	110.81%
TOTAL REVENUES	8,928,608.00	1,408,540.00	8,817,951.42	20,264,394.07	-	(11,335,786.07)	226.96%
EXPENDITURE SUMMARY							
NONDEPARTMENTAL							
City Assistance	15,299,100.00	50,000.00	9,335,299.17	150,730.00	-	15,148,370.00	0.99%
TOTAL NONDEPARTMENTAL	15,299,100.00	50,000.00	9,335,299.17	150,730.00	-	15,148,370.00	0.99%
ECONOMIC DEVELOPMENT							
Personel Services	41,775.00	6,871.46	14,793.96	29,603.78	-	12,171.22	70.86%
Supplies	68,725.00	7,986.08	30,237.24	38,988.09	12,000.00	17,736.91	74.19%
City Support Services	188,100.00	1,937.61	3,682.42	2,207.46	-	185,892.54	1.17%
Utility Services	1,075.00	60.24	385.85	348.31	448.70	277.99	74.14%
Operating Expenses	399,685.00	42,301.79	101,602.39	222,838.07	33,771.74	143,075.19	64.20%
Professional Services	61,300.00	-	6,836.50	38,625.00	-	22,675.00	63.01%
Fund Charges/Transfers	641,703.00	-	609,080.00	641,703.00	-	-	100.00%
TOTAL ECONO DEVELOPMENT	1,402,363.00	59,157.18	766,618.36	974,313.71	46,220.44	381,828.85	72.77%
TOTAL EXPENDITURES	16,701,463.00	109,157.18	10,101,917.53	1,125,043.71	46,220.44	15,530,198.85	7.01%
** REVENUE OVER(UNDER) EXPEND	(7,772,855.00)	1,299,382.82	(1,283,966.11)	19,139,350.36	(46,220.44)	(26,865,984.92)	

SED CORPORATION
CASH IN BANK AND INVESTMENTS
AS OF: June 30 , 2026

Cash in Bank		
Claim on Operating Cash Pool-Checking	$	393,973.09
Cash in Investments		
Texas Class Investment-Economic Development Corp		57,241,913.04
Schertz Bank & Trust-Certificate of Deposit		1,224,960.43
Schertz Bank & Trust-Certificate of Deposit		1,278,890.80
Total Cash in Bank & Investments	**$**	**60,139,737.36**

C I T Y O F S C H E R T Z

INVESTMENT REPORT

FOR JUNE 2026

C I T Y O F S C H E R T Z

INVESTMENT REPORT

FOR JUNE 2026

	Beginning Mkt Value	Deposits /Purchase	Withdrawals	Interest Earned	Mkt Appreciation/ Depreciation/ Accrued Interest	Ending Mkt Value
SUMMARY						
TOTAL OPERATIONS	$ 8,421,358.69	$ 27,900,084.82	$ (26,457,955.42)	$ 35,826.04	$ -	$ 9,899,314.13
TOTAL LOGIC	$ 109,327,877.61	$ 9,000,000.00	$ (8,777,483.24)	$ 339,772.71	$ -	$ 109,890,167.08
TOTAL LONESTAR	$ 32,352,926.17	$ 2,275,000.00	$ (230,068.23)	$ 102,078.37	$ -	$ 34,499,936.31
TOTAL TEXAS CLASS	$ 83,040,302.93	$ 4,417,000.00	$ -	$ 258,364.82	$ -	$ 87,715,667.75
TOTAL HANCOCK WHITNEY	$ 929,845.94	$ -	$ -	$ 3,329.03	$ (2,134.67)	$ 931,040.30
TOTAL C.D.s	$ 10,961,652.52	$ -	$ -	$ 26,529.17	$ (23,231.06)	$ 10,964,950.63
Totals	$ 245,033,963.86	$ 43,592,084.82	$ (35,465,506.89)	$ 765,900.14	$ (25,365.73)	$ 253,901,076.20

This investment portfolio represents a liquid and diverse holding by the City of Schertz.
The investment strategy is to hold the monthly operating funds in the bank while investing other funds. By looking at the purpose of the funds being invested, it can be determined that it is in best interest of the City to invest in securities over 1 year to maximize yield while still maintaining all collateral and other safety requirements.
This portfolio is in compliance with the City's Investment Policy and with the Public Funds Investment Act.

Finance Director

City Manager

June-26

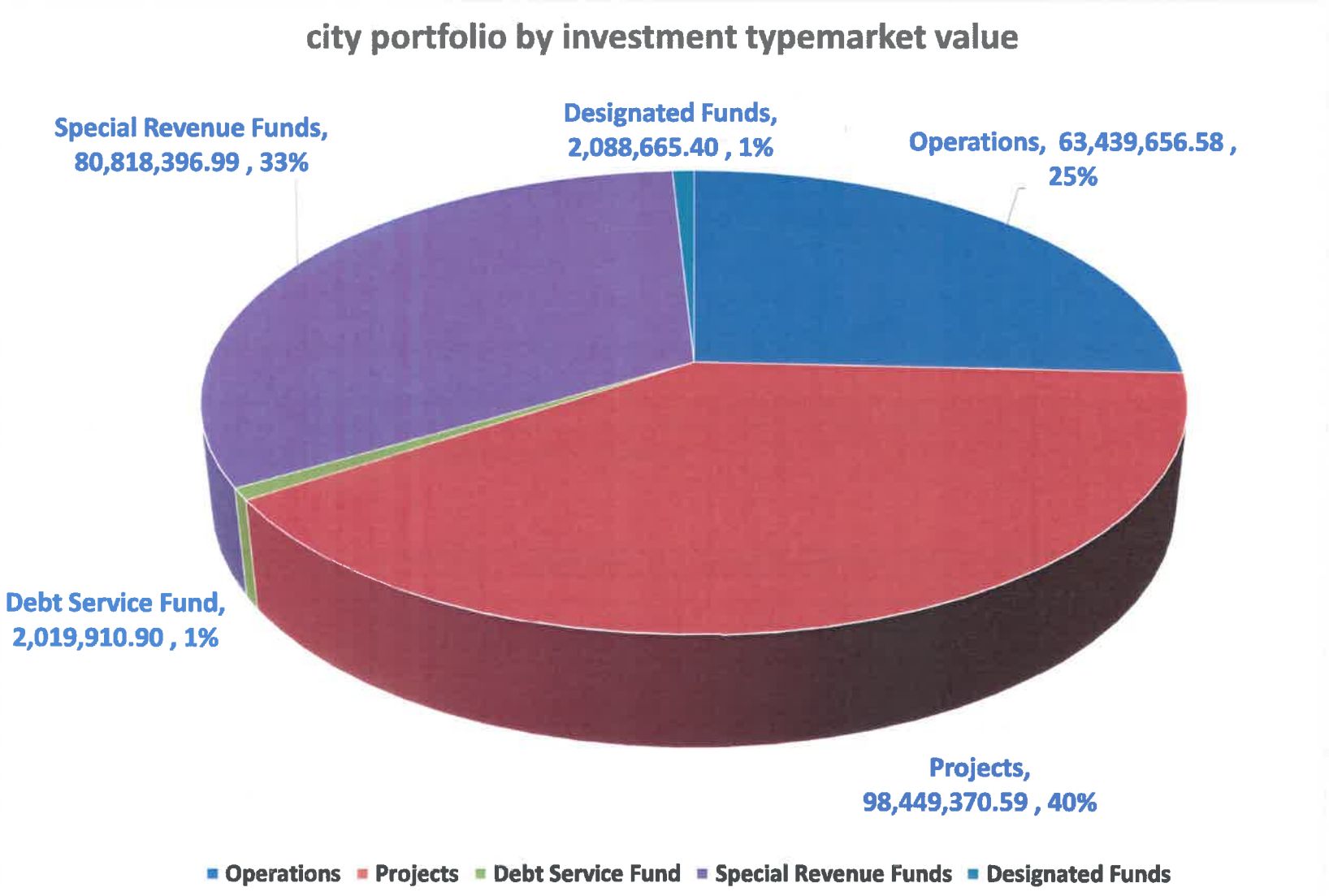
city portfolio by investment typemarket value
Special Revenue Funds, 80,818,396.99 , 33%
Designated Funds, 2,088,665.40 , 1%
Operations, 63,439,656.58 , 25%
Debt Service Fund, 2,019,910.90 , 1%
Projects, 98,449,370.59 , 40%
Operations
Projects
Debt Service Fund
Special Revenue Funds
Designated Funds

MONTHLY YIELDS FY 25

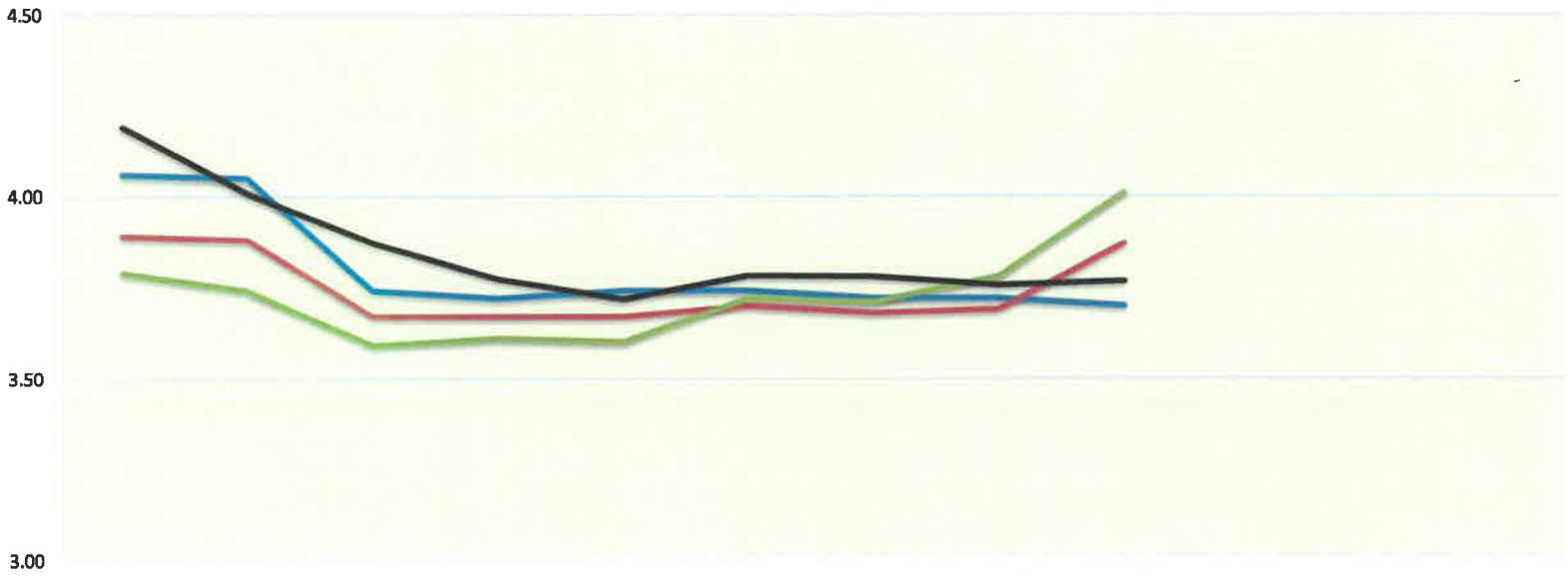

	Oct-25	Nov-25	Dec-25	Jan-26	Feb-26	Mar-26	Apr-26	May-26	Jun-26	Jul-26	Aug-26	Sep-26
	Oct-25	Nov-25	Dec-25	Jan-26	Feb-26	Mar-26	Apr-26	May-26	Jun-26	Jul-26	Aug-26	Sep-26
1 Month T-Bill	4.0600	4.0500	3.7400	3.7200	3.7400	3.7400	3.7200	3.7200	3.7000			
3 Month T-Bill	3.8900	3.8800	3.6700	3.6700	3.6700	3.7000	3.6800	3.6900	3.8700			
6 Month T-Bill	3.7900	3.7400	3.5900	3.6100	3.6000	3.7200	3.7100	3.7800	4.0100			
Schertz Portfolio	4.1905	4.0076	3.8715	3.7719	3.7169	3.7824	3.7799	3.7561	3.7675			

C I T Y O F S C H E R T Z

INVESTMENT REPORT

FOR MONTH ENDING June 26

June-26 INVESTMENT POOLS	Beginning Book Value	Yield	Deposits /Purchase	Withdrawals	Interest Earned	Ending Book Value	Ending Mkt Value	Par Value	Maturity Date	Weighted
OPERATIONS-BANK CASH										
Schertz Bank & Trust - Pooled Cash	8,205,525.70	3.6	27,889,791.86	26,457,955.42	35,826.04	9,673,188.18	9,673,188.18	9,673,188.18	N/A	32
Schertz Bank & Trust - PEG Fund	215,832.99	0	10,292.96	0.00	0.00	226,125.95	226,125.95	226,125.95	N/A	32
TOTAL OPERATIONS	8,421,358.69		27,900,084.82	26,457,955.42	35,826.04	9,899,314.13	9,899,314.13	9,899,314.13		
LOGIC										
General Fund	30,726,052.78	3.7528	9,000,000.00	0.00	99,108.68	39,825,161.46	39,825,161.46	39,825,161.46	N/A	54 Days
G/F-Equipment Replacement	94,815.14	3.7528	0.00	0.00	292.49	95,107.63	95,107.63	95,107.63	N/A	54 Days
G/F-Vehicle Replacement	639,318.07	3.7528	0.00	0.00	1,972.18	641,290.25	641,290.25	641,290.25	N/A	54 Days
G/F-Air Conditioner Replacement	347,921.74	3.7528	0.00	0.00	1,073.27	348,995.01	348,995.01	348,995.01	N/A	54 Days
FEMA PROCEEDS/CAPITAL PROJECT-404	166,617.85	3.7528	0.00	0.00	514.00	167,131.85	167,131.85	167,131.85	N/A	54 Days
EMS	21.51	3.7528	0.00	0.00	0.04	21.55	21.55	21.55	N/A	54 Days
SR2009 Bond-Street Projects(II)	607,735.04	3.7528	0.00	0.00	1,874.76	609,609.80	609,609.80	609,609.80	N/A	54 Days
GO2022	13,989,702.98	3.7528	0.00	6,723,944.76	41,770.25	7,307,528.47	7,307,528.47	7,307,528.47	N/A	54 Days
CO2022A	10,213,958.14	3.7528	0.00	1,446,680.85	31,210.14	8,798,487.43	8,798,487.43	8,798,487.43	N/A	54 Days
CO2025 FM 78 BUILD OUT	412,883.85	3.7528	0.00	0.00	1,273.69	414,157.54	414,157.54	414,157.54	N/A	54 Days
CO2025 SCHERTZ PKWY	99,269.77	3.7528	0.00	0.00	306.23	99,576.00	99,576.00	99,576.00	N/A	54 Days
CO2025 ELEVATED TANK	1,135,430.56	3.7528	0.00	0.00	3,502.62	1,138,933.18	1,138,933.18	1,138,933.18	N/A	54 Days
CO2025 PAVING LOTS	258,052.40	3.7528	0.00	0.00	796.05	258,848.45	258,848.45	258,848.45	N/A	54 Days
CO2025 E LIVE OAK GENERATOR	412,883.85	3.7528	0.00	412,883.84	1,188.61	1,188.62	1,188.62	1,188.62	N/A	54 Days
CO2025 MOONLIGHT MEADOW WL	374,692.19	3.7528	0.00	0.00	1,155.85	375,848.04	375,848.04	375,848.04	N/A	54 Days
CO2025 IH35 GROUND TANK	3,096,628.66	3.7528	0.00	0.00	9,552.51	3,106,181.17	3,106,181.17	3,106,181.17	N/A	54 Days
CO2025 FM 3009 WL REPLAC	46,449.43	3.7528	0.00	0.00	143.30	46,592.73	46,592.73	46,592.73	N/A	54 Days
CO2025 I35 NEX RELOC	8,018,122.80	3.7528	0.00	0.00	24,734.47	8,042,857.27	8,042,857.27	8,042,857.27	N/A	54 Days
CO2025 BUFFALO VALLEY SOUTH	1,528,669.26	3.7528	0.00	0.00	4,715.68	1,533,384.94	1,533,384.94	1,533,384.94	N/A	54 Days
CO2025 BOENIG ETC REHAB	3,262,457.04	3.7528	0.00	124,574.79	10,038.43	3,147,920.68	3,147,920.68	3,147,920.68	N/A	54 Days
CO2025 NORTHCLIFFE AC	1,032,209.49	3.7528	0.00	0.00	3,184.21	1,035,393.70	1,035,393.70	1,035,393.70	N/A	54 Days
CO2025 I35 MAIN	8,849,344.13	3.7528	0.00	0.00	27,298.65	8,876,642.78	8,876,642.78	8,876,642.78	N/A	54 Days
CO2025 KRAMER FARM REHAB	1,386,837.55	3.7528	0.00	69,399.00	4,263.84	1,321,702.39	1,321,702.39	1,321,702.39	N/A	54 Days
CO2025 2025 SPAM	303,191.98	3.7528	0.00	0.00	935.31	304,127.29	304,127.29	304,127.29	N/A	54 Days
CO2025 MAIN STREET	16,596,771.57	3.7528	0.00	0.00	51,198.09	16,647,969.66	16,647,969.66	16,647,969.66	N/A	54 Days
CO2025 2024 SPAM	1,155,685.52	3.7528	0.00	0.00	3,565.09	1,159,250.61	1,159,250.61	1,159,250.61	N/A	54 Days
CO2025 ROBINHOOD WAY REPL	4,572,154.31	3.7528	0.00	0.00	14,104.27	4,586,258.58	4,586,258.58	4,586,258.58	N/A	54 Days
TOTAL LOGIC	109,327,877.61		9,000,000.00	8,777,483.24	339,772.71	109,890,167.08	109,890,167.08	109,890,167.08		
LONESTAR										
Capital Recovery - Sewer	2,974,965.56	3.8226	0.00	0.00	9,346.98	2,984,312.54	2,984,312.54	2,984,312.54	N/A	49 Days
Capital Recovery - Water	10,125,837.77	3.8226	650,000.00	0.00	31,950.64	10,807,788.41	10,807,788.41	10,807,788.41	N/A	49 Days
CO2018 PARKS & TRAILS	150,800.73	3.8226	0.00	0.00	473.80	151,274.53	151,274.53	151,274.53	N/A	49 Days
CO2018 BUILDING REPAIRS	234,861.60	3.8226	0.00	224,068.23	690.85	11,484.22	11,484.22	11,484.22	N/A	49 Days
CO2018 FLEET BUILDING	1.14	3.8226	0.00	0.00	0.00	1.14	1.14	1.14	N/A	49 Days
CO2018 FM1103 UTILITY RELOCATION	43,788.59	3.8226	0.00	0.00	137.58	43,926.17	43,926.17	43,926.17	N/A	49 Days
CO2018 WATER LOOP LINES	877,416.15	3.8226	0.00	0.00	2,756.73	880,172.88	880,172.88	880,172.88	N/A	49 Days
CO2018 WATER METERS	547,875.72	3.8226	0.00	0.00	1,721.36	549,597.08	549,597.08	549,597.08	N/A	49 Days
Drainage Fund	289,143.37	3.8226	0.00	0.00	908.45	290,051.82	290,051.82	290,051.82	N/A	49 Days
GO SR2011 Soccer Fields	79,750.82	3.8226	0.00	0.00	250.57	80,001.39	80,001.39	80,001.39	N/A	49 Days
GO SR2012 Downtown Improvements	(0.00)	3.8226	0.00	0.00	0.00	0.00	0.00	0.00	N/A	49 Days
Roadway Impact Area 1	2,113,830.27	3.8226	104,000.00	0.00	6,663.24	2,224,493.51	2,224,493.51	2,224,493.51	N/A	49 Days
Roadway Impact Area 2	928,149.82	3.8226	0.00	3,000.00	2,915.50	928,065.32	928,065.32	928,065.32	N/A	49 Days
Roadway Impact Area 3	3,054,601.63	3.8226	21,000.00	0.00	9,601.59	3,085,203.22	3,085,203.22	3,085,203.22	N/A	49 Days
Roadway Impact Area 4	47,852.80	3.8226	0.00	3,000.00	149.72	45,002.52	45,002.52	45,002.52	N/A	49 Days
SE Elevated Water Tank	33,152.99	3.8226	0.00	0.00	104.16	33,257.15	33,257.15	33,257.15	N/A	49 Days
W/S-Customer Deposits	381,489.72	3.8226	0.00	0.00	1,198.59	382,688.31	382,688.31	382,688.31	N/A	49 Days
W/S-Equipment Repl/Cap.Imp	229,369.64	3.8226	0.00	0.00	720.65	230,090.29	230,090.29	230,090.29	N/A	49 Days
Water&Sewer	9,907,974.03	3.8226	1,500,000.00	0.00	31,444.65	11,439,418.68	11,439,418.68	11,439,418.68	N/A	49 Days
Water/Sewer Reserve-Cor overnight Fund	235.23	3.8226	0.00	0.00	0.74	235.97	235.97	235.97	N/A	49 Days
W/S-Vehicle Replacement	331,345.19	3.8226	0.00	0.00	1,041.05	332,386.24	332,386.24	332,386.24	N/A	49 Days
GSE Bond Antitrust Payment	483.40	3.8226	0.00	0.00	1.52	484.92	484.92	484.92	N/A	49 Days
TOTAL LONESTAR	32,352,926.17		2,275,000.00	230,068.23	102,078.37	34,499,936.31	34,499,936.31	34,499,936.31		

INVESTMENT POOLS	Beginning Book Value	Yield	Deposits /Purchase	Withdrawals	Interest Earned	Ending Book Value	Ending Mkt Value	Par Value	Maturity Date	Weighted
Tax I&S	1,797,293.83	3.7666	217,000.00	0.00	5,617.07	2,019,910.90	2,019,910.90	2,019,910.90	N/A	53 Days
Justice Forfeiture	280,364.04	3.7666	0.00	0.00	869.21	281,233.25	281,233.25	281,233.25	N/A	53 Days
Park Fund	575,729.40	3.7666	0.00	0.00	1,784.93	577,514.33	577,514.33	577,514.33	N/A	53 Days
Economic Development Corporation	53,076,531.41	3.7666	4,000,000.00	0.00	165,381.63	57,241,913.04	57,241,913.04	57,241,913.04	N/A	53 Days
Library Board	57,874.23	3.7666	0.00	0.00	179.44	58,053.67	58,053.67	58,053.67	N/A	53 Days
Tree Mitigation	1,564,862.62	3.7666	0.00	0.00	4,851.57	1,569,714.19	1,569,714.19	1,569,714.19	N/A	53 Days
Hotel Tax	4,317,268.72	3.7666	200,000.00	0.00	13,426.26	4,530,694.98	4,530,694.98	4,530,694.98	N/A	53 Days
Special Events Fund	7.71	3.7666	0.00	0.00	0.00	7.71	7.71	7.71	N/A	53 Days
ARP	46.24	3.7666	0.00	0.00	0.05	46.29	46.29	46.29	N/A	53 Days
CO 2022 FM78-3009	263,954.33	3.7666	0.00	0.00	818.36	264,772.69	264,772.69	264,772.69	N/A	53 Days
CO 2022 FM1518 Utilities	703.71	3.7666	0.00	0.00	2.14	705.85	705.85	705.85	N/A	53 Days
CO 2022 Energy Savings	1,499,448.82	3.7666	0.00	0.00	4,648.78	1,504,097.60	1,504,097.60	1,504,097.60	N/A	53 Days
CO 2024 Lower Seguin Road	5,341,754.31	3.7666	0.00	0.00	16,561.11	5,358,315.42	5,358,315.42	5,358,315.42	N/A	53 Days
CO 2024 Main Street	14,264,463.56	3.7666	0.00	0.00	44,224.27	14,308,687.83	14,308,687.83	14,308,687.83	N/A	53 Days
TOTAL TEXAS CLASS	83,040,302.93		4,417,000.00	-	258,364.82	87,715,667.75	87,715,667.75	87,715,667.75		
INVESTMENT MANAGED ACCOUNT										
Hancock Whitney General Fund	924,640.71	4.0047	0.00	0.00	3,329.03	927,918.21	931,040.30	929,377.10	N/A	650Days
TOTAL HANCOCK WHITNEY	924,640.71	4.0047	-	-	3,329.03	927,918.21	931,040.30	929,377.10		
CERTIFICATES OF DEPOSIT										
SB&T-Water&Sewer	1,318,829.72	4.0000	0.00	0.00	0.00	1,318,829.72	1,344,700.46	1,318,829.72	1/4/2027	365 Days
Schertz Economic Development Corp (1)	1,278,890.80	4.0000	0.00	0.00	0.00	1,278,890.80	1,286,318.88	1,278,890.80	5/10/2027	365 Days
Schertz Economic Development Corp (2)	1,224,960.43	4.0000	0.00	0.00	0.00	1,224,960.43	1,248,855.55	1,224,960.43	1/5/2027	365 Days
Connexus CR UN Wausau, Wis (9/18/28)	249,000.00	3.7500	0.00	0.00	0.00	249,000.00	246,440.28	249,000.00	9/18/2028	365 Days
Morgan Stanley 06/10/25 to 06/11/30	244,000.00	4.3000	0.00	0.00	0.00	244,000.00	243,499.80	244,000.00	6/11/2030	365 Days
FirstBank Nashville Tenn CFT	245,000.00	3.7000	0.00	0.00	0.00	245,000.00	243,093.90	245,000.00	1/31/2028	365 Days
BMW BK North America Salt Lake City	245,000.00	3.6000	0.00	0.00	0.00	245,000.00	241,449.95	245,000.00	10/24/2028	365 Days
First GTY BK Hammond LA CFT	245,000.00	3.8500	0.00	0.00	0.00	245,000.00	241,954.65	245,000.00	10/24/2028	365 Days
Morgan Stanley Private BK Natl	245,000.00	3.6500	0.00	0.00	0.00	245,000.00	241,758.65	245,000.00	10/30/2028	365 Days
Luana SVGS BK Iowa CFT	245,000.00	3.6000	0.00	0.00	0.00	245,000.00	241,393.60	245,000.00	10/31/2028	365 Days
USF Fed CR UN Tampa FL CFT	249,000.00	3.7500	0.00	0.00	0.00	249,000.00	246,278.43	249,000.00	10/31/2028	365 Days
Goldman Sachs BK USA NY CFT	245,000.00	3.7500	0.00	0.00	0.00	245,000.00	240,839.90	245,000.00	10/22/2029	365 Days
JPMorgan Chase BK IN A Instl CFT	240,000.00	4.0000	0.00	0.00	0.00	240,000.00	235,142.40	240,000.00	10/16/2030	365 Days
Farmers & Merchants BK Berlin WI CFT	249,000.00	3.8500	0.00	0.00	0.00	249,000.00	242,568.33	249,000.00	10/24/2030	365 Days
Direct Fed CR UN	249,000.00	3.6500	0.00	0.00	0.00	249,000.00	246,034.41	249,000.00	8/21/2028	365 Days
Covantage CR UN	247,000.00	3.6000	0.00	0.00	0.00	247,000.00	243,383.92	247,000.00	11/6/2028	365 Days
Tucson Fed CR UN	249,000.00	3.6000	0.00	0.00	0.00	249,000.00	245,359.62	249,000.00	11/14/2028	365 Days
Credit Human Fed CR UN	249,000.00	3.7000	0.00	0.00	0.00	249,000.00	245,892.48	249,000.00	11/21/2028	365 Days
Texas Exchange BK	249,000.00	3.6500	0.00	0.00	0.00	249,000.00	245,267.49	249,000.00	2/9/2029	365 Days
UBS BK USA Salt Lake City	249,000.00	3.9000	0.00	0.00	0.00	249,000.00	245,780.43	249,000.00	11/26/2029	365 Days
LakeSide BK Rockwall Texas	249,000.00	3.9000	0.00	0.00	0.00	249,000.00	242,999.10	249,000.00	11/7/2030	365 Days
Ally BK Sandy UT CTF	245,000.00	3.7500	0.00	0.00	0.00	245,000.00	242,101.65	245,000.00	12/4/2028	365 Days
Bank WIS Dells WIS CTF	249,000.00	3.8500	0.00	0.00	0.00	249,000.00	245,777.94	249,000.00	12/4/2028	365 Days
BNY Mellon N a Instl CTF	245,000.00	3.8000	0.00	0.00	0.00	245,000.00	240,879.10	245,000.00	12/24/2029	365 Days
Nano Banc	245,000.00	3.8000	0.00	0.00	0.00	245,000.00	242,241.30	245,000.00	1/30/2029	365 Days
Amerant BK NATL Colar Gables FL	245,000.00	3.7500	0.00	0.00	0.00	245,000.00	241,888.50	245,000.00	2/13/2029	365 Days
Merrick Bank	249,000.00	3.8500	0.00	0.00	0.00	249,000.00	246,340.68	249,000.00	3/20/2029	365 Days
Wells Fargo Bank NA	249,000.00	3.9500	0.00	0.00	0.00	249,000.00	246,980.61	249,000.00	3/29/2029	365 Days
Neighbors FCU	249,000.00	4.0000	0.00	0.00	0.00	249,000.00	247,291.86	249,000.00	3/30/2029	365 Days
Optum Bank Inc	245,000.00	3.8000	0.00	0.00	0.00	245,000.00	240,452.80	245,000.00	3/25/2030	365 Days
EagleMark Savings Bank	245,000.00	4.0000	0.00	0.00	0.00	245,000.00	243,233.55	245,000.00	4/13/2029	365 Days
Enterprise BK & TR Clayton, MO CFT	244,000.00	4.2000	0.00	0.00	0.00	244,000.00	242,221.24	244,000.00	5/14/2029	365 Days
Cash	10,651.24		0.00	10,651.24	26,529.17	26,529.17	26,529.17	26,529.17		
TOTAL C.D.s	10,985,332.19		-	-	26,529.17	11,001,210.12	10,964,950.63	11,001,210.12		
TOTAL PORTFOLIO	245,052,438.30	3.7675	43,592,084.82	35,476,158.13	765,900.14	253,934,213.60	253,901,076.20	253,935,672.49		67 Days

Date: 6/30/2026
General Fund (IMA)
Assets

Cash & Equivalents	Due	Maturity	Shares	Cost	Mrk Value	Projected Annual Income	Current Yield
GOLDMAN SACHS GOVERNMENT FUND-CLASS: INST (#465)			7,377.10	7,377.10	7,377.10	263.67	3.57
Total Cash & Equivalents			*7,377.10*	*7,377.10*	*7,377.10*	*263.67*	
Fixed Income							
ARLINGTON, TEX	2/15/2029	961.00	25,000.00	25,753.43	25,433.50	1,250.00	4.91
BURLESON TEXAS INDPT SCH DIST	8/1/2030	1493.00	10,000.00	9,304.95	9,055.50	201.60	2.23
DENTON, TX	8/15/2029	1142.00	5,000.00	5,108.31	5,101.25	250.00	4.90
EAGLE TXBL REF	8/15/2028	777.00	5,000.00	5,078.15	5,080.75	250.00	4.92
EAGLE TAXABLE UNLTD TAX REF	8/15/2027	411.00	10,000.00	10,040.82	10,101.70	500.00	4.95
JOSHUA TEX INDPT SCH DIST TXBL	8/15/2028	777.00	30,000.00	27,919.54	28,284.00	396.30	1.40
ROBINSON TX INDPT SCH DIST TXBL	8/15/2027	411.00	25,000.00	24,973.38	25,010.00	1,000.00	4.00
TEXAS STATE	4/1/2029	1006.00	40,000.00	40,705.40	40,300.00	2,146.80	5.33
UNITED STATES TREASURY NOTES	6/30/2029	1096.00	2,000.00	1,984.49	1,948.68	65.00	3.34
UNITED STATES TREASURY NOTES	2/29/2028	609.00	51,000.00	50,860.55	50,364.54	1,721.25	3.42
UNITED STATES TREASURY NOTES	2/15/2029	961.00	30,000.00	29,994.14	29,503.20	1,050.00	3.56
UNITED STATES TREASURY NOTES	10/15/2028	838.00	80,000.00	80,050.54	78,834.40	2,800.00	3.55
UNITED STATES TREASURY NOTES	4/30/2028	670.00	80,000.00	79,781.81	78,062.40	2,800.00	3.59
UNITED STATES TREASURY NOTES	6/15/2029	1081.00	50,000.00	50,028.96	49,953.00	2,062.50	4.13
UNITED STATES TREASURY NOTES	7/31/2028	762.00	75,000.00	75,151.01	74,947.50	3,093.75	4.13
UNITED STATES TREASURY NOTES	10/31/2027	488.00	75,000.00	75,040.79	74,955.75	3,093.75	4.13
UNITED STATES TREASURY NOTES	2/28/2029	974.00	45,000.00	45,755.27	45,093.15	1,912.50	4.24
UNITED STATES TREASURY NOTES	2/29/2028	609.00	50,000.00	49,949.41	49,867.00	2,000.00	4.01
UNITED STATES TREASURY NOTES	12/15/2026	168.00	75,000.00	75,268.47	75,174.00	3,281.25	4.36
UNITED STATES TREASURY NOTES	12/31/2029	1280.00	4,000.00	4,022.61	4,025.80	175.00	4.35
UNITED STATES TREASURY NOTES	7/15/2026	15.00	8,000.00	7,997.32	8,002.32	360.00	4.50
UNITED STATES TREASURY NOTES	5/15/2027	319.00	50,000.00	49,881.50	50,167.00	2,250.00	4.49
UNITED STATES TREASURY NOTES	10/15/2026	107.00	75,000.00	75,221.28	75,173.25	3,468.75	4.61
UNITED STATES TREASURY NOTES	4/30/2029	1035.00	2,000.00	2,000.18	2,023.90	92.50	4.57
United Tx Indep Sch Dist	8/15/2030	1507.00	20,000.00	18,668.80	18,400.60	448.60	2.44
Total Fixed Income			*922,000.00*	*920,541.11*	*914,863.19*	*36,669.55*	*4.01%*
Total Assets		**649.84**	**929,377.10**	**927,918.21**	**922,240.29**	**36,933.22**	**0.040047**

Glossary

Investment Report Terms

Par Value	This is the amount stated on the original issue of the investment that the interest paid out is based on and is the amount to be returned to the investment holder once the investment reaches the maturity date.
Shares	The original investment is sold in pieces called "Shares", each share has a stated "Par Value" and stated "Interest Rate".
Book Value	Also called "Cost", is the amount the City paid to acquire this investment. Would the "market value" at the time of purchase.
Market Value (Mkt)	Represents what we could sell our investments for today. It could be different than what we originally paid for the investment.
Interest Earned	Dollars earned on our investments. Is calculated based on the par value and the stated interest rate of the investment.
Yield	Annual projected earnings divided by the current market value. This is the City's return on investment.
Purchases	When we acquire additional investments or invest additional funds.
Withdraws	When we sell some or all of our investment and return cash to the bank.
Maturity Date	The date the investment is to be bought back at the par value and returned to the original issuer. This date is specified during the original issuance of the investment.
Weighted Average Maturity	An average maturity of a group of investments
Investment Pool	Groups combine their funds to purchase a variety of different investment types. The returns are averaged back out to investors every day based on their individual investment.
Certificates of Deposit	Is an investment type with a fixed maturity date, a specified interest rate, and can be issued for any amount. Once purchased, funds cannot be removed from this investment until the maturity date. They are generally issued by commercial banks and are insured by the Federal Deposit Insurance Corporation up to $250,000 per individual.

Monthly Statement Schertz, Texas	CITY OF SCHERTZ REVENUE AND EXPENSE REPORT (UNAUDITED) AS OF :May 31, 2026 ********** 2025 - 2026 **********				
	CURRENT BUDGET	CURRENT Y-T-D ACTUAL	Y-T-D ENCUMBR	BUDGET BALANCE	100% OF BUDGET
General Fund, 101					
Total Revenues	**52,815,416.00**	**65,055,308.87**	**(107,000.00)**	**(12,132,892.87)**	**122.97%**
Total General Government	8,996,367.00	5,787,683.04	978,048.45	2,230,635.51	75.21%
Total Public Safety	25,852,434.00	17,254,615.23	1,751,439.45	6,846,379.32	73.52%
Total Public Environment	3,036,616.00	1,230,604.69	441,937.40	1,364,073.91	55.08%
Total Parks & Recreation	4,482,773.30	2,609,877.61	461,520.75	1,411,374.94	68.52%
Total Cultural	1,558,704.00	940,486.90	97,915.19	520,301.91	66.62%
Total Internal Services	10,644,223.07	6,526,622.05	1,904,443.51	2,213,157.51	79.21%
Total Misc & Projects	150,666.00	1,818.00	(747.30)	149,595.30	0.71%
Total Expenditures	**54,721,783.37**	**34,351,707.52**	**5,634,557.45**	**14,735,518.40**	**73.07%**
Revenue Over(Under) Expenditures	**(1,906,367.37)**	30,703,601.35	**(5,741,557.45)**		
General Fund, 101 Total Cash in Bank & Investments		**46,436,535.32**			
Special Events Fund, 106					
Total Revenues	55,000.00	66,751.87	0.00	(11,751.87)	121.37%
Total Expenditures	55,000.00	55,628.27	0.00	(628.27)	101.14%
Revenue Over(Under) Expenditures	0.00	11,123.60	0.00		
Special Events Fund, 106 Total Cash in Bank & Investments		**196,664.79**			
Peg Fund, 110					
Total Revenues	64,000.00	52,872.29	0.00	11,127.71	82.61%
Total Expenditures	64,000.00	0.00	0.00	64,000.00	0.00%
Revenue Over(Under) Expenditures	0.00	52,872.29	0.00		
Peg Fund, 110 Total Cash in Bank & Investments		**215,832.99**			
Water & Sewer, 202					
Total Revenues	35,391,478.00	20,863,811.96	0.00	14,527,666.04	58.95%
Total Expenditures	36,726,604.00	19,800,604.98	6,917,735.21	10,008,263.81	72.75%
Revenue Over(Under) Expenditures	(1,335,126.00)	1,063,206.98	(6,917,735.21)		
Water & Sewer, 202 Total Cash in Bank & Investments		**16,325,002.72**			
EMS, 203					
Total Revenues	17,060,386.00	11,947,919.13	0.00	5,112,466.87	70.03%
Total Expenditures	17,594,414.96	11,308,991.45	1,105,740.53	5,179,682.98	70.56%
Revenue Over(Under) Expenditures	(534,028.96)	638,927.68	(1,105,740.53)		
EMS, 203 Total Cash in Bank & Investments		**(3,911,262.82)**			

Monthly Statement Schertz, Texas	CITY OF SCHERTZ REVENUE AND EXPENSE REPORT (UNAUDITED) AS OF :May 31, 2026 ********** 2025 - 2026 **********				
	CURRENT BUDGET	CURRENT Y-T-D ACTUAL	Y-T-D ENCUMBR	BUDGET BALANCE	100% OF BUDGET
Drainage, 204					
Total Revenues	2,316,283.00	1,332,093.73	0.00	984,189.27	57.51%
Total Expenditures	2,823,740.00	1,247,746.08	130,795.41	1,445,198.51	48.82%
Revenue Over(Under) Expenditures	(507,457.00)	84,347.65	(130,795.41)		
Drainage, 204 Total Cash in Bank & Investments		**448,760.23**			
Hotel Tax, 314					
Total Revenues	1,226,500.00	508,856.37	0.00	717,643.63	41.49%
Total Expenditures	170,322.00	149,189.65	(3,146.80)	24,279.15	85.75%
Revenue Over(Under) Expenditures	1,056,178.00	359,666.72	3,146.80		
Hotel Tax, 314 Total Cash in Bank & Investments		**4,522,017.28**			
Park, 317					
Total Revenues	154,750.00	34,470.72	0.00	120,279.28	22.28%
Total Expenditures	100,000.00	0.00	0.00	100,000.00	0.00%
Revenue Over(Under) Expenditures	54,750.00	34,470.72	0.00		
Park, 317 Total Cash in Bank & Investments		**643,282.00**			
Tree Mitigation, 319					
Total Revenues	149,250.00	178,609.22	0.00	(29,359.22)	119.67%
Total Expenditures	85,000.00	11,200.00	42,100.00	31,700.00	62.71%
Revenue Over(Under) Expenditures	64,250.00	167,409.22	(42,100.00)		
Tree Mitigation, 319 Total Cash in Bank & Investments		**1,577,453.21**			
Capital Recovery Water, 411					
Total Revenues	1,226,400.00	1,926,606.38	0.00	(700,206.38)	157.09%
Total Expenditures	1,000.00	648.00	0.00	352.00	64.80%
Revenue Over(Under) Expenditures	1,225,400.00	1,925,958.38	0.00		
Capital Recovery Water, 411 Total Cash in Bank & Investments		**10,696,794.01**			
Capital Recovery Sewer, 421					
Total Revenues	801,000.00	1,292,554.91	(1,668.00)	(489,886.91)	161.16%
Total Expenditures	14,353.00	648.00	0.00	13,705.00	4.51%
Revenue Over(Under) Expenditures	786,647.00	1,291,906.91	(1,668.00)		
Capital Recovery Sewer, 421 Total Cash in Bank & Investments		**3,007,873.42**			

Monthly Statement
Schertz, Texas

CITY OF SCHERTZ
REVENUE AND EXPENSE REPORT (UNAUDITED)
AS OF :May 31, 2026
********** 2025 - 2026 **********

	CURRENT BUDGET	CURRENT Y-T-D ACTUAL	Y-T-D ENCUMBR	BUDGET BALANCE	100% OF BUDGET
Roadway Impact Fee Area 1, 431					
Total Revenues	355,300.00	418,384.63	0.00	(63,084.63)	117.76%
Total Expenditures	5,000.00	25,522.29	(25,522.29)	5,000.00	0.00%
Revenue Over(Under) Expenditures	350,300.00	392,862.34	25,522.29		
Roadway Impact Fee Area 1, 431 Total Cash in Bank & Investments		**2,138,327.35**			
Roadway Impact Fee Area 2, 432					
Total Revenues	227,650.00	40,091.65	0.00	187,558.35	17.61%
Total Expenditures	105,000.00	59,971.14	32,823.61	12,205.25	88.38%
Revenue Over(Under) Expenditures	122,650.00	(19,879.49)	(32,823.61)		
Roadway Impact Fee Area 2, 432 Total Cash in Bank & Investments		**928,344.11**			
Roadway Impact Fee Area 3, 433					
Total Revenues	425,250.00	232,301.55	0.00	192,948.45	54.63%
Total Expenditures	5,000.00	25,522.33	(25,522.33)	5,000.00	0.00%
Revenue Over(Under) Expenditures	420,250.00	206,779.22	25,522.33		
Roadway Impact Fee Area 3, 433 Total Cash in Bank & Investments		**3,065,173.60**			
Roadway Impact Fee Area 4, 434					
Total Revenues	3,315.00	64,840.47	0.00	(61,525.47)	1955.97%
Total Expenditures	3,000.00	25,522.32	(25,522.32)	3,000.00	0.00%
Revenue Over(Under) Expenditures	315.00	39,318.15	25,522.32		
Roadway Impact Fee Area 4, 434 Total Cash in Bank & Investments		**48,208.20**			
I&S, 505					
Total Revenues	10,475,000.00	9,865,826.06	0.00	609,173.94	94.18%
Total Expenditures	11,545,212.00	9,431,406.55	3,992,777.81	(1,878,972.36)	116.27%
Revenue Over(Under) Expenditures	(1,070,212.00)	434,419.51	(3,992,777.81)		
I&S, 505 Total Cash in Bank & Investments		**1,825,392.57**			
SED Corporation, 620					
Total Revenues	8,928,608.00	19,327,169.42	0.00	(10,398,561.42)	216.46%
Total Expenditures	16,701,463.00	1,015,886.53	75,568.44	15,610,008.03	6.54%
Revenue Over(Under) Expenditures	(7,772,855.00)	18,311,282.89	(75,568.44)		
SED Corporation, 620 Total Cash in Bank & Investments		**56,231,522.37**			
Total Cash in Bank & Investments		**144,395,921.35**			

CITY OF SCHERTZ
REVENUE AND EXPENSE REPORT (UNAUDITED)
AS OF May 31, 2026

101 GENERAL FUND	CURRENT BUDGET	CURRENT PERIOD	PRIOR YEAR Y-T-D	Y-T-D ACTUAL	Y-T-D ENCUMBRANCE	BUDGET BALANCE	% OF BUDGET
REVENUES							
REVENUE SUMMARY							
Taxes	37,307,308.00	1,560,678.83	31,300,724.86	55,985,065.52	-	(18,677,757.52)	150.06%
Franchises	2,692,000.00	216,328.18	1,752,816.67	1,749,931.77	(107,000.00)	1,049,068.23	61.03%
Permits & Licenses	2,065,700.00	145,542.50	1,190,120.49	1,256,617.41	-	809,082.59	60.83%
Investment Income	950,000.00	149,634.13	626,868.14	765,558.39	-	184,441.61	80.59%
Fees	2,426,489.00	219,147.51	1,525,309.59	1,541,305.65	-	885,183.35	63.52%
Fines	407,840.00	39,185.35	296,444.21	359,372.42	-	48,467.58	88.12%
Inter-Jurisdictional	2,349,706.00	4,525.02	906,735.94	698,633.58	-	1,651,072.42	29.73%
Fund Transfers	3,493,398.00	236,977.75	2,541,324.92	2,537,525.04	-	955,872.96	72.64%
Miscellaneous	1,122,975.00	19,165.06	327,830.51	161,299.09	-	961,675.91	14.36%
TOTAL REVENUES	52,815,416.00	2,591,184.33	40,468,175.33	65,055,308.87	(107,000.00)	(12,132,892.87)	122.97%
EXPENDITURE SUMMARY							
GENERAL GOVERNMENT							
CITY COUNCIL							
Personnel Services	109,839.00	7,511.76	41,324.10	57,802.18	-	52,036.82	52.62%
Supplies	1,000.00	77.99	490.60	3,868.49	-	(2,868.49)	386.85%
Operating Expenses	102,800.00	4,420.37	166,002.70	97,481.60	36,736.58	(31,418.18)	130.56%
TOTAL CITY COUNCIL	215,639.00	12,010.12	207,817.40	159,152.27	36,736.58	19,750.15	90.84%
CITY MANAGER							
Personnel Services	1,026,058.00	82,354.18	691,001.93	698,717.69	61,016.23	266,324.08	74.04%
Supplies	1,470.00	6.58	1,893.62	1,224.28	-	245.72	83.28%
Operating Expenses	4,960.00	-	3,323.83	2,113.95	-	2,846.05	0.43
TOTAL CITY MANAGER	1,032,488.00	82,360.76	696,304.36	702,055.92	61,016.23	269,415.85	73.91%
MUNICIPAL COURT							
Personnel Services	376,400.00	30,052.94	249,185.32	258,579.42	28,056.52	89,764.06	76.15%
Supplies	1,500.00	-	519.58	824.51	-	675.49	54.97%
Operating Expenses	5,660.00	-	577.42	1,448.37	-	4,211.63	25.59%

CITY OF SCHERTZ
REVENUE AND EXPENSE REPORT (UNAUDITED)
AS OF May 31, 2026

101 GENERAL FUND	CURRENT BUDGET	CURRENT PERIOD	PRIOR YEAR Y-T-D	Y-T-D ACTUAL	Y-T-D ENCUMBRANCE	BUDGET BALANCE	% OF BUDGET
Professional Services	66,000.00	7,737.08	25,401.45	43,752.10	13,702.78	8,545.12	87.05%
Maintenance Services	2,500.00	-	607.00	960.00	-	1,540.00	38.40%
TOTAL MUNICIPAL COURT	452,060.00	37,790.02	276,290.77	305,564.40	41,759.30	104,736.30	76.83%
CUSTOMER RELATIONS-311							
Personnel Services	95,389.00	7,855.38	98,564.47	65,767.07	8,709.75	20,912.18	78.08%
Supplies	150.00	-	56.20	89.55	-	60.45	59.70%
TOTAL CUSTOMER RELATIONS-311	95,539.00	7,855.38	98,620.67	65,856.62	8,709.75	20,972.63	78.05%
PLANNING & ZONING							
Personnel Services	459,961.00	26,642.79	276,900.73	247,538.17	8,949.34	203,473.49	55.76%
Supplies	2,300.00	20.68	101.86	753.66	-	1,546.34	32.77%
Operating Expenses	250.00	-	-	54.74	-	195.26	21.90%
Professional Services	100.00	-	38.00	34.00	-	66.00	34.00%
TOTAL PLANNING & ZONING	462,611.00	26,663.47	277,040.59	248,380.57	8,949.34	205,281.09	55.63%
LEGAL SERVICES							
Operating Expenses	10,000.00	177.75	1,784.00	820.50	-	9,179.50	8.21%
Professional Services	80,000.00	4,826.55	38,526.11	39,760.83	29,123.52	11,115.65	86.11%
TOTAL LEGAL SERVICES	90,000.00	5,004.30	40,310.11	40,581.33	29,123.52	20,295.15	77.45%
ECONOMIC DEVELOPMENT							
Personnel Services	559,589.00	42,065.37	337,257.98	358,047.27	33,351.09	168,190.64	69.94%
City Assistance	1,200,000.00	-	-	-	-	1,200,000.00	0.00%
TOTAL ECONOMIC DEVELOPMENT	1,759,589.00	42,065.37	337,257.98	358,047.27	33,351.09	1,368,190.64	22.24%
CITY SECRETARY							
Personnel Services	338,221.00	27,355.54	160,896.03	226,842.62	12,028.07	99,350.31	70.63%
Supplies	2,870.00	-	5,863.05	1,637.96	-	1,232.04	57.07%
Operating Expenses	31,954.00	2,282.68	14,101.91	12,535.42	8,000.00	11,418.58	64.27%
TOTAL CITY SECRETARY	373,045.00	29,638.22	180,860.99	241,016.00	20,028.07	112,000.93	69.98%
NON-DEPARTMENTAL							
Supplies	9,000.00	4,764.34	9,391.26	8,828.11	14,980.00	(14,808.11)	264.53%
City Support Services	280,000.00	105,438.02	322,744.00	326,280.73	106,851.79	(153,132.52)	154.69%
Operating Expenses	2,149,546.00	45,060.73	1,209,196.68	1,480,670.35	288,998.34	379,877.31	82.33%
Fund Chrgs/Transfrs-Spec Events Fnd	28,818.00	-	21,813.73	-	-	28,818.00	0.00%
TOTAL NON-DEPARTMENTAL	2,467,364.00	180,405.84	1,657,348.72	2,253,541.65	524,830.13	(311,007.78)	112.60%

CITY OF SCHERTZ
REVENUE AND EXPENSE REPORT (UNAUDITED)
AS OF May 31, 2026

101 GENERAL FUND	CURRENT BUDGET	CURRENT PERIOD	PRIOR YEAR Y-T-D	Y-T-D ACTUAL	Y-T-D ENCUMBRANCE	BUDGET BALANCE	% OF BUDGET
PUBLIC AFFAIRS							
Personnel Services	409,938.00	37,532.51	244,699.94	299,221.23	30,778.95	79,937.82	80.50%
Supplies	71,900.00	898.78	49,978.43	62,230.64	(1,087.06)	10,756.42	85.04%
Operating Expenses	132,885.00	15,181.77	91,141.33	102,288.87	23,518.28	7,077.85	94.67%
Professional Services	84,650.00	4,169.00	70,094.62	48,857.34	13,533.50	22,259.16	73.70%
TOTAL PUBLIC AFFAIRS	699,373.00	57,782.06	455,914.32	512,598.08	66,743.67	120,031.25	82.84%
ENGINEERING							
Personnel Services	1,279,159.00	113,661.66	779,622.08	886,081.69	89,119.20	303,958.11	76.24%
Supplies	10,200.00	558.65	2,416.58	7,319.68	4,207.00	(1,326.68)	113.01%
Utility Services	8,500.00	1,060.41	4,626.14	5,270.23	3,274.27	(44.50)	100.52%
Operating Expenses	800.00	50.00	290.58	234.83	-	565.17	29.35%
Professional Services	50,000.00	-	62,165.29	1,982.50	50,200.30	(2,182.80)	104.37%
Capital Outlay	-	-	48,670.25	-	-	-	0.00%
TOTAL ENGINEERING	1,348,659.00	115,330.72	897,790.92	900,888.93	146,800.77	300,969.30	77.68%
TOTAL GENERAL GOVERNMENT	8,996,367.00	596,906.26	5,125,556.83	5,787,683.04	978,048.45	2,230,635.51	75.21%
PUBLIC SAFETY							
POLICE							
Personnel Services	12,354,004.00	923,000.49	7,955,469.61	7,996,199.45	915,495.63	3,442,308.92	72.14%
Supplies	286,903.00	22,516.66	190,710.95	305,501.69	(28,690.48)	10,091.79	96.48%
Utility Services	239,366.00	23,623.04	121,322.86	127,766.92	90,146.80	21,452.28	91.04%
Operating Expenses	78,205.00	275.00	42,512.37	53,330.28	-	24,874.72	68.19%
Professional Services	88,686.00	11,295.89	34,797.24	62,096.84	(3,153.56)	29,742.72	66.46%
Maintenance Services	76,147.00	5,159.00	17,216.00	11,626.00	-	64,521.00	15.27%
Rental/Leasing	892,857.00	546,344.80	319,573.12	870,108.97	-	22,748.03	97.45%
Capital Outlay	5,600.00	-	495,114.16	46,355.00	(82,503.00)	41,748.00	-645.50%
TOTAL POLICE	14,026,768.00	1,532,214.88	9,176,716.31	9,472,985.15	891,295.39	3,662,487.46	73.89%
FIRE RESCUE							
Personnel Services	8,905,278.00	673,866.05	5,539,739.03	5,967,949.51	646,125.52	2,291,202.97	74.27%
Supplies	136,652.00	18,105.60	89,746.04	128,086.32	(14,526.30)	23,091.98	83.10%
Utility Services	135,555.00	11,540.88	57,011.88	66,154.26	38,320.31	31,080.43	77.07%
Operating Expenses	43,026.00	1,394.59	12,891.86	17,880.89	-	25,145.11	41.56%
Professional Services	70,000.00	-	8,464.84	16,974.28	37,140.00	15,885.72	77.31%
Maintenance Services	95,245.00	2,504.66	24,010.02	57,910.30	-	37,334.70	60.80%
Rental/Leasing	26,900.00	26,719.06	26,719.06	26,719.06	-	180.94	99.33%
Capital Outlay	340,125.00	1,137.81	1,095,981.06	164,302.17	(29,133.06)	204,955.89	39.74%
TOTAL FIRE RESCUE	9,752,781.00	735,268.65	6,854,563.79	6,445,976.79	677,926.47	2,628,877.74	73.04%

CITY OF SCHERTZ
REVENUE AND EXPENSE REPORT (UNAUDITED)
AS OF May 31, 2026

101 GENERAL FUND	CURRENT BUDGET	CURRENT PERIOD	PRIOR YEAR Y-T-D	Y-T-D ACTUAL	Y-T-D ENCUMBRANCE	BUDGET BALANCE	% OF BUDGET
INSPECTIONS							
Personnel Services	1,402,137.00	114,007.09	866,396.03	967,589.21	107,983.05	326,564.74	76.71%
Supplies	5,460.00	652.75	1,792.30	1,468.28	-	3,991.72	26.89%
Utility Services	7,200.00	1,273.99	4,763.16	6,552.95	647.05	-	100.00%
Operating Expenses	10,850.00	-	277.96	4,530.74	5,590.00	729.26	93.28%
Professional Services	70,000.00	9,870.00	46,500.00	30,780.00	28,160.00	11,060.00	84.20%
TOTAL INSPECTIONS	1,495,647.00	125,803.83	960,247.70	1,010,921.18	142,380.10	342,345.72	77.11%
NEIGHBORHOOD SERVICES							
Personnel Services	526,138.00	40,287.29	347,623.79	317,586.39	37,585.06	170,966.55	67.51%
Supplies	10,400.00	229.46	3,833.99	1,047.72	-	9,352.28	10.07%
Utility Services	6,500.00	963.38	2,848.79	4,247.57	2,252.43	-	100.00%
Operating Expenses	1,200.00	-	39.00	178.83	-	1,021.17	14.90%
Professional Services	3,000.00	-	1,925.00	-	-	3,000.00	0.00%
Maintenance Services	30,000.00	-	2,500.00	1,671.60	-	28,328.40	5.57%
TOTAL NEIGHBORHOOD SERVICES	577,238.00	41,480.13	358,770.57	324,732.11	39,837.49	212,668.40	63.16%
TOTAL PUBLIC SAFETY	25,852,434.00	2,434,767.49	17,350,298.37	17,254,615.23	1,751,439.45	6,846,379.32	73.52%
PUBLIC ENVIRONMENT							
STREETS							
Personnel Services	1,339,924.00	99,365.58	807,314.05	836,282.56	92,293.94	411,347.50	69.30%
Supplies	229,995.00	5,654.59	80,331.60	87,867.34	1,000.00	141,127.66	38.64%
Utility Services	271,567.00	26,141.05	137,516.52	163,945.09	37,707.91	69,914.00	74.26%
Maintenance Services	1,189,130.00	19,277.06	(232,345.62)	99,061.36	251,317.55	838,751.09	29.47%
Rental/Lease	6,000.00	-	-	206.00	-	5,794.00	3.43%
TOTAL STREETS	3,036,616.00	150,438.28	1,284,327.20	1,230,604.69	441,937.40	1,364,073.91	55.08%
TOTAL PUBLIC ENVIRONMENT	3,036,616.00	150,438.28	1,284,327.20	1,230,604.69	441,937.40	1,364,073.91	55.08%
PARKS & RECREATION							
PARKS DEPARTMENT							
Personnel Services	1,614,579.30	125,904.88	896,051.48	1,033,372.03	107,313.71	473,893.56	70.65%
Supplies	173,960.00	11,458.87	87,969.87	112,906.46	-	61,053.54	64.90%
Utility Services	279,653.00	26,881.69	156,269.78	213,202.40	7,966.78	58,483.82	79.09%
Operating Expenses	343,761.00	55,533.20	128,064.86	251,673.86	103,328.00	(11,240.86)	103.27%
Professional Services	10,000.00	-	4,475.00	8,493.70	(11,278.50)	12,784.80	-27.85%
Maintenance Services	444,000.00	4,994.87	146,548.63	150,544.27	161,000.88	132,454.85	70.17%
Rental/Leasing	7,000.00	770.90	6,488.85	3,740.28	-	3,259.72	53.43%
Capital Outlay	305,000.00	13,161.15	72,848.03	99,365.17	(33,560.31)	239,195.14	21.58%
TOTAL PARKS DEPARTMENT	3,177,953.30	238,705.56	1,498,716.50	1,873,298.17	334,770.56	969,884.57	69.48%

CITY OF SCHERTZ
REVENUE AND EXPENSE REPORT (UNAUDITED)
AS OF May 31, 2026

101 GENERAL FUND	CURRENT BUDGET	CURRENT PERIOD	PRIOR YEAR Y-T-D	Y-T-D ACTUAL	Y-T-D ENCUMBRANCE	BUDGET BALANCE	% OF BUDGET
SWIM POOL							
Supplies	33,000.00	3,627.85	20,006.23	21,323.89	9,332.00	2,344.11	92.90%
Utility Services	36,345.00	1,089.89	23,111.77	34,401.80	-	1,943.20	94.65%
Maintenance Services	597,023.00	34,618.58	285,228.37	290,254.72	81,197.58	225,570.70	62.22%
TOTAL SWIM POOL	666,368.00	39,336.32	328,346.37	345,980.41	90,529.58	229,858.01	65.51%
EVENT FACILITIES							
Personnel Services	524,379.00	37,582.85	337,838.22	323,871.86	35,585.37	164,921.77	68.55%
Supplies	27,100.00	1,976.30	19,240.38	22,341.72	-	4,758.28	82.44%
Utility Services	81,323.00	6,476.52	40,352.70	42,843.52	635.24	37,844.24	53.46%
Operating Expenses	600.00	87.64	969.33	87.64	-	512.36	14.61%
Maintenance Services	5,050.00	150.00	2,002.00	1,454.29	-	3,595.71	28.80%
TOTAL EVENT FACILITIES	638,452.00	46,273.31	400,402.63	390,599.03	36,220.61	211,632.36	66.85%
TOTAL PARKS & RECREATION	4,482,773.30	324,315.19	2,227,465.50	2,609,877.61	461,520.75	1,411,374.94	68.52%
CULTURAL							
LIBRARY							
Personnel Services	1,208,340.00	91,610.02	775,205.36	777,700.10	65,422.70	365,217.20	69.78%
Supplies	199,375.00	21,090.44	145,787.36	128,117.52	25,634.15	45,623.33	77.12%
Utility Services	71,214.00	3,627.44	36,241.37	30,215.64	6,858.34	34,140.02	52.06%
Operating Expenses	5,300.00	-	2,326.64	4,453.64	-	846.36	84.03%
TOTAL LIBRARY	1,558,704.00	116,327.90	959,560.73	940,486.90	97,915.19	520,301.91	66.62%
TOTAL CULTURAL	1,558,704.00	116,327.90	959,560.73	940,486.90	97,915.19	520,301.91	66.62%
INTERNAL SERVICE							
INFORMATION TECHNOLOGY							
Personnel Services	1,378,945.00	93,180.91	896,641.30	808,216.56	83,477.13	487,251.31	64.66%
Supplies	750,500.00	6,620.63	357,651.14	297,916.08	96,627.04	355,956.88	52.57%
Operating Expenses	1,608,401.07	22,528.13	825,143.91	1,217,992.19	293,426.52	96,982.36	93.97%
Utility Services	516,000.00	19,750.50	281,792.76	273,917.42	156,798.03	85,284.55	83.47%
Professional Services	20,000.00	9,752.55	10,937.11	39,487.57	-	(19,487.57)	197.44%
Maintenance Services	3,800.00	-	2,951.34	-	-	3,800.00	0.00%
Capital Outlay	218,500.00	-	15,156.25	141,868.14	-	76,631.86	64.93%
TOTAL INFORMATION TECHNOLOGY	4,496,146.07	151,832.72	2,390,273.81	2,779,397.96	630,328.72	1,086,419.39	75.84%

CITY OF SCHERTZ
REVENUE AND EXPENSE REPORT (UNAUDITED)
AS OF May 31, 2026

101 GENERAL FUND	CURRENT BUDGET	CURRENT PERIOD	PRIOR YEAR Y-T-D	Y-T-D ACTUAL	Y-T-D ENCUMBRANCE	BUDGET BALANCE	% OF BUDGET
HUMAN RESOURCES							
Personnel Services	776,787.00	71,331.91	472,649.92	506,149.28	14,813.53	255,824.19	67.07%
Supplies	4,200.00	397.94	608.88	4,711.47	-	(511.47)	112.18%
Operating Expenses	123,450.00	9,941.73	72,676.65	72,148.47	29,871.71	21,429.82	82.64%
Professional Services	4,500.00	-	-	-	-	4,500.00	0.00%
TOTAL HUMAN RESOURCES	908,937.00	81,671.58	545,935.45	583,009.22	44,685.24	281,242.54	69.06%
FINANCE							
Personnel Services	827,966.00	67,590.32	544,134.42	570,444.06	63,139.69	194,382.25	76.52%
Supplies	3,100.00	-	1,592.91	1,852.67	-	1,247.33	59.76%
Operating Expenses	4,300.00	819.44	4,893.38	5,329.71	-	(1,029.71)	123.95%
Professional Sevices	42,500.00	1,445.00	36,513.50	42,668.50	-	(168.50)	100.40%
TOTAL FINANCE	877,866.00	69,854.76	587,134.21	620,294.94	63,139.69	194,431.37	77.85%
PURCHASING & ASSET MGT							
Personnel Services	305,034.00	23,097.66	190,141.11	190,942.82	20,067.33	94,023.85	69.18%
Supplies	5,640.00	22.50	3,166.64	2,316.25	-	3,323.75	41.07%
Operating Expenses	5,600.00	165.00	12,192.43	2,401.50	-	3,198.50	42.88%
TOTAL PURCHASING & ASSET MGT	316,274.00	23,285.16	205,500.18	195,660.57	20,067.33	100,546.10	68.21%
FLEET SERVICE							
Personnel Services	873,153.00	70,954.22	591,673.79	608,989.02	56,793.13	207,370.85	76.25%
Supplies	266,139.00	18,796.31	233,575.25	207,400.80	-	58,738.20	77.93%
Utility Services	12,500.00	1,137.64	6,568.82	5,267.68	5,150.85	2,081.47	83.35%
Maintenance Services	308,000.00	24,727.79	144,978.63	100,272.80	(4,137.07)	211,864.27	31.21%
Capital Outlay	260,000.00	-	-	55,044.35	-	204,955.65	21.17%
TOTAL FLEET SERVICE	1,719,792.00	115,615.96	976,796.49	976,974.65	57,806.91	685,010.44	60.17%
FACILITY SERVICES							
Personnel Services	1,112,918.00	85,808.05	770,464.13	773,934.61	96,288.59	242,694.80	78.19%
Supplies	155,350.00	9,166.62	121,639.17	126,317.69	8,737.41	20,294.90	86.94%
Utility Services	229,450.00	18,193.50	119,933.77	107,070.15	6,971.13	115,408.72	49.70%
Maintenance Services	462,000.00	40,729.23	366,124.77	339,294.76	91,123.11	31,582.13	93.16%
Rental/Leasing	490.00	-	1,099.40	1,371.12	-	(881.12)	279.82%
Capital Outlay	365,000.00	-	108,927.76	23,296.38	885,295.38	(543,591.76)	248.93%
TOTAL BUILDING MAINTENANCE	2,325,208.00	153,897.40	1,488,299.80	1,371,284.71	1,088,415.62	(134,492.33)	105.78%
TOTAL INTERNAL SERVICE	10,644,223.07	596,157.58	6,193,939.94	6,526,622.05	1,904,443.51	2,213,157.51	79.21%

CITY OF SCHERTZ
REVENUE AND EXPENSE REPORT (UNAUDITED)
AS OF May 31, 2026

101 GENERAL FUND	CURRENT BUDGET	CURRENT PERIOD	PRIOR YEAR Y-T-D	Y-T-D ACTUAL	Y-T-D ENCUMBRANCE	BUDGET BALANCE	% OF BUDGET
MISC & PROJECTS							
Project							
TOTAL PROJECTS	-	-	1,473,292.05	-	-	-	0.00%
CITY ASSISTANCE							
City's Assistance to Agencies	57,666.00	-	-	-	-	57,666.00	0.00%
Operating Equipment	-	-	5,000.00	-	-	-	0.00%
Operating Expenses	-	-	161,885.20	-	(747.30)	747.30	0.00%
TOTAL CITY ASSISTANCE	57,666.00	-	166,885.20	-	(747.30)	58,413.30	-1.30%
COURT - RESTRICTED FUNDS							
Supplies	84,000.00	-	-	1,818.00	-	82,182.00	2.16%
Operating Expenses	9,000.00	-	-	-	-	9,000.00	0.00%
TOTAL COURT-RESTRICTED FUNDS	93,000.00	-	-	1,818.00	-	91,182.00	1.95%
TOTAL MISC & PROJECTS	150,666.00	-	1,640,177.25	1,818.00	(747.30)	149,595.30	0.71%
TOTAL EXPENDITURES	54,721,783.37	4,218,912.70	34,781,325.82	34,351,707.52	5,634,557.45	14,735,518.40	73.07%
REVENUE OVER(UNDER) EXPEND.	(1,906,367.37)	(1,627,728.37)	5,686,849.51	30,703,601.35	(5,741,557.45)	(26,868,411.27)	

CITY OF SCHERTZ

REVENUE REPORT (UNAUDITED)

AS OF May 31, 2026

101 GENERAL FUND		CURRENT BUDGET	CURRENT PERIOD	PRIOR YEAR Y-T-D	Y-T-D ACTUAL	Y-T-D ENCUMBRANCE	BUDGET BALANCE	% OF BUDGET
REVENUES								
Taxes								
101-101-411100	Advalorem Tax-Current	20,984,288.00	102,946.70	19,173,217.95	20,109,153.74	-	875,134.26	95.83%
101-101-411110	Disable Veterans Assist Pymnt	600,000.00	564,157.55	690,542.41	564,157.55	-	35,842.45	94.03%
101-101-411200	Advalorem Tax-Delinquent	50,000.00	6,198.45	(114,169.38)	(78,776.69)	-	128,776.69	-157.55%
101-101-411300	Advalorem Tax-P&I	100,000.00	12,570.67	83,020.47	69,273.64	-	30,726.36	69.27%
101-101-411500	Sales Tax Revenue-Gen Fund	15,485,000.00	869,197.52	11,410,773.87	35,266,144.09	-	(19,781,144.09)	227.74%
101-164-411600	Bingo Tax	20.00	-	30.87	51.50	-	(31.50)	257.50%
101-164-411700	Mixed Beverage Tax	88,000.00	5,607.94	57,308.67	55,061.69	-	32,938.31	62.57%
TOTAL Taxes		37,307,308.00	1,560,678.83	31,300,724.86	55,985,065.52	-	(18,677,757.52)	150.06%
Franchises								
101-101-421200	Center Point/Entex Energy	151,000.00	8,934.21	108,923.82	75,739.90	-	75,260.10	50.16%
101-101-421220	City Public Service	1,280,000.00	120,500.54	776,410.05	897,301.79	-	382,698.21	70.10%
101-101-421240	Guadalupe Valley Elec Co-op	580,000.00	45,125.02	349,580.49	385,438.41	-	194,561.59	66.45%
101-101-421250	New Braunfels Utilities	82,000.00	7,425.96	50,294.86	55,430.37	-	26,569.63	67.60%
101-101-421300	Time Warner-State Franchise	288,000.00	23,380.77	182,513.12	150,731.38	-	137,268.62	52.34%
101-101-421460	AT&T Franchise Fee	24,000.00	2,016.83	18,622.29	17,328.93	-	6,671.07	72.20%
101-101-421480	Other Telecom Franchise - ROW	25,000.00	153.46	9,322.68	9,066.76	-	15,933.24	36.27%
101-101-421500	Solid Waste Franchise Fee	262,000.00	8,791.39	257,149.36	158,894.23	(107,000.00)	210,105.77	19.81%
TOTAL Franchises		2,692,000.00	216,328.18	1,752,816.67	1,749,931.77	(107,000.00)	1,049,068.23	61.03%
Permits								
101-258-431100	Home Occupation Permit	550.00	-	245.00	-	-	550.00	0.00%
101-258-431101	Bldg Permit-Residential	350,000.00	67,923.50	467,864.50	475,303.50	-	(125,303.50)	135.80%
101-258-431102	Bldg Permit-Commercial	800,000.00	20,124.00	205,922.00	262,698.00	-	537,302.00	32.84%
101-258-431103	Bldg Permit-General	300,000.00	17,067.00	138,315.00	142,898.09	-	157,101.91	47.63%
101-258-431104	Mobile Home Permit	400.00	25.00	175.00	100.00	-	300.00	25.00%
101-258-431105	Signs Permit	5,500.00	2,196.00	7,336.00	11,548.00	-	(6,048.00)	209.96%
101-259-431106	Food Establishmnt Permit	70,000.00	1,548.00	31,115.00	57,854.00	-	12,146.00	82.65%
101-258-431107	Plumbing Permit	95,000.00	14,119.00	104,835.00	98,586.00	-	(3,586.00)	103.77%
101-258-431108	Electrical Permit	70,000.00	6,620.00	49,780.00	50,540.00	-	19,460.00	72.20%
101-258-431109	Mechanical Permit	55,000.00	6,620.00	47,240.00	45,640.00	-	9,360.00	82.98%
101-256-431110	Solicitor/Peddler Permit	3,000.00	130.00	3,110.00	1,010.00	-	1,990.00	33.67%
101-256-431111	Animal/Pet Permit	250.00	-	-	400.00	-	(150.00)	160.00%
101-258-431112	Cert of Occupancy Prmt	9,000.00	250.00	4,100.00	5,100.00	-	3,900.00	56.67%
101-256-431113	Security Alarm Permit	38,000.00	505.00	22,220.00	9,130.00	-	28,870.00	24.03%

CITY OF SCHERTZ

REVENUE REPORT (UNAUDITED)

AS OF May 31, 2026

101 GENERAL FUND		CURRENT BUDGET	CURRENT PERIOD	PRIOR YEAR Y-T-D	Y-T-D ACTUAL	Y-T-D ENCUMBRANCE	BUDGET BALANCE	% OF BUDGET
REVENUES								
101-173-431114	Grading/Clearing Permit	20,000.00	4,690.00	33,809.55	30,490.00	-	(10,490.00)	152.45%
101-173-431115	Development Permit	200,000.00	-	37,832.44	22,257.82	-	177,742.18	11.13%
101-257-431117	Fire Permit	40,000.00	3,725.00	30,221.00	42,512.00	-	(2,512.00)	106.28%
TOTAL Permits		2,056,700.00	145,542.50	1,184,120.49	1,256,067.41	-	800,632.59	61.07%
Licenses								
101-164-431118	Alcohol Beverage License	9,000.00	-	5,920.00	550.00	-	8,450.00	6.11%
101-258-431119	Mobile Home License	-	-	80.00	-	-	-	0.00%
TOTAL Licenses		9,000.00	-	6,000.00	550.00	-	8,450.00	6.11%
Fees								
101-154-432000	Platting Fees	54,000.00	4,000.00	19,500.00	44,000.00	-	10,000.00	81.48%
101-154-432007	Site Plan Fee	40,000.00	1,500.00	16,500.00	23,500.00	-	16,500.00	58.75%
101-154-432011	BOA/Variance Fees	2,500.00	1,000.00	1,000.00	4,500.00	-	(2,000.00)	180.00%
101-154-432014	Specific Use/Zone Chng Fee	40,000.00	-	38,450.00	19,450.00	-	20,550.00	48.63%
101-154-432015	Zoning Ltr & Dev Rights	2,550.00	300.00	3,600.00	2,700.00	-	(150.00)	105.88%
101-173-432016	Reinspection Fees	-	8,875.00	-	14,400.00	-	(14,400.00)	0.00%
101-258-432016	Reinspection Fees	190,000.00	31,150.00	187,775.00	269,100.00	-	(79,100.00)	141.63%
101-259-432017	Swim Pool Inspection Fee	3,000.00	110.00	2,970.00	3,105.00	-	(105.00)	103.50%
101-259-432018	Lot Abatement	10,000.00	-	1,885.00	275.00	-	9,725.00	2.75%
101-258-432019	Admin Fee-Inspections	5,000.00	1,300.00	22,800.00	20,100.00	-	(15,100.00)	402.00%
101-259-432020	Foster Care	500.00	300.00	150.00	1,300.00	-	(800.00)	260.00%
101-460-432021	Pool Gate Admission Fee	28,000.00	2,127.00	1,719.00	2,367.00	-	25,633.00	8.45%
101-460-432022	Seasonal Pool Pass Fee	6,000.00	2,550.00	2,470.00	2,660.00	-	3,340.00	44.33%
101-460-432035	Senior Center Memberships	37,600.00	1,758.00	20,211.00	18,996.00	-	18,604.00	50.52%
101-460-432037	Senior Center Meal Fee	52,535.00	5,469.30	48,505.60	43,379.15	-	9,155.85	82.57%
101-257-432046	Fire Re-inspection Fee	300.00	-	-	-	-	300.00	0.00%
101-872-432058	Sale of Mdse - GovDeals	150,000.00	11,760.00	179,527.35	139,185.22	-	10,814.78	92.79%
101-460-432066	Senior Center Rental	8,400.00	1,085.00	4,900.00	4,635.00	-	3,765.00	55.18%
101-170-432013	Schertz Magazine Advertising	138,000.00	8,962.50	67,425.00	52,582.50	-	85,417.50	38.10%
101-258-432008	Plan Check Fee	550,000.00	47,030.25	368,628.00	423,145.50	-	126,854.50	76.94%
101-258-432010	Technology Fee	23,000.00	3,565.00	25,285.00	26,790.00	-	(3,790.00)	116.48%
101-259-432097	Sanitation Inspection Fee	-	-	-	750.00	-	(750.00)	0.00%
101-460-432001	4th of July Jubilee - Proceeds	28,000.00	36,120.00	20,700.00	43,450.00	-	(15,450.00)	155.18%

CITY OF SCHERTZ

REVENUE REPORT (UNAUDITED)

AS OF May 31, 2026

101 GENERAL FUND		CURRENT BUDGET	CURRENT PERIOD	PRIOR YEAR Y-T-D	Y-T-D ACTUAL	Y-T-D ENCUMBRANCE	BUDGET BALANCE	% OF BUDGET
REVENUES								
101-460-432003	Holidazzle - Proceeds	11,000.00	-	2,640.00	7,040.00	-	3,960.00	64.00%
101-460-432005	Music & Movies in the Park - Proceeds	8,000.00	-	8,000.00	8,000.00	-	-	100.00%
101-460-432012	Mobile Stage Rental Fees	1,500.00	-	2,600.00	-	-	1,500.00	0.00%
101-464-432065	North Center Rental Fees	35,506.00	4,262.50	28,611.25	26,978.75	-	8,527.25	75.98%
101-464-432067	Community Center Rental Fees	56,143.00	5,283.75	46,604.25	36,425.00	-	19,718.00	64.88%
101-464-432069	Civic Center Rental Fees	346,440.00	-	214,643.92	83,551.26	-	262,888.74	24.12%
101-464-432077	Cancellation Fees-Event Rental	2,500.00	-	300.00	650.00	-	1,850.00	26.00%
101-665-432060	Misc Income-Library Copier	20,000.00	2,383.10	15,825.45	17,930.90	-	2,069.10	89.65%
101-665-432059	Library Fines	5,600.00	740.03	4,176.27	3,874.53	-	1,725.47	69.19%
101-460-432073	Pavilion Rental Fees	26,000.00	5,660.00	20,342.50	29,057.50	-	(3,057.50)	111.76%
101-460-432074	Equipment Rentals-Parks	200.00	25.00	95.00	(205.00)	-	405.00	-102.50%
101-460-432075	Chamber of Comm Rent	7,800.00	5,850.00	1,950.00	7,800.00	-	-	100.00%
101-460-432076	Non-Resident SYSA League	-	-	13,370.00	10,791.00	-	(10,791.00)	0.00%
101-460-432078	NonResident User Fee-BVYA	7,000.00	6.00	7,066.00	7,716.00	-	(716.00)	110.23%
101-460-432079	BVYA Utility Reimbursement	15,000.00	3,473.83	14,958.18	22,041.39	-	(7,041.39)	146.94%
101-460-432080	SYSA Utility Reimbursement	-	1,611.25	11,645.82	9,099.65	-	(9,099.65)	0.00%
101-460-432081	Lions Futbol Utility Reimbrsmt	15,000.00	-	7,032.00	3,516.00	-	11,484.00	23.44%
101-460-432082	Recreation Programs	46,000.00	13,982.00	46,690.00	58,489.00	-	(12,489.00)	127.15%
101-460-432083	Rec Prgrm-Kickball Leagues	11,000.00	4,165.00	3,560.00	10,450.00	-	550.00	95.00%
101-256-432084	Vehicle Impoundment	12,300.00	-	21,300.00	21,225.00	-	(8,925.00)	172.56%
101-460-432087	Soccer Field Operations	401,715.00	-	-	-	-	401,715.00	0.00%
101-101-432088	Notary Fee	50.00	-	6.00	12.00	-	38.00	24.00%
101-101-432089	NSF Check Fee	-	-	50.00	-	-	-	0.00%
101-256-432062	Animal Adoption Fee	11,100.00	1,175.00	10,250.00	7,800.00	-	3,300.00	70.27%
101-256-432061	Pet Impoundment Fee	12,000.00	1,460.00	5,520.00	6,270.00	-	5,730.00	52.25%
101-256-432029	Police Reports Fee	5,250.00	108.00	4,072.00	2,422.30	-	2,827.70	46.14%
TOTAL Fees		**2,426,489.00**	**219,147.51**	**1,525,309.59**	**1,541,305.65**	**-**	**885,183.35**	**63.52%**
Fines								
101-152-451000	Municipal Court Fines	300,000.00	31,668.50	223,358.23	267,322.60	-	32,677.40	89.11%
101-152-451003	Arrest Fee	15,000.00	956.65	6,759.52	9,049.88	-	5,950.12	60.33%
101-152-451004	Expunction Fee	-	-	-	200.00	-	(200.00)	0.00%
101-152-451005	Warrant Fees	36,000.00	2,808.17	24,282.59	23,140.11	-	12,859.89	64.28%
101-152-451006	Officer Jury Fee	200.00	-	-	-	-	200.00	0.00%
101-152-451007	Restitution Fee-Local	-	-	-	(1,444.98)	-	1,444.98	0.00%
101-152-451008	Judicial Fee-City	240.00	7.20	100.98	68.53	-	171.47	28.55%
101-152-451009	Traffic Fine Costs TTL	3,500.00	411.14	2,619.40	3,837.65	-	(337.65)	109.65%
101-152-451010	Juvenile Case Mgmt Fee	1,800.00	60.00	846.57	571.16	-	1,228.84	31.73%

CITY OF SCHERTZ

REVENUE REPORT (UNAUDITED)

AS OF May 31, 2026

101 GENERAL FUND		CURRENT BUDGET	CURRENT PERIOD	PRIOR YEAR Y-T-D	Y-T-D ACTUAL	Y-T-D ENCUMBRANCE	BUDGET BALANCE	% OF BUDGET
REVENUES								
101-152-451011	Truancy Fees	6,500.00	1,016.74	7,103.30	9,587.14	-	(3,087.14)	147.49%
101-152-451012	Local Municipal Jury Fund	200.00	20.10	139.75	189.91	-	10.09	94.96%
101-152-451013	Technology Fund Fee	8,400.00	(85.38)	6,296.51	7,120.60	-	1,279.40	84.77%
101-152-451014	Security Fee	9,000.00	1,021.65	7,378.23	9,658.24	-	(658.24)	107.31%
101-152-451015	Time Payment Fee-City	3,000.00	354.82	2,161.62	2,656.14	-	343.86	88.54%
101-152-451016	State Fines 10% Service Fee	18,000.00	-	11,518.76	17,909.82	-	90.18	99.50%
101-152-451017	DPS Payment-Local	3,000.00	148.00	1,720.13	1,677.70	-	1,322.30	55.92%
101-152-451018	Child Safety Fee	3,000.00	767.76	2,158.62	7,697.92	-	(4,697.92)	256.60%
101-152-451019	Local Youth Diversion Program	-	30.00	-	130.00	-	(130.00)	0.00%
TOTAL Fines		407,840.00	39,185.35	296,444.21	359,372.42	-	48,467.58	88.12%
Inter-Jurisdictional								
101-257-473100	Bexar Co - Fire	21,000.00	-	-	-	-	21,000.00	0.00%
101-257-473101	City of Seguin-Fire Contract	30,000.00	-	26,666.80	29,333.36	-	666.64	97.78%
101-665-473102	Guadalupe Co-Library	228,010.00	-	158,673.36	141,755.81	-	86,254.19	62.17%
101-665-473104	Library Services-Cibolo	40,000.00	-	40,000.00	80,000.00	-	(40,000.00)	200.00%
101-665-473105	Library Services-Selma	24,000.00	-	27,195.00	59,790.00	-	(35,790.00)	249.13%
101-256-473108	Dispatch Service-Cibolo	493,023.00	-	286,534.10	129,565.31	-	363,457.69	26.28%
101-256-473109	School Crossing Guard-Bexar Co	50,000.00	-	36,545.97	32,361.69	-	17,638.31	64.72%
101-256-473110	School Cross Guard-Guadalupe C	50,000.00	4,525.02	31,940.90	32,459.12	-	17,540.88	64.92%
101-256-473111	School Crossing Guards - Comal	20,000.00	-	16,638.69	-	-	20,000.00	0.00%
101-256-473112	School Officer Funding	1,393,673.00	-	282,541.12	193,368.29	-	1,200,304.71	13.87%
TOTAL Inter-Jurisdictional		2,349,706.00	4,525.02	906,735.94	698,633.58	-	1,651,072.42	29.73%
Fund Transfers								
101-101-480700	Indirect Costs-EMS	244,021.00	20,335.08	154,933.36	162,680.64	-	81,340.36	66.67%
101-101-480701	Indirect Costs-Hotel/Motel	89,940.00	7,495.00	55,317.36	59,960.00	-	29,980.00	66.67%
101-101-480705	Interfund Charges-Drainage-5%	275,000.00	22,916.67	183,333.36	183,333.36	-	91,666.64	66.67%
101-101-480703	Interfund Chrges-Admin W&S	1,567,841.00	130,653.33	1,057,121.36	1,045,226.68	-	522,614.32	66.67%
101-101-480202	Transfer In-Water&Sewer Fund	4,000.00	-	-	-	-	4,000.00	0.00%
101-101-480203	Transfer In-EMS	4,000.00	-	-	-	-	4,000.00	0.00%
101-101-480204	Transfer In-Drainage	1,000.00	-	-	-	-	1,000.00	0.00%
101-101-480706	Interfund Charges-Fleet	665,893.00	55,577.67	460,957.36	444,621.36	-	221,271.64	66.77%
101-101-480702	Interfund Charges-4B	641,703.00	-	609,080.00	641,703.00	-	-	100.00%
101-101-480000	Transfer In	-	-	20,582.12	-	-	-	0.00%
TOTAL Fund Transfers		3,493,398.00	236,977.75	2,541,324.92	2,537,525.04	-	955,872.96	72.64%

CITY OF SCHERTZ

REVENUE REPORT (UNAUDITED)

AS OF May 31, 2026

101 GENERAL FUND		CURRENT BUDGET	CURRENT PERIOD	PRIOR YEAR Y-T-D	Y-T-D ACTUAL	Y-T-D ENCUMBRANCE	BUDGET BALANCE	% OF BUDGET
REVENUES								
Miscellaneous								
101-101-491000	Interest Earned	150,000.00	13,437.56	109,737.34	106,861.93	-	43,138.07	71.24%
101-101-491200	Investment Income	800,000.00	141,566.73	472,803.31	677,060.14	-	122,939.86	84.63%
101-101-491302	Unrealized Gain/Loss-CapOne	-	(5,370.16)	44,327.49	(18,363.68)	-	18,363.68	0.00%
101-101-497002	Donations-Others	-	-	-	646.23	-	(646.23)	0.00%
101-665-497002	Donations-Public Library	5,000.00	565.31	5,009.25	2,219.09	-	2,780.91	44.38%
101-256-497004	Donations-Animal Control	5,000.00	1,465.00	3,718.94	4,657.00	-	343.00	93.14%
101-256-497006	Donations-Spay&Neuter	-	-	121.00	-	-	-	0.00%
101-460-497007	Donations- Parks	-	-	1.00	-	-	-	0.00%
101-460-497008	Donations-Senior Center	3,800.00	-	120.00	150.00	-	3,650.00	3.95%
101-460-497003	Donation - Veteran's Memorial	1,500.00	-	-	225.00	-	1,275.00	15.00%
101-256-497015	LawEnforcemtOfficersStnd&	10,000.00	-	8,999.38	8,934.91	-	1,065.09	89.35%
101-101-497000	Misc Income-Gen Fund	60,000.00	15,415.83	136,485.74	73,886.85	-	(13,886.85)	123.14%
101-256-497021	Misc Income-Police	9,000.00	1,285.00	10,282.19	11,029.58	-	(2,029.58)	122.55%
101-665-497000	Misc Income-Library	4,800.00	340.25	3,386.02	3,560.15	-	1,239.85	74.17%
101-256-497024	Misc Income-Animal Control	800.00	45.00	305.00	285.00	-	515.00	35.63%
101-359-497000	Misc Income-Streets Dept	40,000.00	-	25,891.85	6,081.84	-	33,918.16	15.20%
101-460-497000	Misc Income-Parks	-	48.67	0.80	1,542.87	-	(1,542.87)	0.00%
101-101-497025	Misc Income-TML Ins. Claims	50,000.00	-	25,681.89	27,889.53	-	22,110.47	55.78%
101-101-497026	Misc Income-TML WC Reimbursmnt	15,000.00	-	34,846.81	7,847.52	-	7,152.48	52.32%
101-101-497027	Misc Income-Vending Mach	2,600.00	-	2,114.41	1,321.59	-	1,278.41	50.83%
101-152-497000	Misc Income-Muni Court	-	-	(11.00)	-	-	-	0.00%
101-101-497031	Reimbursmnt-Gen Fund	-	-	-	8,127.93	-	(8,127.93)	0.00%
101-256-497029	Reimbursmt Police OT-DEA	33,000.00	-	-	-	-	33,000.00	0.00%
101-257-497030	Reimburmnt Fire-Emg Acti-OT	800,000.00	-	55,758.23	-	-	800,000.00	0.00%
101-665-497033	Reimbursement - Library	82,475.00	-	-	-	-	82,475.00	0.00%
101-877-497000	Misc Income Fleet	-	-	-	2,894.00	-	(2,894.00)	0.00%
TOTAL Miscellaneous		**2,072,975.00**	**168,799.19**	**954,698.65**	**926,857.48**	**-**	**1,146,117.52**	**44.71%**
TOTAL REVENUES		**52,815,416.00**	**2,591,184.33**	**40,468,175.33**	**65,055,308.87**	**(107,000.00)**	**(12,132,892.87)**	**122.97%**

GENERAL FUND
CASH IN BANK AND INVESTMENTS
AS OF May 31, 2026

Cash in Bank		
Claim on Operating Cash Pool-Checking	$	6,546,581.65
Cash in Investments		
LOGIC Investment-General Fund		30,726,052.78
LOGIC Investment-Equip Replacement		94,815.14
LOGIC Investment-Veh Replacement		639,318.07
LOGIC Investment-Air Condi Replacment		347,921.74
Hancock Investment-General Fund		929,845.94
CD - Connexus CR UN 9/17/25 to 9/18/28		249,000.00
CD - Morgan Stanley 6/10/25 to 6/11/30		244,000.00
CD - Firstbank Nashville 10/31/25 to 1/31/28		245,000.00
CD - BMW BK North Amer 10/24/25 to 10/24/28		245,000.00
CD - First GTY BK Hammond 10/24/25/ to 10/24/28		245,000.00
CD - Morgan Stanely Private 10/29/25 to 10/30/28		245,000.00
CD - Luana SVGS BK Lowa 10/31/25 to 10/31/28		245,000.00
CD - USF Fed UN Tampa 10/31/25 to 10/31/28		249,000.00
CD - Goldman Sachs BK USA 10/21/25 to 10/22/29		245,000.00
CD - JPMorgan Chase BK 10/16/25 to 4/16/30		240,000.00
CD- Farmers & Merchants 10/24/25 to 10/24/30		249,000.00
CD- Covantage CR UN 11/06/25 to 11/06/28		247,000.00
CD- Tuscon Fed CR UN 11/14/25 to 11/14/28		249,000.00
CD- Credit Human Fed CR UN 11/21/25 to 11/21/28		249,000.00
CD- TX Exchange BK 11/05/25 to 2/09/29		249,000.00
CD- UBS BK USA 11/26/25 to 11/26/29		249,000.00
CD- Lakeside BK Rockwall 11/07/25 to 11/07/30		249,000.00
CD- Direct Fed CR UN 11/20/25 to 8/21/28		249,000.00
CD- Bank WIS Dells 12/2/25 to 12/4/28		249,000.00
CD- Ally BK Sandy Utah 12/4/25 to 12/4/28		245,000.00
CD- BNY Mellon 12/24/25 to 12/24/28		245,000.00
CD- Nano Banc 01/30/26 to 01/30/29		245,000.00
CD- Amerrant 02/13/26 to 02/13/29		245,000.00
CD- Merrick Bank South 3/20/26 to 3/20/29		249,000.00
CD- Optium Bank 3/23/26 to 3/29/29		245,000.00
CD- Neighbors Fed CR UN 3/30/26 to 4/2/29		249,000.00
CD- Wells Fargo Bank 3/30/26 to 3/29/29		249,000.00
CD- EagleMark Savings Bank 4/15/26 to 4/13/29		245,000.00
CD- Enterprise BK 05/13/26 to 05/14/29		244,000.00
Total Cash in Bank & Investments	**$**	**46,436,535.32**

Sales Tax-General Fund

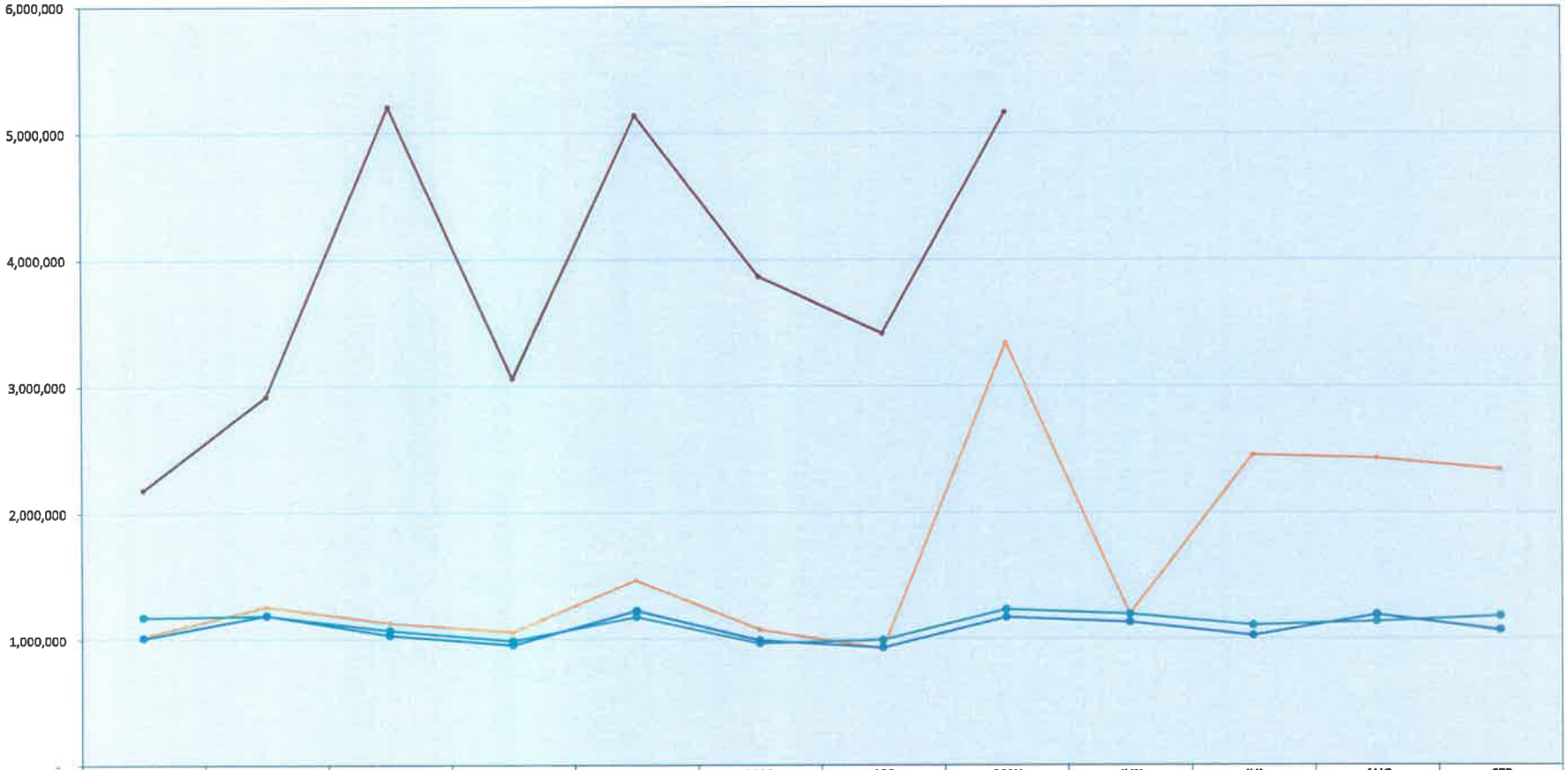

	OCT	NOV	DEC	JAN	FEB	MAR	APR	MAY	JUN	JUL	AUG	SEP
2025-26	2,183,874	2,922,069	5,211,152	3,061,262	5,143,159	3,868,551	3,417,294	5,167,183				
2024-25	1,023,450	1,260,179	1,129,240	1,059,753	1,471,527	1,077,599	921,980	3,344,269	1,200,874	2,459,306	2,431,299	2,341,440
2023-24	1,176,794	1,189,313	1,071,977	988,069	1,178,553	964,767	991,832	1,237,612	1,198,533	1,107,731	1,137,447	1,181,245
2022-23	1,012,285	1,191,635	1,032,144	956,099	1,227,037	989,612	930,666	1,175,108	1,134,030	1,026,350	1,192,848	1,067,895

ADVALOREM TAX

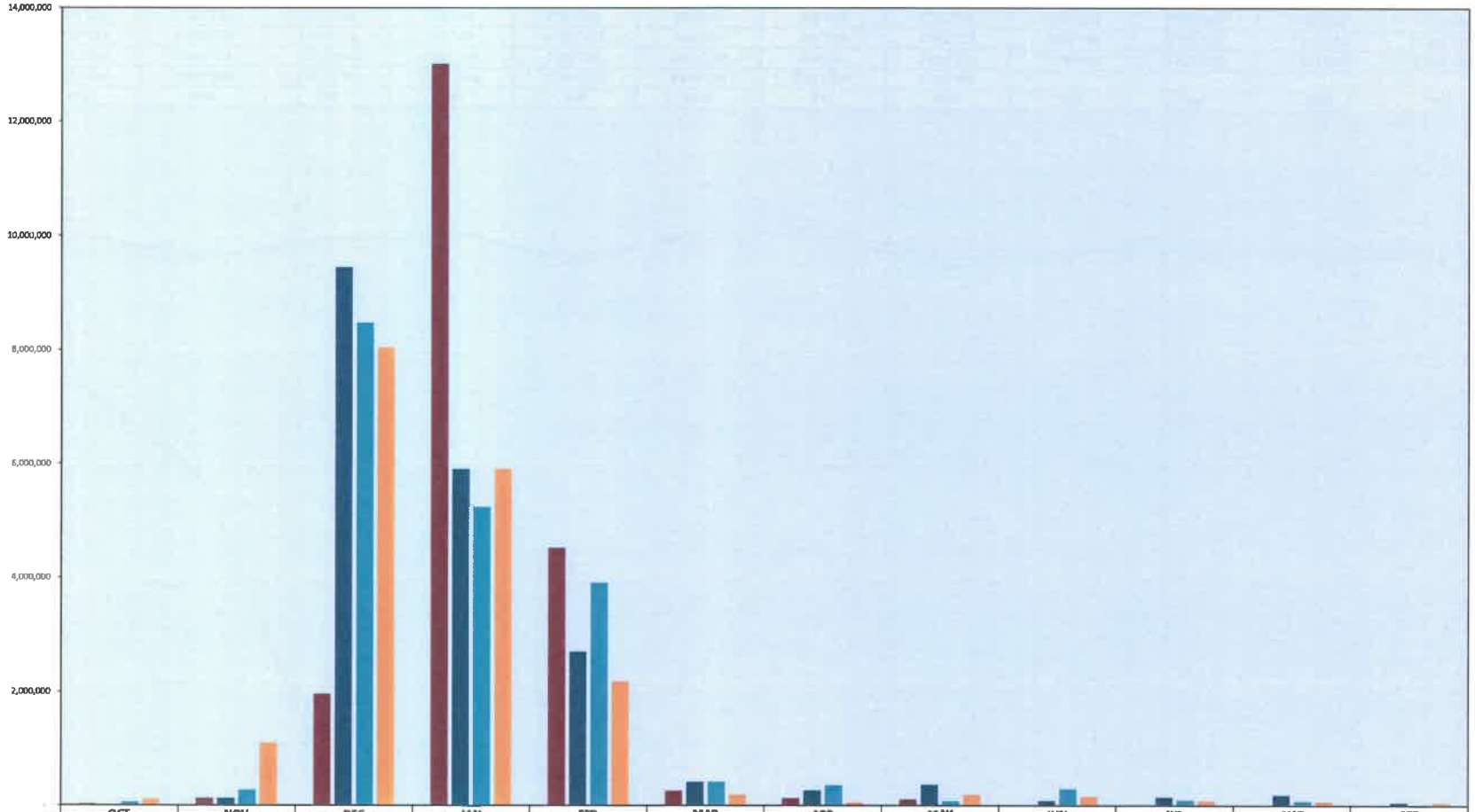

	OCT	NOV	DEC	JAN	FEB	MAR	APR	MAY	JUN	JUL	AUG	SEP
2025-26	23,161	124,610	1,954,831	13,013,039	4,513,255	257,332	119,979	102,947				
2024-25	764	114,616	9,442,946	5,896,295	2,691,346	410,049	260,902	356,300	72,701	143,003	175,443	44,548
2023-24	49,846	264,524	8,466,959	5,233,354	3,893,543	410,246	344,277	67,581	284,918	85,324	68,510	(26,712)
2022-23	103,252	1,096,390	8,035,670	5,903,515	2,176,684	188,387	54,021	186,268	155,326	78,154	63,887	45,472

CITY OF SCHERTZ

REVENUE AND EXPENSE REPORT (UNAUDITED)

AS OF: May 31, 2026

CITY OF SCHERTZ

106-SPECIAL EVENTS FUND FINANCIAL SUMMARY	CURRENT BUDGET	CURRENT PERIOD	PRIOR YEAR Y-T-D	Y-T-D ACTUAL	Y-T-D ENCUMBRANCE	BUDGET BALANCE	% OF BUDGET
REVENUE SUMMARY							
Investment Income	-	-	225.97	-	-	-	0.00%
Miscellaneous	55,000.00	-	52,612.00	66,751.87	-	(11,751.87)	121.37%
TOTAL REVENUES	55,000.00	-	52,837.97	66,751.87	-	(11,751.87)	121.37%
EXPENDITURE SUMMARY							
GENERAL GOVERNMENT							
CULTURAL							
KICK CANCER	20,000.00	-	7,132.15	17,178.54	-	2,821.46	85.89%
HAL BALDWIN SCHOLARSHIP	35,000.00	10,000.00	27,035.26	38,449.73	-	(3,449.73)	109.86%
TOTAL CULTURAL	55,000.00	10,000.00	34,167.41	55,628.27	-	(628.27)	101.14%
TOTAL EXPENDITURES	55,000.00	10,000.00	34,167.41	55,628.27	-	(628.27)	101.14%
REVENUE OVER(UNDER) EXPEND	-	(10,000.00)	18,670.56	11,123.60	-		

CITY OF SCHERTZ

REVENUE REPORT (UNAUDITED)

AS OF: May 31, 2026

CITY OF SCHERTZ

106-SPECIAL EVENTS FUND		CURRENT BUDGET	CURRENT PERIOD	PRIOR YEAR Y-T-D	Y-T-D ACTUAL	Y-T-D ENCUMBRANCE	BUDGET BALANCE	% OF BUDGET
REVENUES								
Fund Transfers								
TOTAL Fund Transfers		-	-	-	-	-	-	0.00%
Miscellaneous								
106-101-491200	Investment Income	-	-	225.97	-	-	-	0.00%
106-608-497001	Kick Cancer	20,000.00	-	18,032.00	17,163.35	-	2,836.65	85.82%
106-621-497010	Hal Baldwin Scholarship	35,000.00	-	34,580.00	49,588.52	-	(14,588.52)	141.68%
TOTAL Miscellaneous		55,000.00	-	52,837.97	66,751.87	-	(11,751.87)	121.37%
TOTAL REVENUES		55,000.00	-	52,837.97	66,751.87	-	(11,751.87)	121.37%

SPECIAL EVENTS FUND
CASH IN BANK AND INVESTMENTS

AS OF: May 31, 2026

CITY OF SCHERTZ

	Current
Cash in Bank	
Claim on Operating Cash Pool-Checking	$ 196,657.08
Cash in Investments	
Texas Class- Special Events	7.71
Total Cash in Bank & Investments	$ 196,664.79

CITY OF SCHERTZ

REVENUE AND EXPENSE REPORT (UNAUDITED)

AS OF: May 31, 2026

110-PEG FUND FINANCIAL SUMMARY	CURRENT BUDGET	CURRENT PERIOD	PRIOR YEAR Y-T-D	Y-T-D ACTUAL	Y-T-D ENCUMBRANCE	BUDGET BALANCE	% OF BUDGET
REVENUE SUMMARY							
Franchises	64,000.00	12,493.26	42,262.65	52,872.29	-	11,127.71	0.83
TOTAL REVENUES	64,000.00	12,493.26	42,262.65	52,872.29	-	11,127.71	82.61%
EXPENDITURE SUMMARY							
MISC & PROJECTS							
Projects							
Professional Services	19,000.00	-	-	-	-	19,000.00	-
Supplies and Equipment	45,000.00	-	-	-	-	45,000.00	0.00%
TOTAL MISC & PROJECTS	64,000.00	-	6,419.54	-	-	64,000.00	0.00%
TOTAL EXPENDITURES	64,000.00	-	6,419.54	-	-	64,000.00	0.00%
REVENUE OVER(UNDER) EXPEND	-	12,493.26	35,843.11	52,872.29	-	(52,872.29)	

CITY OF SCHERTZ

REVENUE REPORT (UNAUDITED)

AS OF: May 31, 2026

110-PEG FUND REVENUES		CURRENT BUDGET	CURRENT PERIOD	PRIOR YEAR Y-T-D	Y-T-D ACTUAL	Y-T-D ENCUMBRANCE	BUDGET BALANCE	% OF BUDGET
Franchises								
110-101-421350	Spectrum - PEG Fee	52,000.00	-	35,340.88	20,793.96	-	31,206.04	39.99%
110-101-421465	Direct TV PEG Fee	12,000.00	12,493.26	6,921.77	32,078.33	-	(20,078.33)	267.32%
TOTAL Franchises		64,000.00	12,493.26	42,262.65	52,872.29	-	11,127.71	82.61%
TOTAL Fund Transfers		-	-	-	-	-	-	0.00%
TOTAL REVENUES		64,000.00	12,493.26	42,262.65	52,872.29	-	11,127.71	82.61%

PEG FUND
CASH IN BANK AND INVESTMENTS
AS OF: May 31, 2026

Cash in Bank	
Cash Balance	$ 215,832.99
Total Cash in Bank & Investments	**$ 215,832.99**

CITY OF SCHERTZ

REVENUE AND EXPENSE REPORT (UNAUDITED)

AS OF: May 31, 2026

202-WATER & SEWER FINANCIAL SUMMARY	CURRENT BUDGET	CURRENT PERIOD	PRIOR YEAR Y-T-D	Y-T-D ACTUAL	Y-T-D ENCUMBRANCE	BUDGET BALANCE	% OF BUDGET
REVENUE SUMMARY							
Franchises	350,000.00	105,739.86	329,117.23	301,688.31	-	48,311.69	86.20%
Fees	33,896,500.00	2,467,891.27	20,837,466.35	19,811,689.77	-	14,084,810.23	58.45%
Fund Transfers	180,000.00	15,000.00	121,251.61	120,000.00	-	60,000.00	66.67%
Miscellaneous	444,978.00	7,191.05	171,561.83	239,627.32	-	205,350.68	53.85%
Investment Income	520,000.00	34,691.95	451,262.67	390,806.56	-	129,193.44	75.16%
TOTAL REVENUES	35,391,478.00	2,630,514.13	21,910,659.69	20,863,811.96	-	14,527,666.04	58.95%
EXPENDITURE SUMMARY							
BUSINESS OFFICE							
Personnel Services	790,826.00	61,354.26	485,542.92	509,931.83	66,212.80	214,681.37	72.85%
Supplies	341,400.00	17,141.61	89,483.57	228,915.84	60,815.65	51,668.51	84.87%
Utility Services	13,000.00	1,173.11	4,968.68	6,103.81	3,896.19	3,000.00	76.92%
Operating Expenses	413,500.00	41,646.57	362,342.89	458,122.99	179,185.62	(223,808.61)	154.13%
TOTAL BUSINESS OFFICE	1,603,726.00	121,315.55	1,053,985.66	1,232,576.47	310,110.26	61,039.27	96.19%
W & S ADMINISTRATION							
Personnel Services	3,492,514.00	271,315.43	1,793,769.14	2,023,406.78	236,654.63	1,232,452.59	64.71%
Supplies	4,554,637.00	279,108.69	1,921,648.43	2,558,952.04	1,744,089.64	251,595.32	94.48%
City Support Services	100.00	-	-	-	-	100.00	0.00%
Utility Services	572,222.00	48,144.46	264,347.26	283,680.31	31,289.13	257,252.56	55.04%
Operations Support	13,613,918.00	685,418.37	7,438,776.05	5,272,758.63	3,250,135.38	5,091,023.99	62.60%
Staff Support	397,000.00	33,570.82	204,909.30	146,224.23	(315.41)	251,091.18	36.75%
Fund Charges/Transfers	1,751,857.00	145,654.75	1,186,041.36	1,165,238.04	-	586,618.96	66.51%
Maintenance Services	562,750.00	19,680.35	176,362.92	320,219.94	(56,417.07)	298,947.13	46.88%
Other Costs	6,630,188.00	319,108.72	5,243,956.07	6,681,984.02	1,157,929.65	(1,209,725.67)	118.25%
Debt Service	109,692.00	865.20	179,304.82	6,104.37	-	103,587.63	5.57%
Rental/Leasing	888,000.00	61,834.43	312,672.22	103,710.15	244,259.00	540,030.85	39.19%
TOTAL PUBLIC WORKS	32,872,878.00	1,864,701.22	18,721,787.57	18,562,278.51	6,607,624.95	7,702,974.54	76.57%
MISC & PROJECTS							
PROJECTS							
TOTAL PROJECTS	2,250,000.00	-	-	5,750.00	-	2,244,250.00	0.26%
TOTAL MISC & PROJECTS	2,250,000.00	-	-	5,750.00	-	2,244,250.00	0.26%
TOTAL EXPENDITURES	36,726,604.00	1,986,016.77	19,775,773.23	19,800,604.98	6,917,735.21	10,008,263.81	72.75%
** REVENUE OVER(UNDER)EXPENSES **	(1,335,126.00)	644,497.36	2,134,886.46	1,063,206.98	(6,917,735.21)	4,519,402.23	

CITY OF SCHERTZ
REVENUE REPORT (UNAUDITED)
AS OF: May 31, 2026

202-WATER & SEWER REVENUES		CURRENT BUDGET	CURRENT PERIOD	PRIOR YEAR Y-T-D	Y-T-D ACTUAL	Y-T-D ENCUMBRANCE	BUDGET BALANCE	% OF BUDGET
Franchises								
202-575-421490	Cell Tower Leasing	350,000.00	105,739.86	329,117.23	301,688.31	-	48,311.69	86.20%
TOTAL Franchises		350,000.00	105,739.86	329,117.23	301,688.31	-	48,311.69	86.20%
Fees								
202-575-432023	Garbage Collection Fee	8,200,000.00	293,027.02	4,395,666.96	2,545,937.79	-	5,654,062.21	31.05%
202-575-432025	Recycle Fee Revenue	-	-	238,561.83	(132.64)	-	132.64	0.00%
202-575-432026	W&S Line Constructn Reimbur	1,500.00	50.00	950.00	1,100.00	-	400.00	73.33%
202-575-432047	Sale of Water	14,790,000.00	1,214,360.06	9,240,969.51	9,898,504.02	-	4,891,495.98	66.93%
202-575-432051	Sale of Meters	100,000.00	13,860.00	103,865.90	107,705.64	-	(7,705.64)	107.71%
202-575-432052	Sewer Charges	10,500,000.00	915,516.88	6,591,779.42	7,028,555.29	-	3,471,444.71	66.94%
202-575-432053	Water Penalties	300,000.00	30,977.31	263,747.73	228,444.67	-	71,555.33	76.15%
202-575-432058	Sale of Merchandise - GovDeals	2,500.00	-	-	-	-	2,500.00	0.00%
202-575-432089	NSF Check Fee	2,500.00	100.00	1,925.00	1,575.00	-	925.00	63.00%
TOTAL Fees		33,896,500.00	2,467,891.27	20,837,466.35	19,811,689.77	-	14,084,810.23	58.45%
Fund Transfers								
202-101-480704	Interfund Charges-Drainage	180,000.00	15,000.00	120,000.00	120,000.00	-	60,000.00	66.67%
TOTAL Fund Transfers		180,000.00	15,000.00	121,251.61	120,000.00	-	60,000.00	66.67%
Miscellaneous								
202-575-497000	Miscellaneous Income	10,000.00	1,147.63	42,332.79	7,149.21	-	2,850.79	71.49%
202-101-491000	Interest Earned	20,000.00	8,418.91	30,989.38	40,792.28	-	(20,792.28)	203.96%
202-101-491200	Investment Income	500,000.00	26,273.04	420,273.29	350,014.28	-	149,985.72	70.00%
202-575-497035	Misc Income-Library	14,500.00	952.00	8,988.66	7,178.00	-	7,322.00	49.50%
202-575-497032	Reimbursement-SSLGC Salary	420,478.00	5,091.42	120,240.38	225,300.11	-	195,177.89	53.58%
TOTAL Miscellaneous		964,978.00	41,883.00	622,824.50	630,433.88	-	334,544.12	65.33%
TOTAL REVENUES		35,391,478.00	2,630,514.13	21,910,659.69	20,863,811.96	-	14,527,666.04	58.95%

WATER & SEWER
CASH IN BANK AND INVESTMENTS
AS OF: May 31, 2026

Cash in Bank		
Claim on Operating Cash Pool-Checking	$	4,155,994.42
Cash in Investments		
Lone Star Investment-Water&Sewer		9,907,974.03
Lone Star Investment-W&S Customer Deposits		381,489.72
Lone Star Investment-W&S Equip Replacement		229,369.64
Lone Star Investment-W&S Veh Replacement		331,345.19
Schertz Bank & Trust-Certificate of Deposit		1,318,829.72
	$	12,169,008.30
Total Cash in Bank & Investments	**$**	**16,325,002.72**

CITY OF SCHERTZ

REVENUE AND EXPENSE REPORT (UNAUDITED)

AS OF: May 31, 2026

203-EMS	CURRENT BUDGET	CURRENT PERIOD	PRIOR YEAR Y-T-D	Y-T-D ACTUAL	Y-T-D ENCUMBRANCE	BUDGET BALANCE	% OF BUDGET
FINANCIAL SUMMARY							
REVENUE SUMMARY							
Fees	11,511,704.00	1,000,876.76	6,705,947.14	7,638,849.11	-	3,872,854.89	66.36%
Inter-Jurisdictional	5,406,682.00	167,226.37	3,161,300.01	3,875,599.96	-	1,531,082.04	71.68%
Investment Income	-	0.05	0.37	0.32	-	(0.32)	0.00%
Miscellaneous	142,000.00	15,221.55	167,487.29	433,469.74	-	(291,469.74)	305.26%
TOTAL REVENUES	17,060,386.00	1,183,324.73	10,034,734.81	11,947,919.13	-	5,112,466.87	70.03%
EXPENDITURE SUMMARY							
PUBLIC SAFETY							
SCHERTZ EMS							
Personnel Services	9,899,972.00	796,506.11	6,084,991.66	7,016,112.11	709,098.45	2,174,761.44	78.03%
Supplies	540,900.00	32,819.40	475,425.55	467,030.92	66,148.75	7,720.33	98.57%
Utility Services	152,200.00	21,909.89	100,670.21	113,645.91	22,318.94	16,235.15	89.33%
Operating Expenses	1,017,942.56	76,477.37	679,973.75	692,257.48	316,840.13	8,844.95	99.13%
Professional Services	158,000.00	9,957.59	80,335.26	98,831.61	19,912.34	39,256.05	75.15%
Non Operating Expenses	3,829,113.00	282,004.00	1,947,564.08	2,203,788.18	-	1,625,324.82	57.55%
Fund Charges/Transfers	610,166.00	50,513.83	403,790.72	404,110.64	-	206,055.36	66.23%
Maintenance Services	103,267.00	1,040.00	3,120.00	95,019.22	-	8,247.78	92.01%
Rental/Leasing	136,307.42	-	194,105.67	136,307.42	-	-	100.00%
Capital Outlay	1,146,547.00	-	142,270.50	81,887.96	(28,578.08)	1,093,237.12	4.65%
TOTAL PUBLIC SAFETY	17,594,414.98	1,271,228.19	10,112,247.40	11,308,991.45	1,105,740.53	5,179,683.00	70.56%
TOTAL EXPENDITURES	17,594,414.98	1,271,228.19	10,112,247.40	11,308,991.45	1,105,740.53	5,179,683.00	70.56%
** REVENUE OVER(UNDER) EXPENSES **	(534,028.98)	(87,903.46)	(77,512.59)	638,927.68	(1,105,740.53)	(67,216.13)	

CITY OF SCHERTZ
REVENUE REPORT (UNAUDITED)
AS OF: May 31, 2026

203-EMS REVENUES		CURRENT BUDGET	CURRENT PERIOD	PRIOR YEAR Y-T-D	Y-T-D ACTUAL	Y-T-D ENCUMBRANCE	BUDGET BALANCE	% OF BUDGET
Fees								
203-280-432034	Ambulance/Mileage Transprt Fee	11,110,204.00	936,930.30	6,419,186.15	7,348,498.24	-	3,761,705.76	66.14%
203-280-432036	Passport Membership Fees	30,000.00	125.00	22,600.00	20,945.00	-	9,055.00	69.82%
203-280-432039	EMT Class - Fees	162,500.00	22,100.00	135,995.68	109,818.00	-	52,682.00	67.58%
203-280-432038	CE Class - Fees	22,000.00	-	(1,817.75)	-	-	22,000.00	0.00%
203-280-432040	Immunization Fees	3,000.00	-	-	-	-	3,000.00	0.00%
203-280-432041	Billing Fees-External	34,000.00	3,443.69	19,024.86	23,531.79	-	10,468.21	69.21%
203-280-432042	Standby Fees	50,000.00	30,791.77	20,705.50	71,867.27	-	(21,867.27)	143.73%
203-280-432043	Community Services Support	50,000.00	3,706.00	56,284.90	29,206.81	-	20,793.19	58.41%
203-280-432044	MIH Services	50,000.00	3,780.00	33,967.80	34,982.00	-	15,018.00	69.96%
TOTAL Fees		11,511,704.00	1,000,876.76	6,705,947.14	7,638,849.11	-	3,872,854.89	66.36%
Inter-Jurisdictional								
203-280-473103	Seguin/Guadalupe Co Support	1,547,590.00	107,601.92	765,546.20	969,417.28	-	578,172.72	62.64%
203-280-473106	JBSA Support	694,653.00	59,624.45	461,416.42	475,258.96	-	219,394.04	68.42%
203-280-473107	Cibolo Support	794,434.00	-	496,521.18	595,825.41	-	198,608.59	75.00%
203-280-473114	Comal Co ESD #6	220,354.00	-	82,267.20	151,310.56	-	69,043.44	68.67%
203-280-473115	Live Oak Support	348,494.00	-	217,808.64	261,370.38	-	87,123.62	75.00%
203-280-473116	Universal City Support	427,859.00	-	267,412.14	320,894.58	-	106,964.42	75.00%
203-280-473117	Selma Support	255,715.00	-	159,821.82	215,759.46	-	39,955.54	84.37%
203-280-473118	Schertz Support	949,527.00	-	593,454.96	712,145.97	-	237,381.03	75.00%
203-280-473119	Santa Clara Support	16,966.00	-	10,603.98	12,724.77	-	4,241.23	75.00%
203-280-473120	Marion Support	26,090.00	-	16,306.74	22,014.09	-	4,075.91	84.38%
203-280-473121	TASPP Program	125,000.00	-	90,140.73	122,914.75	-	2,085.25	98.33%
203-280-473122	New Berlin Support	-	-	-	15,963.75	-	(15,963.75)	0.00%
TOTAL Inter-Jurisdictional		5,406,682.00	167,226.37	3,161,300.01	3,875,599.96	-	1,531,082.04	71.68%
Miscellaneous								
203-280-491200	Investment Income	-	0.05	0.37	0.32	-	(0.32)	0.00%
203-280-497002	Donations-EMS	2,000.00	-	100.00	281.00	-	1,719.00	14.05%
203-280-497000	Misc Income	60,000.00	8,202.49	61,721.01	337,448.54	-	(277,448.54)	562.41%
203-280-497023	Recovery of Bad Debt	20,000.00	237.40	19,732.01	7,691.90	-	12,308.10	38.46%
203-280-497022	Collection Agency-Bad Debt	60,000.00	6,781.66	85,934.27	88,048.30	-	(28,048.30)	146.75%
TOTAL Miscellaneous		142,000.00	15,221.60	167,487.66	433,470.06	-	(291,470.06)	305.26%
TOTAL REVENUES		17,060,386.00	1,183,324.73	10,034,734.81	11,947,919.13	-	5,112,466.87	70.03%

CITY OF SCHERTZ
CASH IN BANK AND INVESTMENTS
AS OF: May 31, 2026

Cash in Bank	
Claim on Operating Cash Pool-Checking	$ (3,911,284.33)
Cash in Investments	
EMS-Logic	21.51
Total Cash in Bank & Investments	**$ (3,911,262.82)**

CITY OF SCHERTZ

REVENUE AND EXPENSE REPORT (UNAUDITED)

AS OF: May 31, 2026

204-DRAINAGE FINANCIAL SUMMARY	CURRENT BUDGET	CURRENT PERIOD	PRIOR YEAR Y-T-D	Y-T-D ACTUAL	Y-T-D ENCUMBRANCE	BUDGET BALANCE	% OF BUDGET
REVENUE SUMMARY							
Permits	6,000.00	200.00	6,450.00	1,900.00	-	4,100.00	31.67%
Fees	2,260,000.00	181,923.32	923,832.20	1,320,875.40	-	939,124.60	58.45%
Fund Transfers	18,283.00	-	-	-	-	18,283.00	0.00%
Investment Income	32,000.00	1,097.50	20,508.21	9,368.68	-	22,631.32	29.28%
TOTAL REVENUES	2,316,283.00	183,220.82	950,790.41	1,332,093.73	-	984,189.27	57.51%
EXPENDITURE SUMMARY							
PUBLIC WORKS							
DRAINAGE							
Personnel Services	1,023,170.00	78,759.14	404,594.35	529,730.93	35,927.91	457,511.16	55.28%
Supplies	34,550.00	1,754.08	8,010.89	13,160.74	2,500.00	18,889.26	45.33%
Utility Services	35,000.00	3,724.50	15,211.27	18,757.11	16,582.98	(340.09)	100.97%
Operating Expenses	40,250.00	-	4,646.38	5,719.90	-	34,530.10	14.21%
Professional Services	252,500.00	-	1,500.00	1,666.50	(227.50)	251,061.00	0.57%
Fund Charges/Transfers	580,770.00	48,314.17	386,513.36	386,513.36	-	194,256.64	66.55%
Maintenance Services	425,000.00	5,155.40	22,505.71	123,605.58	70,576.76	230,817.66	45.69%
Capital Outlay	322,500.00	73,249.16	-	73,249.16	100,778.06	148,472.78	53.96%
TOTAL DRAINAGE	2,723,740.00	210,956.45	842,981.96	1,152,403.28	226,138.21	1,345,198.51	50.61%
PROJECTS							
Professional Services	100,000.00	926.00	-	95,342.80	(95,342.80)	100,000.00	-
TOTAL PROJECTS	100,000.00	926.00	-	95,342.80	(95,342.80)	100,000.00	0.00%
TOTAL EXPENDITURES	2,823,740.00	211,882.45	842,981.96	1,247,746.08	130,795.41	1,445,198.51	48.82%
** REVENUE OVER(UNDER) EXPEND	(507,457.00)	(28,661.63)	107,808.45	84,347.65	(130,795.41)	(461,009.24)	

CITY OF SCHERTZ

REVENUE REPORT (UNAUDITED)

AS OF: May 31, 2026

204-DRAINAGE		CURRENT BUDGET	CURRENT PERIOD	PRIOR YEAR Y-T-D	Y-T-D ACTUAL	Y-T-D ENCUMBRANCE	BUDGET BALANCE	% OF BUDGET
REVENUES								
Permits								
204-579-431116	Floodplain Permit	6,000.00	200.00	6,450.00	1,900.00	-	4,100.00	31.67%
TOTAL Permits		6,000.00	200.00	6,450.00	1,900.00	-	4,100.00	31.67%
Fees								
204-579-432054	Drainage Penalties	10,000.00	1,584.14	3,208.00	10,083.48	-	(83.48)	100.83%
204-579-432055	Drainage Fee	2,250,000.00	180,339.18	920,624.20	1,310,791.92	-	939,208.08	58.26%
TOTAL Fees		2,260,000.00	181,923.32	923,832.20	1,320,875.40	-	939,124.60	58.45%
Fund Transfers								
204-579-480101	Transfer In - General Fund	18,283.00	-	-	-	-	18,283.00	0.00%
TOTAL Funds Transfers		18,283.00	-	-	-	-	18,283.00	0.00%
Miscellaneous								
204-579-491000	Interest Earned	2,000.00	164.51	2,405.45	923.37	-	1,076.63	46.17%
204-579-491200	Investment Income	30,000.00	932.99	18,102.76	8,445.31	-	21,554.69	28.15%
TOTAL Miscellaneous		32,000.00	1,097.50	20,508.21	9,318.33	-	22,681.67	29.12%
TOTAL REVENUES		2,316,283.00	183,220.82	950,790.41	1,332,093.73	-	984,189.27	57.51%

DRAINAGE
CASH IN BANK AND INVESTMENTS
AS OF: May 31, 2026

Cash in Bank		
Claim on Operating Cash Pool-Checking	$	159,616.86
Cash in Investments		
Lone Star Investment-Drainage Maint Fund		289,143.37
Total Cash in Bank & Investments	**$**	**448,760.23**

CITY OF SCHERTZ

REVENUE AND EXPENSE REPORT (UNAUDITED)

AS OF: May 31, 2026

314-HOTEL TAX	CURRENT BUDGET	CURRENT PERIOD	PRIOR YEAR Y-T-D	Y-T-D ACTUAL	Y-T-D ENCUMBRANCE	BUDGET BALANCE	% OF BUDGET
FINANCIAL SUMMARY							
REVENUE SUMMARY							
Taxes	1,100,000.00	17,017.56	599,329.09	399,480.50	-	700,519.50	36.32%
Investment Income	126,500.00	13,993.54	108,206.93	109,375.87	-	17,124.13	86.46%
TOTAL REVENUES	1,226,500.00	31,011.10	707,536.02	508,856.37	-	717,643.63	41.49%
EXPENDITURE SUMMARY							
NONDEPARTMENTAL							
Operating Expenses	104,322.00	-	31,127.81	48,109.25	-	56,212.75	46.12%
Professional Services	1,000.00	-	1,000.00	648.00	-	352.00	64.80%
Fund Charges/Transfers	-	7,495.00	55,317.36	59,960.00	-	(59,960.00)	0.00%
Maintenance Services	25,000.00	-	-	-	-	25,000.00	0.00%
Capital Outlay	40,000.00	-	4,758.16	40,472.40	(3,146.80)	2,674.40	93.31%
TOTAL NONDEPARTMENTAL	170,322.00	7,495.00	92,203.33	149,189.65	(3,146.80)	24,279.15	85.75%
TOTAL GENERAL GOVERNMENT	170,322.00	7,495.00	92,203.33	149,189.65	(3,146.80)	24,279.15	85.75%
MISC & PROJECTS							
PROJECTS							
TOTAL PROJECTS	-	-	78,400.00	-	-	-	0.00%
TOTAL MISC & PROJECTS	-	-	78,400.00	-	-	-	0.00%
TOTAL EXPENDITURES	170,322.00	7,495.00	170,603.33	149,189.65	(3,146.80)	24,279.15	85.75%
REVENUE OVER(UNDER) EXPENDITURE	1,056,178.00	23,516.10	536,932.69	359,666.72	3,146.80	693,364.48	

HOTEL OCCUPANCY TAX FUND
CASH IN BANK AND INVESTMENTS
AS OF: May 31, 2026

Cash in Bank		
Claim on Operating Cash Pool-Checking	$	204,748.56
Cash in Investments		
Texas Class - Hotel Tax		4,317,268.72
Total Cash in Bank & Investments	$	4,522,017.28

HOTEL OCCUPANCY TAX

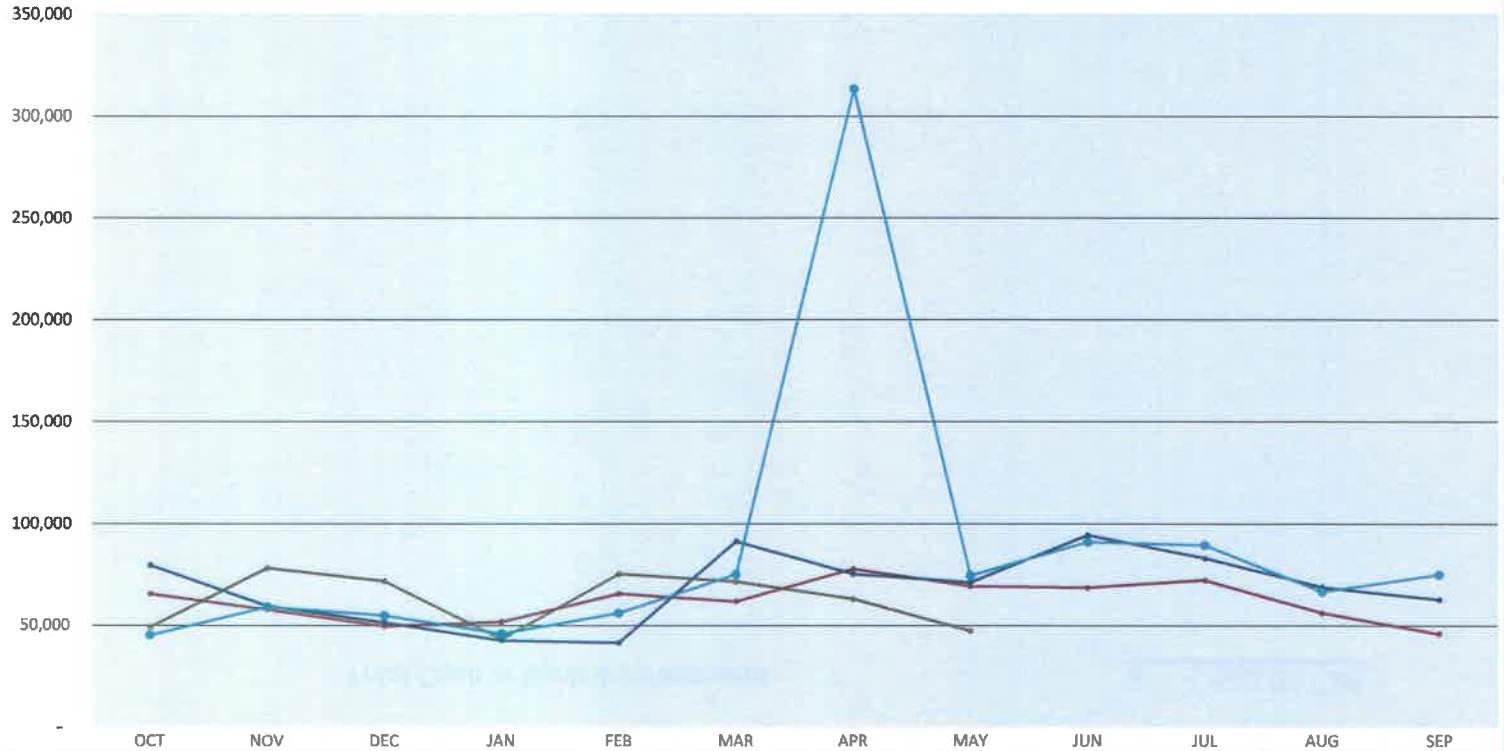

	OCT	NOV	DEC	JAN	FEB	MAR	APR	MAY	JUN	JUL	AUG	SEP
2025-26	49,294	78,209	71,794	43,430	75,390	71,573	63,152	47,496				
2024-25	65,720	58,088	49,899	52,055	65,940	62,149	77,969	69,429	68,830	72,429	56,301	46,101
2023-24	79,576	59,688	51,561	42,817	41,671	91,335	75,186	71,208	94,457	82,976	68,889	62,861
2022-23	45,268	59,237	54,980	46,118	56,190	74,993	313,177	74,439	90,866	89,341	66,631	74,851

CITY OF SCHERTZ

REVENUE AND EXPENSE REPORT (UNAUDITED)

AS OF: May 31, 2026

317-PARK FINANCIAL SUMMARY	CURRENT BUDGET	CURRENT PERIOD	PRIOR YEAR Y-T-D	Y-T-D ACTUAL	Y-T-D ENCUMBRANCE	BUDGET BALANCE	% OF BUDGET
REVENUE SUMMARY							
Fees	150,000.00	-	57,000.00	19,000.00	-	131,000.00	12.67%
Investment Income	4,750.00	1,919.21	15,900.92	15,470.72	-	(10,720.72)	325.70%
TOTAL REVENUES	154,750.00	1,919.21	72,900.92	34,470.72	-	120,279.28	22.28%
EXPENDITURE SUMMARY							
PARKLAND DEDICATION							
Capital Outlay	80,700.00	-	41,237.59	-	-	80,700.00	0.00%
TOTAL PARKLAND DEDICATION	100,000.00	-	41,237.59	-	-	100,000.00	0.00%
TOTAL EXPENDITURES	100,000.00	-	41,237.59	-	-	100,000.00	0.00%
REVENUE OVER(UNDER) EXPEND	54,750.00	1,919.21	31,663.33	34,470.72	-	20,279.28	

CITY OF SCHERTZ

REVENUE REPORT (UNAUDITED)

AS OF: May 31, 2026

317-PARK REVENUES		CURRENT BUDGET	CURRENT PERIOD	PRIOR YEAR Y-T-D	Y-T-D ACTUAL	Y-T-D ENCUMBRANCE	BUDGET BALANCE	% OF BUDGET
Fees								
317-301-432085	Parkland Dedication	150,000.00	-	57,000.00	19,000.00	-	131,000.00	12.67%
TOTAL Fees		150,000.00	-	57,000.00	19,000.00	-	131,000.00	12.67%
Miscellaneous								
317-101-491000	Interest Earned	750.00	89.80	966.52	662.60	-	87.40	88.35%
317-101-491200	Investment Income	4,000.00	1,829.41	14,934.40	14,808.12	-	(10,808.12)	370.20%
TOTAL Miscellaneous		4,750.00	1,919.21	15,900.92	15,470.72	-	(10,720.72)	325.70%
TOTAL REVENUES		154,750.00	1,919.21	72,900.92	34,470.72	-	120,279.28	22.28%

PARK FUND
CASH IN BANK AND INVESTMENTS
AS OF: May 31, 2026

	Current
Cash in Bank	
Claim on Operating Cash Pool-Checking	67,552.60
Cash in Investments	
Texas Class- Park Fund	575,729.40
Total in Investment Pool	575,729.40
Total Cash in Bank & Investments	643,282.00

CITY OF SCHERTZ

REVENUE AND EXPENSE REPORT (UNAUDITED)

AS OF: May 31, 2026

319-TREE MITIGATION FINANCIAL SUMMARY	CURRENT BUDGET	CURRENT PERIOD	PRIOR YEAR Y-T-D	Y-T-D ACTUAL	Y-T-D ENCUMBRANCE	BUDGET BALANCE	% OF BUDGET
REVENUE SUMMARY							
Fees	100,000.00	-	99,511.58	140,346.76	-	(40,346.76)	140.35%
Investment Income	49,250.00	4,989.20	39,018.78	38,262.46	-	10,987.54	77.69%
TOTAL REVENUES	149,250.00	4,989.20	138,530.36	178,609.22	-	(29,359.22)	119.67%
EXPENDITURE SUMMARY							
TREE MITIGATION							
Maintenance Services	85,000.00	1,200.00	60,035.79	11,200.00	42,100.00	31,700.00	62.71%
TOTAL TREE MITIGATION	85,000.00	1,200.00	60,035.79	11,200.00	42,100.00	31,700.00	62.71%
TOTAL EXPENDITURES	85,000.00	1,200.00	60,035.79	11,200.00	42,100.00	31,700.00	62.71%
REVENUE OVER(UNDER) EXPEND	64,250.00	3,789.20	78,494.57	167,409.22	(42,100.00)	(61,059.22)	

CITY OF SCHERTZ
REVENUE REPORT (UNAUDITED)
AS OF: May 31, 2026

319-TREE MITIGATION REVENUES		CURRENT BUDGET	CURRENT PERIOD	PRIOR YEAR Y-T-D	Y-T-D ACTUAL	Y-T-D ENCUMBRANCE	BUDGET BALANCE	% OF BUDGET
Fees								
319-302-432086	Tree Mitigation	100,000.00	-	99,511.58	140,346.76	-	(40,346.76)	140.35%
TOTAL Fees		100,000.00	-	99,511.58	140,346.76	-	(40,346.76)	140.35%
Miscellaneous								
319-101-491000	Interest Earned	1,250.00	16.74	345.83	683.25	-	566.75	54.66%
319-101-491200	Investment Income	48,000.00	4,972.46	38,672.95	37,579.21	-	10,420.79	78.29%
TOTAL Miscellaneous		49,250.00	4,989.20	39,018.78	38,262.46	-	10,987.54	77.69%
TOTAL REVENUES		149,250.00	4,989.20	138,530.36	178,609.22	-	(29,359.22)	119.67%

TREE MITIGATION FUND
CASH IN BANK AND INVESTMENTS
AS OF: May 31, 2026

Cash in Bank	
Claim on Operating Cash Pool-Checking	$12,590.59
Cash in Investments	
MBIA Investment-Tree Mitigation	1,564,862.62
Total Cash in Bank & Investments	**$1,577,453.21**

CITY OF SCHERTZ

REVENUE AND EXPENSE REPORT (UNAUDITED)

AS OF: May 31, 2026

411-CAPITAL RECOVERY WATER	CURRENT BUDGET	CURRENT PERIOD	PRIOR YEAR Y-T-D	Y-T-D ACTUAL	Y-T-D ENCUMBRANCE	BUDGET BALANCE	% OF BUDGET
FINANCIAL SUMMARY							
REVENUE SUMMARY							
Fees	1,000,000.00	240,828.00	1,019,843.38	1,680,031.99	-	(680,031.99)	168.00%
Investment Income	226,400.00	33,112.38	226,073.81	246,574.39	-	(20,174.39)	108.91%
TOTAL REVENUES	1,226,400.00	273,940.38	1,245,917.19	1,926,606.38	-	(700,206.38)	157.09%
EXPENDITURE SUMMARY							
GENERAL GOVERNMENT							
NONDEPARTMENTAL							
Professional Services	1,000.00	-	13,454.91	648.00	-	352.00	64.80%
TOTAL NON DEPARTMENTAL	1,000.00	-	63,454.91	648.00	-	352.00	64.80%
MISC & PROJECTS							
PROJECTS							
TOTAL MISC & PROJECTS	-	-	-	-	-	-	0.00%
TOTAL EXPENDITURES	1,000.00	-	63,454.91	648.00	-	352.00	64.80%
REVENUE OVER(UNDER) EXPENDITURES	1,225,400.00	273,940.38	1,182,462.28	1,925,958.38	-	(700,558.38)	

CITY OF SCHERTZ
REVENUE REPORT (UNAUDITED)
AS OF: May 31, 2026

411-CAPITAL RECOVERY WATER REVENUES		CURRENT BUDGET	CURRENT PERIOD	PRIOR YEAR Y-T-D	Y-T-D ACTUAL	Y-T-D ENCUMBRANCE	BUDGET BALANCE	% OF BUDGET
Fees								
411-575-432027	Cap Rcvry-Water	1,000,000.00	240,828.00	1,019,843.38	1,680,031.99	-	(680,031.99)	168.00%
TOTAL Fees		1,000,000.00	240,828.00	1,019,843.38	1,680,031.99	-	(680,031.99)	168.00%
Miscellaneous								
411-101-491000	Interest Earned	1,400.00	438.85	3,341.51	4,277.65	-	(2,877.65)	305.55%
411-101-491200	Investment Income	225,000.00	32,673.53	222,732.30	242,296.74	-	(17,296.74)	107.69%
TOTAL Miscellaneous		226,400.00	33,112.38	226,073.81	246,574.39	-	(20,174.39)	108.91%
TOTAL REVENUES		1,226,400.00	273,940.38	1,245,917.19	1,926,606.38	-	(700,206.38)	157.09%

CAPITAL RECOVERY WATER
CASH IN BANK AND INVESTMENTS
AS OF: May 31, 2026

Cash in Bank		
Claim on Operating Cash Pool-Checking	$	570,956.24
Cash in Investments		
Lone Star Investment-Capital Recovery Water		10,125,837.77
Total Cash in Bank & Investments	**$**	**10,696,794.01**

CITY OF SCHERTZ

REVENUE AND EXPENSE REPORT (UNAUDITED)

AS OF: May 31, 2026

421-CAPITAL RECOVERY SEWER FINANCIAL SUMMARY	CURRENT BUDGET	CURRENT PERIOD	PRIOR YEAR Y-T-D	Y-T-D ACTUAL	Y-T-D ENCUMBRANCE	BUDGET BALANCE	% OF BUDGET
REVENUE SUMMARY							
Fees	600,000.00	345,221.88	550,206.48	1,172,397.36	-	(572,397.36)	195.40%
Investment Income	201,000.00	16,914.59	122,824.93	120,157.55	-	80,842.45	59.78%
TOTAL REVENUES	801,000.00	362,136.47	673,031.41	1,292,554.91	-	(491,554.91)	161.37%
EXPENDITURE SUMMARY							
GENERAL GOVERNMENT							
NONDEPARTMENTAL							
Professional Services	14,353.00	-	13,780.29	648.00	-	13,705.00	4.51%
TOTAL NON DEPARTMENTAL	14,353.00	-	13,780.29	648.00	-	13,705.00	4.51%
TOTAL EXPENDITURES	14,353.00	-	13,780.29	648.00	-	13,705.00	4.51%
REVENUE OVER(UNDER) EXPENDITURES	786,647.00	362,136.47	659,251.12	1,291,906.91	-	(505,259.91)	

CITY OF SCHERTZ
REVENUE REPORT (UNAUDITED)
AS OF: May 31, 2026

421-CAPITAL RECOVERY SEWER		CURRENT BUDGET	CURRENT PERIOD	PRIOR YEAR Y-T-D	Y-T-D ACTUAL	Y-T-D ENCUMBRANCE	BUDGET BALANCE	% OF BUDGET
REVENUES								
Fees								
421-575-432028	Cap Rcvry-Waste Water	600,000.00	345,221.88	550,206.48	1,172,397.36	-	(572,397.36)	195.40%
TOTAL Fees		600,000.00	345,221.88	550,206.48	1,172,397.36	-	(572,397.36)	195.40%
Miscellaneous								
421-101-491000	Interest Earned	1,000.00	4,011.86	41,571.28	38,873.99	-	(37,873.99)	3887.40%
421-101-491200	Investment Income	200,000.00	12,902.73	81,253.65	81,283.56	-	118,716.44	40.64%
TOTAL Miscellaneous		201,000.00	16,914.59	122,824.93	120,157.55	-	80,842.45	59.78%
TOTAL REVENUES		801,000.00	362,136.47	673,031.41	1,292,554.91	-	(491,554.91)	161.37%

CAPITAL RECOVERY SEWER
CASH IN BANK AND INVESTMENTS
AS OF: May 31, 2026

Cash in Bank		
Claim on Operating Cash Pool-Checking	$	32,907.86
Cash in Investments		
Lone Star Investment-Capital Recovery Sewer		2,974,965.56
Total Cash in Bank & Investments	**$**	**3,007,873.42**

CITY OF SCHERTZ

REVENUE AND EXPENSE REPORT (UNAUDITED)

AS OF: May 31, 2026

431-ROADWAY IMPACT FEE AREA 1	CURRENT BUDGET	CURRENT PERIOD	PRIOR YEAR Y-T-D	Y-T-D ACTUAL	Y-T-D ENCUMBRANCE	BUDGET BALANCE	% OF BUDGET
FINANCIAL SUMMARY							
REVENUE SUMMARY							
Fees	300,000.00	64,030.00	46,253.62	368,630.56	-	(68,630.56)	122.88%
Investment Income	55,300.00	6,584.53	51,712.79	49,754.07	-	5,545.93	89.97%
TOTAL REVENUES	355,300.00	70,614.53	97,966.41	418,384.63	-	(63,084.63)	117.76%
EXPENDITURE SUMMARY							
GENERAL GOVERNMENT							
NONDEPARTMENTAL							
Professional Services	5,000.00	1,434.87	-	25,522.29	(25,522.29)	5,000.00	0.00%
TOTAL NON DEPARTMENTAL	5,000.00	1,434.87	-	25,522.29	(25,522.29)	5,000.00	0.00%
TOTAL MISC & PROJECTS	-	-	-	-	-	-	0.00%
TOTAL EXPENDITURES	5,000.00	1,434.87	-	25,522.29	(25,522.29)	5,000.00	0.00%
REVENUE OVER(UNDER) EXPENDITURES	350,300.00	69,179.66	97,966.41	392,862.34	25,522.29	(68,084.63)	

CITY OF SCHERTZ

REVENUE REPORT (UNAUDITED)

AS OF: May 31, 2026

431-ROADWAY IMPACT FEE AREA 1		CURRENT BUDGET	CURRENT PERIOD	PRIOR YEAR Y-T-D	Y-T-D ACTUAL	Y-T-D ENCUMBRANCE	BUDGET BALANCE	% OF BUDGET
REVENUES								
Fees								
431-173-432030	CapitalRcvry-RoadwaysSrvAre	300,000.00	64,030.00	46,253.62	368,630.56	-	(68,630.56)	122.88%
TOTAL Fees		300,000.00	64,030.00	46,253.62	368,630.56	-	(68,630.56)	122.88%
Miscellaneous								
431-101-491000	Interest Earned	300.00	101.65	309.68	192.50	-	79.56	64.17%
431-101-491200	Investment Income	55,000.00	6,482.88	51,403.11	49,561.57	-	25,184.67	90.11%
TOTAL Miscellaneous		55,300.00	6,584.53	51,712.79	49,754.07	-	25,264.23	89.97%
TOTAL REVENUES		355,300.00	70,614.53	97,966.41	418,384.63	-	(43,366.33)	117.76%

ROADWAY IMPACT FEE AREA 1
CASH IN BANK AND INVESTMENTS
AS OF: May 31, 2026

Cash in Bank		
Claim on Operating Cash Pool-Checking	$	24,497.08
Cash in Investments		
Lone Star Investment-Cap Rec Streets 1		2,113,830.27
Total Cash in Bank & Investments	**$**	**2,138,327.35**

CITY OF SCHERTZ

REVENUE AND EXPENSE REPORT (UNAUDITED)

AS OF: May 31, 2026

432-ROADWAY IMPACT FEE AREA 2	CURRENT BUDGET	CURRENT PERIOD	PRIOR YEAR Y-T-D	Y-T-D ACTUAL	Y-T-D ENCUMBRANCE	BUDGET BALANCE	% OF BUDGET
FINANCIAL SUMMARY							
REVENUE SUMMARY							
Fees	200,000.00	-	21,419.68	15,475.81	-	184,524.19	7.74%
Investment Income	27,650.00	3,000.73	25,674.86	24,615.84	-	3,034.16	89.03%
TOTAL REVENUES	227,650.00	3,000.73	47,094.54	40,091.65	-	187,558.35	17.61%
EXPENDITURE SUMMARY							
GENERAL GOVERNMENT							
NONDEPARTMENTAL							
City Assistance	100,000.00	-	54,976.89	34,448.83	58,345.92	7,205.25	92.79%
Professional Services	5,000.00	1,434.87	-	25,522.31	(25,522.31)	5,000.00	0.00%
TOTAL NON DEPARTMENTAL	105,000.00	1,434.87	54,976.89	59,971.14	32,823.61	12,205.25	88.38%
TOTAL EXPENDITURES	105,000.00	1,434.87	54,976.89	59,971.14	32,823.61	12,205.25	88.38%
REVENUE OVER(UNDER) EXPENDITURES	122,650.00	1,565.86	(7,882.35)	(19,879.49)	(32,823.61)	175,353.10	

CITY OF SCHERTZ
REVENUE REPORT (UNAUDITED)
AS OF: May 31, 2026

432-ROADWAY IMPACT FEE AREA 2		CURRENT BUDGET	CURRENT PERIOD	PRIOR YEAR Y-T-D	Y-T-D ACTUAL	Y-T-D ENCUMBRANCE	BUDGET BALANCE	% OF BUDGET
REVENUES								
Fees								
432-173-432031	CapitalRcvry-RoadwaysSrvAre	200,000.00	-	21,419.68	15,475.81	-	184,524.19	7.74%
TOTAL Fees		200,000.00	-	21,419.68	15,475.81	-	184,524.19	7.74%
Miscellaneous								
432-101-491000	Interest Earned	150.00	-	82.76	79.97	-	70.03	53.31%
432-101-491200	Investment Income	27,500.00	3,000.73	25,592.10	24,535.87	-	2,964.13	89.22%
TOTAL Miscellaneous		27,650.00	3,000.73	25,674.86	24,615.84	-	3,034.16	89.03%
TOTAL REVENUES		227,650.00	3,000.73	47,094.54	40,091.65	-	187,558.35	17.61%

ROADWAY IMPACT FEE AREA 2
CASH IN BANK AND INVESTMENTS
AS OF: May 31, 2026

Cash in Bank		
Claim on Operating Cash Pool-Checking	$	194.29
Cash in Investments		
Lone Star Investment-Cap Rec Streets 2		928,149.82
Total Cash in Bank & Investments	**$**	**928,344.11**

CITY OF SCHERTZ
REVENUE AND EXPENSE REPORT (UNAUDITED)
AS OF: May 31, 2026

433-ROADWAY IMPACT FEE AREA 3 FINANCIAL SUMMARY	CURRENT BUDGET	CURRENT PERIOD	PRIOR YEAR Y-T-D	Y-T-D ACTUAL	Y-T-D ENCUMBRANCE	BUDGET BALANCE	% OF BUDGET
REVENUE SUMMARY							
Fees	350,000.00	26,960.00	337,000.00	155,455.20	-	194,544.80	44.42%
Investment Income	75,250.00	9,779.21	73,372.06	76,846.35	-	(1,596.35)	102.12%
TOTAL REVENUES	425,250.00	36,739.21	410,372.06	232,301.55	-	192,948.45	54.63%
EXPENDITURE SUMMARY							
GENERAL GOVERNMENT							
NONDEPARTMENTAL							
Professional Services	5,000.00	1,434.88	-	25,522.33	(25,522.33)	5,000.00	0.00%
TOTAL NON DEPARTMENTAL	5,000.00	1,434.88	-	25,522.33	(25,522.33)	5,000.00	0.00%
TOTAL EXPENDITURES	5,000.00	1,434.88	-	25,522.33	(25,522.33)	5,000.00	0.00%
REVENUE OVER(UNDER) EXPENDITURES	420,250.00	35,304.33	410,372.06	206,779.22	25,522.33	187,948.45	

CITY OF SCHERTZ

REVENUE REPORT (UNAUDITED)

AS OF: May 31, 2026

433-ROADWAY IMPACT FEE AREA 3		CURRENT BUDGET	CURRENT PERIOD	PRIOR YEAR Y-T-D	Y-T-D ACTUAL	Y-T-D ENCUMBRANCE	BUDGET BALANCE	% OF BUDGET
REVENUES								
Fees								
433-173-432032	CapitalRcvry-RoadwaysSrvAre	350,000.00	26,960.00	337,000.00	155,455.20	-	194,544.80	44.42%
TOTAL Fees		350,000.00	26,960.00	337,000.00	155,455.20	-	194,544.80	44.42%
Miscellaneous								
433-101-491000	Interest Earned	250.00	24.74	338.82	178.81	-	71.19	71.52%
433-101-491200	Investment Income	75,000.00	9,754.47	73,033.24	76,667.54	-	(1,667.54)	102.22%
TOTAL Miscellaneous		75,250.00	9,779.21	73,372.06	76,846.35	-	(1,596.35)	102.12%
TOTAL REVENUES		425,250.00	36,739.21	410,372.06	232,301.55	-	192,948.45	54.63%

ROADWAY IMPACT FEE AREA 3
CASH IN BANK AND INVESTMENTS
AS OF: May 31, 2026

Cash in Bank		
Claim on Operating Cash Pool-Checking	$	10,571.97
Cash in Investments		
Lone Star Investment-Cap Rec Streets 3		3,054,601.63
Total Cash in Bank & Investments	**$**	**3,065,173.60**

CITY OF SCHERTZ

REVENUE AND EXPENSE REPORT (UNAUDITED)

AS OF: May 31, 2026

434-ROADWAY IMPACT FEE AREA 4 FINANCIAL SUMMARY	CURRENT BUDGET	CURRENT PERIOD	PRIOR YEAR Y-T-D	Y-T-D ACTUAL	Y-T-D ENCUMBRANCE	BUDGET BALANCE	% OF BUDGET
REVENUE SUMMARY							
Fees	3,000.00	-	-	64,030.00	-	(61,030.00)	2134.33%
Investment Income	315.00	135.87	212.42	810.47	-	(495.47)	257.29%
TOTAL REVENUES	3,315.00	135.87	212.42	64,840.47	-	(61,525.47)	1955.97%
EXPENDITURE SUMMARY							
GENERAL GOVERNMENT							
NONDEPARTMENTAL							
Professional Services	3,000.00	1,434.88	-	25,522.32	(25,522.32)	3,000.00	0.00%
TOTAL NON DEPARTMENTAL	3,000.00	1,434.88	-	25,522.32	(25,522.32)	3,000.00	0.00%
TOTAL EXPENDITURES	3,000.00	1,434.88	-	25,522.32	(25,522.32)	3,000.00	0.00%
REVENUE OVER(UNDER) EXPENDITURES	315.00	(1,299.01)	212.42	39,318.15	25,522.32	(64,525.47)	

CITY OF SCHERTZ

REVENUE REPORT (UNAUDITED)

AS OF: May 31, 2026

434-ROADWAY IMPACT FEE AREA 4 REVENUES		CURRENT BUDGET	CURRENT PERIOD	PRIOR YEAR Y-T-D	Y-T-D ACTUAL	Y-T-D ENCUMBRANCE	BUDGET BALANCE	% OF BUDGET
Fees								
434-173-432033	CapitalRcvry-RoadwaysSrvAre	3,000.00	-	-	64,030.00	-	(61,030.00)	2134.33%
TOTAL Fees		3,000.00	-	-	64,030.00	-	(61,030.00)	2134.33%
Miscellaneous								
434-101-491000	Interest Earned	15.00	16.42	0.05	35.54	-	(20.54)	236.93%
434-101-491200	Investment Income	300.00	119.45	212.37	774.93	-	(474.93)	258.31%
TOTAL Miscellaneous		315.00	135.87	212.42	810.47	-	(495.47)	257.29%
TOTAL REVENUES		3,315.00	135.87	212.42	64,840.47	-	(61,525.47)	1955.97%

ROADWAY IMPACT FEE AREA 4
CASH IN BANK AND INVESTMENTS
AS OF: May 31, 2026

Cash in Bank		
Claim on Operating Cash Pool-Checking	$	355.40
Cash in Investments		
Lone Star Investment-Cap Rec Streets 4		47,852.80
Total Cash in Bank & Investments	**$**	**48,208.20**

CITY OF SCHERTZ

REVENUE AND EXPENSE REPORT (UNAUDITED)

AS OF: May 31 , 2026

505-TAX I&S	CURRENT BUDGET	CURRENT PERIOD	PRIOR YEAR Y-T-D	Y-T-D ACTUAL	Y-T-D ENCUMBRANCE	BUDGET BALANCE	% OF BUDGET
FINANCIAL SUMMARY							
REVENUE SUMMARY							
Taxes	10,270,000.00	58,865.29	9,056,903.73	9,827,802.10	-	442,197.90	95.69%
Investment Income	105,000.00	5,473.13	71,616.91	35,832.26	-	69,167.74	34.13%
Miscellaneous	100,000.00	-	100,000.00	-	-	100,000.00	0.00%
TOTAL REVENUES	10,475,000.00	64,338.42	9,232,599.90	9,865,826.06	-	609,173.94	94.18%
EXPENDITURE SUMMARY							
GENERAL GOVERNMENT							
NONDEPARTMENTAL							
Professional Services	4,200.00	-	2,400.00	2,800.00	-	1,400.00	66.67%
Debt Service	11,541,012.00	-	8,662,553.82	9,428,606.55	3,992,777.81	(1,880,372.36)	116.29%
TOTAL GENERAL GOVERNMENT	11,545,212.00	-	8,664,953.82	9,431,406.55	3,992,777.81	(1,878,972.36)	116.27%
TOTAL EXPENDITURES	11,545,212.00	-	8,664,953.82	9,431,406.55	3,992,777.81	(1,878,972.36)	116.27%
** REVENUE OVER(UNDER) EXPEND	(1,070,212.00)	64,338.42	567,646.08	434,419.51	(3,992,777.81)	2,488,146.30	

CITY OF SCHERTZ
REVENUE REPORT (UNAUDITED)
AS OF: May 31 , 2026

505-TAX I & S REVENUES		CURRENT BUDGET	CURRENT PERIOD	PRIOR YEAR Y-T-D	Y-T-D ACTUAL	Y-T-D ENCUMBRANCE	BUDGET BALANCE	% OF BUDGET
Taxes								
505-101-411900	Property Tax Revenue	10,270,000.00	58,865.29	9,056,903.73	9,827,802.10	-	442,197.90	95.69%
TOTAL Taxes		10,270,000.00	58,865.29	9,056,903.73	9,827,802.10	-	442,197.90	95.69%
Miscellaneous								
505-101-491000	Interest Earned	5,000.00	129.26	4,605.73	1,512.46	-	3,487.54	30.25%
505-101-491200	Investment Income	100,000.00	5,343.87	67,011.18	34,319.80	-	65,680.20	34.32%
505-101-497018	Contribution From YMCA	100,000.00	-	100,000.00	-	-	100,000.00	0.00%
505-101-480401	Transfer In - Bond Project	-	-	-	2,191.70	-	(2,191.70)	0.00%
TOTAL Miscellaneous		205,000.00	5,473.13	171,616.91	38,023.96	-	166,976.04	18.55%
TOTAL REVENUES		10,475,000.00	64,338.42	9,228,520.64	9,865,826.06	-	609,173.94	94.18%

CITY OF SCHERTZ
REVENUE AND EXPENSE REPORT (UNAUDITED)
AS OF: May 31 , 2026

505-TAX I & S

GENERAL GOVERNMENT NON DEPARTMENTAL		CURRENT BUDGET	CURRENT PERIOD	PRIOR YEAR Y-T-D	Y-T-D ACTUAL	Y-T-D ENCUMBRANCE	BUDGET BALANCE	% OF BUDGET
Professional Services								
505-101-555041	Paying Agent	4,200.00	-	2,400.00	2,800.00	-	1,400.00	66.67%
505-101-555040	Cost of Bond Issuance	-	-	-	-	-	-	0.00%
TOTAL Professional Services		4,200.00	-	2,400.00	2,800.00	-	1,400.00	66.67%
Debt Service								
505-101-555012	Bond-GO 2007 Principal	400,000.00	-	385,000.00	400,000.00	-	-	100.00%
505-101-555011	Bond-GO 2007 Interest	25,030.00	-	24,420.00	16,585.25	-	8,444.75	66.26%
505-101-555016	Bond-GO 2014 Refund-Principal	860,000.00	-	830,000.00	860,000.00	-	-	100.00%
505-101-555015	Bond-GO 2014 Refund-Interest	161,425.00	-	102,762.50	88,237.50	73,187.50	-	100.00%
505-101-555025	Bond-GO Ref 2015-Interest	37,050.00	-	18,525.00	18,525.00	18,525.00	-	100.00%
505-101-555027	Bond-GO SR2016-Principal	285,000.00	-	275,000.00	285,000.00	-	-	100.00%
505-101-555026	Bond-GO SR2016-Interest	89,206.00	-	52,953.13	47,453.13	41,753.13	(0.26)	100.00%
505-101-555033	Bond-TaxableB CO SR2016-Princi	70,000.00	-	70,000.00	70,000.00	-	-	100.00%
505-101-555032	Bond-Taxable CO SR2016-Interes	32,312.00	-	17,731.25	16,681.25	15,631.25	(0.50)	100.00%
505-101-555031	Bond-NonTaxA CO SR2016-Princip	75,000.00	-	75,000.00	75,000.00	-	-	100.00%
505-101-555030	Bond-NonTax CO SR2016-Interest	22,893.00	-	13,134.38	12,009.38	10,884.38	(0.76)	100.00%
505-101-555009	Bond-CO SR2017-Principal	185,000.00	-	185,000.00	190,000.00	-	(5,000.00)	102.70%
505-101-555008	Bond-CO SR2017 - Interest	79,050.00	-	44,462.50	41,687.50	38,837.50	(1,475.00)	101.87%
505-101-555029	Bond-GO SR2017 - Principal	190,000.00	-	180,000.00	185,000.00	-	5,000.00	97.37%
505-101-555028	Bond-GO SR2017 - Interest	80,525.00	-	43,612.50	40,912.50	38,137.50	1,475.00	98.17%
505-101-555018	Bond-GO 2018 Refund- Principal	635,000.00	-	625,000.00	635,000.00	-	-	100.00%
505-101-555017	Bond-GO 2018 Refund - Interest	34,397.00	-	27,189.00	20,564.00	13,833.00	-	100.00%
505-101-555000	Bond-CO 2018 - Principal	185,000.00	-	285,000.00	185,000.00	-	-	100.00%
505-101-555001	Bond-CO 2018 - Interest	112,388.00	-	65,631.25	58,506.25	53,881.25	0.50	100.00%
505-101-555063	Bond-GO 2018 Ref - Principal	250,000.00	-	235,000.00	250,000.00	-	-	100.00%
505-101-555064	Bond-GO 2018 Ref - Interest	136,444.00	-	77,221.88	71,346.88	65,096.88	0.24	100.00%
505-101-555003	Bond-CO 2019-Principal	305,000.00	-	290,000.00	305,000.00	-	-	100.00%
505-101-555002	Bond-CO 2019-Interest	70,975.00	-	44,337.50	38,537.50	32,437.50	-	100.00%
505-101-555020	Bond-GO 2020-Principal	345,000.00	-	330,000.00	345,000.00	-	-	100.00%
505-101-555019	Bond-GO 2020-Interest	95,963.00	-	58,031.25	51,431.25	44,531.25	0.50	100.00%

CITY OF SCHERTZ

REVENUE AND EXPENSE REPORT (UNAUDITED)

AS OF: May 31 , 2026

505-TAX I & S

GENERAL GOVERNMENT NON DEPARTMENTAL		CURRENT BUDGET	CURRENT PERIOD	PRIOR YEAR Y-T-D	Y-T-D ACTUAL	Y-T-D ENCUMBRANCE	BUDGET BALANCE	% OF BUDGET
505-101-555022	Bond-GO 2021 Ref - Principal	390,000.00	-	370,000.00	390,000.00	-	-	100.00%
505-101-555021	Bond-GO 2021 Ref - Interest	80,800.00	-	51,700.00	44,300.00	36,500.00	-	100.00%
505-101-555007	Bond-CO 2022 - Principal	195,000.00	-	190,000.00	195,000.00	-	-	100.00%
505-101-555006	Bond-CO 2022 - Interest	138,775.00	-	76,575.01	71,825.00	66,950.00	-	100.00%
505-101-555005	Bond-CO 2022A - Principal	290,000.00	-	280,000.00	290,000.00	-	-	100.00%
505-101-555004	Bond-CO 2022A - Interest	322,850.00	-	172,050.00	165,050.00	157,800.00	-	100.00%
505-101-555024	Bond-GO 2022 - Principal	655,000.00	-	625,000.00	655,000.00	-	-	100.00%
505-101-555023	Bond-GO 2022 - Interest	724,225.00	-	385,925.00	370,300.00	353,925.00	-	100.00%
505-101-555065	Bond-CO 2024 - Principal	1,740,000.00	-	1,785,000.00	1,740,000.00	-	-	100.00%
505-101-555066	Bond-CO 2024 - Interest	758,350.00	-	371,291.67	400,925.00	1,339,075.00	(981,650.00)	229.45%
505-101-555067	Principal-CO 2025	-	-	-	-	825,000.00	(825,000.00)	0.00%
505-101-555068	Interest-CO 2025	1,483,354.00	-	-	798,729.16	766,791.67	(82,166.83)	105.54%
TOTAL Debt Service		11,541,012.00	-	8,662,553.82	9,428,606.55	3,992,777.81	(1,880,372.36)	116.29%
TOTAL EXPENDITURES		11,545,212.00	-	8,664,953.82	9,431,406.55	3,992,777.81	(1,878,972.36)	116.27%

TAX I&S
CASH IN BANK AND INVESTMENTS
AS OF: May 31 , 2026

Cash in Bank		
Claim on Operating Cash Pool-Checking	$	28,098.74
Texas Class Investment- Tax I&S		1,797,293.83
Total Cash in Bank & Investments	**$**	**1,825,392.57**

CITY OF SCHERTZ

REVENUE AND EXPENSE REPORT (UNAUDITED)

AS OF: May 31 , 2026

620-SED CORPORATION FINANCIAL SUMMARY	CURRENT BUDGET	CURRENT PERIOD	PRIOR YEAR Y-T-D	Y-T-D ACTUAL	Y-T-D ENCUMBRANCE	BUDGET BALANCE	% OF BUDGET
REVENUE SUMMARY							
Taxes	7,668,608.00	910,484.90	5,690,119.27	18,097,374.36	-	(10,428,766.36)	235.99%
Investment Income	1,260,000.00	172,351.59	1,179,313.51	1,229,610.05	-	30,389.95	97.59%
TOTAL REVENUES	8,928,608.00	1,082,836.49	6,869,432.78	19,327,169.42	-	(10,398,561.42)	216.46%
EXPENDITURE SUMMARY							
NONDEPARTMENTAL							
City Assistance	15,299,100.00	-	9,335,299.17	100,730.00	-	15,198,370.00	0.66%
TOTAL NONDEPARTMENTAL	15,299,100.00	-	9,335,299.17	100,730.00	-	15,198,370.00	0.66%
ECONOMIC DEVELOPMENT							
Personel Services	27,775.00	3,544.49	13,726.91	22,732.32	-	5,042.68	81.84%
Supplies	58,975.00	12,073.42	23,155.05	31,002.01	12,000.00	15,972.99	72.92%
City Support Services	213,100.00	-	1,421.34	269.85	-	212,830.15	0.13%
Utility Services	975.00	56.43	344.99	288.07	508.94	177.99	81.74%
Operating Expenses	398,535.00	35,647.30	97,857.05	180,536.28	63,059.50	154,939.22	61.12%
Professional Services	61,300.00	-	6,836.50	38,625.00	-	22,675.00	63.01%
Fund Charges/Transfers	641,703.00	-	609,080.00	641,703.00	-	-	100.00%
TOTAL ECONO DEVELOPMENT	1,402,363.00	51,321.64	752,421.84	915,156.53	75,568.44	411,638.03	70.65%
TOTAL EXPENDITURES	16,701,463.00	51,321.64	10,087,721.01	1,015,886.53	75,568.44	15,610,008.03	6.54%
** REVENUE OVER(UNDER) EXPEND	(7,772,855.00)	1,031,514.85	(3,218,288.23)	18,311,282.89	(75,568.44)	(26,008,569.45)	

SED CORPORATION
CASH IN BANK AND INVESTMENTS
AS OF: May 31 , 2026

Cash in Bank		
Claim on Operating Cash Pool-Checking	$	663,492.81
Cash in Investments		
Texas Class Investment-Economic Development Corp		53,076,531.41
Schertz Bank & Trust-Certificate of Deposit		1,224,960.43
Schertz Bank & Trust-Certificate of Deposit		1,266,537.72
Total Cash in Bank & Investments	**$**	**56,231,522.37**

C I T Y O F S C H E R T Z

INVESTMENT REPORT

FOR MAY 2026

C I T Y O F S C H E R T Z
INVESTMENT REPORT
FOR MAY 2026

	Beginning Mkt Value	Deposits /Purchase	Withdrawals	Interest Earned	Mkt Appreciation/ Depreciation/ Accrued Interest	Ending Mkt Value
SUMMARY						
TOTAL OPERATIONS	$ 8,358,187.89	$ 19,123,499.92	$ (19,094,039.54)	$ 33,710.42	$ -	$ 8,421,358.69
TOTAL LOGIC	$ 110,115,370.09	$ 1,000,000.00	$ (2,137,626.76)	$ 350,134.28	$ -	$ 109,327,877.61
TOTAL LONESTAR	$ 30,227,367.62	$ 3,163,000.00	$ (1,135,931.14)	$ 98,489.69	$ -	$ 32,352,926.17
TOTAL TEXAS CLASS	$ 79,244,887.23	$ 4,128,000.00	$ (586,291.42)	$ 253,707.12	$ -	$ 83,040,302.93
TOTAL HANCOCK WHITNEY	$ 1,929,983.64	$ -	$ (1,000,000.00)	$ 11,055.45	$ (11,193.15)	$ 929,845.94
TOTAL C.D.s	$ 10,800,459.47	$ 244,000.00	$ -	$ 23,004.32	$ (105,811.27)	$ 10,961,652.52
Totals	$ 240,676,255.94	$ 27,658,499.92	$ (23,953,888.86)	$ 770,101.28	$ (117,004.42)	$ 245,033,963.86

This investment portfolio represents a liquid and diverse holding by the City of Schertz.
The investment strategy is to hold the monthly operating funds in the bank while investing other funds. By looking at the purpose of the funds being invested, it can be determined that it is in best interest of the City to invest in securities over 1 year to maximize yield while still maintaining all collateral and other safety requirements.
This portfolio is in compliance with the City's Investment Policy and with the Public Funds Investment Act.

Finance Director

City Manager

May-26

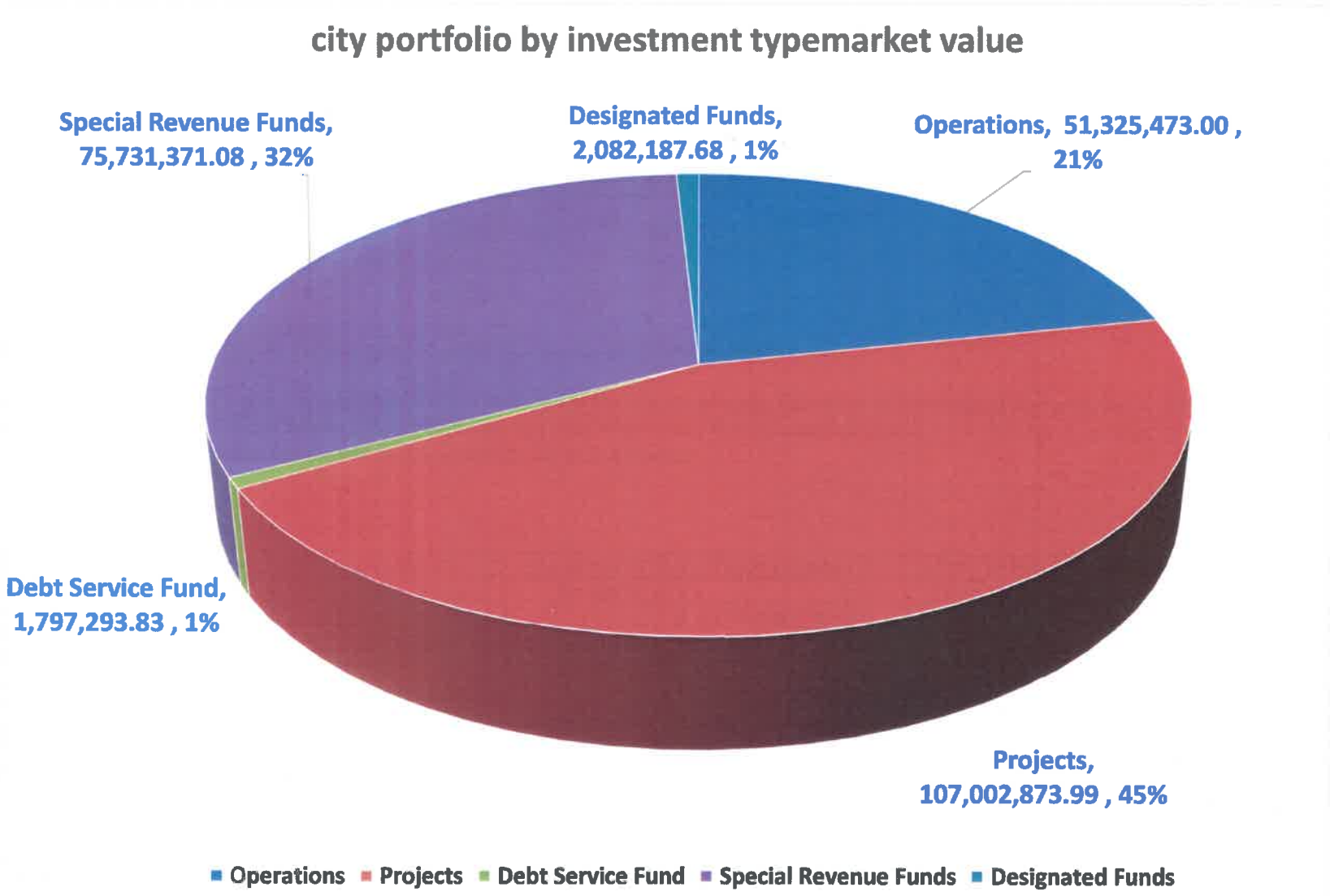
city portfolio by investment typemarket value
Special Revenue Funds, 75,731,371.08 , 32%
Designated Funds, 2,082,187.68 , 1%
Operations, 51,325,473.00 , 21%
Debt Service Fund, 1,797,293.83 , 1%
Projects, 107,002,873.99 , 45%
Operations
Projects
Debt Service Fund
Special Revenue Funds
Designated Funds

MONTHLY YIELDS FY 25

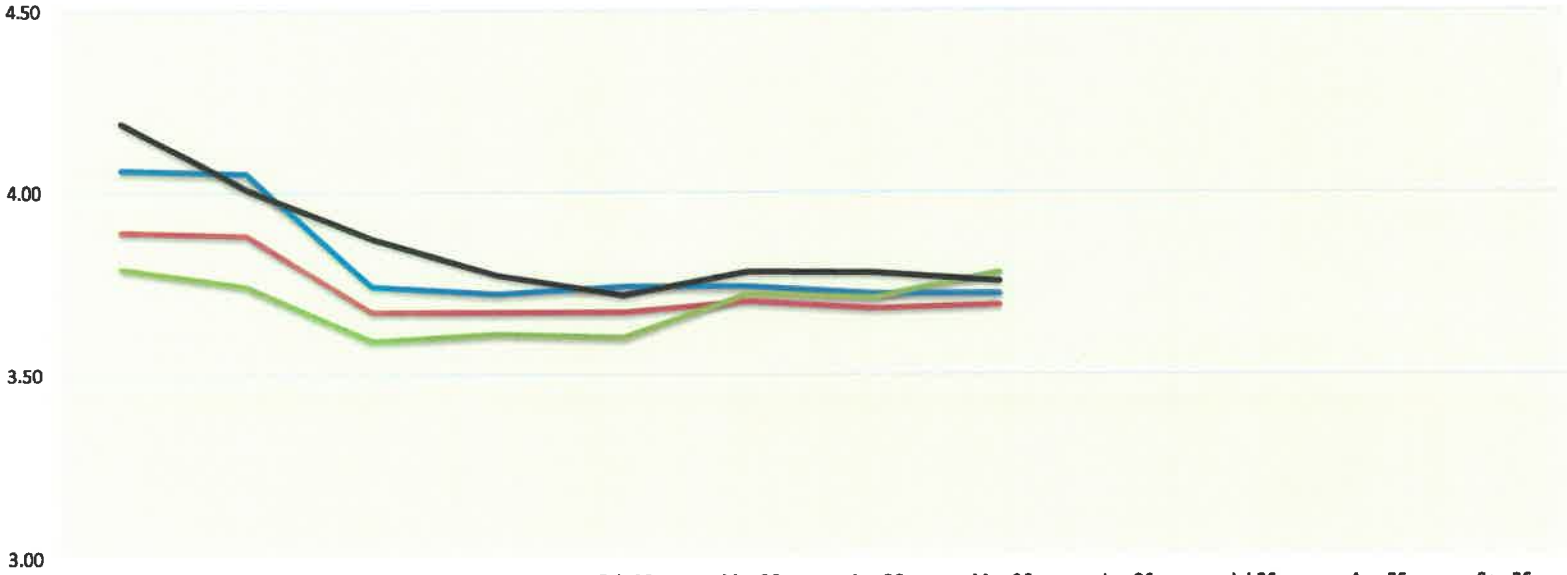

	Oct-25	Nov-25	Dec-25	Jan-26	Feb-26	Mar-26	Apr-26	May-26	Jun-26	Jul-26	Aug-26	Sep-26
	Oct-25	Nov-25	Dec-25	Jan-26	Feb-26	Mar-26	Apr-26	May-26	Jun-26	Jul-26	Aug-26	Sep-26
1 Month T-Bill	4.0600	4.0500	3.7400	3.7200	3.7400	3.7400	3.7200	3.7200				
3 Month T-Bill	3.8900	3.8800	3.6700	3.6700	3.6700	3.7000	3.6800	3.6900				
6 Month T-Bill	3.7900	3.7400	3.5900	3.6100	3.6000	3.7200	3.7100	3.7800				
Schertz Portfolio	4.1905	4.0076	3.8715	3.7719	3.7169	3.7824	3.7799	3.7561				

C I T Y O F S C H E R T Z

INVESTMENT REPORT

FOR MONTH ENDING May 26

May-26 INVESTMENT POOLS	Beginning Book Value	Yield	Deposits /Purchase	Withdrawals	Interest Earned	Ending Book Value	Ending Mkt Value	Par Value	Maturity Date	Weighted
OPERATIONS-BANK CASH										
Schertz Bank & Trust - Pooled Cash	8,154,848.16	3.61	19,111,006.66	19,094,039.54	33,710.42	8,205,525.70	8,205,525.70	8,205,525.70	N/A	29
Schertz Bank & Trust - PEG Fund	203,339.73	0	12,493.26	0.00	0.00	215,832.99	215,832.99	215,832.99	N/A	29
TOTAL OPERATIONS	8,358,187.89		19,123,499.92	19,094,039.54	33,710.42	8,421,358.69	8,421,358.69	8,421,358.69		
LOGIC										
General Fund	29,631,428.66	3.7475	1,000,000.00	0.00	94,624.12	30,726,052.78	30,726,052.78	30,726,052.78	N/A	55 Days
G/F-Equipment Replacement	94,514.30	3.7475	0.00	0.00	300.84	94,815.14	94,815.14	94,815.14	N/A	55 Days
G/F-Vehicle Replacement	637,289.62	3.7475	0.00	0.00	2,028.45	639,318.07	639,318.07	639,318.07	N/A	55 Days
G/F-Air Conditioner Replacement	346,817.83	3.7475	0.00	0.00	1,103.91	347,921.74	347,921.74	347,921.74	N/A	55 Days
FEMA PROCEEDS/CAPITAL PROJECT-404	166,089.21	3.7475	0.00	0.00	528.64	166,617.85	166,617.85	166,617.85	N/A	55 Days
EMS	21.46	3.7475	0.00	0.00	0.05	21.51	21.51	21.51	N/A	55 Days
SR2009 Bond-Street Projects(II)	605,806.80	3.7475	0.00	0.00	1,928.24	607,735.04	607,735.04	607,735.04	N/A	55 Days
GO2022	15,199,912.42	3.7475	0.00	1,258,199.26	47,989.82	13,989,702.98	13,989,702.98	13,989,702.98	N/A	55 Days
CO2022A	10,192,243.11	3.7475	0.00	10,722.60	32,437.63	10,213,958.14	10,213,958.14	10,213,958.14	N/A	55 Days
CO2025 FM 78 BUILD OUT	411,573.86	3.7475	0.00	0.00	1,309.99	412,883.85	412,883.85	412,883.85	N/A	55 Days
CO2025 SCHERTZ PKWY	102,893.47	3.7475	0.00	3,950.00	326.30	99,269.77	99,269.77	99,269.77	N/A	55 Days
CO2025 ELEVATED TANK	1,131,828.06	3.7475	0.00	0.00	3,602.50	1,135,430.56	1,135,430.56	1,135,430.56	N/A	55 Days
CO2025 PAVING LOTS	257,233.64	3.7475	0.00	0.00	818.76	258,052.40	258,052.40	258,052.40	N/A	55 Days
CO2025 E LIVE OAK GENERATOR	411,573.86	3.7475	0.00	0.00	1,309.99	412,883.85	412,883.85	412,883.85	N/A	55 Days
CO2025 MOONLIGHT MEADOW WL	373,503.36	3.7475	0.00	0.00	1,188.83	374,692.19	374,692.19	374,692.19	N/A	55 Days
CO2025 IH35 GROUND TANK	3,086,803.65	3.7475	0.00	0.00	9,825.01	3,096,628.66	3,096,628.66	3,096,628.66	N/A	55 Days
CO2025 FM 3009 WL REPLAC	46,302.05	3.7475	0.00	0.00	147.38	46,449.43	46,449.43	46,449.43	N/A	55 Days
CO2025 I35 NEX RELOC	8,854,961.29	3.7475	0.00	864,754.90	27,916.41	8,018,122.80	8,018,122.80	8,018,122.80	N/A	55 Days
CO2025 BUFFALO VALLEY SOUTH	1,523,819.10	3.7475	0.00	0.00	4,850.16	1,528,669.26	1,528,669.26	1,528,669.26	N/A	55 Days
CO2025 BOENIG ETC REHAB	3,252,105.89	3.7475	0.00	0.00	10,351.15	3,262,457.04	3,262,457.04	3,262,457.04	N/A	55 Days
CO2025 NORTHCLIFFE AC	1,028,934.51	3.7475	0.00	0.00	3,274.98	1,032,209.49	1,032,209.49	1,032,209.49	N/A	55 Days
CO2025 I35 MAIN	8,821,266.86	3.7475	0.00	0.00	28,077.27	8,849,344.13	8,849,344.13	8,849,344.13	N/A	55 Days
CO2025 KRAMER FARM REHAB	1,382,437.37	3.7475	0.00	0.00	4,400.18	1,386,837.55	1,386,837.55	1,386,837.55	N/A	55 Days
CO2025 2025 SPAM	302,229.99	3.7475	0.00	0.00	961.99	303,191.98	303,191.98	303,191.98	N/A	55 Days
CO2025 MAIN STREET	16,544,113.19	3.7475	0.00	0.00	52,658.38	16,596,771.57	16,596,771.57	16,596,771.57	N/A	55 Days
CO2025 2024 SPAM	1,152,018.77	3.7475	0.00	0.00	3,666.75	1,155,685.52	1,155,685.52	1,155,685.52	N/A	55 Days
CO2025 ROBINHOOD WAY REPL	4,557,647.76	3.7475	0.00	0.00	14,506.55	4,572,154.31	4,572,154.31	4,572,154.31	N/A	55 Days
TOTAL LOGIC	110,115,370.09		1,000,000.00	2,137,626.76	350,134.28	109,327,877.61	109,327,877.61	109,327,877.61		
LONESTAR										
Capital Recovery - Sewer	4,095,993.97	3.8115	0.00	1,133,931.14	12,902.73	2,974,965.56	2,974,965.56	2,974,965.56	N/A	51 Days
Capital Recovery - Water	10,093,164.24	3.8115	0.00	0.00	32,673.53	10,125,837.77	10,125,837.77	10,125,837.77	N/A	51 Days
CO2018 PARKS & TRAILS	150,314.13	3.8115	0.00	0.00	486.60	150,800.73	150,800.73	150,800.73	N/A	51 Days
CO2018 BUILDING REPAIRS	234,103.76	3.8115	0.00	0.00	757.84	234,861.60	234,861.60	234,861.60	N/A	51 Days
CO2018 FLEET BUILDING	1.14	3.8115	0.00	0.00	0.00	1.14	1.14	1.14	N/A	51 Days
CO2018 FM1103 UTILITY RELOCATION	43,647.30	3.8115	0.00	0.00	141.29	43,788.59	43,788.59	43,788.59	N/A	51 Days
CO2018 WATER LOOP LINES	874,584.95	3.8115	0.00	0.00	2,831.20	877,416.15	877,416.15	877,416.15	N/A	51 Days
CO2018 WATER METERS	546,107.86	3.8115	0.00	0.00	1,767.86	547,875.72	547,875.72	547,875.72	N/A	51 Days
Drainage Fund	288,210.38	3.8115	0.00	0.00	932.99	289,143.37	289,143.37	289,143.37	N/A	51 Days
GO SR2011 Soccer Fields	79,493.48	3.8115	0.00	0.00	257.34	79,750.82	79,750.82	79,750.82	N/A	51 Days
GO SR2012 Downtown Improvements	(0.00)	3.8115	0.00	0.00	0.00	0.00	0.00	0.00	N/A	51 Days
Roadway Impact Area 1	1,991,347.39	3.8115	116,000.00	0.00	6,482.88	2,113,830.27	2,113,830.27	2,113,830.27	N/A	51 Days
Roadway Impact Area 2	927,149.09	3.8115	0.00	2,000.00	3,000.73	928,149.82	928,149.82	928,149.82	N/A	51 Days
Roadway Impact Area 3	3,009,847.16	3.8115	35,000.00	0.00	9,754.47	3,054,601.63	3,054,601.63	3,054,601.63	N/A	51 Days
Roadway Impact Area 4	35,733.35	3.8115	12,000.00	0.00	119.45	47,852.80	47,852.80	47,852.80	N/A	51 Days
SE Elevated Water Tank	33,046.01	3.8115	0.00	0.00	106.98	33,152.99	33,152.99	33,152.99	N/A	51 Days
W/S-Customer Deposits	380,258.75	3.8115	0.00	0.00	1,230.97	381,489.72	381,489.72	381,489.72	N/A	51 Days
W/S-Equipment Repl/Cap.Imp	228,629.52	3.8115	0.00	0.00	740.12	229,369.64	229,369.64	229,369.64	N/A	51 Days
Water&Sewer	6,884,742.81	3.8115	3,000,000.00	0.00	23,231.22	9,907,974.03	9,907,974.03	9,907,974.03	N/A	51 Days
Water/Sewer Reserve-Cor overnight Fund	234.47	3.8115	0.00	0.00	0.76	235.23	235.23	235.23	N/A	51 Days
W/S-Vehicle Replacement	330,276.02	3.8115	0.00	0.00	1,069.17	331,345.19	331,345.19	331,345.19	N/A	51 Days
GSE Bond Antitrust Payment	481.84	3.8115	0.00	0.00	1.56	483.40	483.40	483.40	N/A	51 Days
TOTAL LONESTAR	30,227,367.62		3,163,000.00	1,135,931.14	98,489.69	32,352,926.17	32,352,926.17	32,352,926.17		

INVESTMENT POOLS	Beginning Book Value	Yield	Deposits /Purchase	Withdrawals	Interest Earned	Ending Book Value	Ending Mkt Value	Par Value	Maturity Date	Weighted
Tax I&S	1,663,949.96	3.7477	128,000.00	0.00	5,343.87	1,797,293.83	1,797,293.83	1,797,293.83	N/A	51 Days
Justice Forfeiture	279,473.19	3.7477	0.00	0.00	890.85	280,364.04	280,364.04	280,364.04	N/A	51 Days
Park Fund	573,899.99	3.7477	0.00	0.00	1,829.41	575,729.40	575,729.40	575,729.40	N/A	51 Days
Economic Development Corporation	48,919,350.60	3.7477	4,000,000.00	0.00	157,180.81	53,076,531.41	53,076,531.41	53,076,531.41	N/A	51 Days
Library Board	57,690.35	3.7477	0.00	0.00	183.88	57,874.23	57,874.23	57,874.23	N/A	51 Days
Tree Mitigation	1,559,890.16	3.7477	0.00	0.00	4,972.46	1,564,862.62	1,564,862.62	1,564,862.62	N/A	51 Days
Hotel Tax	4,303,550.32	3.7477	0.00	0.00	13,718.40	4,317,268.72	4,317,268.72	4,317,268.72	N/A	51 Days
Special Events Fund	7.71	3.7477	0.00	0.00	0.00	7.71	7.71	7.71	N/A	51 Days
ARP	446,180.60	3.7477	0.00	447,417.86	1,283.50	46.24	46.24	46.24	N/A	51 Days
CO 2022 FM78-3009	263,115.60	3.7477	0.00	0.00	838.73	263,954.33	263,954.33	263,954.33	N/A	51 Days
CO 2022 FM1518 Utilities	701.49	3.7477	0.00	0.00	2.22	703.71	703.71	703.71	N/A	51 Days
CO 2022 Energy Savings	1,494,684.21	3.7477	0.00	0.00	4,764.61	1,499,448.82	1,499,448.82	1,499,448.82	N/A	51 Days
CO 2024 Lower Seguin Road	5,356,355.46	3.7477	0.00	31,665.75	17,064.60	5,341,754.31	5,341,754.31	5,341,754.31	N/A	51 Days
CO 2024 Main Street	14,326,037.59	3.7477	0.00	107,207.81	45,633.78	14,264,463.56	14,264,463.56	14,264,463.56	N/A	51 Days
TOTAL TEXAS CLASS	79,244,887.23		4,128,000.00	586,291.42	253,707.12	83,040,302.93	83,040,302.93	83,040,302.93		
INVESTMENT MANAGED ACCOUNT										
Hancock Whitney General Fund	1,916,345.45	3.9872	0.00	1,000,000.00	11,055.45	924,640.71	929,845.94	926,077.37	N/A	682Days
TOTAL HANCOCK WHITNEY	1,916,345.45	3.9872	-	1,000,000.00	11,055.45	924,640.71	929,845.94	926,077.37		
CERTIFICATES OF DEPOSIT										
SB&T-Water&Sewer	1,318,829.72	4.0000	0.00	0.00	0.00	1,318,829.72	1,340,220.05	1,318,829.72	1/4/2027	365 Days
Schertz Economic Development Corp (1)	1,266,537.72	4.0000	0.00	0.00	12,353.08	1,278,890.80	1,281,974.15	1,278,890.80	5/10/2027	365 Days
Schertz Economic Development Corp (2)	1,224,960.43	4.0000	0.00	0.00	0.00	1,224,960.43	1,244,694.04	1,224,960.43	1/5/2027	365 Days
Connexus CR UN Wausau, Wis (9/18/28)	249,000.00	3.7500	0.00	0.00	0.00	249,000.00	247,050.33	249,000.00	9/18/2028	365 Days
BOA (Charlotte, NC as of Nov23)	-	0.0000	0.00	0.00	0.00	0.00	0.00	0.00		0
Morgan Stanley 06/10/25 to 06/11/30	244,000.00	4.3000	0.00	0.00	0.00	244,000.00	244,712.48	244,000.00	6/11/2030	365 Days
FirstBank Nashville Tenn CFT	245,000.00	3.7000	0.00	0.00	0.00	245,000.00	243,476.10	245,000.00	1/31/2028	365 Days
BMW BK North America Salt Lake City	245,000.00	3.6000	0.00	0.00	0.00	245,000.00	242,089.40	245,000.00	10/24/2028	365 Days
First GTY BK Hammond LA CFT	245,000.00	3.8500	0.00	0.00	0.00	245,000.00	242,919.95	245,000.00	10/24/2028	365 Days
Morgan Stanley Private BK Natl	245,000.00	3.6500	0.00	0.00	0.00	245,000.00	242,417.70	245,000.00	10/30/2028	365 Days
Luana SVGS BK Iowa CFT	245,000.00	3.6000	0.00	0.00	0.00	245,000.00	242,042.85	245,000.00	10/31/2028	365 Days
USF Fed CR UN Tampa FL CFT	249,000.00	3.7500	0.00	0.00	0.00	249,000.00	246,940.77	249,000.00	10/31/2028	365 Days
Goldman Sachs BK USA NY CFT	245,000.00	3.7500	0.00	0.00	0.00	245,000.00	241,844.40	245,000.00	10/22/2029	365 Days
JPMorgan Chase BK IN A Instl CFT	240,000.00	4.0000	0.00	0.00	0.00	240,000.00	236,419.20	240,000.00	10/16/2030	365 Days
Farmers & Merchants BK Berlin WI CFT	249,000.00	3.8500	0.00	0.00	0.00	249,000.00	243,870.60	249,000.00	10/24/2030	365 Days
Direct Fed CR UN	249,000.00	3.6500	0.00	0.00	0.00	249,000.00	246,589.68	249,000.00	8/21/2028	365 Days
Covantage CR UN	247,000.00	3.6000	0.00	0.00	0.00	247,000.00	244,043.41	247,000.00	11/6/2028	365 Days
Tucson Fed CR UN	249,000.00	3.6000	0.00	0.00	0.00	249,000.00	246,012.00	249,000.00	11/14/2028	365 Days
Credit Human Fed CR UN	249,000.00	3.7000	0.00	0.00	0.00	249,000.00	246,572.25	249,000.00	11/21/2028	365 Days
Texas Exchange BK	249,000.00	3.6500	0.00	0.00	0.00	249,000.00	246,044.37	249,000.00	2/9/2029	365 Days
UBS BK USA Salt Lake City	249,000.00	3.9000	0.00	0.00	0.00	249,000.00	246,821.25	249,000.00	11/26/2029	365 Days
LakeSide BK Rockwall Texas	249,000.00	3.9000	0.00	0.00	0.00	249,000.00	244,321.29	249,000.00	11/7/2030	365 Days
Ally BK Sandy UT CTF	245,000.00	3.7500	0.00	0.00	0.00	245,000.00	242,856.25	245,000.00	12/4/2028	365 Days
Bank WIS Dells WIS CTF	249,000.00	3.8500	0.00	0.00	0.00	249,000.00	246,798.84	249,000.00	12/4/2028	365 Days
BNY Mellon N a Instl CTF	245,000.00	3.8000	0.00	0.00	0.00	245,000.00	241,937.50	245,000.00	12/24/2029	365 Days
Nano Banc	245,000.00	3.8000	0.00	0.00	0.00	245,000.00	243,037.55	245,000.00	1/30/2029	365 Days
Amerant BK NATL Colar Gables FL	245,000.00	3.7500	0.00	0.00	0.00	245,000.00	242,694.55	245,000.00	2/13/2029	365 Days
Merrick Bank	249,000.00	3.8500	0.00	0.00	0.00	249,000.00	247,217.16	249,000.00	3/20/2029	365 Days
Wells Fargo Bank NA	249,000.00	3.9500	0.00	0.00	0.00	249,000.00	247,886.97	249,000.00	3/29/2029	365 Days
Neighbors FCU	249,000.00	4.0000	0.00	0.00	0.00	249,000.00	248,215.65	249,000.00	3/30/2029	365 Days
Optum Bank Inc	245,000.00	3.8000	0.00	0.00	0.00	245,000.00	241,506.30	245,000.00	3/25/2030	365 Days
EagleMark Savings Bank	245,000.00	4.0000	0.00	0.00	0.00	245,000.00	244,184.15	245,000.00	4/13/2029	365 Days
Enterprise BK & TR Clayton, MO CFT	-	4.2000	244,000.00	0.00	0.00	244,000.00	243,590.08	244,000.00	5/14/2029	365 Days
Cash	37,457.51		0.00	37,457.51	10,651.24	10,651.24	10,651.24	10,651.24		
TOTAL C.D.s	10,755,785.38		244,000.00	-	23,004.32	10,985,332.19	10,961,652.52	10,985,332.19		
TOTAL PORTFOLIO	240,617,943.66	3.7561	27,658,499.92	23,991,346.37	770,101.28	245,052,438.30	245,033,963.86	245,053,874.96		1 Days

Date: 5/31/2026

General Fund (IMA)

Assets

Cash & Equivalents	Due	Maturity	Shares	Cost	Mrk Value	Projected Annual Income	Current Yield
GOLDMAN SACHS GOVERNMENT FUND-CLASS: INST (#465)			27,192.78	27,192.78	27,192.78	896.81	3.30
Total Cash & Equivalents			*27,192.78*	*27,192.78*	*27,192.78*	*896.81*	
Fixed Income							
ARLINGTON, TEX	2/15/2029	991.00	25,000.00	25,775.12	25,521.25	1,250.00	4.90
BURLESON TEXAS INDPT SCH DIST	8/15/2029	1172.00	10,000.00	9,292.23	9,062.90	201.60	2.22
DENTON, TX	8/15/2029	1172.00	5,000.00	5,110.86	5,119.00	250.00	4.88
EAGLE TXBL REF	8/15/2028	807.00	5,000.00	5,080.92	5,092.20	250.00	4.91
EAGLE TAXABLE UNLTD TAX REF	8/15/2027	441.00	10,000.00	10,043.55	10,122.00	500.00	4.94
JOSHUA TEX INDPT SCH DIST TXBL	8/15/2028	807.00	30,000.00	27,844.61	28,262.10	396.30	1.40
ROBINSON TX INDPT SCH DIST TXBL	8/15/2027	441.00	25,000.00	24,973.38	25,043.00	1,000.00	3.99
TEXAS STATE	4/1/2029	1036.00	40,000.00	40,725.16	40,383.20	2,146.80	5.32
UNITED STATES TREASURY NOTES	7/31/2026	61.00	2,000.00	1,984.04	1,953.36	65.00	3.33
UNITED STATES TREASURY NOTES	6/30/2029	1126.00	51,000.00	50,860.55	50,474.19	1,721.25	3.41
UNITED STATES TREASURY NOTES	2/28/2028	638.00	30,000.00	29,994.14	29,580.60	1,050.00	3.55
UNITED STATES TREASURY NOTES	2/15/2029	991.00	80,000.00	80,052.35	79,031.20	2,800.00	3.54
UNITED STATES TREASURY NOTES	10/15/2028	868.00	80,000.00	79,781.81	78,250.40	2,800.00	3.58
UNITED STATES TREASURY NOTES	4/30/2030	1430.00	34,000.00	33,977.27	34,004.42	1,402.50	4.12
UNITED STATES TREASURY NOTES	9/30/2029	1218.00	75,000.00	75,156.95	75,161.25	3,093.75	4.12
UNITED STATES TREASURY NOTES	10/31/2030	1614.00	75,000.00	75,043.30	75,158.25	3,093.75	4.12
UNITED STATES TREASURY NOTES	7/31/2030	1522.00	45,000.00	45,777.07	45,230.40	1,912.50	4.23
UNITED STATES TREASURY NOTES	6/15/2026	15.00	50,000.00	49,949.41	50,004.00	2,000.00	4.00
UNITED STATES TREASURY NOTES	7/31/2028	792.00	2,000.00	1,984.04	1,953.36	65.00	3.33
UNITED STATES TREASURY NOTES	10/31/2027	518.00	51,000.00	50,860.55	50,474.19	1,721.25	3.41
UNITED STATES TREASURY NOTES	10/31/2029	1249.00	30,000.00	29,994.14	29,580.60	1,050.00	3.55
UNITED STATES TREASURY NOTES	3/15/2027	288.00	80,000.00	80,052.35	79,031.20	2,800.00	3.54
UNITED STATES TREASURY NOTES	2/28/2029	1004.00	80,000.00	79,781.81	78,250.40	2,800.00	3.58
UNITED STATES TREASURY NOTES	2/29/2028	639.00	34,000.00	33,977.27	34,004.42	1,402.50	4.12
UNITED STATES TREASURY NOTES	1/31/2029	976.00	75,000.00	75,156.95	75,161.25	3,093.75	4.12
UNITED STATES TREASURY NOTES	8/15/2026	76.00	75,000.00	75,043.30	75,158.25	3,093.75	4.12
UNITED STATES TREASURY NOTES	12/15/2026	198.00	45,000.00	45,777.07	45,230.40	1,912.50	4.23
UNITED STATES TREASURY NOTES	12/31/2029	1310.00	50,000.00	49,949.41	50,004.00	2,000.00	4.00
UNITED STATES TREASURY NOTES	7/15/2026	45.00	75,000.00	75,319.49	75,240.75	3,281.25	4.36
UNITED STATES TREASURY NOTES	5/15/2027	349.00	4,000.00	4,023.14	4,037.64	175.00	4.33
UNITED STATES TREASURY NOTES	11/15/2026	168.00	8,000.00	7,997.32	8,007.36	360.00	4.50
UNITED STATES TREASURY NOTES	10/15/2026	137.00	50,000.00	49,872.37	50,269.00	2,250.00	4.48
UNITED STATES TREASURY NOTES	9/15/2026	107.00	75,000.00	75,283.32	75,236.25	3,468.75	4.61
UNITED STATES TREASURY NOTES	4/30/2029	1065.00	2,000.00	2,000.18	2,030.78	92.50	4.55
United Tx Indep Sch Dist	8/15/2030	1537.00	20,000.00	18,644.80	18,390.40	448.60	
Total Fixed Income			*1,428,000.00*	*1,427,140.23*	*1,419,513.97*	*55,948.30*	*3.94%*
Total Assets		**741.94**	**1,455,192.78**	**1,454,333.01**	**1,446,706.75**	**56,845.11**	**0.039293**

Glossary

Investment Report Terms

Par Value	This is the amount stated on the original issue of the investment that the interest paid out is based on and is the amount to be returned to the investment holder once the investment reaches the maturity date.
Shares	The original investment is sold in pieces called "Shares", each share has a stated "Par Value" and stated "Interest Rate".
Book Value	Also called "Cost", is the amount the City paid to acquire this investment. Would the "market value" at the time of purchase.
Market Value (Mkt)	Represents what we could sell our investments for today. It could be different than what we originally paid for the investment.
Interest Earned	Dollars earned on our investments. Is calculated based on the par value and the stated interest rate of the investment.
Yield	Annual projected earnings divided by the current market value. This is the City's return on investment.
Purchases	When we acquire additional investments or invest additional funds.
Withdraws	When we sell some or all of our investment and return cash to the bank.
Maturity Date	The date the investment is to be bought back at the par value and returned to the original issuer. This date is specified during the original issuance of the investment.
Weighted Average Maturity	An average maturity of a group of investments
Investment Pool	Groups combine their funds to purchase a variety of different investment types. The returns are averaged back out to investors every day based on their individual investment.
Certificates of Deposit	Is an investment type with a fixed maturity date, a specified interest rate, and can be issued for any amount. Once purchased, funds cannot be removed from this investment until the maturity date. They are generally issued by commercial banks and are insured by the Federal Deposit Insurance Corporation up to $250,000 per individual.

Monthly Statement Schertz, Texas	CITY OF SCHERTZ REVENUE AND EXPENSE REPORT (UNAUDITED) AS OF :April 30, 2026 ********** 2025 - 2026 **********				
	CURRENT BUDGET	CURRENT Y-T-D ACTUAL	Y-T-D ENCUMBR	BUDGET BALANCE	100% OF BUDGET
General Fund, 101					
Total Revenues	**52,815,416.00**	**62,464,124.54**	**(109,260.00)**	**(9,539,448.54)**	**118.06%**
Total General Government	8,996,367.00	5,190,776.78	977,215.44	2,828,374.78	68.56%
Total Public Safety	25,852,434.00	14,819,847.74	2,769,918.85	8,262,667.41	68.04%
Total Public Environment	3,036,616.00	1,080,166.41	494,957.70	1,461,491.89	51.87%
Total Parks & Recreation	4,482,773.30	2,285,562.42	515,188.09	1,682,022.79	62.48%
Total Cultural	1,558,704.00	824,159.00	133,715.01	600,829.99	61.45%
Total Internal Services	10,644,223.07	5,930,464.47	2,040,128.61	2,673,629.99	74.88%
Total Misc & Projects	150,666.00	1,818.00	53,051.70	95,796.30	36.42%
Total Expenditures	**54,721,783.37**	**30,132,794.82**	**6,984,175.40**	**17,604,813.15**	**67.83%**
Revenue Over(Under) Expenditures	**(1,906,367.37)**	32,331,329.72	**(7,093,435.40)**		
General Fund, 101 Total Cash in Bank & Investments		**43,689,967.33**			
Special Events Fund, 106					
Total Revenues	55,000.00	66,751.87	0.00	(11,751.87)	121.37%
Total Expenditures	55,000.00	45,628.27	0.00	9,371.73	82.96%
Revenue Over(Under) Expenditures	0.00	21,123.60	0.00		
Special Events Fund, 106 Total Cash in Bank & Investments		**212,935.31**			
Peg Fund, 110					
Total Revenues	64,000.00	40,379.03	0.00	23,620.97	63.09%
Total Expenditures	64,000.00	0.00	0.00	64,000.00	0.00%
Revenue Over(Under) Expenditures	0.00	40,379.03	0.00		
Peg Fund, 110 Total Cash in Bank & Investments		**203,339.73**			
Water & Sewer, 202					
Total Revenues	35,391,478.00	18,233,297.83	(330.00)	17,158,510.17	51.52%
Total Expenditures	36,726,604.00	17,807,522.18	8,448,285.38	10,470,796.44	71.49%
Revenue Over(Under) Expenditures	(1,335,126.00)	425,775.65	(8,448,615.38)		
Water & Sewer, 202 Total Cash in Bank & Investments		**15,467,464.34**			
EMS, 203					
Total Revenues	17,060,386.00	10,764,514.40	0.00	6,295,871.60	63.10%
Total Expenditures	17,594,414.96	10,031,976.20	1,432,669.56	6,129,769.20	65.16%
Revenue Over(Under) Expenditures	(534,028.96)	732,538.20	(1,432,669.56)		
EMS, 203 Total Cash in Bank & Investments		**(3,248,215.77)**			

Monthly Statement Schertz, Texas	CITY OF SCHERTZ REVENUE AND EXPENSE REPORT (UNAUDITED) AS OF :April 30, 2026 ********** 2025 - 2026 **********				
	CURRENT BUDGET	CURRENT Y-T-D ACTUAL	Y-T-D ENCUMBR	BUDGET BALANCE	100% OF BUDGET
Drainage, 204					
Total Revenues	2,316,283.00	1,148,872.91	0.00	1,167,410.09	49.60%
Total Expenditures	2,823,740.00	1,035,863.63	234,445.73	1,553,430.64	44.99%
Revenue Over(Under) Expenditures	(507,457.00)	113,009.28	(234,445.73)		
Drainage, 204 Total Cash in Bank & Investments		**411,803.71**			
Hotel Tax, 314					
Total Revenues	1,226,500.00	477,845.27	0.00	748,654.73	38.96%
Total Expenditures	170,322.00	141,694.65	(3,146.80)	31,774.15	81.34%
Revenue Over(Under) Expenditures	1,056,178.00	336,150.62	3,146.80		
Hotel Tax, 314 Total Cash in Bank & Investments		**4,510,251.18**			
Park, 317					
Total Revenues	154,750.00	32,551.51	0.00	122,198.49	21.03%
Total Expenditures	100,000.00	0.00	0.00	100,000.00	0.00%
Revenue Over(Under) Expenditures	54,750.00	32,551.51	0.00		
Park, 317 Total Cash in Bank & Investments		**641,362.79**			
Tree Mitigation, 319					
Total Revenues	149,250.00	173,620.02	0.00	(24,370.02)	116.33%
Total Expenditures	85,000.00	10,000.00	15,200.00	59,800.00	29.65%
Revenue Over(Under) Expenditures	64,250.00	163,620.02	(15,200.00)		
Tree Mitigation, 319 Total Cash in Bank & Investments		**1,572,464.01**			
Capital Recovery Water, 411					
Total Revenues	1,226,400.00	1,652,666.00	(2,934.00)	(423,332.00)	134.52%
Total Expenditures	1,000.00	648.00	0.00	352.00	64.80%
Revenue Over(Under) Expenditures	1,225,400.00	1,652,018.00	(2,934.00)		
Capital Recovery Water, 411 Total Cash in Bank & Investments		**10,422,853.63**			
Capital Recovery Sewer, 421					
Total Revenues	801,000.00	930,418.44	(1,668.00)	(127,750.44)	115.95%
Total Expenditures	14,353.00	648.00	0.00	13,705.00	4.51%
Revenue Over(Under) Expenditures	786,647.00	929,770.44	(1,668.00)		
Capital Recovery Sewer, 421 Total Cash in Bank & Investments		**7,109,910.77**			

Monthly Statement
Schertz, Texas

CITY OF SCHERTZ
REVENUE AND EXPENSE REPORT (UNAUDITED)
AS OF :April 30, 2026
********** 2025 - 2026 **********

	CURRENT BUDGET	CURRENT Y-T-D ACTUAL	Y-T-D ENCUMBR	BUDGET BALANCE	100% OF BUDGET
Roadway Impact Fee Area 1, 431					
Total Revenues	355,300.00	347,770.10	0.00	7,529.90	97.88%
Total Expenditures	5,000.00	24,087.42	(24,087.42)	5,000.00	0.00%
Revenue Over(Under) Expenditures	350,300.00	323,682.68	24,087.42		
Roadway Impact Fee Area 1, 431 Total Cash in Bank & Investments		**2,067,712.82**			
Roadway Impact Fee Area 2, 432					
Total Revenues	227,650.00	37,090.92	0.00	190,559.08	16.29%
Total Expenditures	105,000.00	58,536.27	34,258.48	12,205.25	88.38%
Revenue Over(Under) Expenditures	122,650.00	(21,445.35)	(34,258.48)		
Roadway Impact Fee Area 2, 432 Total Cash in Bank & Investments		**925,343.38**			
Roadway Impact Fee Area 3, 433					
Total Revenues	425,250.00	195,562.34	(3,370.00)	233,057.66	45.20%
Total Expenditures	5,000.00	24,087.45	(24,087.45)	5,000.00	0.00%
Revenue Over(Under) Expenditures	420,250.00	171,474.89	20,717.45		
Roadway Impact Fee Area 3, 433 Total Cash in Bank & Investments		**3,028,434.39**			
Roadway Impact Fee Area 4, 434					
Total Revenues	3,315.00	64,704.60	0.00	(61,389.60)	1951.87%
Total Expenditures	3,000.00	24,087.44	(24,087.44)	3,000.00	0.00%
Revenue Over(Under) Expenditures	315.00	40,617.16	24,087.44		
Roadway Impact Fee Area 4, 434 Total Cash in Bank & Investments		**48,072.33**			
I&S, 505					
Total Revenues	10,475,000.00	9,801,487.64	0.00	673,512.36	93.57%
Total Expenditures	11,545,212.00	9,431,406.55	3,992,777.81	(1,878,972.36)	116.27%
Revenue Over(Under) Expenditures	(1,070,212.00)	370,081.09	(3,992,777.81)		
I&S, 505 Total Cash in Bank & Investments		**1,761,054.15**			
SED Corporation, 620					
Total Revenues	8,928,608.00	18,244,332.93	0.00	(9,315,724.93)	204.34%
Total Expenditures	16,701,463.00	964,564.89	93,041.21	15,643,856.90	6.33%
Revenue Over(Under) Expenditures	(7,772,855.00)	17,279,768.04	(93,041.21)		
SED Corporation, 620 Total Cash in Bank & Investments		**53,527,658.02**			
Total Cash in Bank & Investments		**142,352,412.12**			

CITY OF SCHERTZ
REVENUE AND EXPENSE REPORT (UNAUDITED)
AS OF April 30, 2026

101 GENERAL FUND	CURRENT BUDGET	CURRENT PERIOD	PRIOR YEAR Y-T-D	Y-T-D ACTUAL	Y-T-D ENCUMBRANCE	BUDGET BALANCE	% OF BUDGET
REVENUES							
REVENUE SUMMARY							
Taxes	37,307,308.00	8,651,652.49	29,083,043.76	54,424,386.69	-	(17,117,078.69)	145.88%
Franchises	2,692,000.00	229,902.55	1,529,210.00	1,533,603.59	(107,000.00)	1,265,396.41	52.99%
Permits & Licenses	2,065,700.00	154,471.09	1,066,240.49	1,111,074.91	(2,235.00)	956,860.09	53.68%
Investment Income	950,000.00	115,557.44	556,323.27	615,924.26	-	334,075.74	64.83%
Fees	2,426,489.00	191,359.12	1,280,229.55	1,322,158.14	(25.00)	1,104,355.86	54.49%
Fines	407,840.00	57,528.87	262,149.34	320,187.07	-	87,652.93	78.51%
Inter-Jurisdictional	2,349,706.00	387,237.25	683,572.18	694,108.56	-	1,655,597.44	29.54%
Fund Transfers	3,493,398.00	557,829.25	2,302,367.07	2,300,547.29	-	1,192,850.71	65.85%
Miscellaneous	1,122,975.00	17,279.81	(184,470.89)	142,134.03	-	980,840.97	12.66%
TOTAL REVENUES	52,815,416.00	10,362,817.87	36,578,664.77	62,464,124.54	(109,260.00)	(9,539,448.54)	118.06%
EXPENDITURE SUMMARY							
GENERAL GOVERNMENT							
CITY COUNCIL							
Personnel Services	109,839.00	5,173.38	37,141.49	50,290.42	-	59,548.58	45.79%
Supplies	1,000.00	1,733.94	490.60	3,790.50	-	(2,790.50)	379.05%
Operating Expenses	102,800.00	7,301.15	161,107.43	93,061.23	36,736.58	(26,997.81)	126.26%
TOTAL CITY COUNCIL	215,639.00	14,208.47	198,739.52	147,142.15	36,736.58	31,760.27	85.27%
CITY MANAGER							
Personnel Services	1,026,058.00	78,850.89	618,567.71	616,363.51	76,660.24	333,034.25	67.54%
Supplies	1,470.00	215.55	1,853.06	1,217.70	-	252.30	82.84%
Operating Expenses	4,960.00	104.30	2,364.72	2,113.95	-	2,846.05	0.43
TOTAL CITY MANAGER	1,032,488.00	79,170.74	622,870.47	619,695.16	76,660.24	336,132.60	67.44%
MUNICIPAL COURT							
Personnel Services	376,400.00	29,051.85	224,015.11	228,526.48	35,730.46	112,143.06	70.21%
Supplies	1,500.00	-	338.87	824.51	-	675.49	54.97%
Operating Expenses	5,660.00	192.00	577.42	1,448.37	-	4,211.63	25.59%

CITY OF SCHERTZ
REVENUE AND EXPENSE REPORT (UNAUDITED)
AS OF April 30, 2026

101 GENERAL FUND	CURRENT BUDGET	CURRENT PERIOD	PRIOR YEAR Y-T-D	Y-T-D ACTUAL	Y-T-D ENCUMBRANCE	BUDGET BALANCE	% OF BUDGET
Professional Services	66,000.00	7,562.92	22,737.11	36,015.02	21,439.86	8,545.12	87.05%
Maintenance Services	2,500.00	354.00	607.00	960.00	-	1,540.00	38.40%
TOTAL MUNICIPAL COURT	452,060.00	37,160.77	248,275.51	267,774.38	57,170.32	127,115.30	71.88%
CUSTOMER RELATIONS-311							
Personnel Services	95,389.00	7,697.80	91,902.05	57,911.69	10,967.13	26,510.18	72.21%
Supplies	150.00	8.39	56.20	89.55	-	60.45	59.70%
TOTAL CUSTOMER RELATIONS-311	95,539.00	7,706.19	91,958.25	58,001.24	10,967.13	26,570.63	72.19%
PLANNING & ZONING							
Personnel Services	459,961.00	33,152.81	247,245.18	220,895.38	11,772.92	227,292.70	50.58%
Supplies	2,300.00	543.14	84.76	732.98	-	1,567.02	31.87%
Operating Expenses	250.00	-	-	54.74	-	195.26	21.90%
Professional Services	100.00	-	38.00	34.00	-	66.00	34.00%
TOTAL PLANNING & ZONING	462,611.00	33,695.95	247,367.94	221,717.10	11,772.92	229,120.98	50.47%
LEGAL SERVICES							
Operating Expenses	10,000.00	-	1,464.25	642.75	-	9,357.25	6.43%
Professional Services	80,000.00	8,497.44	33,422.85	34,934.28	33,950.07	11,115.65	86.11%
TOTAL LEGAL SERVICES	90,000.00	8,497.44	34,887.10	35,577.03	33,950.07	20,472.90	77.25%
ECONOMIC DEVELOPMENT							
Personnel Services	559,589.00	40,949.61	300,058.85	315,981.90	41,889.80	201,717.30	63.95%
City Assistance	1,200,000.00	-	-	-	-	1,200,000.00	0.00%
TOTAL ECONOMIC DEVELOPMENT	1,759,589.00	40,949.61	300,058.85	315,981.90	41,889.80	1,401,717.30	20.34%
CITY SECRETARY							
Personnel Services	338,221.00	27,051.53	143,822.22	199,487.08	17,567.32	121,166.60	64.18%
Supplies	2,870.00	-	5,812.17	1,637.96	-	1,232.04	57.07%
Operating Expenses	31,954.00	1,485.70	11,927.40	10,252.74	-	21,701.26	32.09%
TOTAL CITY SECRETARY	373,045.00	28,537.23	161,561.79	211,377.78	17,567.32	144,099.90	61.37%
NON-DEPARTMENTAL							
Supplies	9,000.00	(224.21)	9,766.10	4,063.77	19,990.00	(15,053.77)	267.26%
City Support Services	280,000.00	-	214,050.50	220,842.71	201,627.57	(142,470.28)	150.88%
Operating Expenses	2,149,546.00	269,432.15	1,184,325.86	1,435,609.62	265,172.03	448,764.35	79.12%
Fund Chrgs/Transfrs-Spec Events Fnd	28,818.00	-	21,813.73	-	-	28,818.00	0.00%
TOTAL NON-DEPARTMENTAL	2,467,364.00	395,284.43	1,459,699.86	2,073,135.81	486,789.60	(92,561.41)	103.75%

CITY OF SCHERTZ
REVENUE AND EXPENSE REPORT (UNAUDITED)
AS OF April 30, 2026

101 GENERAL FUND	CURRENT BUDGET	CURRENT PERIOD	PRIOR YEAR Y-T-D	Y-T-D ACTUAL	Y-T-D ENCUMBRANCE	BUDGET BALANCE	% OF BUDGET
PUBLIC AFFAIRS							
Personnel Services	409,938.00	36,914.91	226,719.19	261,688.72	38,677.51	109,571.77	73.27%
Supplies	71,900.00	1,137.93	44,783.48	61,331.86	(3,879.60)	14,447.74	79.91%
Operating Expenses	132,885.00	24,157.19	83,848.85	87,107.10	23,653.38	22,124.52	83.35%
Professional Services	84,650.00	4,867.00	65,174.00	44,688.34	17,597.50	22,364.16	73.58%
TOTAL PUBLIC AFFAIRS	699,373.00	67,077.03	420,525.52	454,816.02	76,048.79	168,508.19	75.91%
ENGINEERING							
Personnel Services	1,279,159.00	112,646.70	696,355.09	772,420.03	115,463.49	391,275.48	69.41%
Supplies	10,200.00	136.52	1,854.66	6,761.03	4,207.00	(768.03)	107.53%
Utility Services	8,500.00	1,206.08	3,709.77	4,209.82	4,334.68	(44.50)	100.52%
Operating Expenses	800.00	48.43	290.58	184.83	-	615.17	23.10%
Professional Services	50,000.00	-	62,165.29	1,982.50	3,657.50	44,360.00	11.28%
Capital Outlay	-	-	48,670.25	-	-	-	0.00%
TOTAL ENGINEERING	1,348,659.00	114,037.73	813,045.64	785,558.21	127,662.67	435,438.12	67.71%
TOTAL GENERAL GOVERNMENT	8,996,367.00	826,325.59	4,598,990.45	5,190,776.78	977,215.44	2,828,374.78	68.56%
PUBLIC SAFETY							
POLICE							
Personnel Services	12,354,004.00	864,465.65	7,166,016.67	7,073,198.96	1,138,669.71	4,142,135.33	66.47%
Supplies	286,903.00	8,830.70	187,755.05	282,985.03	(48,670.87)	52,588.84	81.67%
Utility Services	239,366.00	21,230.22	101,717.85	104,143.88	109,901.27	25,320.85	89.42%
Operating Expenses	78,205.00	1,258.14	42,512.37	53,055.28	-	25,149.72	67.84%
Professional Services	88,686.00	5,308.68	34,516.17	50,800.95	(2,951.39)	40,836.44	53.95%
Maintenance Services	76,147.00	63.00	17,216.00	6,467.00	-	69,680.00	8.49%
Rental/Leasing	892,857.00	-	319,573.12	323,764.17	546,344.80	22,748.03	97.45%
Capital Outlay	5,600.00	46,355.00	495,114.16	46,355.00	(82,503.00)	41,748.00	-645.50%
TOTAL POLICE	14,026,768.00	947,511.39	8,364,421.39	7,940,770.27	1,660,790.52	4,425,207.21	68.45%
FIRE RESCUE							
Personnel Services	8,905,278.00	669,959.08	5,059,439.52	5,294,083.46	810,057.84	2,801,136.70	68.55%
Supplies	136,652.00	2,376.58	73,291.98	109,980.72	(14,526.30)	41,197.58	69.85%
Utility Services	135,555.00	10,876.67	50,488.40	54,613.38	46,591.26	34,350.36	74.66%
Operating Expenses	43,026.00	1,743.88	5,758.86	16,486.30	-	26,539.70	38.32%
Professional Services	70,000.00	-	4,706.00	16,974.28	37,140.00	15,885.72	77.31%
Maintenance Services	95,245.00	545.26	11,899.33	55,405.64	-	39,839.36	58.17%
Rental/Leasing	26,900.00	-	-	-	26,719.06	180.94	99.33%
Capital Outlay	340,125.00	-	192,107.79	163,164.36	(29,133.06)	206,093.70	39.41%
TOTAL FIRE RESCUE	9,752,781.00	685,501.47	5,397,691.88	5,710,708.14	876,848.80	3,165,224.06	67.55%

CITY OF SCHERTZ
REVENUE AND EXPENSE REPORT (UNAUDITED)
AS OF April 30, 2026

101 GENERAL FUND	CURRENT BUDGET	CURRENT PERIOD	PRIOR YEAR Y-T-D	Y-T-D ACTUAL	Y-T-D ENCUMBRANCE	BUDGET BALANCE	% OF BUDGET
INSPECTIONS							
Personnel Services	1,402,137.00	114,813.86	773,516.18	853,582.12	134,918.34	413,636.54	70.50%
Supplies	5,460.00	161.42	1,792.30	815.53	-	4,644.47	14.94%
Utility Services	7,200.00	1,269.11	3,949.38	5,278.96	1,921.04	-	100.00%
Operating Expenses	10,850.00	-	277.96	4,530.74	5,590.00	729.26	93.28%
Professional Services	70,000.00	300.00	42,300.00	20,910.00	38,030.00	11,060.00	84.20%
TOTAL INSPECTIONS	1,495,647.00	116,544.39	862,354.07	885,117.35	180,459.38	430,070.27	71.25%
NEIGHBORHOOD SERVICES							
Personnel Services	526,138.00	40,264.18	309,826.60	277,299.10	48,604.34	200,234.56	61.94%
Supplies	10,400.00	363.48	3,633.22	818.26	-	9,581.74	7.87%
Utility Services	6,500.00	676.84	2,378.51	3,284.19	3,215.81	-	100.00%
Operating Expenses	1,200.00	-	39.00	178.83	-	1,021.17	14.90%
Professional Services	3,000.00	-	1,925.00	-	-	3,000.00	0.00%
Maintenance Services	30,000.00	6.60	1,450.00	1,671.60	-	28,328.40	5.57%
TOTAL NEIGHBORHOOD SERVICES	577,238.00	41,311.10	319,252.33	283,251.98	51,820.15	242,165.87	58.05%
TOTAL PUBLIC SAFETY	25,852,434.00	1,790,868.35	14,943,719.67	14,819,847.74	2,769,918.85	8,262,667.41	68.04%
PUBLIC ENVIRONMENT							
STREETS							
Personnel Services	1,339,924.00	91,105.12	725,894.46	736,916.98	119,658.14	483,348.88	63.93%
Supplies	229,995.00	16,291.69	75,035.52	82,212.75	1,000.00	146,782.25	36.18%
Utility Services	271,567.00	25,785.68	118,004.36	137,804.04	44,226.60	89,536.36	67.03%
Maintenance Services	1,189,130.00	31,042.17	(232,345.62)	79,784.30	270,454.96	838,890.74	29.45%
Rental/Lease	6,000.00	-	-	206.00	-	5,794.00	3.43%
TOTAL STREETS	3,036,616.00	164,224.66	1,178,099.37	1,080,166.41	494,957.70	1,461,491.89	51.87%
TOTAL PUBLIC ENVIRONMENT	3,036,616.00	164,224.66	1,178,099.37	1,080,166.41	494,957.70	1,461,491.89	51.87%
PARKS & RECREATION							
PARKS DEPARTMENT							
Personnel Services	1,614,579.30	118,860.02	800,414.49	907,467.15	136,942.67	570,169.48	64.69%
Supplies	173,960.00	40,576.57	63,501.25	101,447.59	-	72,512.41	58.32%
Utility Services	279,653.00	44,676.79	127,217.70	186,320.71	10,476.33	82,855.96	70.37%
Operating Expenses	343,761.00	75,490.09	115,668.75	196,140.66	90,690.00	56,930.34	83.44%
Professional Services	10,000.00	-	3,720.00	8,493.70	(11,278.50)	12,784.80	-27.85%
Maintenance Services	444,000.00	26,655.96	140,739.67	145,549.40	161,000.88	137,449.72	69.04%
Rental/Leasing	7,000.00	1,644.10	5,664.75	2,969.38	-	4,030.62	42.42%
Capital Outlay	305,000.00	23,500.00	72,848.03	86,204.02	(32,454.01)	251,249.99	17.62%
TOTAL PARKS DEPARTMENT	3,177,953.30	331,403.53	1,329,774.64	1,634,592.61	355,377.37	1,187,983.32	62.62%

CITY OF SCHERTZ
REVENUE AND EXPENSE REPORT (UNAUDITED)
AS OF April 30, 2026

101 GENERAL FUND	CURRENT BUDGET	CURRENT PERIOD	PRIOR YEAR Y-T-D	Y-T-D ACTUAL	Y-T-D ENCUMBRANCE	BUDGET BALANCE	% OF BUDGET
SWIM POOL							
Supplies	33,000.00	5,936.11	19,503.73	17,696.04	-	15,303.96	53.62%
Utility Services	36,345.00	6,869.20	13,664.39	33,311.91	-	3,033.09	91.65%
Maintenance Services	597,023.00	34,618.58	249,000.32	255,636.14	115,816.16	225,570.70	62.22%
TOTAL SWIM POOL	666,368.00	47,423.89	282,168.44	306,644.09	115,816.16	243,907.75	63.40%
EVENT FACILITIES							
Personnel Services	524,379.00	34,317.47	304,247.06	286,289.01	43,283.66	194,806.33	62.85%
Supplies	27,100.00	262.64	18,053.73	20,365.42	-	6,734.58	75.15%
Utility Services	81,323.00	6,161.91	33,716.75	36,367.00	710.90	44,245.10	45.59%
Operating Expenses	600.00	-	931.81	-	-	600.00	0.00%
Maintenance Services	5,050.00	340.00	2,002.00	1,304.29	-	3,745.71	25.83%
TOTAL EVENT FACILITIES	638,452.00	41,082.02	358,951.35	344,325.72	43,994.56	250,131.72	60.82%
TOTAL PARKS & RECREATION	4,482,773.30	419,909.44	1,970,894.43	2,285,562.42	515,188.09	1,682,022.79	62.48%
CULTURAL							
LIBRARY							
Personnel Services	1,208,340.00	89,131.09	694,570.66	686,090.08	85,832.87	436,417.05	63.88%
Supplies	199,375.00	13,532.46	121,836.36	107,027.08	41,023.80	51,324.12	74.26%
Utility Services	71,214.00	5,592.31	28,702.73	26,588.20	6,858.34	37,767.46	46.97%
Operating Expenses	5,300.00	-	2,326.64	4,453.64	-	846.36	84.03%
TOTAL LIBRARY	1,558,704.00	108,255.86	847,436.39	824,159.00	133,715.01	600,829.99	61.45%
TOTAL CULTURAL	1,558,704.00	108,255.86	847,436.39	824,159.00	133,715.01	600,829.99	61.45%
INTERNAL SERVICE							
INFORMATION TECHNOLOGY							
Personnel Services	1,378,945.00	87,372.54	800,485.27	715,035.65	105,118.24	558,791.11	59.48%
Supplies	750,500.00	15,874.40	282,501.90	291,295.45	96,627.04	362,577.51	51.69%
Operating Expenses	1,608,401.07	29,523.75	560,231.37	1,195,464.06	273,166.81	139,770.20	91.31%
Utility Services	516,000.00	39,692.55	215,219.52	254,166.92	174,484.27	87,348.81	83.07%
Professional Services	20,000.00	7,251.10	10,937.11	29,735.02	-	(9,735.02)	148.68%
Maintenance Services	3,800.00	-	2,951.34	-	-	3,800.00	0.00%
Capital Outlay	218,500.00	-	15,156.25	141,868.14	-	76,631.86	64.93%
TOTAL INFORMATION TECHNOLOGY	4,496,146.07	179,714.34	1,887,482.76	2,627,565.24	649,396.36	1,219,184.47	72.88%

CITY OF SCHERTZ
REVENUE AND EXPENSE REPORT (UNAUDITED)
AS OF April 30, 2026

101 GENERAL FUND	CURRENT BUDGET	CURRENT PERIOD	PRIOR YEAR Y-T-D	Y-T-D ACTUAL	Y-T-D ENCUMBRANCE	BUDGET BALANCE	% OF BUDGET
HUMAN RESOURCES							
Personnel Services	776,787.00	68,276.63	418,969.68	434,817.37	26,403.08	315,566.55	59.38%
Supplies	4,200.00	433.94	608.88	4,313.53	-	(113.53)	102.70%
Operating Expenses	123,450.00	8,965.17	63,699.03	62,206.74	38,427.86	22,815.40	81.52%
Professional Services	4,500.00	-	-	-	-	4,500.00	0.00%
TOTAL HUMAN RESOURCES	908,937.00	77,675.74	483,277.59	501,337.64	64,830.94	342,768.42	62.29%
FINANCE							
Personnel Services	827,966.00	65,856.61	488,317.35	502,853.74	79,676.87	245,435.39	70.36%
Supplies	3,100.00	50.75	1,592.91	1,852.67	-	1,247.33	59.76%
Operating Expenses	4,300.00	430.56	4,893.38	4,510.27	-	(210.27)	104.89%
Professional Sevices	42,500.00	7,750.00	36,513.50	41,223.50	-	1,276.50	97.00%
TOTAL FINANCE	877,866.00	74,087.92	531,317.14	550,440.18	79,676.87	247,748.95	71.78%
PURCHASING & ASSET MGT							
Personnel Services	305,034.00	24,336.79	169,724.81	167,845.16	24,706.42	112,482.42	63.12%
Supplies	5,640.00	7.50	617.58	2,293.75	-	3,346.25	40.67%
Operating Expenses	5,600.00	363.00	12,192.43	2,236.50	-	3,363.50	39.94%
TOTAL PURCHASING & ASSET MGT	316,274.00	24,707.29	182,534.82	172,375.41	24,706.42	119,192.17	62.31%
FLEET SERVICE							
Personnel Services	873,153.00	76,388.06	537,865.46	538,034.80	73,883.45	261,234.75	70.08%
Supplies	266,139.00	26,732.16	208,457.68	188,604.49	-	77,534.51	70.87%
Utility Services	12,500.00	1,013.94	5,888.63	4,130.04	6,137.34	2,232.62	82.14%
Maintenance Services	308,000.00	3,401.48	116,287.59	75,545.01	8,367.93	224,087.06	27.24%
Capital Outlay	260,000.00	55,044.35	-	55,044.35	-	204,955.65	21.17%
TOTAL FLEET SERVICE	1,719,792.00	162,579.99	868,499.36	861,358.69	88,388.72	770,044.59	55.22%
FACILITY SERVICES							
Personnel Services	1,112,918.00	89,281.05	690,884.65	688,126.56	120,812.69	303,978.75	72.69%
Supplies	155,350.00	19,586.95	100,050.29	117,151.07	10,906.48	27,292.45	82.43%
Utility Services	229,450.00	13,311.64	108,279.91	88,876.65	8,315.27	132,258.08	42.36%
Maintenance Services	462,000.00	42,970.08	319,100.37	298,565.53	107,799.48	55,634.99	87.96%
Rental/Leasing	490.00	-	1,099.40	1,371.12	-	(881.12)	279.82%
Capital Outlay	365,000.00	23,296.38	93,627.76	23,296.38	885,295.38	(543,591.76)	248.93%
TOTAL BUILDING MAINTENANCE	2,325,208.00	188,446.10	1,313,115.66	1,217,387.31	1,133,129.30	(25,308.61)	101.09%
TOTAL INTERNAL SERVICE	10,644,223.07	707,211.38	5,266,227.33	5,930,464.47	2,040,128.61	2,673,629.99	74.88%

CITY OF SCHERTZ
REVENUE AND EXPENSE REPORT (UNAUDITED)
AS OF April 30, 2026

101 GENERAL FUND	CURRENT BUDGET	CURRENT PERIOD	PRIOR YEAR Y-T-D	Y-T-D ACTUAL	Y-T-D ENCUMBRANCE	BUDGET BALANCE	% OF BUDGET
MISC & PROJECTS							
Project							
TOTAL PROJECTS	-	-	1,225,000.00	-	-	-	0.00%
CITY ASSISTANCE							
City's Assistance to Agencies	57,666.00	-	-	-	-	57,666.00	0.00%
Operating Equipment	-	-	5,000.00	-	-	-	0.00%
Operating Expenses	-	(66,674.92)	139,310.80	-	53,051.70	(53,051.70)	0.00%
TOTAL CITY ASSISTANCE	57,666.00	(66,674.92)	144,310.80	-	53,051.70	4,614.30	92.00%
COURT - RESTRICTED FUNDS							
Supplies	84,000.00	-	-	1,818.00	-	82,182.00	2.16%
Operating Expenses	9,000.00	-	-	-	-	9,000.00	0.00%
TOTAL COURT-RESTRICTED FUNDS	93,000.00	-	-	1,818.00	-	91,182.00	1.95%
TOTAL MISC & PROJECTS	150,666.00	(66,674.92)	1,369,310.80	1,818.00	53,051.70	95,796.30	36.42%
TOTAL EXPENDITURES	54,721,783.37	3,950,120.36	30,174,678.44	30,132,794.82	6,984,175.40	17,604,813.15	67.83%
REVENUE OVER(UNDER) EXPEND.	(1,906,367.37)	6,412,697.51	6,403,986.33	32,331,329.72	(7,093,435.40)	(27,144,261.69)	

CITY OF SCHERTZ

REVENUE REPORT (UNAUDITED)

AS OF April 30, 2026

101 GENERAL FUND		CURRENT BUDGET	CURRENT PERIOD	PRIOR YEAR Y-T-D	Y-T-D ACTUAL	Y-T-D ENCUMBRANCE	BUDGET BALANCE	% OF BUDGET
REVENUES								
Taxes								
101-101-411100	Advalorem Tax-Current	20,984,288.00	119,979.00	18,816,917.51	20,006,207.04	-	978,080.96	95.34%
101-101-411110	Disable Veterans Assist Pymnt	600,000.00	-	-	-	-	600,000.00	0.00%
101-101-411200	Advalorem Tax-Delinquent	50,000.00	4,882.62	(90,442.13)	(84,975.14)	-	134,975.14	-169.95%
101-101-411300	Advalorem Tax-P&I	100,000.00	9,202.97	65,143.04	56,702.97	-	43,297.03	56.70%
101-101-411500	Sales Tax Revenue-Gen Fund	15,485,000.00	8,511,120.76	10,240,649.08	34,396,946.57	-	(18,911,946.57)	222.13%
101-164-411600	Bingo Tax	20.00	30.00	30.87	51.50	-	(31.50)	257.50%
101-164-411700	Mixed Beverage Tax	88,000.00	6,437.14	50,745.39	49,453.75	-	38,546.25	56.20%
TOTAL Taxes		**37,307,308.00**	**8,651,652.49**	**29,083,043.76**	**54,424,386.69**	**-**	**(17,117,078.69)**	**145.88%**
Franchises								
101-101-421200	Center Point/Entex Energy	151,000.00	8,934.21	99,285.09	66,805.69	-	84,194.31	44.24%
101-101-421220	City Public Service	1,280,000.00	120,500.54	654,668.11	776,801.25	-	503,198.75	60.69%
101-101-421240	Guadalupe Valley Elec Co-op	580,000.00	45,125.02	304,435.24	340,313.39	-	239,686.61	58.67%
101-101-421250	New Braunfels Utilities	82,000.00	7,425.96	42,283.84	48,004.41	-	33,995.59	58.54%
101-101-421300	Time Warner-State Franchise	288,000.00	23,380.77	158,575.88	127,350.61	-	160,649.39	44.22%
101-101-421460	AT&T Franchise Fee	24,000.00	2,016.83	16,529.46	15,312.10	-	8,687.90	63.80%
101-101-421480	Other Telecom Franchise - ROW	25,000.00	194.34	5,020.42	8,913.30	-	16,086.70	35.65%
101-101-421500	Solid Waste Franchise Fee	262,000.00	22,324.88	248,411.96	150,102.84	(107,000.00)	218,897.16	16.45%
TOTAL Franchises		**2,692,000.00**	**229,902.55**	**1,529,210.00**	**1,533,603.59**	**(107,000.00)**	**1,265,396.41**	**52.99%**
Permits								
101-258-431100	Home Occupation Permit	550.00	-	245.00	-	-	550.00	0.00%
101-258-431101	Bldg Permit-Residential	350,000.00	64,068.50	412,875.00	407,380.00	(1,680.00)	(55,700.00)	115.91%
101-258-431102	Bldg Permit-Commercial	800,000.00	28,410.00	189,720.00	242,574.00	-	557,426.00	30.32%
101-258-431103	Bldg Permit-General	300,000.00	21,549.59	122,435.00	125,831.09	(50.00)	174,218.91	41.93%
101-258-431104	Mobile Home Permit	400.00	50.00	175.00	75.00	-	325.00	18.75%
101-258-431105	Signs Permit	5,500.00	879.00	5,988.00	9,352.00	-	(3,852.00)	170.04%
101-259-431106	Food Establishmnt Permit	70,000.00	2,646.00	28,865.00	56,306.00	-	13,694.00	80.44%
101-258-431107	Plumbing Permit	95,000.00	12,843.00	94,217.00	84,467.00	(205.00)	10,738.00	88.70%
101-258-431108	Electrical Permit	70,000.00	7,100.00	43,920.00	43,920.00	(100.00)	26,180.00	62.60%
101-258-431109	Mechanical Permit	55,000.00	5,960.00	40,600.00	39,020.00	(100.00)	16,080.00	70.76%
101-256-431110	Solicitor/Peddler Permit	3,000.00	-	2,510.00	880.00	-	2,120.00	29.33%
101-256-431111	Animal/Pet Permit	250.00	-	-	400.00	-	(150.00)	160.00%
101-258-431112	Cert of Occupancy Prmt	9,000.00	250.00	4,050.00	4,850.00	-	4,150.00	53.89%
101-256-431113	Security Alarm Permit	38,000.00	790.00	18,115.00	8,625.00	-	29,375.00	22.70%

CITY OF SCHERTZ

REVENUE REPORT (UNAUDITED)

AS OF April 30, 2026

101 GENERAL FUND		CURRENT BUDGET	CURRENT PERIOD	PRIOR YEAR Y-T-D	Y-T-D ACTUAL	Y-T-D ENCUMBRANCE	BUDGET BALANCE	% OF BUDGET
REVENUES								
101-173-431114	Grading/Clearing Permit	20,000.00	3,950.00	30,509.55	25,800.00	(100.00)	(5,700.00)	128.50%
101-173-431115	Development Permit	200,000.00	-	37,832.44	22,257.82	-	177,742.18	11.13%
101-257-431117	Fire Permit	40,000.00	5,975.00	28,371.00	38,787.00	-	1,213.00	96.97%
TOTAL Permits		2,056,700.00	154,471.09	1,060,427.99	1,110,524.91	(2,235.00)	948,410.09	53.89%
Licenses								
101-164-431118	Alcohol Beverage License	9,000.00	-	5,772.50	550.00	-	8,450.00	6.11%
101-258-431119	Mobile Home License	-	-	40.00	-	-	-	0.00%
TOTAL Licenses		9,000.00	-	5,812.50	550.00	-	8,450.00	6.11%
Fees								
101-154-432000	Platting Fees	54,000.00	1,500.00	19,500.00	40,000.00	-	14,000.00	74.07%
101-154-432007	Site Plan Fee	40,000.00	2,000.00	16,500.00	22,000.00	-	18,000.00	55.00%
101-154-432011	BOA/Variance Fees	2,500.00	-	1,000.00	3,500.00	-	(1,000.00)	140.00%
101-154-432014	Specific Use/Zone Chng Fee	40,000.00	7,000.00	32,450.00	19,450.00	-	20,550.00	48.63%
101-154-432015	Zoning Ltr & Dev Rights	2,550.00	600.00	3,000.00	2,400.00	-	150.00	94.12%
101-173-432016	Reinspection Fees	-	5,525.00	-	5,525.00	-	(5,525.00)	0.00%
101-258-432016	Reinspection Fees	190,000.00	27,250.00	153,150.00	237,950.00	-	(47,950.00)	125.24%
101-259-432017	Swim Pool Inspection Fee	3,000.00	25.00	2,750.00	2,995.00	-	5.00	99.83%
101-259-432018	Lot Abatement	10,000.00	-	1,885.00	275.00	-	9,725.00	2.75%
101-258-432019	Admin Fee-Inspections	5,000.00	3,400.00	19,800.00	18,800.00	-	(13,800.00)	376.00%
101-259-432020	Foster Care	500.00	150.00	100.00	1,000.00	-	(500.00)	200.00%
101-460-432021	Pool Gate Admission Fee	28,000.00	240.00	168.00	240.00	-	27,760.00	0.86%
101-460-432022	Seasonal Pool Pass Fee	6,000.00	110.00	60.00	110.00	-	5,890.00	1.83%
101-460-432035	Senior Center Memberships	37,600.00	2,313.00	18,410.00	17,238.00	-	20,362.00	45.85%
101-460-432037	Senior Center Meal Fee	52,535.00	5,469.30	43,179.80	37,909.85	-	14,625.15	72.16%
101-257-432046	Fire Re-inspection Fee	300.00	-	-	-	-	300.00	0.00%
101-872-432058	Sale of Mdse - GovDeals	150,000.00	22,686.00	134,299.80	127,425.22	-	22,574.78	84.95%
101-460-432066	Senior Center Rental	8,400.00	-	4,900.00	3,550.00	-	4,850.00	42.26%
101-170-432013	Schertz Magazine Advertising	138,000.00	4,787.50	60,725.00	43,620.00	-	94,380.00	31.61%
101-258-432008	Plan Check Fee	550,000.00	51,616.75	323,224.75	376,115.25	-	173,884.75	68.38%
101-258-432010	Technology Fee	23,000.00	3,600.00	22,000.00	23,225.00	(25.00)	(200.00)	100.87%
101-259-432097	Sanitation Inspection Fee	-	125.00	-	750.00	-	(750.00)	0.00%
101-460-432001	4th of July Jubilee - Proceeds	28,000.00	5,830.00	4,000.00	7,330.00	-	20,670.00	26.18%

CITY OF SCHERTZ

REVENUE REPORT (UNAUDITED)

AS OF April 30, 2026

101 GENERAL FUND		CURRENT BUDGET	CURRENT PERIOD	PRIOR YEAR Y-T-D	Y-T-D ACTUAL	Y-T-D ENCUMBRANCE	BUDGET BALANCE	% OF BUDGET
REVENUES								
101-460-432003	Holidazzle - Proceeds	11,000.00	-	2,640.00	7,040.00	-	3,960.00	64.00%
101-460-432005	Music & Movies in the Park - Proceeds	8,000.00	8,000.00	-	8,000.00	-	-	100.00%
101-460-432012	Mobile Stage Rental Fees	1,500.00	-	2,600.00	-	-	1,500.00	0.00%
101-464-432065	North Center Rental Fees	35,506.00	3,250.00	26,336.25	22,716.25	-	12,789.75	63.98%
101-464-432067	Community Center Rental Fees	56,143.00	5,602.50	44,289.25	31,141.25	-	25,001.75	55.47%
101-464-432069	Civic Center Rental Fees	346,440.00	-	179,273.92	83,551.26	-	262,888.74	24.12%
101-464-432077	Cancellation Fees-Event Rental	2,500.00	-	250.00	650.00	-	1,850.00	26.00%
101-665-432060	Misc Income-Library Copier	20,000.00	2,531.15	13,917.70	15,547.80	-	4,452.20	77.74%
101-665-432059	Library Fines	5,600.00	376.42	3,710.08	3,134.50	-	2,465.50	55.97%
101-460-432073	Pavilion Rental Fees	26,000.00	4,312.50	19,040.00	23,397.50	-	2,602.50	89.99%
101-460-432074	Equipment Rentals-Parks	200.00	-	95.00	(230.00)	-	430.00	-115.00%
101-460-432075	Chamber of Comm Rent	7,800.00	-	1,950.00	1,950.00	-	5,850.00	25.00%
101-460-432076	Non-Resident SYSA League	-	-	10,830.00	10,791.00	-	(10,791.00)	0.00%
101-460-432078	NonResident User Fee-BVYA	7,000.00	-	7,066.00	7,710.00	-	(710.00)	110.14%
101-460-432079	BVYA Utility Reimbursement	15,000.00	-	14,958.18	18,567.56	-	(3,567.56)	123.78%
101-460-432080	SYSA Utility Reimbursement	-	-	11,645.82	7,488.40	-	(7,488.40)	0.00%
101-460-432081	Lions Futbol Utility Reimbrsmt	15,000.00	-	7,032.00	3,516.00	-	11,484.00	23.44%
101-460-432082	Recreation Programs	46,000.00	12,935.00	31,503.00	44,507.00	-	1,493.00	96.75%
101-460-432083	Rec Prgrm-Kickball Leagues	11,000.00	385.00	3,670.00	6,285.00	-	4,715.00	57.14%
101-256-432084	Vehicle Impoundment	12,300.00	7,475.00	21,300.00	21,225.00	-	(8,925.00)	172.56%
101-460-432087	Soccer Field Operations	401,715.00	-	-	-	-	401,715.00	0.00%
101-101-432088	Notary Fee	50.00	-	-	12.00	-	38.00	24.00%
101-101-432089	NSF Check Fee	-	-	50.00	-	-	-	0.00%
101-256-432062	Animal Adoption Fee	11,100.00	900.00	8,775.00	6,625.00	-	4,475.00	59.68%
101-256-432061	Pet Impoundment Fee	12,000.00	1,220.00	4,495.00	4,810.00	-	7,190.00	40.08%
101-256-432029	Police Reports Fee	5,250.00	144.00	3,700.00	2,314.30	-	2,935.70	44.08%
TOTAL Fees		**2,426,489.00**	**191,359.12**	**1,280,229.55**	**1,322,158.14**	**(25.00)**	**1,104,355.86**	**54.49%**
Fines								
101-152-451000	Municipal Court Fines	300,000.00	39,874.70	197,253.23	235,654.10	-	64,345.90	78.55%
101-152-451003	Arrest Fee	15,000.00	1,351.32	5,671.13	8,093.23	-	6,906.77	53.95%
101-152-451004	Expunction Fee	-	-	-	200.00	-	(200.00)	0.00%
101-152-451005	Warrant Fees	36,000.00	3,714.22	22,047.59	20,331.94	-	15,668.06	56.48%
101-152-451006	Officer Jury Fee	200.00	-	-	-	-	200.00	0.00%
101-152-451007	Restitution Fee-Local	-	-	-	(1,444.98)	-	1,444.98	0.00%
101-152-451008	Judicial Fee-City	240.00	7.40	90.91	61.33	-	178.67	25.55%
101-152-451009	Traffic Fine Costs TTL	3,500.00	554.99	2,110.95	3,426.51	-	73.49	97.90%
101-152-451010	Juvenile Case Mgmt Fee	1,800.00	61.69	757.67	511.16	-	1,288.84	28.40%

CITY OF SCHERTZ

REVENUE REPORT (UNAUDITED)

AS OF April 30, 2026

101 GENERAL FUND		CURRENT BUDGET	CURRENT PERIOD	PRIOR YEAR Y-T-D	Y-T-D ACTUAL	Y-T-D ENCUMBRANCE	BUDGET BALANCE	% OF BUDGET
REVENUES								
101-152-451011	Truancy Fees	6,500.00	1,472.84	6,001.93	8,570.40	-	(2,070.40)	131.85%
101-152-451012	Local Municipal Jury Fund	200.00	29.26	117.98	169.81	-	30.19	84.91%
101-152-451013	Technology Fund Fee	8,400.00	1,219.83	5,352.97	7,205.98	-	1,194.02	85.79%
101-152-451014	Security Fee	9,000.00	1,471.57	6,256.66	8,636.59	-	363.41	95.96%
101-152-451015	Time Payment Fee-City	3,000.00	334.46	1,917.30	2,301.32	-	698.68	76.71%
101-152-451016	State Fines 10% Service Fee	18,000.00	6,055.62	11,518.76	17,909.82	-	90.18	99.50%
101-152-451017	DPS Payment-Local	3,000.00	305.70	1,560.13	1,529.70	-	1,470.30	50.99%
101-152-451018	Child Safety Fee	3,000.00	1,075.27	1,492.13	6,930.16	-	(3,930.16)	231.01%
101-152-451019	Local Youth Diversion Program	-	-	-	100.00	-	(100.00)	0.00%
TOTAL Fines		407,840.00	57,528.87	262,149.34	320,187.07	-	87,652.93	78.51%
Inter-Jurisdictional								
101-257-473100	Bexar Co - Fire	21,000.00	-	-	-	-	21,000.00	0.00%
101-257-473101	City of Seguin-Fire Contract	30,000.00	3,666.67	23,333.43	29,333.36	-	666.64	97.78%
101-665-473102	Guadalupe Co-Library	228,010.00	20,250.83	138,839.19	141,755.81	-	86,254.19	62.17%
101-665-473104	Library Services-Cibolo	40,000.00	-	-	80,000.00	-	(40,000.00)	200.00%
101-665-473105	Library Services-Selma	24,000.00	29,895.00	-	59,790.00	-	(35,790.00)	249.13%
101-256-473108	Dispatch Service-Cibolo	493,023.00	129,565.31	163,277.05	129,565.31	-	363,457.69	26.28%
101-256-473109	School Crossing Guard-Bexar Co	50,000.00	5,536.30	31,750.28	32,361.69	-	17,638.31	64.72%
101-256-473110	School Cross Guard-Guadalupe C	50,000.00	4,954.85	27,192.42	27,934.10	-	22,065.90	55.87%
101-256-473111	School Crossing Guards - Comal	20,000.00	-	16,638.69	-	-	20,000.00	0.00%
101-256-473112	School Officer Funding	1,393,673.00	193,368.29	282,541.12	193,368.29	-	1,200,304.71	13.87%
TOTAL Inter-Jurisdictional		2,349,706.00	387,237.25	683,572.18	694,108.56	-	1,655,597.44	29.54%
Fund Transfers								
101-101-480700	Indirect Costs-EMS	244,021.00	20,335.08	135,566.69	142,345.56	-	101,675.44	58.33%
101-101-480701	Indirect Costs-Hotel/Motel	89,940.00	7,495.00	48,402.69	52,465.00	-	37,475.00	58.33%
101-101-480705	Interfund Charges-Drainage-5%	275,000.00	22,916.67	160,416.69	160,416.69	-	114,583.31	58.33%
101-101-480703	Interfund Chrges-Admin W&S	1,567,841.00	130,653.33	924,981.19	914,573.35	-	653,267.65	58.33%
101-101-480202	Transfer In-Water&Sewer Fund	4,000.00	-	-	-	-	4,000.00	0.00%
101-101-480203	Transfer In-EMS	4,000.00	-	-	-	-	4,000.00	0.00%
101-101-480204	Transfer In-Drainage	1,000.00	-	-	-	-	1,000.00	0.00%
101-101-480706	Interfund Charges-Fleet	665,893.00	55,577.67	403,337.69	389,043.69	-	276,849.31	58.42%
101-101-480702	Interfund Charges-4B	641,703.00	320,851.50	609,080.00	641,703.00	-	-	100.00%
101-101-480000	Transfer In	-	-	20,582.12	-	-	-	0.00%
TOTAL Fund Transfers		3,493,398.00	557,829.25	2,302,367.07	2,300,547.29	-	1,192,850.71	65.85%

CITY OF SCHERTZ

REVENUE REPORT (UNAUDITED)

AS OF April 30, 2026

101 GENERAL FUND		CURRENT BUDGET	CURRENT PERIOD	PRIOR YEAR Y-T-D	Y-T-D ACTUAL	Y-T-D ENCUMBRANCE	BUDGET BALANCE	% OF BUDGET
REVENUES								
Miscellaneous								
101-101-491000	Interest Earned	150,000.00	9,662.85	98,467.38	93,424.37	-	56,575.63	62.28%
101-101-491200	Investment Income	800,000.00	108,590.69	418,969.52	535,493.41	-	264,506.59	66.94%
101-101-491302	Unrealized Gain/Loss-CapOne	-	(2,696.10)	38,886.37	(12,993.52)	-	12,993.52	0.00%
101-101-497002	Donations-Others	-	-	-	646.23	-	(646.23)	0.00%
101-665-497002	Donations-Public Library	5,000.00	216.79	4,544.99	1,653.78	-	3,346.22	33.08%
101-256-497004	Donations-Animal Control	5,000.00	163.00	3,583.94	3,192.00	-	1,808.00	63.84%
101-256-497006	Donations-Spay&Neuter	-	-	121.00	-	-	-	0.00%
101-460-497007	Donations- Parks	-	-	1.00	-	-	-	0.00%
101-460-497008	Donations-Senior Center	3,800.00	150.00	112.00	150.00	-	3,650.00	3.95%
101-460-497003	Donation - Veteran's Memorial	1,500.00	75.00	-	225.00	-	1,275.00	15.00%
101-256-497015	LawEnforcemtOfficersStnd&	10,000.00	-	8,999.38	8,934.91	-	1,065.09	89.35%
101-101-497000	Misc Income-Gen Fund	60,000.00	4,810.50	128,997.02	58,471.02	-	1,528.98	97.45%
101-256-497021	Misc Income-Police	9,000.00	962.10	6,979.19	9,744.58	-	(744.58)	108.27%
101-665-497000	Misc Income-Library	4,800.00	263.95	3,024.52	3,219.90	-	1,580.10	67.08%
101-256-497024	Misc Income-Animal Control	800.00	-	210.00	240.00	-	560.00	30.00%
101-359-497000	Misc Income-Streets Dept	40,000.00	-	18,923.90	6,081.84	-	33,918.16	15.20%
101-460-497000	Misc Income-Parks	-	-	-	1,494.20	-	(1,494.20)	0.00%
101-101-497025	Misc Income-TML Ins. Claims	50,000.00	10,638.47	25,681.89	27,889.53	-	22,110.47	55.78%
101-101-497026	Misc Income-TML WC Reimbursmnt	15,000.00	-	34,846.81	7,847.52	-	7,152.48	52.32%
101-101-497027	Misc Income-Vending Mach	2,600.00	-	1,856.06	1,321.59	-	1,278.41	50.83%
101-152-497000	Misc Income-Muni Court	-	-	(11.00)	-	-	-	0.00%
101-101-497031	Reimbursmnt-Gen Fund	-	-	-	8,127.93	-	(8,127.93)	0.00%
101-256-497029	Reimbursmt Police OT-DEA	33,000.00	-	-	-	-	33,000.00	0.00%
101-257-497030	Reimburmnt Fire-Emg Acti-OT	800,000.00	-	(422,341.59)	-	-	800,000.00	0.00%
101-665-497033	Reimbursement - Library	82,475.00	-	-	-	-	82,475.00	0.00%
101-877-497000	Misc Income Fleet	-	-	-	2,894.00	-	(2,894.00)	0.00%
TOTAL Miscellaneous		**2,072,975.00**	**132,837.25**	**371,852.38**	**758,058.29**	**-**	**1,314,916.71**	**36.57%**
TOTAL REVENUES		**52,815,416.00**	**10,362,817.87**	**36,578,664.77**	**62,464,124.54**	**(109,260.00)**	**(9,539,448.54)**	**118.06%**

GENERAL FUND
CASH IN BANK AND INVESTMENTS
AS OF April 30, 2026

Cash in Bank		
Claim on Operating Cash Pool-Checking	$	4,141,933.28
Cash in Investments		
LOGIC Investment-General Fund		29,631,428.66
LOGIC Investment-Equip Replacement		94,514.30
LOGIC Investment-Veh Replacement		637,289.62
LOGIC Investment-Air Condi Replacment		346,817.83
Hancock Investment-General Fund		1,929,983.64
CD - Connexus CR UN 9/17/25 to 9/18/28		249,000.00
CD - Morgan Stanley 6/10/25 to 6/11/30		244,000.00
CD - Firstbank Nashville 10/31/25 to 1/31/28		245,000.00
CD - BMW BK North Amer 10/24/25 to 10/24/28		245,000.00
CD - First GTY BK Hammond 10/24/25/ to 10/24/28		245,000.00
CD - Morgan Stanely Private 10/29/25 to 10/30/28		245,000.00
CD - Luana SVGS BK Lowa 10/31/25 to 10/31/28		245,000.00
CD - USF Fed UN Tampa 10/31/25 to 10/31/28		249,000.00
CD - Goldman Sachs BK USA 10/21/25 to 10/22/29		245,000.00
CD - JPMorgan Chase BK 10/16/25 to 4/16/30		240,000.00
CD- Farmers & Merchants 10/24/25 to 10/24/30		249,000.00
CD- Covantage CR UN 11/06/25 to 11/06/28		247,000.00
CD- Tuscon Fed CR UN 11/14/25 to 11/14/28		249,000.00
CD- Credit Human Fed CR UN 11/21/25 to 11/21/28		249,000.00
CD- TX Exchange BK 11/05/25 to 2/09/29		249,000.00
CD- UBS BK USA 11/26/25 to 11/26/29		249,000.00
CD- Lakeside BK Rockwall 11/07/25 to 11/07/30		249,000.00
CD- Direct Fed CR UN 11/20/25 to 8/21/28		249,000.00
CD- Bank WIS Dells 12/2/25 to 12/4/28		249,000.00
CD- Ally BK Sandy Utah 12/4/25 to 12/4/28		245,000.00
CD- BNY Mellon 12/24/25 to 12/24/28		245,000.00
CD- Nano Banc 01/30/26 to 01/30/29		245,000.00
CD- Amerrant 02/13/26 to 02/13/29		245,000.00
CD- Merrick Bank South 3/20/26 to 3/20/29		249,000.00
CD- Optium Bank 3/23/26 to 3/29/29		245,000.00
CD- Neighbors Fed CR UN 3/30/26 to 4/2/29		249,000.00
CD- Wells Fargo Bank 3/30/26 to 3/29/29		249,000.00
CD- EagleMark Savings Bank 4/15/26 to 4/13/29		245,000.00
Total Cash in Bank & Investments	**$**	**43,689,967.33**

Sales Tax-General Fund

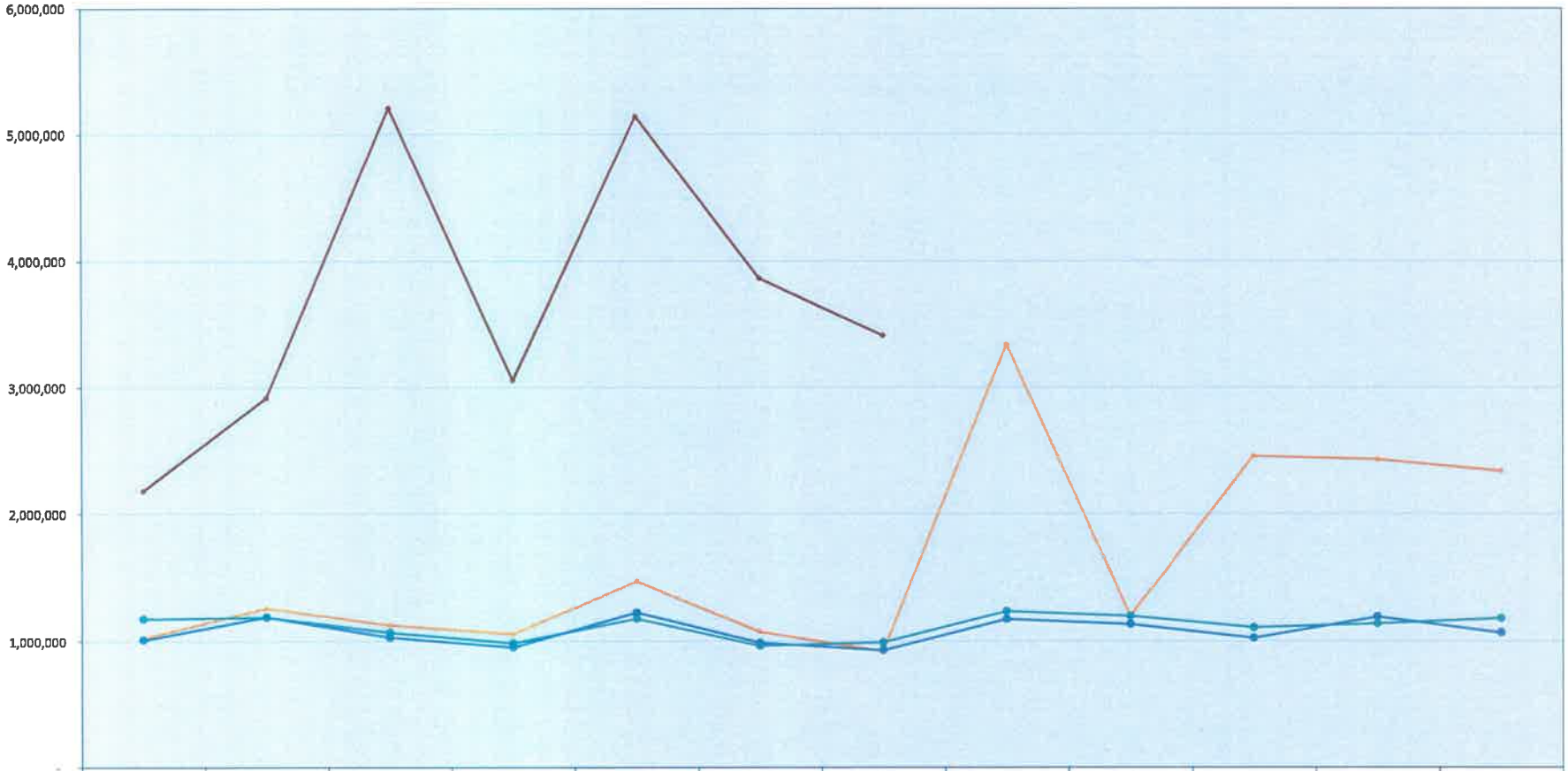

	OCT	NOV	DEC	JAN	FEB	MAR	APR	MAY	JUN	JUL	AUG	SEP
2025-26	2,183,874	2,922,069	5,211,152	3,061,262	5,143,159	3,868,551	3,417,294					
2024-25	1,023,450	1,260,179	1,129,240	1,059,753	1,471,527	1,077,599	921,980	3,344,269	1,200,874	2,459,306	2,431,299	2,341,440
2023-24	1,176,794	1,189,313	1,071,977	988,069	1,178,553	964,767	991,832	1,237,612	1,198,533	1,107,731	1,137,447	1,181,245
2022-23	1,012,285	1,191,635	1,032,144	956,099	1,227,037	989,612	930,666	1,175,108	1,134,030	1,026,350	1,192,848	1,067,895

ADVALOREM TAX

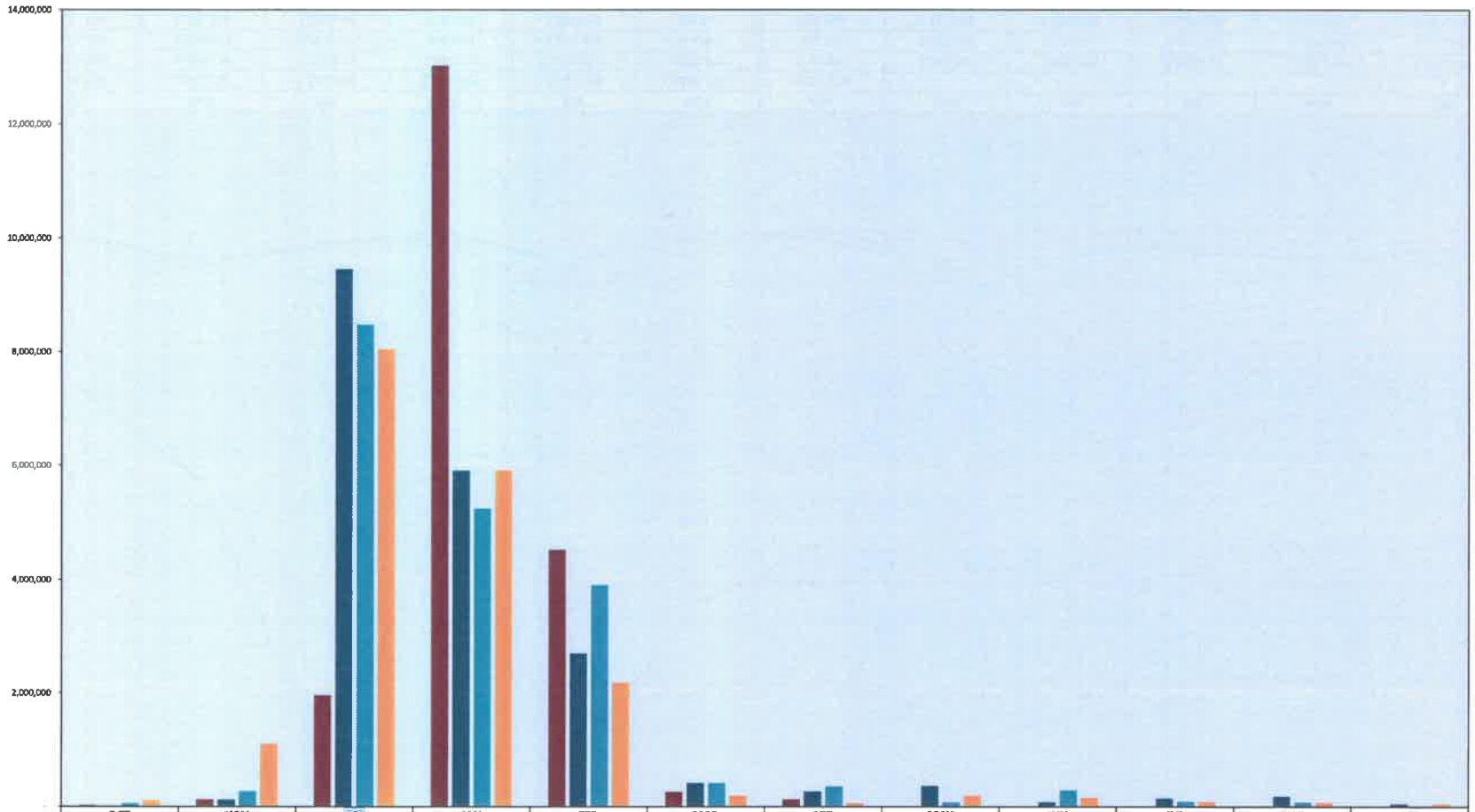

	OCT	NOV	DEC	JAN	FEB	MAR	APR	MAY	JUN	JUL	AUG	SEP
2025-26	23,161	124,610	1,954,831	13,013,039	4,513,255	257,332	119,979					
2024-25	764	114,616	9,442,946	5,896,295	2,691,346	410,049	260,902	356,300	72,701	143,003	175,443	44,548
2023-24	49,846	264,524	8,466,959	5,233,354	3,893,543	410,246	344,277	67,581	284,918	85,324	68,510	(26,712)
2022-23	103,252	1,096,390	8,035,670	5,903,515	2,176,684	188,387	54,021	186,268	155,326	78,154	63,887	45,472

CITY OF SCHERTZ

REVENUE AND EXPENSE REPORT (UNAUDITED)

AS OF: April 30, 2026

CITY OF SCHERTZ

106-SPECIAL EVENTS FUND FINANCIAL SUMMARY	CURRENT BUDGET	CURRENT PERIOD	PRIOR YEAR Y-T-D	Y-T-D ACTUAL	Y-T-D ENCUMBRANCE	BUDGET BALANCE	% OF BUDGET
REVENUE SUMMARY							
Investment Income	-	-	225.97	-	-	-	0.00%
Miscellaneous	55,000.00	-	42,095.00	66,751.87	-	(11,751.87)	121.37%
TOTAL REVENUES	55,000.00	-	42,320.97	66,751.87	-	(11,751.87)	121.37%
EXPENDITURE SUMMARY							
GENERAL GOVERNMENT							
CULTURAL							
KICK CANCER	20,000.00	13,459.04	7,132.15	17,178.54	-	2,821.46	85.89%
HAL BALDWIN SCHOLARSHIP	35,000.00	-	27,035.26	28,449.73	-	6,550.27	81.28%
TOTAL CULTURAL	55,000.00	13,459.04	34,167.41	45,628.27	-	9,371.73	82.96%
TOTAL EXPENDITURES	55,000.00	13,459.04	34,167.41	45,628.27	-	9,371.73	82.96%
REVENUE OVER(UNDER) EXPEND	-	(13,459.04)	8,153.56	21,123.60	-		

CITY OF SCHERTZ

REVENUE REPORT (UNAUDITED)

AS OF: April 30, 2026

CITY OF SCHERTZ

106-SPECIAL EVENTS FUND		CURRENT BUDGET	CURRENT PERIOD	PRIOR YEAR Y-T-D	Y-T-D ACTUAL	Y-T-D ENCUMBRANCE	BUDGET BALANCE	% OF BUDGET
REVENUES								
Fund Transfers								
TOTAL Fund Transfers		-	-	-	-	-	-	0.00%
Miscellaneous								
106-101-491200	Investment Income	-	-	225.97	-	-	-	0.00%
106-608-497001	Kick Cancer	20,000.00	-	7,515.00	17,163.35	-	2,836.65	85.82%
106-621-497010	Hal Baldwin Scholarship	35,000.00	-	34,580.00	49,588.52	-	(14,588.52)	141.68%
TOTAL Miscellaneous		55,000.00	-	42,320.97	66,751.87	-	(11,751.87)	121.37%
TOTAL REVENUES		55,000.00	-	42,320.97	66,751.87	-	(11,751.87)	121.37%

SPECIAL EVENTS FUND
CASH IN BANK AND INVESTMENTS

AS OF: April 30, 2026

CITY OF SCHERTZ

	Current
Cash in Bank	
Claim on Operating Cash Pool-Checking	$ 212,927.60
Cash in Investments	
Texas Class- Special Events	7.71
Total Cash in Bank & Investments	$ 212,935.31

CITY OF SCHERTZ

REVENUE AND EXPENSE REPORT (UNAUDITED)

AS OF: April 30, 2026

110-PEG FUND FINANCIAL SUMMARY	CURRENT BUDGET	CURRENT PERIOD	PRIOR YEAR Y-T-D	Y-T-D ACTUAL	Y-T-D ENCUMBRANCE	BUDGET BALANCE	% OF BUDGET
REVENUE SUMMARY							
Franchises	64,000.00	-	28,870.20	40,379.03	-	23,620.97	0.63
TOTAL REVENUES	64,000.00	-	28,870.20	40,379.03	-	23,620.97	63.09%
EXPENDITURE SUMMARY							
MISC & PROJECTS							
Projects							
Professional Services	19,000.00	-	-	-	-	19,000.00	-
Supplies and Equipment	45,000.00	-	-	-	-	45,000.00	0.00%
TOTAL MISC & PROJECTS	64,000.00	-	6,419.54	-	-	64,000.00	0.00%
TOTAL EXPENDITURES	64,000.00	-	6,419.54	-	-	64,000.00	0.00%
REVENUE OVER(UNDER) EXPEND	-	-	22,450.66	40,379.03	-	(40,379.03)	

CITY OF SCHERTZ

REVENUE REPORT (UNAUDITED)

AS OF: April 30, 2026

110-PEG FUND REVENUES		CURRENT BUDGET	CURRENT PERIOD	PRIOR YEAR Y-T-D	Y-T-D ACTUAL	Y-T-D ENCUMBRANCE	BUDGET BALANCE	% OF BUDGET
Franchises								
110-101-421350	Spectrum - PEG Fee	52,000.00	-	24,131.95	20,793.96	-	31,206.04	39.99%
110-101-421465	Direct TV PEG Fee	12,000.00	-	4,738.25	19,585.07	-	(7,585.07)	163.21%
TOTAL Franchises		64,000.00	-	28,870.20	40,379.03	-	23,620.97	63.09%
TOTAL Fund Transfers		-	-	-	-	-	-	0.00%
TOTAL REVENUES		64,000.00	-	28,870.20	40,379.03	-	23,620.97	63.09%

PEG FUND
CASH IN BANK AND INVESTMENTS
AS OF: April 30, 2026

Cash in Bank	
Cash Balance	$ 203,339.73
Total Cash in Bank & Investments	**$ 203,339.73**

CITY OF SCHERTZ

REVENUE AND EXPENSE REPORT (UNAUDITED)

AS OF: April 30, 2026

202-WATER & SEWER FINANCIAL SUMMARY	CURRENT BUDGET	CURRENT PERIOD	PRIOR YEAR Y-T-D	Y-T-D ACTUAL	Y-T-D ENCUMBRANCE	BUDGET BALANCE	% OF BUDGET
REVENUE SUMMARY							
Franchises	350,000.00	-	329,117.23	195,948.45	-	154,051.55	55.99%
Fees	33,896,500.00	2,571,555.00	18,185,990.34	17,343,798.50	(330.00)	16,553,031.50	51.17%
Fund Transfers	180,000.00	15,000.00	106,251.61	105,000.00	-	75,000.00	58.33%
Miscellaneous	444,978.00	1,633.86	129,870.95	232,436.27	-	212,541.73	52.24%
Investment Income	520,000.00	31,576.41	405,981.24	356,114.61	-	163,885.39	68.48%
TOTAL REVENUES	35,391,478.00	2,619,765.27	19,157,211.37	18,233,297.83	(330.00)	17,158,510.17	51.52%
EXPENDITURE SUMMARY							
BUSINESS OFFICE							
Personnel Services	790,826.00	61,805.99	434,352.15	447,567.04	82,135.31	261,123.65	66.98%
Supplies	341,400.00	507.17	89,274.71	211,774.23	77,088.34	52,537.43	84.61%
Utility Services	13,000.00	1,027.54	4,313.01	4,930.70	5,069.30	3,000.00	76.92%
Operating Expenses	413,500.00	39,115.26	322,240.55	416,476.42	220,494.70	(223,471.12)	154.04%
TOTAL BUSINESS OFFICE	1,603,726.00	131,957.96	961,828.02	1,110,250.39	384,787.65	108,687.96	93.22%
W & S ADMINISTRATION							
Personnel Services	3,492,514.00	268,264.37	1,596,705.09	1,752,091.35	305,829.75	1,434,592.90	58.92%
Supplies	4,554,637.00	336,818.52	1,585,850.75	2,273,787.85	2,024,154.80	256,694.35	94.36%
City Support Services	100.00	-	-	-	-	100.00	0.00%
Utility Services	572,222.00	38,423.09	232,827.61	235,535.85	40,162.39	296,523.76	48.18%
Operations Support	13,613,918.00	749,426.09	6,534,486.96	4,587,340.26	3,950,135.44	5,076,442.30	62.71%
Staff Support	397,000.00	6,831.75	160,687.81	112,653.41	2,273.39	282,073.20	28.95%
Fund Charges/Transfers	1,751,857.00	145,654.75	1,037,786.19	1,019,583.29	-	732,273.71	58.20%
Maintenance Services	562,750.00	37,105.00	158,712.80	300,539.59	(42,189.84)	304,400.25	45.91%
Other Costs	6,630,188.00	319,108.72	4,945,018.24	6,362,875.30	1,477,038.37	(1,209,725.67)	118.25%
Debt Service	109,692.00	-	79,512.82	5,239.17	-	104,452.83	4.78%
Rental/Leasing	888,000.00	9,437.50	234,359.36	41,875.72	306,093.43	540,030.85	39.19%
TOTAL PUBLIC WORKS	32,872,878.00	1,911,069.79	16,565,947.63	16,691,521.79	8,063,497.73	8,117,858.48	75.31%
MISC & PROJECTS							
PROJECTS							
TOTAL PROJECTS	2,250,000.00	-	-	5,750.00	-	2,244,250.00	0.26%
TOTAL MISC & PROJECTS	2,250,000.00	-	-	5,750.00	-	2,244,250.00	0.26%
TOTAL EXPENDITURES	36,726,604.00	2,043,027.75	17,527,775.65	17,807,522.18	8,448,285.38	10,470,796.44	71.49%
** REVENUE OVER(UNDER)EXPENSES **	(1,335,126.00)	576,737.52	1,629,435.72	425,775.65	(8,448,615.38)	6,687,713.73	

CITY OF SCHERTZ
REVENUE REPORT (UNAUDITED)
AS OF: April 30, 2026

202-WATER & SEWER		CURRENT BUDGET	CURRENT PERIOD	PRIOR YEAR Y-T-D	Y-T-D ACTUAL	Y-T-D ENCUMBRANCE	BUDGET BALANCE	% OF BUDGET
REVENUES								
Franchises								
202-575-421490	Cell Tower Leasing	350,000.00	-	329,117.23	195,948.45	-	154,051.55	55.99%
TOTAL Franchises		350,000.00	-	329,117.23	195,948.45	-	154,051.55	55.99%
Fees								
202-575-432023	Garbage Collection Fee	8,200,000.00	323,501.48	3,882,963.12	2,252,910.77	-	5,947,089.23	27.47%
202-575-432025	Recycle Fee Revenue	-	-	208,676.95	(132.64)	-	132.64	0.00%
202-575-432026	W&S Line Constructn Reimbur	1,500.00	50.00	850.00	1,050.00	-	450.00	70.00%
202-575-432047	Sale of Water	14,790,000.00	1,279,587.10	8,024,015.51	8,684,143.96	-	6,105,856.04	58.72%
202-575-432051	Sale of Meters	100,000.00	14,720.00	95,205.90	93,845.64	(330.00)	6,484.36	93.52%
202-575-432052	Sewer Charges	10,500,000.00	928,857.34	5,734,110.51	6,113,038.41	-	4,386,961.59	58.22%
202-575-432053	Water Penalties	300,000.00	24,614.08	238,318.35	197,467.36	-	102,532.64	65.82%
202-575-432058	Sale of Merchandise - GovDeals	2,500.00	-	-	-	-	2,500.00	0.00%
202-575-432089	NSF Check Fee	2,500.00	225.00	1,850.00	1,475.00	-	1,025.00	59.00%
TOTAL Fees		33,896,500.00	2,571,555.00	18,185,990.34	17,343,798.50	(330.00)	16,553,031.50	51.17%
Fund Transfers								
202-101-480704	Interfund Charges-Drainage	180,000.00	15,000.00	105,000.00	105,000.00	-	75,000.00	58.33%
TOTAL Fund Transfers		180,000.00	15,000.00	106,251.61	105,000.00	-	75,000.00	58.33%
Miscellaneous								
202-575-497000	Miscellaneous Income	10,000.00	723.86	2,566.43	6,001.58	-	3,998.42	60.02%
202-101-491000	Interest Earned	20,000.00	7,103.35	25,854.39	32,373.37	-	(12,373.37)	161.87%
202-101-491200	Investment Income	500,000.00	24,473.06	380,126.85	323,741.24	-	176,258.76	64.75%
202-575-497035	Misc Income-Library	14,500.00	910.00	7,064.14	6,226.00	-	8,274.00	42.94%
202-575-497032	Reimbursement-SSLGC Salary	420,478.00	-	120,240.38	220,208.69	-	200,269.31	52.37%
TOTAL Miscellaneous		964,978.00	33,210.27	535,852.19	588,550.88	-	376,427.12	60.99%
TOTAL REVENUES		35,391,478.00	2,619,765.27	19,157,211.37	18,233,297.83	(330.00)	17,158,510.17	51.52%

WATER & SEWER
CASH IN BANK AND INVESTMENTS
AS OF: April 30, 2026

Cash in Bank		
Claim on Operating Cash Pool-Checking	$	6,324,727.52
Cash in Investments		
Lone Star Investment-Water&Sewer		6,884,742.81
Lone Star Investment-W&S Customer Deposits		380,258.75
Lone Star Investment-W&S Equip Replacement		228,629.52
Lone Star Investment-W&S Veh Replacement		330,276.02
Schertz Bank & Trust-Certificate of Deposit		1,318,829.72
	$	9,142,736.82
Total Cash in Bank & Investments	**$**	**15,467,464.34**

CITY OF SCHERTZ

REVENUE AND EXPENSE REPORT (UNAUDITED)

AS OF: April 30, 2026

203-EMS	CURRENT BUDGET	CURRENT PERIOD	PRIOR YEAR Y-T-D	Y-T-D ACTUAL	Y-T-D ENCUMBRANCE	BUDGET BALANCE	% OF BUDGET
FINANCIAL SUMMARY							
REVENUE SUMMARY							
Fees	11,511,704.00	887,196.92	5,840,910.15	6,637,972.35	-	4,873,731.65	57.66%
Inter-Jurisdictional	5,406,682.00	1,000,838.77	3,018,351.50	3,708,373.59	-	1,698,308.41	68.59%
Investment Income	-	0.04	0.32	0.27	-	(0.27)	0.00%
Miscellaneous	142,000.00	17,379.91	140,554.13	418,168.19	-	(276,168.19)	294.48%
TOTAL REVENUES	17,060,386.00	1,905,415.64	8,999,816.10	10,764,514.40	-	6,295,871.60	63.10%
EXPENDITURE SUMMARY							
PUBLIC SAFETY							
SCHERTZ EMS							
Personnel Services	9,899,972.00	827,644.20	5,482,138.03	6,215,445.39	883,035.20	2,801,491.41	71.70%
Supplies	540,900.00	49,151.94	403,940.39	432,585.07	89,614.84	18,700.09	96.54%
Utility Services	152,200.00	20,783.75	84,710.71	91,736.02	43,147.19	17,316.79	88.62%
Operating Expenses	1,017,942.56	73,789.27	604,512.73	615,780.11	415,580.48	(13,418.03)	101.32%
Professional Services	158,000.00	14,358.28	71,116.76	88,874.02	29,869.93	39,256.05	75.15%
Non Operating Expenses	3,829,113.00	260,850.88	1,695,747.68	1,921,784.18	-	1,907,328.82	50.19%
Fund Charges/Transfers	610,166.00	50,513.83	353,316.88	353,596.81	-	256,569.19	57.95%
Maintenance Services	103,267.00	-	3,120.00	93,979.22	-	9,287.78	91.01%
Rental/Leasing	136,307.42	136,307.42	57,798.25	136,307.42	-	-	100.00%
Capital Outlay	1,146,547.00	-	97,410.10	81,887.96	(28,578.08)	1,093,237.12	4.65%
TOTAL PUBLIC SAFETY	17,594,414.98	1,433,399.57	8,853,811.53	10,031,976.20	1,432,669.56	6,129,769.22	65.16%
TOTAL EXPENDITURES	17,594,414.98	1,433,399.57	8,853,811.53	10,031,976.20	1,432,669.56	6,129,769.22	65.16%
** REVENUE OVER(UNDER) EXPENSES **	(534,028.98)	472,016.07	146,004.57	732,538.20	(1,432,669.56)	166,102.38	

CITY OF SCHERTZ
REVENUE REPORT (UNAUDITED)
AS OF: April 30, 2026

203-EMS REVENUES		CURRENT BUDGET	CURRENT PERIOD	PRIOR YEAR Y-T-D	Y-T-D ACTUAL	Y-T-D ENCUMBRANCE	BUDGET BALANCE	% OF BUDGET
Fees								
203-280-432034	Ambulance/Mileage Transprt Fee	11,110,204.00	865,645.42	5,579,798.16	6,411,567.94	-	4,698,636.06	57.71%
203-280-432036	Passport Membership Fees	30,000.00	240.00	22,190.00	20,820.00	-	9,180.00	69.40%
203-280-432039	EMT Class - Fees	162,500.00	11,668.00	119,745.68	87,718.00	-	74,782.00	53.98%
203-280-432038	CE Class - Fees	22,000.00	-	(1,817.75)	-	-	22,000.00	0.00%
203-280-432040	Immunization Fees	3,000.00	-	-	-	-	3,000.00	0.00%
203-280-432041	Billing Fees-External	34,000.00	2,534.40	19,024.86	20,088.10	-	13,911.90	59.08%
203-280-432042	Standby Fees	50,000.00	-	18,755.50	41,075.50	-	8,924.50	82.15%
203-280-432043	Community Services Support	50,000.00	2,033.10	53,079.90	25,500.81	-	24,499.19	51.00%
203-280-432044	MIH Services	50,000.00	5,076.00	30,133.80	31,202.00	-	18,798.00	62.40%
TOTAL Fees		11,511,704.00	887,196.92	5,840,910.15	6,637,972.35	-	4,873,731.65	57.66%
Inter-Jurisdictional								
203-280-473103	Seguin/Guadalupe Co Support	1,547,590.00	107,601.92	680,485.50	861,815.36	-	685,774.64	55.69%
203-280-473106	JBSA Support	694,653.00	119,248.90	403,528.61	415,634.51	-	279,018.49	59.83%
203-280-473107	Cibolo Support	794,434.00	198,608.47	496,521.18	595,825.41	-	198,608.59	75.00%
203-280-473114	Comal Co ESD #6	220,354.00	55,088.48	82,267.20	151,310.56	-	69,043.44	68.67%
203-280-473115	Live Oak Support	348,494.00	87,123.46	217,808.64	261,370.38	-	87,123.62	75.00%
203-280-473116	Universal City Support	427,859.00	106,964.86	267,412.14	320,894.58	-	106,964.42	75.00%
203-280-473117	Selma Support	255,715.00	71,919.82	159,821.82	215,759.46	-	39,955.54	84.37%
203-280-473118	Schertz Support	949,527.00	237,381.99	593,454.96	712,145.97	-	237,381.03	75.00%
203-280-473119	Santa Clara Support	16,966.00	4,241.59	10,603.98	12,724.77	-	4,241.23	75.00%
203-280-473120	Marion Support	26,090.00	7,338.03	16,306.74	22,014.09	-	4,075.91	84.38%
203-280-473121	TASPP Program	125,000.00	-	90,140.73	122,914.75	-	2,085.25	98.33%
203-280-473122	New Berlin Support	-	5,321.25	-	15,963.75	-	(15,963.75)	0.00%
TOTAL Inter-Jurisdictional		5,406,682.00	1,000,838.77	3,018,351.50	3,708,373.59	-	1,698,308.41	68.59%
Miscellaneous								
203-280-491200	Investment Income	-	0.04	0.32	0.27	-	(0.27)	0.00%
203-280-497002	Donations-EMS	2,000.00	1.00	100.00	201.00	-	1,799.00	10.05%
203-280-497000	Misc Income	60,000.00	4,718.14	47,511.15	329,246.05	-	(269,246.05)	548.74%
203-280-497023	Recovery of Bad Debt	20,000.00	269.00	18,279.95	7,454.50	-	12,545.50	37.27%
203-280-497022	Collection Agency-Bad Debt	60,000.00	12,391.77	74,663.03	81,266.64	-	(21,266.64)	135.44%
TOTAL Miscellaneous		142,000.00	17,379.95	140,554.45	418,168.46	-	(276,168.46)	294.48%
TOTAL REVENUES		17,060,386.00	1,905,415.64	8,999,816.10	10,764,514.40	-	6,295,871.60	63.10%

CITY OF SCHERTZ
CASH IN BANK AND INVESTMENTS
AS OF: April 30, 2026

Cash in Bank	
Claim on Operating Cash Pool-Checking	$ (3,248,237.23)
Cash in Investments	
EMS-Logic	21.46
Total Cash in Bank & Investments	**$ (3,248,215.77)**

CITY OF SCHERTZ

REVENUE AND EXPENSE REPORT (UNAUDITED)

AS OF: April 30, 2026

204-DRAINAGE FINANCIAL SUMMARY	CURRENT BUDGET	CURRENT PERIOD	PRIOR YEAR Y-T-D	Y-T-D ACTUAL	Y-T-D ENCUMBRANCE	BUDGET BALANCE	% OF BUDGET
REVENUE SUMMARY							
Permits	6,000.00	-	5,650.00	1,700.00	-	4,300.00	28.33%
Fees	2,260,000.00	181,318.39	807,663.93	1,138,952.08	-	1,121,047.92	50.40%
Fund Transfers	18,283.00	-	-	-	-	18,283.00	0.00%
Investment Income	32,000.00	1,013.45	17,953.33	8,271.18	-	23,728.82	25.85%
TOTAL REVENUES	2,316,283.00	182,341.49	831,267.26	1,148,872.91	-	1,167,410.09	49.60%
EXPENDITURE SUMMARY							
PUBLIC WORKS							
DRAINAGE							
Personnel Services	1,023,170.00	72,262.11	364,882.45	450,971.79	56,523.17	515,675.04	49.60%
Supplies	34,550.00	363.39	5,416.07	11,406.66	2,500.00	20,643.34	40.25%
Utility Services	35,000.00	3,906.88	13,518.26	15,032.61	20,307.48	(340.09)	100.97%
Operating Expenses	40,250.00	-	4,646.38	5,719.90	-	34,530.10	14.21%
Professional Services	252,500.00	-	1,500.00	1,666.50	(227.50)	251,061.00	0.57%
Fund Charges/Transfers	580,770.00	48,314.17	338,199.19	338,199.19	-	242,570.81	58.23%
Maintenance Services	425,000.00	6,666.96	19,605.71	118,450.18	75,732.16	230,817.66	45.69%
Capital Outlay	322,500.00	-	-	-	174,027.22	148,472.78	53.96%
TOTAL DRAINAGE	2,723,740.00	131,513.51	747,768.06	941,446.83	328,862.53	1,453,430.64	46.64%
PROJECTS							
Professional Services	100,000.00	14,387.50	-	94,416.80	(94,416.80)	100,000.00	-
TOTAL PROJECTS	100,000.00	14,387.50	-	94,416.80	(94,416.80)	100,000.00	0.00%
TOTAL EXPENDITURES	2,823,740.00	145,901.01	747,768.06	1,035,863.63	234,445.73	1,553,430.64	44.99%
** REVENUE OVER(UNDER) EXPEND	(507,457.00)	36,440.48	83,499.20	113,009.28	(234,445.73)	(386,020.55)	

CITY OF SCHERTZ

REVENUE REPORT (UNAUDITED)

AS OF: April 30, 2026

204-DRAINAGE		CURRENT BUDGET	CURRENT PERIOD	PRIOR YEAR Y-T-D	Y-T-D ACTUAL	Y-T-D ENCUMBRANCE	BUDGET BALANCE	% OF BUDGET
REVENUES								
Permits								
204-579-431116	Floodplain Permit	6,000.00	-	5,650.00	1,700.00	-	4,300.00	28.33%
TOTAL Permits		6,000.00	-	5,650.00	1,700.00	-	4,300.00	28.33%
Fees								
204-579-432054	Drainage Penalties	10,000.00	1,262.50	2,335.89	8,499.34	-	1,500.66	84.99%
204-579-432055	Drainage Fee	2,250,000.00	180,055.89	805,328.04	1,130,452.74	-	1,119,547.26	50.24%
TOTAL Fees		2,260,000.00	181,318.39	807,663.93	1,138,952.08	-	1,121,047.92	50.40%
Fund Transfers								
204-579-480101	Transfer In - General Fund	18,283.00	-	-	-	-	18,283.00	0.00%
TOTAL Funds Transfers		18,283.00	-	-	-	-	18,283.00	0.00%
Miscellaneous								
204-579-491000	Interest Earned	2,000.00	111.99	2,000.02	758.86	-	1,241.14	37.94%
204-579-491200	Investment Income	30,000.00	901.46	15,953.31	7,512.32	-	22,487.68	25.04%
TOTAL Miscellaneous		32,000.00	1,023.10	17,953.33	8,220.83	-	23,779.17	25.69%
TOTAL REVENUES		2,316,283.00	182,341.49	831,267.26	1,148,872.91	-	1,167,410.09	49.60%

DRAINAGE
CASH IN BANK AND INVESTMENTS
AS OF: April 30, 2026

Cash in Bank		
Claim on Operating Cash Pool-Checking	$	123,593.33
Cash in Investments		
Lone Star Investment-Drainage Maint Fund		288,210.38
Total Cash in Bank & Investments	**$**	**411,803.71**

CITY OF SCHERTZ

REVENUE AND EXPENSE REPORT (UNAUDITED)

AS OF: April 30, 2026

314-HOTEL TAX	CURRENT BUDGET	CURRENT PERIOD	PRIOR YEAR Y-T-D	Y-T-D ACTUAL	Y-T-D ENCUMBRANCE	BUDGET BALANCE	% OF BUDGET
FINANCIAL SUMMARY							
REVENUE SUMMARY							
Taxes	1,100,000.00	65,714.74	516,643.20	382,462.94	-	717,537.06	34.77%
Investment Income	126,500.00	13,498.76	94,099.78	95,382.33	-	31,117.67	75.40%
TOTAL REVENUES	1,226,500.00	79,213.50	610,742.98	477,845.27	-	748,654.73	38.96%
EXPENDITURE SUMMARY							
NONDEPARTMENTAL							
Operating Expenses	104,322.00	2,089.95	31,127.81	48,109.25	-	56,212.75	46.12%
Professional Services	1,000.00	-	1,000.00	648.00	-	352.00	64.80%
Fund Charges/Transfers	-	7,495.00	48,402.69	52,465.00	-	(52,465.00)	0.00%
Maintenance Services	25,000.00	-	-	-	-	25,000.00	0.00%
Capital Outlay	40,000.00	11,750.00	4,758.16	40,472.40	(3,146.80)	2,674.40	93.31%
TOTAL NONDEPARTMENTAL	170,322.00	21,334.95	85,288.66	141,694.65	(3,146.80)	31,774.15	81.34%
TOTAL GENERAL GOVERNMENT	170,322.00	21,334.95	85,288.66	141,694.65	(3,146.80)	31,774.15	81.34%
MISC & PROJECTS							
PROJECTS							
TOTAL PROJECTS	-	-	78,400.00	-	-	-	0.00%
TOTAL MISC & PROJECTS	-	-	78,400.00	-	-	-	0.00%
TOTAL EXPENDITURES	170,322.00	21,334.95	163,688.66	141,694.65	(3,146.80)	31,774.15	81.34%
REVENUE OVER(UNDER) EXPENDITURE	1,056,178.00	57,878.55	447,054.32	336,150.62	3,146.80	716,880.58	

HOTEL OCCUPANCY TAX FUND
CASH IN BANK AND INVESTMENTS
AS OF: April 30, 2026

Cash in Bank		
Claim on Operating Cash Pool-Checking	$	206,700.86
Cash in Investments		
Texas Class - Hotel Tax		4,303,550.32
Total Cash in Bank & Investments	$	4,510,251.18

HOTEL OCCUPANCY TAX

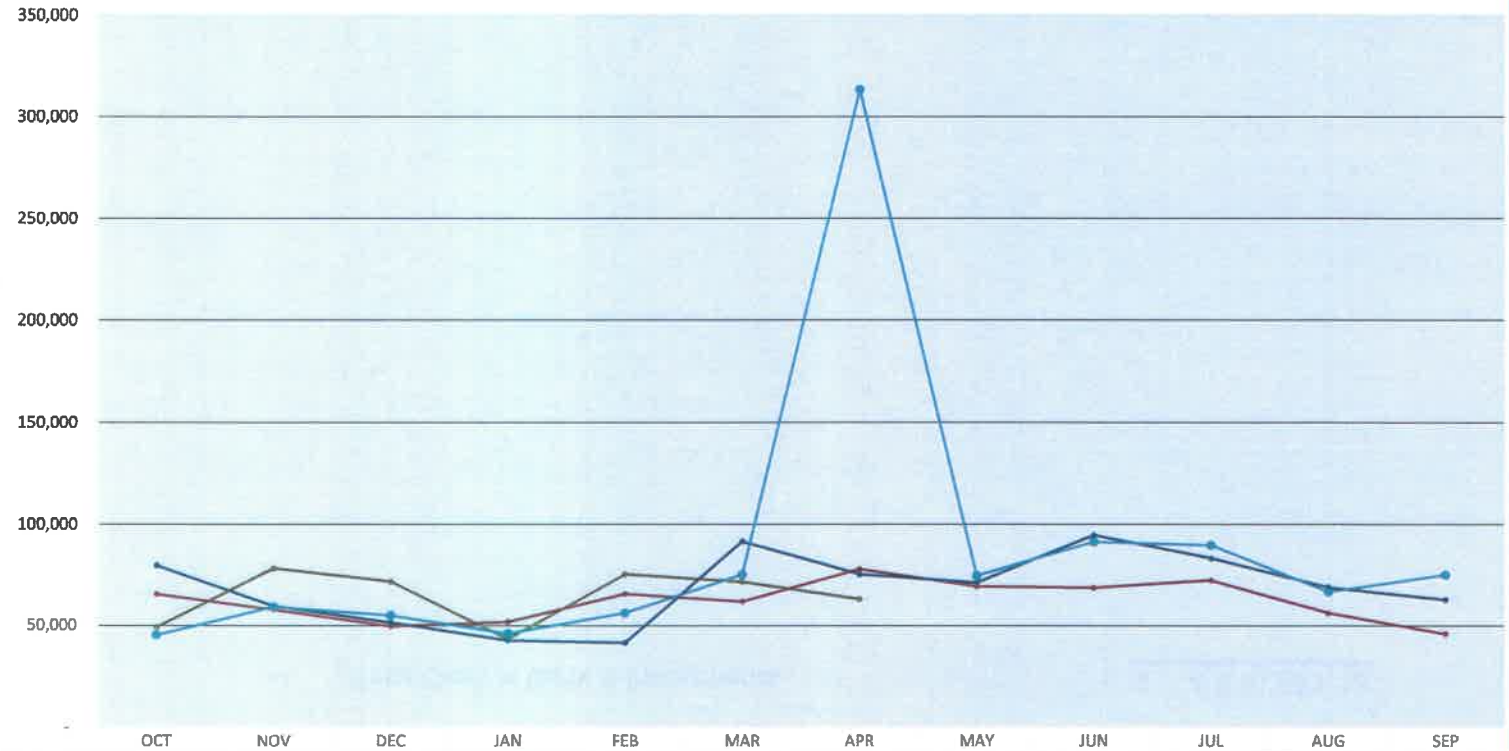

	OCT	NOV	DEC	JAN	FEB	MAR	APR	MAY	JUN	JUL	AUG	SEP
2025-26	49,294	78,209	71,794	43,430	75,390	71,573	63,152					
2024-25	65,720	58,088	49,899	52,055	65,940	62,149	77,969	69,429	68,830	72,429	56,301	46,101
2023-24	79,576	59,688	51,561	42,817	41,671	91,335	75,186	71,208	94,457	82,976	68,889	62,861
2022-23	45,268	59,237	54,980	46,118	56,190	74,993	313,177	74,439	90,866	89,341	66,631	74,851

CITY OF SCHERTZ

REVENUE AND EXPENSE REPORT (UNAUDITED)

AS OF: April 31, 2026

317-PARK	CURRENT BUDGET	CURRENT PERIOD	PRIOR YEAR Y-T-D	Y-T-D ACTUAL	Y-T-D ENCUMBRANCE	BUDGET BALANCE	% OF BUDGET
FINANCIAL SUMMARY							
REVENUE SUMMARY							
Fees	150,000.00	-	57,000.00	19,000.00	-	131,000.00	12.67%
Investment Income	4,750.00	1,853.37	13,793.19	13,551.51	-	(8,801.51)	285.29%
TOTAL REVENUES	154,750.00	1,853.37	70,793.19	32,551.51	-	122,198.49	21.03%
EXPENDITURE SUMMARY							
PARKLAND DEDICATION							
Capital Outlay	80,700.00	-	41,237.59	-	-	80,700.00	0.00%
TOTAL PARKLAND DEDICATION	100,000.00	-	41,237.59	-	-	100,000.00	0.00%
TOTAL EXPENDITURES	100,000.00	-	41,237.59	-	-	100,000.00	0.00%
REVENUE OVER(UNDER) EXPEND	54,750.00	1,853.37	29,555.60	32,551.51	-	22,198.49	

CITY OF SCHERTZ

REVENUE REPORT (UNAUDITED)

AS OF: April 31, 2026

317-PARK REVENUES		CURRENT BUDGET	CURRENT PERIOD	PRIOR YEAR Y-T-D	Y-T-D ACTUAL	Y-T-D ENCUMBRANCE	BUDGET BALANCE	% OF BUDGET
Fees								
317-301-432085	Parkland Dedication	150,000.00	-	57,000.00	19,000.00	-	131,000.00	12.67%
TOTAL Fees		150,000.00	-	57,000.00	19,000.00	-	131,000.00	12.67%
Miscellaneous								
317-101-491000	Interest Earned	750.00	75.79	924.19	572.80	-	177.20	76.37%
317-101-491200	Investment Income	4,000.00	1,777.58	12,869.00	12,978.71	-	(8,978.71)	324.47%
TOTAL Miscellaneous		4,750.00	1,853.37	13,793.19	13,551.51	-	(8,801.51)	285.29%
TOTAL REVENUES		154,750.00	1,853.37	70,793.19	32,551.51	-	122,198.49	21.03%

PARK FUND
CASH IN BANK AND INVESTMENTS
AS OF: April 31, 2026

	Current
Cash in Bank	
Claim on Operating Cash Pool-Checking	67,462.80
Cash in Investments	
Texas Class- Park Fund	573,899.99
Total in Investment Pool	573,899.99
Total Cash in Bank & Investments	641,362.79

CITY OF SCHERTZ

REVENUE AND EXPENSE REPORT (UNAUDITED)

AS OF: April 30, 2026

319-TREE MITIGATION FINANCIAL SUMMARY	CURRENT BUDGET	CURRENT PERIOD	PRIOR YEAR Y-T-D	Y-T-D ACTUAL	Y-T-D ENCUMBRANCE	BUDGET BALANCE	% OF BUDGET
REVENUE SUMMARY							
Fees	100,000.00	-	101,500.00	140,346.76	-	(40,346.76)	140.35%
Investment Income	49,250.00	4,847.01	34,153.84	33,273.26	-	15,976.74	67.56%
TOTAL REVENUES	149,250.00	4,847.01	135,653.84	173,620.02	-	(24,370.02)	116.33%
EXPENDITURE SUMMARY							
TREE MITIGATION							
Maintenance Services	85,000.00	-	60,200.00	10,000.00	15,200.00	59,800.00	29.65%
TOTAL TREE MITIGATION	85,000.00	-	60,200.00	10,000.00	15,200.00	59,800.00	29.65%
TOTAL EXPENDITURES	85,000.00	-	60,200.00	10,000.00	15,200.00	59,800.00	29.65%
REVENUE OVER(UNDER) EXPEND	64,250.00	4,847.01	75,453.84	163,620.02	(15,200.00)	(84,170.02)	

CITY OF SCHERTZ
REVENUE REPORT (UNAUDITED)
AS OF: April 30, 2026

319-TREE MITIGATION REVENUES		CURRENT BUDGET	CURRENT PERIOD	PRIOR YEAR Y-T-D	Y-T-D ACTUAL	Y-T-D ENCUMBRANCE	BUDGET BALANCE	% OF BUDGET
Fees								
319-302-432086	Tree Mitigation	100,000.00	-	101,500.00	140,346.76	-	(40,346.76)	140.35%
TOTAL Fees		100,000.00	-	101,500.00	140,346.76	-	(40,346.76)	140.35%
Miscellaneous								
319-101-491000	Interest Earned	1,250.00	15.47	193.39	666.51	-	583.49	53.32%
319-101-491200	Investment Income	48,000.00	4,831.54	33,960.45	32,606.75	-	15,393.25	67.93%
TOTAL Miscellaneous		49,250.00	4,847.01	34,153.84	33,273.26	-	15,976.74	67.56%
TOTAL REVENUES		149,250.00	4,847.01	135,653.84	173,620.02	-	(24,370.02)	116.33%

TREE MITIGATION FUND
CASH IN BANK AND INVESTMENTS
AS OF: April 30, 2026

Cash in Bank	
Claim on Operating Cash Pool-Checking	$12,573.85
Cash in Investments	
MBIA Investment-Tree Mitigation	1,559,890.16
Total Cash in Bank & Investments	**$1,572,464.01**

CITY OF SCHERTZ

REVENUE AND EXPENSE REPORT (UNAUDITED)

AS OF: April 30, 2026

411-CAPITAL RECOVERY WATER	CURRENT BUDGET	CURRENT PERIOD	PRIOR YEAR Y-T-D	Y-T-D ACTUAL	Y-T-D ENCUMBRANCE	BUDGET BALANCE	% OF BUDGET
FINANCIAL SUMMARY							
REVENUE SUMMARY							
Fees	1,000,000.00	275,131.80	915,686.38	1,439,203.99	(2,934.00)	(436,269.99)	143.63%
Investment Income	226,400.00	31,633.91	196,808.16	213,462.01	-	12,937.99	94.29%
TOTAL REVENUES	1,226,400.00	306,765.71	1,112,494.54	1,652,666.00	(2,934.00)	(423,332.00)	134.52%
EXPENDITURE SUMMARY							
GENERAL GOVERNMENT							
NONDEPARTMENTAL							
Professional Services	1,000.00	-	13,454.91	648.00	-	352.00	64.80%
TOTAL NON DEPARTMENTAL	1,000.00	-	63,454.91	648.00	-	352.00	64.80%
MISC & PROJECTS							
PROJECTS							
TOTAL MISC & PROJECTS	-	-	-	-	-	-	0.00%
TOTAL EXPENDITURES	1,000.00	-	63,454.91	648.00	-	352.00	64.80%
REVENUE OVER(UNDER) EXPENDITURES	1,225,400.00	306,765.71	1,049,039.63	1,652,018.00	(2,934.00)	(423,684.00)	

CITY OF SCHERTZ

REVENUE REPORT (UNAUDITED)

AS OF: April 30, 2026

411-CAPITAL RECOVERY WATER REVENUES		CURRENT BUDGET	CURRENT PERIOD	PRIOR YEAR Y-T-D	Y-T-D ACTUAL	Y-T-D ENCUMBRANCE	BUDGET BALANCE	% OF BUDGET
Fees								
411-575-432027	Cap Rcvry-Water	1,000,000.00	275,131.80	915,686.38	1,439,203.99	(2,934.00)	(436,269.99)	143.63%
TOTAL Fees		1,000,000.00	275,131.80	915,686.38	1,439,203.99	(2,934.00)	(436,269.99)	143.63%
Miscellaneous								
411-101-491000	Interest Earned	1,400.00	64.59	2,234.17	3,838.80	-	(2,438.80)	274.20%
411-101-491200	Investment Income	225,000.00	31,569.32	194,573.99	209,623.21	-	15,376.79	93.17%
TOTAL Miscellaneous		226,400.00	31,633.91	196,808.16	213,462.01	-	12,937.99	94.29%
TOTAL REVENUES		1,226,400.00	306,765.71	1,112,494.54	1,652,666.00	(2,934.00)	(423,332.00)	134.52%

CAPITAL RECOVERY WATER
CASH IN BANK AND INVESTMENTS
AS OF: April 30, 2026

Cash in Bank		
Claim on Operating Cash Pool-Checking	$	329,689.39
Cash in Investments		
Lone Star Investment-Capital Recovery Water		10,093,164.24
Total Cash in Bank & Investments	**$**	**10,422,853.63**

CITY OF SCHERTZ

REVENUE AND EXPENSE REPORT (UNAUDITED)

AS OF: April 30, 2026

421-CAPITAL RECOVERY SEWER FINANCIAL SUMMARY	CURRENT BUDGET	CURRENT PERIOD	PRIOR YEAR Y-T-D	Y-T-D ACTUAL	Y-T-D ENCUMBRANCE	BUDGET BALANCE	% OF BUDGET
REVENUE SUMMARY							
Fees	600,000.00	165,650.04	460,368.00	827,175.48	(1,668.00)	(225,507.48)	137.58%
Investment Income	201,000.00	16,013.20	106,618.76	103,242.96	-	97,757.04	51.36%
TOTAL REVENUES	801,000.00	181,663.24	566,986.76	930,418.44	(1,668.00)	(127,750.44)	115.95%
EXPENDITURE SUMMARY							
GENERAL GOVERNMENT							
NONDEPARTMENTAL							
Professional Services	14,353.00	-	13,780.29	648.00	-	13,705.00	4.51%
TOTAL NON DEPARTMENTAL	14,353.00	-	13,780.29	648.00	-	13,705.00	4.51%
TOTAL EXPENDITURES	14,353.00	-	13,780.29	648.00	-	13,705.00	4.51%
REVENUE OVER(UNDER) EXPENDITURES	786,647.00	181,663.24	553,206.47	929,770.44	(1,668.00)	(141,455.44)	

CITY OF SCHERTZ
REVENUE REPORT (UNAUDITED)
AS OF: April 30, 2026

421-CAPITAL RECOVERY SEWER REVENUES		CURRENT BUDGET	CURRENT PERIOD	PRIOR YEAR Y-T-D	Y-T-D ACTUAL	Y-T-D ENCUMBRANCE	BUDGET BALANCE	% OF BUDGET
Fees								
421-575-432028	Cap Rcvry-Waste Water	600,000.00	165,650.04	460,368.00	827,175.48	(1,668.00)	(225,507.48)	137.58%
TOTAL Fees		600,000.00	165,650.04	460,368.00	827,175.48	(1,668.00)	(225,507.48)	137.58%
Miscellaneous								
421-101-491000	Interest Earned	1,000.00	3,201.78	35,161.42	34,862.13	-	(33,862.13)	3486.21%
421-101-491200	Investment Income	200,000.00	12,811.42	71,457.34	68,380.83	-	131,619.17	34.19%
TOTAL Miscellaneous		201,000.00	16,013.20	106,618.76	103,242.96	-	97,757.04	51.36%
TOTAL REVENUES		801,000.00	181,663.24	566,986.76	930,418.44	(1,668.00)	(127,750.44)	115.95%

CAPITAL RECOVERY SEWER
CASH IN BANK AND INVESTMENTS
AS OF: April 30, 2026

Cash in Bank	
Claim on Operating Cash Pool-Checking	$ 3,013,916.80
Cash in Investments	
Lone Star Investment-Capital Recovery Sewer	4,095,993.97
Total Cash in Bank & Investments	**$ 7,109,910.77**

CITY OF SCHERTZ

REVENUE AND EXPENSE REPORT (UNAUDITED)

AS OF: April 30, 2026

431-ROADWAY IMPACT FEE AREA 1	CURRENT BUDGET	CURRENT PERIOD	PRIOR YEAR Y-T-D	Y-T-D ACTUAL	Y-T-D ENCUMBRANCE	BUDGET BALANCE	% OF BUDGET
FINANCIAL SUMMARY							
REVENUE SUMMARY							
Fees	300,000.00	78,009.73	46,253.62	304,600.56	-	(4,600.56)	101.53%
Investment Income	55,300.00	6,229.07	45,426.25	43,169.54	-	12,130.46	78.06%
TOTAL REVENUES	355,300.00	84,238.80	91,679.87	347,770.10	-	7,529.90	97.88%
EXPENDITURE SUMMARY							
GENERAL GOVERNMENT							
NONDEPARTMENTAL							
Professional Services	5,000.00	1,569.50	-	24,087.42	(24,087.42)	5,000.00	0.00%
TOTAL NON DEPARTMENTAL	5,000.00	1,569.50	-	24,087.42	(24,087.42)	5,000.00	0.00%
TOTAL MISC & PROJECTS	-	-	-	-	-	-	0.00%
TOTAL EXPENDITURES	5,000.00	1,569.50	-	24,087.42	(24,087.42)	5,000.00	0.00%
REVENUE OVER(UNDER) EXPENDITURES	350,300.00	82,669.30	91,679.87	323,682.68	24,087.42	2,529.90	

CITY OF SCHERTZ

REVENUE REPORT (UNAUDITED)

AS OF: April 30, 2026

431-ROADWAY IMPACT FEE AREA 1 REVENUES		CURRENT BUDGET	CURRENT PERIOD	PRIOR YEAR Y-T-D	Y-T-D ACTUAL	Y-T-D ENCUMBRANCE	BUDGET BALANCE	% OF BUDGET
Fees								
431-173-432030	CapitalRcvry-RoadwaysSrvAre	300,000.00	78,009.73	46,253.62	304,600.56	-	(4,600.56)	101.53%
TOTAL Fees		300,000.00	78,009.73	46,253.62	304,600.56	-	(4,600.56)	101.53%
Miscellaneous								
431-101-491000	Interest Earned	300.00	0.55	308.75	90.85	-	79.56	30.28%
431-101-491200	Investment Income	55,000.00	6,228.52	45,117.50	43,078.69	-	25,184.67	78.32%
TOTAL Miscellaneous		55,300.00	6,229.07	45,426.25	43,169.54	-	25,264.23	78.06%
TOTAL REVENUES		355,300.00	84,238.80	91,679.87	347,770.10	-	20,663.67	97.88%

ROADWAY IMPACT FEE AREA 1
CASH IN BANK AND INVESTMENTS
AS OF: April 30, 2026

Cash in Bank		
Claim on Operating Cash Pool-Checking	$	76,365.43
Cash in Investments		
Lone Star Investment-Cap Rec Streets 1		1,991,347.39
Total Cash in Bank & Investments	**$**	**2,067,712.82**

CITY OF SCHERTZ

REVENUE AND EXPENSE REPORT (UNAUDITED)

AS OF: April 30, 2026

432-ROADWAY IMPACT FEE AREA 2	CURRENT BUDGET	CURRENT PERIOD	PRIOR YEAR Y-T-D	Y-T-D ACTUAL	Y-T-D ENCUMBRANCE	BUDGET BALANCE	% OF BUDGET
FINANCIAL SUMMARY							
REVENUE SUMMARY							
Fees	200,000.00	-	21,419.68	15,475.81	-	184,524.19	7.74%
Investment Income	27,650.00	2,900.31	22,518.80	21,615.11	-	6,034.89	78.17%
TOTAL REVENUES	227,650.00	2,900.31	43,938.48	37,090.92	-	190,559.08	16.29%
EXPENDITURE SUMMARY							
GENERAL GOVERNMENT							
NONDEPARTMENTAL							
City Assistance	100,000.00	-	54,976.89	34,448.83	58,345.92	7,205.25	92.79%
Professional Services	5,000.00	1,569.50	-	24,087.44	(24,087.44)	5,000.00	0.00%
TOTAL NON DEPARTMENTAL	105,000.00	1,569.50	54,976.89	58,536.27	34,258.48	12,205.25	88.38%
TOTAL EXPENDITURES	105,000.00	1,569.50	54,976.89	58,536.27	34,258.48	12,205.25	88.38%
REVENUE OVER(UNDER) EXPENDITURES	122,650.00	1,330.81	(11,038.41)	(21,445.35)	(34,258.48)	178,353.83	

CITY OF SCHERTZ
REVENUE REPORT (UNAUDITED)
AS OF: April 30, 2026

432-ROADWAY IMPACT FEE AREA 2		CURRENT BUDGET	CURRENT PERIOD	PRIOR YEAR Y-T-D	Y-T-D ACTUAL	Y-T-D ENCUMBRANCE	BUDGET BALANCE	% OF BUDGET
REVENUES								
Fees								
432-173-432031	CapitalRcvry-RoadwaysSrvAre	200,000.00	-	21,419.68	15,475.81	-	184,524.19	7.74%
TOTAL Fees		200,000.00	-	21,419.68	15,475.81	-	184,524.19	7.74%
Miscellaneous								
432-101-491000	Interest Earned	150.00	0.38	82.65	79.97	-	70.03	53.31%
432-101-491200	Investment Income	27,500.00	2,899.93	22,436.15	21,535.14	-	5,964.86	78.31%
TOTAL Miscellaneous		27,650.00	2,900.31	22,518.80	21,615.11	-	6,034.89	78.17%
TOTAL REVENUES		227,650.00	2,900.31	43,938.48	37,090.92	-	190,559.08	16.29%

ROADWAY IMPACT FEE AREA 2
CASH IN BANK AND INVESTMENTS
AS OF: April 30, 2026

Cash in Bank		
Claim on Operating Cash Pool-Checking	$	(1,805.71)
Cash in Investments		
Lone Star Investment-Cap Rec Streets 2		927,149.09
Total Cash in Bank & Investments	**$**	**925,343.38**

CITY OF SCHERTZ

REVENUE AND EXPENSE REPORT (UNAUDITED)

AS OF: April 30, 2026

433-ROADWAY IMPACT FEE AREA 3	CURRENT BUDGET	CURRENT PERIOD	PRIOR YEAR Y-T-D	Y-T-D ACTUAL	Y-T-D ENCUMBRANCE	BUDGET BALANCE	% OF BUDGET
FINANCIAL SUMMARY							
REVENUE SUMMARY							
Fees	350,000.00	6,740.00	299,930.00	128,495.20	(3,370.00)	224,874.80	35.75%
Investment Income	75,250.00	9,433.68	63,626.94	67,067.14	-	8,182.86	89.13%
TOTAL REVENUES	425,250.00	16,173.68	363,556.94	195,562.34	(3,370.00)	233,057.66	45.20%
EXPENDITURE SUMMARY							
GENERAL GOVERNMENT							
NONDEPARTMENTAL							
Professional Services	5,000.00	1,569.50	-	24,087.45	(24,087.45)	5,000.00	0.00%
TOTAL NON DEPARTMENTAL	5,000.00	1,569.50	-	24,087.45	(24,087.45)	5,000.00	0.00%
TOTAL EXPENDITURES	5,000.00	1,569.50	-	24,087.45	(24,087.45)	5,000.00	0.00%
REVENUE OVER(UNDER) EXPENDITURES	420,250.00	14,604.18	363,556.94	171,474.89	20,717.45	228,057.66	

CITY OF SCHERTZ

REVENUE REPORT (UNAUDITED)

AS OF: April 30, 2026

433-ROADWAY IMPACT FEE AREA 3 REVENUES		CURRENT BUDGET	CURRENT PERIOD	PRIOR YEAR Y-T-D	Y-T-D ACTUAL	Y-T-D ENCUMBRANCE	BUDGET BALANCE	% OF BUDGET
Fees								
433-173-432032	CapitalRcvry-RoadwaysSrvAre	350,000.00	6,740.00	299,930.00	128,495.20	(3,370.00)	224,874.80	35.75%
TOTAL Fees		350,000.00	6,740.00	299,930.00	128,495.20	(3,370.00)	224,874.80	35.75%
Miscellaneous								
433-101-491000	Interest Earned	250.00	19.50	248.80	154.07	-	95.93	61.63%
433-101-491200	Investment Income	75,000.00	9,414.18	63,378.14	66,913.07	-	8,086.93	89.22%
TOTAL Miscellaneous		75,250.00	9,433.68	63,626.94	67,067.14	-	8,182.86	89.13%
TOTAL REVENUES		425,250.00	16,173.68	363,556.94	195,562.34	(3,370.00)	233,057.66	45.20%

ROADWAY IMPACT FEE AREA 3
CASH IN BANK AND INVESTMENTS
AS OF: April 30, 2026

Cash in Bank		
Claim on Operating Cash Pool-Checking	$	18,587.23
Cash in Investments		
Lone Star Investment-Cap Rec Streets 3		3,009,847.16
Total Cash in Bank & Investments	**$**	**3,028,434.39**

CITY OF SCHERTZ

REVENUE AND EXPENSE REPORT (UNAUDITED)

AS OF: April 30, 2026

434-ROADWAY IMPACT FEE AREA 4 FINANCIAL SUMMARY	CURRENT BUDGET	CURRENT PERIOD	PRIOR YEAR Y-T-D	Y-T-D ACTUAL	Y-T-D ENCUMBRANCE	BUDGET BALANCE	% OF BUDGET
REVENUE SUMMARY							
Fees	3,000.00	10,110.00	-	64,030.00	-	(61,030.00)	2134.33%
Investment Income	315.00	116.68	186.23	674.60	-	(359.60)	214.16%
TOTAL REVENUES	3,315.00	10,226.68	186.23	64,704.60	-	(61,389.60)	1951.87%
EXPENDITURE SUMMARY							
GENERAL GOVERNMENT							
NONDEPARTMENTAL							
Professional Services	3,000.00	1,569.50	-	24,087.44	(24,087.44)	3,000.00	0.00%
TOTAL NON DEPARTMENTAL	3,000.00	1,569.50	-	24,087.44	(24,087.44)	3,000.00	0.00%
TOTAL EXPENDITURES	3,000.00	1,569.50	-	24,087.44	(24,087.44)	3,000.00	0.00%
REVENUE OVER(UNDER) EXPENDITURES	315.00	8,657.18	186.23	40,617.16	24,087.44	(64,389.60)	

CITY OF SCHERTZ

REVENUE REPORT (UNAUDITED)

AS OF: April 30, 2026

434-ROADWAY IMPACT FEE AREA 4		CURRENT BUDGET	CURRENT PERIOD	PRIOR YEAR Y-T-D	Y-T-D ACTUAL	Y-T-D ENCUMBRANCE	BUDGET BALANCE	% OF BUDGET
REVENUES								
Fees								
434-173-432033	CapitalRcvry-RoadwaysSrvAre	3,000.00	10,110.00	-	64,030.00	-	(61,030.00)	2134.33%
TOTAL Fees		3,000.00	10,110.00	-	64,030.00	-	(61,030.00)	2134.33%
Miscellaneous								
434-101-491000	Interest Earned	15.00	4.91	0.06	19.12	-	(4.12)	127.47%
434-101-491200	Investment Income	300.00	111.77	186.17	655.48	-	(355.48)	218.49%
TOTAL Miscellaneous		315.00	116.68	186.23	674.60	-	(359.60)	214.16%
TOTAL REVENUES		3,315.00	10,226.68	186.23	64,704.60	-	(61,389.60)	1951.87%

ROADWAY IMPACT FEE AREA 4
CASH IN BANK AND INVESTMENTS
AS OF: April 30, 2026

Cash in Bank		
Claim on Operating Cash Pool-Checking	$	12,338.98
Cash in Investments		
Lone Star Investment-Cap Rec Streets 4		35,733.35
Total Cash in Bank & Investments	**$**	**48,072.33**

CITY OF SCHERTZ

REVENUE AND EXPENSE REPORT (UNAUDITED)

AS OF: April 30 , 2026

505-TAX I&S	CURRENT BUDGET	CURRENT PERIOD	PRIOR YEAR Y-T-D	Y-T-D ACTUAL	Y-T-D ENCUMBRANCE	BUDGET BALANCE	% OF BUDGET
FINANCIAL SUMMARY							
REVENUE SUMMARY							
Taxes	10,270,000.00	65,363.06	8,891,961.41	9,768,936.81	-	501,063.19	95.12%
Investment Income	105,000.00	5,189.50	62,347.96	30,359.13	-	74,640.87	28.91%
Miscellaneous	100,000.00	-	100,000.00	-	-	100,000.00	0.00%
TOTAL REVENUES	10,475,000.00	70,552.56	9,054,309.37	9,801,487.64	-	673,512.36	93.57%
EXPENDITURE SUMMARY							
GENERAL GOVERNMENT							
NONDEPARTMENTAL							
Professional Services	4,200.00	-	2,400.00	2,800.00	-	1,400.00	66.67%
Debt Service	11,541,012.00	-	8,662,553.82	9,428,606.55	3,992,777.81	(1,880,372.36)	116.29%
TOTAL GENERAL GOVERNMENT	11,545,212.00	-	8,664,953.82	9,431,406.55	3,992,777.81	(1,878,972.36)	116.27%
TOTAL EXPENDITURES	11,545,212.00	-	8,664,953.82	9,431,406.55	3,992,777.81	(1,878,972.36)	116.27%
** REVENUE OVER(UNDER) EXPEND	(1,070,212.00)	70,552.56	389,355.55	370,081.09	(3,992,777.81)	2,552,484.72	

CITY OF SCHERTZ
REVENUE REPORT (UNAUDITED)
AS OF: April 30 , 2026

505-TAX I & S REVENUES		CURRENT BUDGET	CURRENT PERIOD	PRIOR YEAR Y-T-D	Y-T-D ACTUAL	Y-T-D ENCUMBRANCE	BUDGET BALANCE	% OF BUDGET
Taxes								
505-101-411900	Property Tax Revenue	10,270,000.00	65,363.06	8,891,961.41	9,768,936.81	-	501,063.19	95.12%
TOTAL Taxes		10,270,000.00	65,363.06	8,891,961.41	9,768,936.81	-	501,063.19	95.12%
Miscellaneous								
505-101-491000	Interest Earned	5,000.00	35.66	4,497.73	1,383.20	-	3,616.80	27.66%
505-101-491200	Investment Income	100,000.00	5,153.84	57,850.23	28,975.93	-	71,024.07	28.98%
505-101-497018	Contribution From YMCA	100,000.00	-	100,000.00	-	-	100,000.00	0.00%
505-101-480401	Transfer In - Bond Project	-	-	-	2,191.70	-	(2,191.70)	0.00%
TOTAL Miscellaneous		205,000.00	5,189.50	162,347.96	32,550.83	-	172,449.17	15.88%
TOTAL REVENUES		10,475,000.00	70,552.56	9,054,309.37	9,801,487.64	-	673,512.36	93.57%

CITY OF SCHERTZ
REVENUE AND EXPENSE REPORT (UNAUDITED)
AS OF: April 30 , 2026

505-TAX I & S

GENERAL GOVERNMENT NON DEPARTMENTAL		CURRENT BUDGET	CURRENT PERIOD	PRIOR YEAR Y-T-D	Y-T-D ACTUAL	Y-T-D ENCUMBRANCE	BUDGET BALANCE	% OF BUDGET
Professional Services								
505-101-555041	Paying Agent	4,200.00	-	2,400.00	2,800.00	-	1,400.00	66.67%
505-101-555040	Cost of Bond Issuance	-	-	-	-	-	-	0.00%
TOTAL Professional Services		4,200.00	-	2,400.00	2,800.00	-	1,400.00	66.67%
Debt Service								
505-101-555012	Bond-GO 2007 Principal	400,000.00	-	385,000.00	400,000.00	-	-	100.00%
505-101-555011	Bond-GO 2007 Interest	25,030.00	-	24,420.00	16,585.25	-	8,444.75	66.26%
505-101-555016	Bond-GO 2014 Refund-Principal	860,000.00	-	830,000.00	860,000.00	-	-	100.00%
505-101-555015	Bond-GO 2014 Refund-Interest	161,425.00	-	102,762.50	88,237.50	73,187.50	-	100.00%
505-101-555025	Bond-GO Ref 2015-Interest	37,050.00	-	18,525.00	18,525.00	18,525.00	-	100.00%
505-101-555027	Bond-GO SR2016-Principal	285,000.00	-	275,000.00	285,000.00	-	-	100.00%
505-101-555026	Bond-GO SR2016-Interest	89,206.00	-	52,953.13	47,453.13	41,753.13	(0.26)	100.00%
505-101-555033	Bond-TaxableB CO SR2016-Princi	70,000.00	-	70,000.00	70,000.00	-	-	100.00%
505-101-555032	Bond-Taxable CO SR2016-Interes	32,312.00	-	17,731.25	16,681.25	15,631.25	(0.50)	100.00%
505-101-555031	Bond-NonTaxA CO SR2016-Princip	75,000.00	-	75,000.00	75,000.00	-	-	100.00%
505-101-555030	Bond-NonTax CO SR2016-Interest	22,893.00	-	13,134.38	12,009.38	10,884.38	(0.76)	100.00%
505-101-555009	Bond-CO SR2017-Principal	185,000.00	-	185,000.00	190,000.00	-	(5,000.00)	102.70%
505-101-555008	Bond-CO SR2017 - Interest	79,050.00	-	44,462.50	41,687.50	38,837.50	(1,475.00)	101.87%
505-101-555029	Bond-GO SR2017 - Principal	190,000.00	-	180,000.00	185,000.00	-	5,000.00	97.37%
505-101-555028	Bond-GO SR2017 - Interest	80,525.00	-	43,612.50	40,912.50	38,137.50	1,475.00	98.17%
505-101-555018	Bond-GO 2018 Refund- Principal	635,000.00	-	625,000.00	635,000.00	-	-	100.00%
505-101-555017	Bond-GO 2018 Refund - Interest	34,397.00	-	27,189.00	20,564.00	13,833.00	-	100.00%
505-101-555000	Bond-CO 2018 - Principal	185,000.00	-	285,000.00	185,000.00	-	-	100.00%
505-101-555001	Bond-CO 2018 - Interest	112,388.00	-	65,631.25	58,506.25	53,881.25	0.50	100.00%
505-101-555063	Bond-GO 2018 Ref - Principal	250,000.00	-	235,000.00	250,000.00	-	-	100.00%
505-101-555064	Bond-GO 2018 Ref - Interest	136,444.00	-	77,221.88	71,346.88	65,096.88	0.24	100.00%
505-101-555003	Bond-CO 2019-Principal	305,000.00	-	290,000.00	305,000.00	-	-	100.00%
505-101-555002	Bond-CO 2019-Interest	70,975.00	-	44,337.50	38,537.50	32,437.50	-	100.00%
505-101-555020	Bond-GO 2020-Principal	345,000.00	-	330,000.00	345,000.00	-	-	100.00%
505-101-555019	Bond-GO 2020-Interest	95,963.00	-	58,031.25	51,431.25	44,531.25	0.50	100.00%

CITY OF SCHERTZ

REVENUE AND EXPENSE REPORT (UNAUDITED)

AS OF: April 30 , 2026

505-TAX I & S

GENERAL GOVERNMENT NON DEPARTMENTAL		CURRENT BUDGET	CURRENT PERIOD	PRIOR YEAR Y-T-D	Y-T-D ACTUAL	Y-T-D ENCUMBRANCE	BUDGET BALANCE	% OF BUDGET
505-101-555022	Bond-GO 2021 Ref - Principal	390,000.00	-	370,000.00	390,000.00	-	-	100.00%
505-101-555021	Bond-GO 2021 Ref - Interest	80,800.00	-	51,700.00	44,300.00	36,500.00	-	100.00%
505-101-555007	Bond-CO 2022 - Principal	195,000.00	-	190,000.00	195,000.00	-	-	100.00%
505-101-555006	Bond-CO 2022 - Interest	138,775.00	-	76,575.01	71,825.00	66,950.00	-	100.00%
505-101-555005	Bond-CO 2022A - Principal	290,000.00	-	280,000.00	290,000.00	-	-	100.00%
505-101-555004	Bond-CO 2022A - Interest	322,850.00	-	172,050.00	165,050.00	157,800.00	-	100.00%
505-101-555024	Bond-GO 2022 - Principal	655,000.00	-	625,000.00	655,000.00	-	-	100.00%
505-101-555023	Bond-GO 2022 - Interest	724,225.00	-	385,925.00	370,300.00	353,925.00	-	100.00%
505-101-555065	Bond-CO 2024 - Principal	1,740,000.00	-	1,785,000.00	1,740,000.00	-	-	100.00%
505-101-555066	Bond-CO 2024 - Interest	758,350.00	-	371,291.67	400,925.00	1,339,075.00	(981,650.00)	229.45%
505-101-555067	Principal-CO 2025	-	-	-	-	825,000.00	(825,000.00)	0.00%
505-101-555068	Interest-CO 2025	1,483,354.00	-	-	798,729.16	766,791.67	(82,166.83)	105.54%
TOTAL Debt Service		**11,541,012.00**	-	**8,662,553.82**	**9,428,606.55**	**3,992,777.81**	**(1,880,372.36)**	**116.29%**
TOTAL EXPENDITURES		**11,545,212.00**	-	**8,664,953.82**	**9,431,406.55**	**3,992,777.81**	**(1,878,972.36)**	**116.27%**

TAX I&S
CASH IN BANK AND INVESTMENTS
AS OF: April 30 , 2026

Cash in Bank		
Claim on Operating Cash Pool-Checking	$	97,104.19
Texas Class Investment- Tax I&S		1,663,949.96
Total Cash in Bank & Investments	**$**	**1,761,054.15**

CITY OF SCHERTZ

REVENUE AND EXPENSE REPORT (UNAUDITED)

AS OF: April 30 , 2026

620-SED CORPORATION FINANCIAL SUMMARY	CURRENT BUDGET	CURRENT PERIOD	PRIOR YEAR Y-T-D	Y-T-D ACTUAL	Y-T-D ENCUMBRANCE	BUDGET BALANCE	% OF BUDGET
REVENUE SUMMARY							
Taxes	7,668,608.00	4,251,131.96	5,112,738.21	17,186,889.46	-	(9,518,281.46)	224.12%
Investment Income	1,260,000.00	152,377.83	1,042,979.40	1,057,258.46	-	202,741.54	83.91%
TOTAL REVENUES	8,928,608.00	4,403,694.80	6,155,717.61	18,244,332.93	-	(9,315,724.93)	204.34%
EXPENDITURE SUMMARY							
NONDEPARTMENTAL							
City Assistance	15,299,100.00	-	7,485,799.17	100,730.00	-	15,198,370.00	0.66%
TOTAL NONDEPARTMENTAL	15,299,100.00	-	7,485,799.17	100,730.00	-	15,198,370.00	0.66%
ECONOMIC DEVELOPMENT							
Personel Services	27,775.00	219.98	11,141.09	19,187.83	-	8,587.17	69.08%
Supplies	58,975.00	-	23,026.44	18,928.59	-	40,046.41	32.10%
City Support Services	213,100.00	-	1,421.34	269.85	-	212,830.15	0.13%
Utility Services	975.00	54.88	302.64	231.64	565.37	177.99	81.74%
Operating Expenses	398,535.00	287.76	95,263.97	144,888.98	92,475.84	161,170.18	59.56%
Professional Services	61,300.00	92.00	6,813.50	38,625.00	-	22,675.00	63.01%
Fund Charges/Transfers	641,703.00	320,851.50	609,080.00	641,703.00	-	-	100.00%
TOTAL ECONO DEVELOPMENT	1,402,363.00	321,506.12	747,048.98	863,834.89	93,041.21	445,486.90	68.23%
TOTAL EXPENDITURES	16,701,463.00	321,506.12	8,232,848.15	964,564.89	93,041.21	15,643,856.90	6.33%
** REVENUE OVER(UNDER) EXPEND	(7,772,855.00)	4,082,188.68	(2,077,130.54)	17,279,768.04	(93,041.21)	(24,959,581.83)	

SED CORPORATION
CASH IN BANK AND INVESTMENTS
AS OF: April 30 , 2026

Cash in Bank		
Claim on Operating Cash Pool-Checking	$	2,116,809.27
Cash in Investments		
Texas Class Investment-Economic Development Corp		48,919,350.60
Schertz Bank & Trust-Certificate of Deposit		1,224,960.43
Schertz Bank & Trust-Certificate of Deposit		1,266,537.72
Total Cash in Bank & Investments	**$**	**53,527,658.02**

C I T Y O F S C H E R T Z

INVESTMENT REPORT

FOR APRIL 2026

C I T Y O F S C H E R T Z
INVESTMENT REPORT
FOR APRIL 2026

	Beginning Mkt Value	Deposits /Purchase	Withdrawals	Interest Earned	Mkt Appreciation/ Depreciation/ Accrued Interest	Ending Mkt Value
SUMMARY						
TOTAL OPERATIONS	$ 8,713,394.76	$ 11,118,746.90	$ (11,498,486.14)	$ 24,532.37	$ -	$ 8,358,187.89
TOTAL LOGIC	$ 109,774,338.56	$ -	$ -	$ 341,031.53	$ -	$ 110,115,370.09
TOTAL LONESTAR	$ 30,132,822.70	$ -	$ -	$ 94,544.92	$ -	$ 30,227,367.62
TOTAL TEXAS CLASS	$ 78,999,437.87	$ -	$ -	$ 245,449.36	$ -	$ 79,244,887.23
TOTAL HANCOCK WHITNEY	$ 1,926,811.93	$ -	$ -	$ 11,622.70	$ (8,450.99)	$ 1,929,983.64
TOTAL C.D.s	$ 10,513,936.35	$ 245,000.00	$ -	$ 37,457.51	$ 4,065.61	$ 10,800,459.47
Totals	$ 240,060,742.17	$ 11,363,746.90	$ (11,498,486.14)	$ 754,638.39	$ (4,385.38)	$ 240,676,255.94

This investment portfolio represents a liquid and diverse holding by the City of Schertz.
The investment strategy is to hold the monthly operating funds in the bank while investing other funds. By looking at the purpose of the funds being invested, it can be determined that it is in best interest of the City to invest in securities over 1 year to maximize yield while still maintaining all collateral and other safety requirements.
This portfolio is in compliance with the City's Investment Policy and with the Public Funds Investment Act.

Finance Director

City Manager

April-26

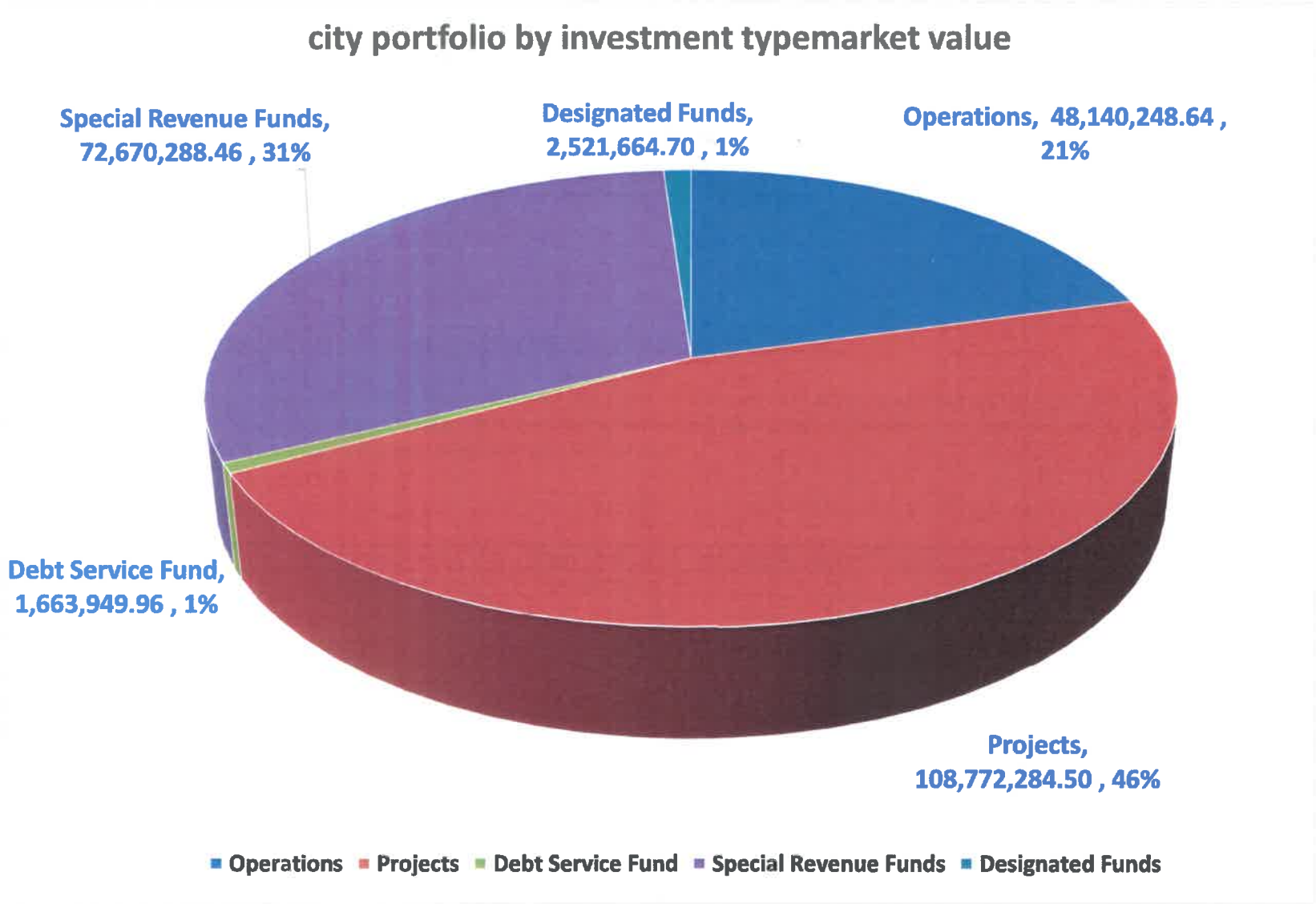
city portfolio by investment typemarket value
Special Revenue Funds, 72,670,288.46 , 31%
Designated Funds, 2,521,664.70 , 1%
Operations, 48,140,248.64 , 21%
Debt Service Fund, 1,663,949.96 , 1%
Projects, 108,772,284.50 , 46%
Operations
Projects
Debt Service Fund
Special Revenue Funds
Designated Funds

MONTHLY YIELDS FY 25

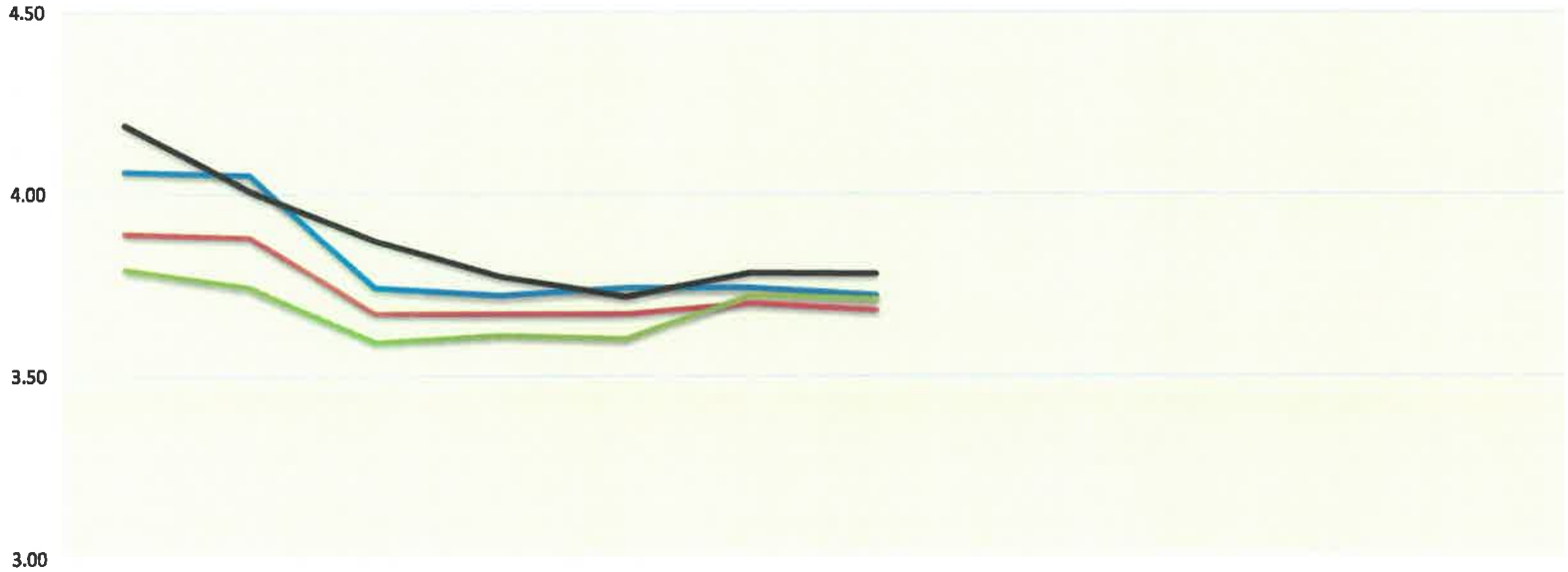

	Oct-25	Nov-25	Dec-25	Jan-26	Feb-26	Mar-26	Apr-26	May-26	Jun-26	Jul-26	Aug-26	Sep-26
	Oct-25	Nov-25	Dec-25	Jan-26	Feb-26	Mar-26	Apr-26	May-26	Jun-26	Jul-26	Aug-26	Sep-26
1 Month T-Bill	4.0600	4.0500	3.7400	3.7200	3.7400	3.7400	3.7200					
3 Month T-Bill	3.8900	3.8800	3.6700	3.6700	3.6700	3.7000	3.6800					
6 Month T-Bill	3.7900	3.7400	3.5900	3.6100	3.6000	3.7200	3.7100					
Schertz Portfolio	4.1905	4.0076	3.8715	3.7719	3.7169	3.7824	3.7799					

C I T Y O F S C H E R T Z

INVESTMENT REPORT

FOR MONTH ENDING April 26

April-26 INVESTMENT POOLS	Beginning Book Value	Yield	Deposits /Purchase	Withdrawals	Interest Earned	Ending Book Value	Ending Mkt Value	Par Value	Maturity Date	Weighted
OPERATIONS-BANK CASH										
Schertz Bank & Trust - Pooled Cash	8,510,055.03	3.61	11,118,746.90	11,498,486.14	24,532.37	8,154,848.16	8,154,848.16	8,154,848.16	N/A	30
Schertz Bank & Trust - PEG Fund	203,339.73	0	0.00	0.00	0.00	203,339.73	203,339.73	203,339.73	N/A	30
TOTAL OPERATIONS	8,713,394.76		11,118,746.90	11,498,486.14	24,532.37	8,358,187.89	8,358,187.89	8,358,187.89		
LOGIC										
General Fund	29,539,658.99	3.7798	0.00	0.00	91,769.67	29,631,428.66	29,631,428.66	29,631,428.66	N/A	55 Days
G/F-Equipment Replacement	94,221.58	3.7798	0.00	0.00	292.72	94,514.30	94,514.30	94,514.30	N/A	55 Days
G/F-Vehicle Replacement	635,315.91	3.7798	0.00	0.00	1,973.71	637,289.62	637,289.62	637,289.62	N/A	55 Days
G/F-Air Conditioner Replacement	345,743.71	3.7798	0.00	0.00	1,074.12	346,817.83	346,817.83	346,817.83	N/A	55 Days
FEMA PROCEEDS/CAPITAL PROJECT-404	165,574.82	3.7798	0.00	0.00	514.39	166,089.21	166,089.21	166,089.21	N/A	55 Days
EMS	21.42	3.7798	0.00	0.00	0.04	21.46	21.46	21.46	N/A	55 Days
SR2009 Bond-Street Projects(II)	603,930.61	3.7798	0.00	0.00	1,876.19	605,806.80	605,806.80	605,806.80	N/A	55 Days
GO2022	15,152,837.72	3.7798	0.00	0.00	47,074.70	15,199,912.42	15,199,912.42	15,199,912.42	N/A	55 Days
CO2022A	10,160,677.34	3.7798	0.00	0.00	31,565.77	10,192,243.11	10,192,243.11	10,192,243.11	N/A	55 Days
CO2025 FM 78 BUILD OUT	410,299.20	3.7798	0.00	0.00	1,274.66	411,573.86	411,573.86	411,573.86	N/A	55 Days
CO2025 SCHERTZ PKWY	102,574.79	3.7798	0.00	0.00	318.68	102,893.47	102,893.47	102,893.47	N/A	55 Days
CO2025 ELEVATED TANK	1,128,322.75	3.7798	0.00	0.00	3,505.31	1,131,828.06	1,131,828.06	1,131,828.06	N/A	55 Days
CO2025 PAVING LOTS	256,436.99	3.7798	0.00	0.00	796.65	257,233.64	257,233.64	257,233.64	N/A	55 Days
CO2025 E LIVE OAK GENERATOR	410,299.20	3.7798	0.00	0.00	1,274.66	411,573.86	411,573.86	411,573.86	N/A	55 Days
CO2025 MOONLIGHT MEADOW WL	372,346.59	3.7798	0.00	0.00	1,156.77	373,503.36	373,503.36	373,503.36	N/A	55 Days
CO2025 IH35 GROUND TANK	3,077,243.70	3.7798	0.00	0.00	9,559.95	3,086,803.65	3,086,803.65	3,086,803.65	N/A	55 Days
CO2025 FM 3009 WL REPLAC	46,158.65	3.7798	0.00	0.00	143.40	46,302.05	46,302.05	46,302.05	N/A	55 Days
CO2025 I35 NEX RELOC	8,827,537.12	3.7798	0.00	0.00	27,424.17	8,854,961.29	8,854,961.29	8,854,961.29	N/A	55 Days
CO2025 BUFFALO VALLEY SOUTH	1,519,099.78	3.7798	0.00	0.00	4,719.32	1,523,819.10	1,523,819.10	1,523,819.10	N/A	55 Days
CO2025 BOENIG ETC REHAB	3,242,033.98	3.7798	0.00	0.00	10,071.91	3,252,105.89	3,252,105.89	3,252,105.89	N/A	55 Days
CO2025 NORTHCLIFFE AC	1,025,747.86	3.7798	0.00	0.00	3,186.65	1,028,934.51	1,028,934.51	1,028,934.51	N/A	55 Days
CO2025 I35 MAIN	8,793,947.06	3.7798	0.00	0.00	27,319.80	8,821,266.86	8,821,266.86	8,821,266.86	N/A	55 Days
CO2025 KRAMER FARM REHAB	1,378,155.90	3.7798	0.00	0.00	4,281.47	1,382,437.37	1,382,437.37	1,382,437.37	N/A	55 Days
CO2025 2025 SPAM	301,293.98	3.7798	0.00	0.00	936.01	302,229.99	302,229.99	302,229.99	N/A	55 Days
CO2025 MAIN STREET	16,492,875.43	3.7798	0.00	0.00	51,237.76	16,544,113.19	16,544,113.19	16,544,113.19	N/A	55 Days
CO2025 2024 SPAM	1,148,450.95	3.7798	0.00	0.00	3,567.82	1,152,018.77	1,152,018.77	1,152,018.77	N/A	55 Days
CO2025 ROBINHOOD WAY REPL	4,543,532.53	3.7798	0.00	0.00	14,115.23	4,557,647.76	4,557,647.76	4,557,647.76	N/A	55 Days
TOTAL LOGIC	109,774,338.56		-	-	341,031.53	110,115,370.09	110,115,370.09	110,115,370.09		
LONESTAR										
Capital Recovery - Sewer	4,083,182.55	3.8174	0.00	0.00	12,811.42	4,095,993.97	4,095,993.97	4,095,993.97	N/A	45 Days
Capital Recovery - Water	10,061,594.92	3.8174	0.00	0.00	31,569.32	10,093,164.24	10,093,164.24	10,093,164.24	N/A	45 Days
CO2018 PARKS & TRAILS	149,843.98	3.8174	0.00	0.00	470.15	150,314.13	150,314.13	150,314.13	N/A	45 Days
CO2018 BUILDING REPAIRS	233,371.53	3.8174	0.00	0.00	732.23	234,103.76	234,103.76	234,103.76	N/A	45 Days
CO2018 FLEET BUILDING	1.14	3.8174	0.00	0.00	0.00	1.14	1.14	1.14	N/A	45 Days
CO2018 FM1103 UTILITY RELOCATION	43,510.78	3.8174	0.00	0.00	136.52	43,647.30	43,647.30	43,647.30	N/A	45 Days
CO2018 WATER LOOP LINES	871,849.43	3.8174	0.00	0.00	2,735.52	874,584.95	874,584.95	874,584.95	N/A	45 Days
CO2018 WATER METERS	544,399.75	3.8174	0.00	0.00	1,708.11	546,107.86	546,107.86	546,107.86	N/A	45 Days
Drainage Fund	287,308.92	3.8174	0.00	0.00	901.46	288,210.38	288,210.38	288,210.38	N/A	45 Days
GO SR2011 Soccer Fields	79,244.84	3.8174	0.00	0.00	248.64	79,493.48	79,493.48	79,493.48	N/A	45 Days
GO SR2012 Downtown Improvements	(0.00)	3.8174	0.00	0.00	0.00	0.00	0.00	0.00	N/A	45 Days
Roadway Impact Area 1	1,985,118.87	3.8174	0.00	0.00	6,228.52	1,991,347.39	1,991,347.39	1,991,347.39	N/A	45 Days
Roadway Impact Area 2	924,249.16	3.8174	0.00	0.00	2,899.93	927,149.09	927,149.09	927,149.09	N/A	45 Days
Roadway Impact Area 3	3,000,432.98	3.8174	0.00	0.00	9,414.18	3,009,847.16	3,009,847.16	3,009,847.16	N/A	45 Days
Roadway Impact Area 4	35,621.58	3.8174	0.00	0.00	111.77	35,733.35	35,733.35	35,733.35	N/A	45 Days
SE Elevated Water Tank	32,942.65	3.8174	0.00	0.00	103.36	33,046.01	33,046.01	33,046.01	N/A	45 Days
W/S-Customer Deposits	379,069.38	3.8174	0.00	0.00	1,189.37	380,258.75	380,258.75	380,258.75	N/A	45 Days
W/S-Equipment Repl/Cap.Imp	227,914.41	3.8174	0.00	0.00	715.11	228,629.52	228,629.52	228,629.52	N/A	45 Days
Water&Sewer	6,863,208.77	3.8174	0.00	0.00	21,534.04	6,884,742.81	6,884,742.81	6,884,742.81	N/A	45 Days
Water/Sewer Reserve-Cor overnight Fund	233.74	3.8174	0.00	0.00	0.73	234.47	234.47	234.47	N/A	45 Days
W/S-Vehicle Replacement	329,242.99	3.8174	0.00	0.00	1,033.03	330,276.02	330,276.02	330,276.02	N/A	45 Days
GSE Bond Antitrust Payment	480.33	3.8174	0.00	0.00	1.51	481.84	481.84	481.84	N/A	45 Days
TOTAL LONESTAR	30,132,822.70		-	-	94,544.92	30,227,367.62	30,227,367.62	30,227,367.62		

INVESTMENT POOLS	Beginning Book Value	Yield	Deposits /Purchase	Withdrawals	Interest Earned	Ending Book Value	Ending Mkt Value	Par Value	Maturity Date	Weighted
Tax I&S	1,658,796.12	3.7747	0.00	0.00	5,153.84	1,663,949.96	1,663,949.96	1,663,949.96	N/A	50 Days
Justice Forfeiture	278,607.56	3.7747	0.00	0.00	865.63	279,473.19	279,473.19	279,473.19	N/A	50 Days
Park Fund	572,122.41	3.7747	0.00	0.00	1,777.58	573,899.99	573,899.99	573,899.99	N/A	50 Days
Economic Development Corporation	48,767,830.12	3.7747	0.00	0.00	151,520.48	48,919,350.60	48,919,350.60	48,919,350.60	N/A	50 Days
Library Board	57,511.65	3.7747	0.00	0.00	178.70	57,690.35	57,690.35	57,690.35	N/A	50 Days
Tree Mitigation	1,555,058.62	3.7747	0.00	0.00	4,831.54	1,559,890.16	1,559,890.16	1,559,890.16	N/A	50 Days
Hotel Tax	4,290,220.72	3.7747	0.00	0.00	13,329.60	4,303,550.32	4,303,550.32	4,303,550.32	N/A	50 Days
Special Events Fund	7.71	3.7747	0.00	0.00	0.00	7.71	7.71	7.71	N/A	50 Days
ARP	444,798.61	3.7747	0.00	0.00	1,381.99	446,180.60	446,180.60	446,180.60	N/A	50 Days
CO 2022 FM78-3009	262,300.65	3.7747	0.00	0.00	814.95	263,115.60	263,115.60	263,115.60	N/A	50 Days
CO 2022 FM1518 Utilities	699.35	3.7747	0.00	0.00	2.14	701.49	701.49	701.49	N/A	50 Days
CO 2022 Energy Savings	1,490,054.64	3.7747	0.00	0.00	4,629.57	1,494,684.21	1,494,684.21	1,494,684.21	N/A	50 Days
CO 2024 Lower Seguin Road	5,339,764.92	3.7747	0.00	0.00	16,590.54	5,356,355.46	5,356,355.46	5,356,355.46	N/A	50 Days
CO 2024 Main Street	14,281,664.79	3.7747	0.00	0.00	44,372.80	14,326,037.59	14,326,037.59	14,326,037.59	N/A	50 Days
TOTAL TEXAS CLASS	78,999,437.87		-	-	245,449.36	79,244,887.23	79,244,887.23	79,244,887.23		
INVESTMENT MANAGED ACCOUNT										
Hancock Whitney General Fund	1,905,308.83	4.0001	0.00	0.00	11,622.70	1,916,345.45	1,929,983.64	1,918,384.92	N/A	714Days
TOTAL HANCOCK WHITNEY	1,905,308.83	4.0001	-	-	11,622.70	1,916,345.45	1,929,983.64	1,918,384.92		
CERTIFICATES OF DEPOSIT										
SB&T-Water&Sewer	1,318,829.72	4.0000	0.00	0.00	0.00	1,318,829.72	1,335,884.18	1,318,829.72	1/4/2027	365 Days
Schertz Economic Development Corp (1)	1,266,537.72	4.0000	0.00	0.00	0.00	1,266,537.72	1,316,088.84	1,266,537.72	5/10/2026	365 Days
Schertz Economic Development Corp (2)	1,224,960.43	4.0000	0.00	0.00	0.00	1,224,960.43	1,240,666.77	1,224,960.43	1/5/2027	365 Days
Connexus CR UN Wausau, Wis (9/18/28)	249,000.00	3.7500	0.00	0.00	0.00	249,000.00	247,891.95	249,000.00	9/18/2028	365 Days
BOA (Charlotte, NC as of Nov23)	-	0.0000	0.00	0.00	0.00	0.00	0.00	0.00		0
Morgan Stanley 06/10/25 to 06/11/30	244,000.00	4.3000	0.00	0.00	0.00	244,000.00	246,225.28	244,000.00	6/11/2030	365 Days
FirstBank Nashville Tenn CFT	245,000.00	3.7000	0.00	0.00	0.00	245,000.00	244,056.75	245,000.00	1/31/2028	365 Days
BMW BK North America Salt Lake City	245,000.00	3.6000	0.00	0.00	0.00	245,000.00	242,910.15	245,000.00	10/24/2028	365 Days
First GTY BK Hammond LA CFT	245,000.00	3.8500	0.00	0.00	0.00	245,000.00	243,630.45	245,000.00	10/24/2028	365 Days
Morgan Stanley Private BK Natl	245,000.00	3.6500	0.00	0.00	0.00	245,000.00	243,255.60	245,000.00	10/30/2028	365 Days
Luana SVGS BK Iowa CFT	245,000.00	3.6000	0.00	0.00	0.00	245,000.00	242,978.75	245,000.00	10/31/2028	365 Days
USF Fed CR UN Tampa FL CFT	249,000.00	3.7500	0.00	0.00	0.00	249,000.00	247,839.66	249,000.00	10/31/2028	365 Days
Goldman Sachs BK USA NY CFT	245,000.00	3.7500	0.00	0.00	0.00	245,000.00	243,027.75	245,000.00	10/22/2029	365 Days
JPMorgan Chase BK IN A Instl CFT	240,000.00	4.0000	0.00	0.00	0.00	240,000.00	238,024.80	240,000.00	10/16/2030	365 Days
Farmers & Merchants BK Berlin WI CFT	249,000.00	3.8500	0.00	0.00	0.00	249,000.00	245,573.76	249,000.00	10/24/2030	365 Days
Direct Fed CR UN	249,000.00	3.6500	0.00	0.00	0.00	249,000.00	247,379.01	249,000.00	8/21/2028	365 Days
Covantage CR UN	247,000.00	3.6000	0.00	0.00	0.00	247,000.00	244,962.25	247,000.00	11/6/2028	365 Days
Tucson Fed CR UN	249,000.00	3.6000	0.00	0.00	0.00	249,000.00	246,898.44	249,000.00	11/14/2028	365 Days
Credit Human Fed CR UN	249,000.00	3.7000	0.00	0.00	0.00	249,000.00	247,488.57	249,000.00	11/21/2028	365 Days
Texas Exchange BK	249,000.00	3.6500	0.00	0.00	0.00	249,000.00	247,055.31	249,000.00	2/9/2029	365 Days
UBS BK USA Salt Lake City	249,000.00	3.9000	0.00	0.00	0.00	249,000.00	248,108.58	249,000.00	11/26/2029	365 Days
LakeSide BK Rockwall Texas	249,000.00	3.9000	0.00	0.00	0.00	249,000.00	246,049.35	249,000.00	11/7/2030	365 Days
Ally BK Sandy UT CTF	245,000.00	3.7500	0.00	0.00	0.00	245,000.00	243,743.15	245,000.00	12/4/2028	365 Days
Bank WIS Dells WIS CTF	249,000.00	3.8500	0.00	0.00	0.00	249,000.00	247,593.15	249,000.00	12/4/2028	365 Days
BNY Mellon N a Instl CTF	245,000.00	3.8000	0.00	0.00	0.00	245,000.00	243,162.50	245,000.00	12/24/2029	365 Days
Nano Banc	245,000.00	3.8000	0.00	0.00	0.00	245,000.00	244,012.65	245,000.00	1/30/2029	365 Days
Amerant BK NATL Colar Gables FL	245,000.00	3.7500	0.00	0.00	0.00	245,000.00	243,679.45	245,000.00	2/13/2029	365 Days
Merrick Bank	249,000.00	3.8500	0.00	0.00	0.00	249,000.00	248,320.23	249,000.00	3/20/2029	365 Days
Wells Fargo Bank NA	249,000.00	3.9500	0.00	0.00	0.00	249,000.00	249,022.41	249,000.00	3/29/2029	365 Days
Neighbors FCU	249,000.00	4.0000	0.00	0.00	0.00	249,000.00	249,368.52	249,000.00	3/30/2029	365 Days
Optum Bank Inc	245,000.00	3.8000	0.00	0.00	0.00	245,000.00	242,799.90	245,000.00	3/25/2030	365 Days
EagleMark Savings Bank	-	4.0000	245,000.00	0.00	0.00	245,000.00	245,303.80	245,000.00	4/13/2029	365 Days
Cash	-		0.00	7,182.10	37,457.51	37,457.51	37,457.51	37,457.51		
TOTAL C.D.s	10,473,327.87		245,000.00	-	37,457.51	10,755,785.38	10,800,459.47	10,755,785.38		
TOTAL PORTFOLIO	239,998,630.59	3.7799	11,363,746.90	11,505,668.24	754,638.39	240,617,943.66	240,676,255.94	240,619,983.13		69 Days

Date: 4/30/2026
General Fund (IMA)
Assets

Cash & Equivalents	Due	Maturity	Shares	Cost	Mrk Value	Projected Annual Income	Current Yield
GOLDMAN SACHS GOVERNMENT FUND-CLASS: INST (#465)			48,384.92	48,384.92	48,384.92	1,756.37	3.63
Total Cash & Equivalents			*48,384.92*	*48,384.92*	*48,384.92*	*1,756.37*	
Fixed Income							
ARLINGTON, TEX	2/15/2029	1022.00	25,000.00	25,853.25	25,620.50	1,250.00	4.88
BURLESON TEXAS INDPT SCH DIST	8/15/2029	1203.00	10,000.00	9,278.74	9,083.00	201.60	2.22
DENTON, TX	8/15/2029	1203.00	5,000.00	5,121.49	5,149.75	250.00	4.85
EAGLE TXBL REF	8/15/2028	838.00	5,000.00	5,092.44	5,114.40	250.00	4.89
EAGLE TAXABLE UNLTD TAX REF	8/15/2027	472.00	10,000.00	10,055.51	10,145.00	500.00	4.93
JOSHUA TEX INDPT SCH DIST TXBL	8/15/2028	838.00	30,000.00	27,764.95	28,307.10	396.30	1.40
ROBINSON TX INDPT SCH DIST TXBL	8/15/2027	472.00	25,000.00	24,973.38	25,082.50	1,000.00	3.99
TEXAS STATE	4/1/2029	1067.00	40,000.00	40,767.83	40,592.00	2,146.80	5.29
UNITED STATES TREASURY NOTES	7/31/2026	92.00	55,000.00	54,685.76	54,752.50	1,031.25	1.88
UNITED STATES TREASURY NOTES	6/30/2029	1157.00	50,000.00	49,589.88	49,004.00	1,625.00	3.32
UNITED STATES TREASURY NOTES	2/28/2028	669.00	55,000.00	54,849.61	54,518.75	1,856.25	3.40
UNITED STATES TREASURY NOTES	2/15/2029	1022.00	30,000.00	29,994.14	29,676.60	1,050.00	3.54
UNITED STATES TREASURY NOTES	10/15/2028	899.00	80,000.00	80,055.13	79,244.00	2,800.00	3.53
UNITED STATES TREASURY NOTES	4/30/2030	1461.00	80,000.00	79,781.81	78,584.80	2,800.00	3.56
UNITED STATES TREASURY NOTES	9/30/2029	1249.00	60,000.00	59,492.56	59,151.60	2,100.00	3.55
UNITED STATES TREASURY NOTES	10/31/2030	1645.00	50,000.00	49,837.93	49,224.50	1,812.50	3.68
UNITED STATES TREASURY NOTES	7/31/2030	1553.00	80,000.00	80,587.96	79,634.40	3,100.00	3.89
UNITED STATES TREASURY NOTES	6/15/2026	46.00	100,000.00	99,933.16	100,052.00	4,125.00	4.12
UNITED STATES TREASURY NOTES	7/31/2028	823.00	75,000.00	75,187.41	75,369.00	3,093.75	4.10
UNITED STATES TREASURY NOTES	10/31/2027	549.00	75,000.00	75,045.89	75,264.00	3,093.75	4.11
UNITED STATES TREASURY NOTES	10/31/2029	1280.00	60,000.00	59,466.79	60,330.60	2,475.00	4.10
UNITED STATES TREASURY NOTES	3/15/2027	319.00	75,000.00	74,829.85	75,321.00	3,187.50	4.23
UNITED STATES TREASURY NOTES	2/28/2029	1035.00	50,000.00	50,940.36	50,445.50	2,125.00	4.21
UNITED STATES TREASURY NOTES	2/29/2028	670.00	50,000.00	49,949.41	50,099.50	2,000.00	3.99
UNITED STATES TREASURY NOTES	1/31/2029	1007.00	75,000.00	75,029.20	75,167.25	3,000.00	3.99
UNITED STATES TREASURY NOTES	8/15/2026	107.00	55,000.00	54,946.45	55,099.55	2,406.25	4.37
UNITED STATES TREASURY NOTES	12/15/2026	229.00	75,000.00	75,509.57	75,308.25	3,281.25	4.36
UNITED STATES TREASURY NOTES	12/31/2029	1341.00	45,000.00	45,288.84	45,630.90	1,968.75	4.31
UNITED STATES TREASURY NOTES	7/15/2026	76.00	70,000.00	69,976.53	70,113.40	3,150.00	4.49
UNITED STATES TREASURY NOTES	5/15/2027	380.00	50,000.00	49,861.45	50,352.50	2,250.00	4.47
UNITED STATES TREASURY NOTES	11/15/2026	199.00	60,000.00	60,001.45	60,283.20	2,775.00	4.60
UNITED STATES TREASURY NOTES	10/15/2026	168.00	75,000.00	75,380.98	75,321.75	3,468.75	4.61
UNITED STATES TREASURY NOTES	9/15/2026	138.00	85,000.00	85,203.36	85,279.65	3,931.25	4.61
UNITED STATES TREASURY NOTES	4/30/2029	1096.00	85,000.00	85,008.10	86,680.45	3,931.25	4.54
United Tx Indep Sch Dist	8/15/2030	1568.00	20,000.00	18,619.36	18,488.60	448.60	
Total Fixed Income			*1,870,000.00*	*1,867,960.53*	*1,867,492.50*	*74,880.80*	*4.01%*
Total Assets		**713.52**	**1,918,384.92**	**1,916,345.45**	**1,915,877.42**	**76,637.17**	**0.040001**

Glossary

Investment Report Terms

Par Value	This is the amount stated on the original issue of the investment that the interest paid out is based on and is the amount to be returned to the investment holder once the investment reaches the maturity date.
Shares	The original investment is sold in pieces called "Shares", each share has a stated "Par Value" and stated "Interest Rate".
Book Value	Also called "Cost", is the amount the City paid to acquire this investment. Would the "market value" at the time of purchase.
Market Value (Mkt)	Represents what we could sell our investments for today. It could be different than what we originally paid for the investment.
Interest Earned	Dollars earned on our investments. Is calculated based on the par value and the stated interest rate of the investment.
Yield	Annual projected earnings divided by the current market value. This is the City's return on investment.
Purchases	When we acquire additional investments or invest additional funds.
Withdraws	When we sell some or all of our investment and return cash to the bank.
Maturity Date	The date the investment is to be bought back at the par value and returned to the original issuer. This date is specified during the original issuance of the investment.
Weighted Average Maturity	An average maturity of a group of investments
Investment Pool	Groups combine their funds to purchase a variety of different investment types. The returns are averaged back out to investors every day based on their individual investment.
Certificates of Deposit	Is an investment type with a fixed maturity date, a specified interest rate, and can be issued for any amount. Once purchased, funds cannot be removed from this investment until the maturity date. They are generally issued by commercial banks and are insured by the Federal Deposit Insurance Corporation up to $250,000 per individual.

Agenda No. 23.

CITY COUNCIL MEMORANDUM

City Council Meeting:	**September 15, 2026**
Department:	**City Secretary**
Subject:	**Workshop on Future Water Demand and Supply (Deputy City Manager Brian James)**

BACKGROUND

This presentation is being done in conjunction with past discussion on water and sewer provision for the City. This presentation focuses on Schertz' involvement with SSLGC and CVLGC to provide water for the community.

Attachments

Water Presentation

Water Supply

September 15, 2026

Brian James| Deputy City Manager

SCHERTZ
COMMUNITY ★ SERVICE ★ OPPORTUNITY

Water CCN Boundaries – the areas where different entities provide water in the City of Schertz

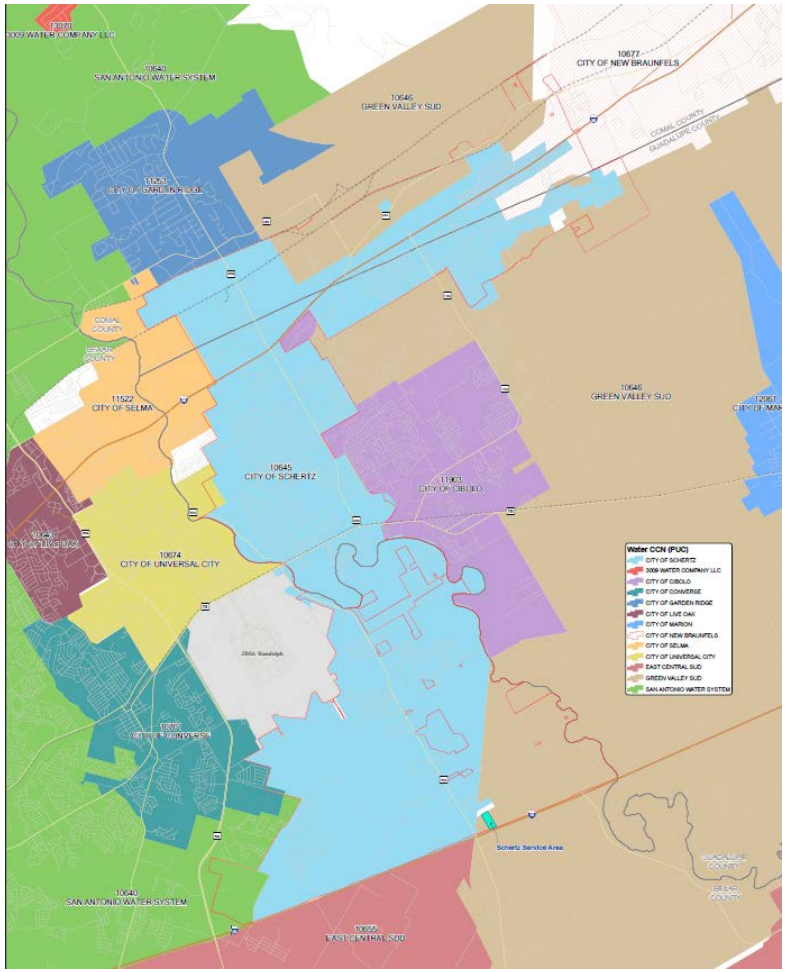

City of Schertz
NBU
SAWS
Green Valley SUD

SCHERTZ
COMMUNITY ★ SERVICE ★ OPPORTUNITY

Water CCN Boundaries – the areas where different entities provide water in the City of Schertz

- This discussion generally focuses on the areas Schertz is required to serve with water.

SCHERTZ
COMMUNITY ★ SERVICE ★ OPPORTUNITY

Most of the Water Schertz gets is from SSLGC

- Most of the water Schertz gets for our CCN is from SSLGC – Schertz Seguin Local Government Corporation.

SCHERTZ
COMMUNITY ★ SERVICE ★ OPPORTUNITY

Additionally, Schertz is part of CVLGC

- CVLGC – Cibolo Valley Local Government Corporation
- Founded in 2011 with the cities of Cibolo, Converse, Schertz, Seguin and Selma – Converse, Seguin and Selma subsequently withdrew.
- The CVLGC Carrizo Project was added to the Region L Plan.
- Between 2017 and 2019 obtained about 11,000 acre ft of water rights and identified well sites.

SCHERTZ
COMMUNITY ★ SERVICE ★ OPPORTUNITY

SSLGC Water Supplies

- SSLGC created the Schertz/Seguin Local Government Corporation Water Supply Plan in 2025.
- Its objective was to assist SSLGC in developing a water supply plan to meet the future needs of the cities of Schertz and Seguin and the SSLGC's wholesale customers.
- The study evaluated the current water supplies allocated to Schertz and considered future demand.

SCHERTZ
COMMUNITY ★ SERVICE ★ OPPORTUNITY

SSLGC Water Supplies

- Ultimately, it estimated Schertz will need an additional 2,500-acre feet of water in around 2070 in the expected growth demand scenario.

SCHERTZ
COMMUNITY ★ SERVICE ★ OPPORTUNITY

Figure 24. Schertz Future Supply Alternative Options and Projected Demand

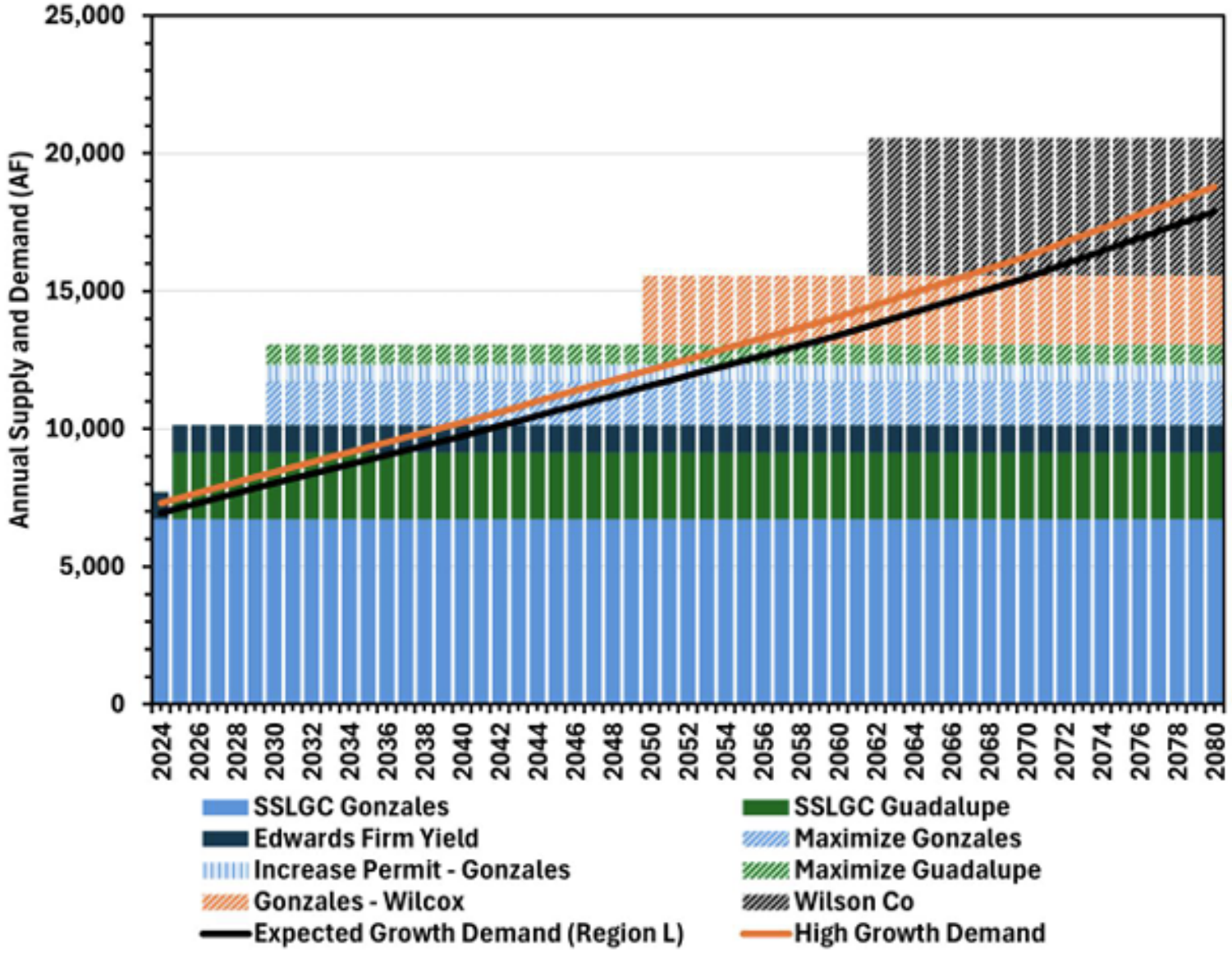

HERTZ
SERVICE • OPPORTUNITY

CVLGC water leases

- Leases were obtained with about 89 landowners involving 158 tracts.
- 6 preliminary well sites were identified.
- Annual lease payments are around $275,000.
- Schertz is spending about $200,000 annually for the operation of CVLGC (including our share of lease payments).

SCHERTZ
COMMUNITY ★ SERVICE ★ OPPORTUNITY

CVLGC water leases

- Initial term of the leases is 15 years automatically renewing year-to-year as long as CVLGC makes lease payments.

SCHERTZ
COMMUNITY ★ SERVICE ★ OPPORTUNITY

CVLGC water leases

- Amount paid for water leases approximately doubles when a permit is issued to produce water and more than quadruples once full production occurs. There is a provision to increase that as the CPI increases.
- Leases include a provision that CVLGC will diligently pursue needed approvals.
- It is problematic per the leases to not pursue permitting and production, even though the cities don't need the water.

SCHERTZ
COMMUNITY ★ SERVICE ★ OPPORTUNITY

Strategic Plan Update for CVLGC 2021

- Estimated the stand alone project cost to produce water to be $162,000,142 and an annual operating cost of approximately $15,500,000.

SCHERTZ
COMMUNITY ★ SERVICE ★ OPPORTUNITY

Additional Factors

- Water is in increasing demand across the state.
- Water conservation districts are increasingly concerned about allowing water to leave the district and charging more for it to leave the district.
- The state is getting more focused on the issue as competition increases.
- Consider Partnerships with rights to access water.

SCHERTZ
COMMUNITY ★ SERVICE ★ OPPORTUNITY

Discussion Points

- We need to ensure Schertz has adequate water for the future
- We need to ensure we provide that water in a cost-effective manner.
- Does Schertz want to be part of, and pay for more than one water supplier?
- Balancing the various factor in a time of uncertainty.

SCHERTZ
COMMUNITY ★ SERVICE ★ OPPORTUNITY

Questions?

SCHERTZ
COMMUNITY ★ SERVICE ★ OPPORTUNITY

Agenda No. 26.

CITY COUNCIL MEMORANDUM

City Council Meeting:	**September 15, 2026**
Department:	**City Secretary**
Subject:	**September 2026 Projects in Progress (City Engineer Kathryn Woodlee)**

Attachments

September Projects in Progress

Informational Only

CITY COUNCIL MEMORANDUM

City Council Meeting: **September 1, 2026**

Department: **City Manager**

Subject: **Update on Major Projects in Progress**

Background

This is the monthly update on large projects that are in progress or in the planning process. This update is being provided so Council will be up to date on the progress of these large projects. If Council desires more information on any project or on projects not on this list, please reach out to staff and that information will be provided.

Facilities Projects:

1. **Fleet Building Parking Lot**
   Project Description – Pave the open grassy area located at 27 Commercial Place
   - Project Status: Site Plan Development and Construction Design
   - Projected Completion: To be determined
   - Consultant: Unintech Consulting Engineers, Inc.
   - Contractor: To be determined

   Project Update: This project is being pushed back to FY26-27 due to the need to reallocate funding from this project to help fund the repairs of the retention wall and pavers at the Schertz Library. In the interim, Public Works has graded a small area of the lot to provide additional improved surface for parking and storage of vehicles and equipment in order to comply with the City's regulations regarding the use of unimproved surfaces.

2. **Library Retention Wall (Pavers)**
   Project Description – Replacing the failing plastic panels around the library foundation with concrete panels. This includes removal and replacement of some of the concrete pavers in the rear courtyard.
   - Project Status: Design
   - Projected Completion: Fall 2027
   - Project Cost: $350,000
   - Consultant: Unintech Consulting Engineering
   - Contractor: To be determined

   Project Update: Our consultant has reached out to the bidders and is working on some modifications to the bid package. Once the revisions are complete, the project will be re-bid.

3. **Fire Station 4**

Project Description – Fire Station 4 Build

- Project Status: Still on schedule for completion. No issues with minimal need for change orders.
- Projected Completion: March 2027
- Total Project Cost: Estimated $13.25 million
- Building Cost: $9.75 million
- Consultant: AGCM – Owner Rep
- Architect: Martinez Architecture
- Contractor: Marksman Construction – CMAR

Project Update: Walls are getting closed in. Rock and brick are going up on exterior. Store front entry way going in. Working on getting wiring run into the building and then throughout the building. Permanent water coming before next update. Finalizing technology package in EOC/Training Room.

4. **FM 78 Build Out PD CID Property Room**

Project Description – Remodel a portion of the County Building that PD will utilize for CID and Property.

- Project Status: Approved by the County
- Projected Completion: TBD
- Consultant: AG/CM (Owners Representative)
- Contractor: TBD

Project Update: Phase 1 of the SOQ evaluations is complete and ranked. City staff will move to completing interviews with the top two or three companies. The interview board will comprise of a member from Facilities, Purchasing, AGCM, and two from the Police Department. Interviews are in the process of being scheduled for one day during the week of August 31 – Sept 4. The date has not been determined yet.

5. **Police Department Building Remodel**

Project Description – Remodel office areas within building #6 where the Police Department operates. Areas to remodel may include the current CIS division, P&E holding area, and possibly other offices along that hallway.

- Project Status: Once the FM 78 project is nearing completion, we can move forward.
- Projected Completion: TBD
- Consultant: TBD
- Contractor: TBD

Project Update: On hold until administrative tasks with the FM 78 build-out for the property room and CID are complete.

6. **HVAC Replacement**

Project Description – Replacing aged HVAC units at the following locations City Hall (5 units), Council Chambers (1), Library (9) and YMCA (11).

- Project Status: In progress
- Projected Completion: estimated August 2026
- Contractor: Way Mechanical

Project Update: The installation and replacement of the Council Chambers, Library, and YMCA HVAC units have been completed. The contractor is wrapping up the installation, upgrading the drainage at City Hall the week of August 24th.

Drainage Projects:

1. **FM 78 South Channel Silt Removal**
   Project Description – Silt removal for the existing FM 78 South Drainage channel to include permitting, easement acquisition and construction.
   - Project Status: Easement Acquisition
   - Projected Completion: Spring 2027
   - Project Cost: Design $32,100, Drainage Report $4,600
   - Consultant: Unintech Consulting Engineers, Inc.
   - Contractor: TBD

   Project Update: No change from the last update. Easement negotiations are continuing with the property owners. After easements are acquired, the project will be rebid, and construction will proceed.

2. **Pickrell Park & FM 1518 Drainage**
   Project Description – Installation of underground drainage, upgraded creek outfalls and provide localized surface drainage swales. Sanitary sewer relocation within areas of conflict with proposed drainage improvements
   - Project Status: Preliminary Engineering Study
   - Projected Completion: TBD
   - Project Cost: $41,987 - $47,500 NTE (study only)
   - Consultant: Unintech Consulting Engineers, Inc.
   - Contractor: TBD

   Project Update: Unintech has provided revisions to the study addressing the proposed sewer improvements. Added to the report is an option to reconstruct the lift station with submersible pumps and upgraded electrical equipment and controls. The wet well may be used upon further inspection, or a "package" type wet well could be an option.

3. **Wendy Swan Drainage**
   Project Description – Removal of an existing concrete retaining wall, install underground drainage and fill to grade with localized surface drainage.
   - Project Status: Design
   - Projected Completion: Summer 2026
   - Project Cost: Design $108,500 ($125,000 NTE), Construction Estimate $800,000
   - Consultant: Unintech Consulting Engineers, Inc.
   - Contractor: TBD

   Project Update: Staff has received final plans and specifications. Staff has sent out correspondence via certified mail trying to obtain a temporary easement/right-of-entry to relocate a property owner's fence from the park property onto the property owner's property. Certified mail response has been received back and signed by owner, but no contact has been made with the owner. Staff is deciding how to proceed with getting in touch with the owner and has reached out to legal for guidance.

4. **Friesenhahn Lift Station Drainage Improvements**
   Project Description – Drainage study of Friesenhahn Lift Station site will be performed and used to develop plans for construction of recommended improvements to remedy poor drainage conditions around the site.
   - Project Status: Study and Design
   - Projected Completion: TBD
   - Project Cost: Design $74,815 Construction Estimate TBD
   - Consultant: Utility Engineering Group

- Contractor: TBD

Project Update: No change from the last update. UEG is working to update the recommendations discussed with staff, and these will be used in the design phase of the project.

Water and Wastewater Projects:

1. **Woman Hollering Creek Wastewater Interceptor Main and Lift Station**

   Project Description – Design and construction of a sanitary sewer system to collect and convey wastewater to the future CCMA water reclamation plant off Trainer Hale Road in Southern Schertz. The system consists of approximately 19,000 linear feet of 30" gravity wastewater line running generally along Woman Hollering Creek from the existing Sedona lift station on FM 1518 to a new lift station on IH 10 and approximately 6,000 feet of force main from the lift station to CCMA plant. It also includes an additional 18" gravity line approximately 1,500 feet in length that will first serve the Hallie's Cove Subdivision. The system is necessary for the new CCMA plant to begin operation and to allow the existing Woman Hollering Lift Station at Sedona to be taken out of service.

   - Project Status: Construction
   - Projected Completion: Summer 2026
   - Project Cost: Engineering/Design $1,187,594, Land purchases, ROW, legal and advertising $700,810, Construction $11,200,000, and miscellaneous costs for a project total of $13,088,404
   - Design Engineer: Cobb Fendley & Associates, Inc.
   - Owner's Representative: AGCM, Inc.
   - Contractor: Thalle Construction Co, Inc.

   Project Update: No change from last update. The collection and conveyance system including the lift station was put into operation March 3, 2025. The CCMA South Plant is operational. The contractor continues to work on correction of items identified on the punchlist for the project to be completed. Remaining work includes correction of pump issues, relocation and elevation of main disconnect, repair of settling crane foundation and subsequent crane operational testing. It is still estimated that the remainder of the work on the project may still take several months to complete but as stated, the project is operational.

2. **Riata Lift Station Relocation**

   Project Description – Relocation of the Riata Lift Station ahead of TxDOT's IH 35 NEX project to remove it from conflict with the proposed highway improvements. The design phase included identification of a new site for the list station, design of new lift station and design of the abandonment of the existing lift station. Property and easement acquisitions were required. The new lift station is needed to maintain sewer services.

   - Project Status: Begin Construction 4th Quarter of 2024.
   - Projected Completion: Summer 2026
   - Project Cost: Design & Acquisition of easements and existing lift station $478,000; Construction: $2,800,000
   - Consultant: Utility Engineering Group, PLLC
   - Contractor: Keystone Construction

   Project Update: The building and planning department have conducted their final walk and provided the contractor with a punchlist. Minor items included some additional signage, but planning has noted the health of the trees that were planted and that they need attention and may need replanting. UEG and staff continue to work with TxDOT for the reimbursement of the cost of design, site acquisition, and construction.

Riata Lift Station Location

3. **FM 1518 Utility Relocations**

Project Description – Relocation of water and sewer utilities to avoid conflicts as part of the TxDOT FM 1518 Improvement Project.

- Project Status: Construction
- Projected Completion: The City's utility relocation portion of the project is expected to be completed in the Fall of 2026.
- Project Cost: Design NTE $980,000, Construction Joint Bid $8,986,837/Aztec 16" Line $884,270
- Consultant: Halff Associates, Inc.
- Contractor: SER Construction Partners (TxDOT's General Contractor)/Qro Mex Construction (Aztec 16" Line-completed)

Project Update: SER has started back work on the City's water relocations. They are working to place a section of water line into service from Schaefer Rd to just north of Lisa Meadows. A temporary tie-in may be necessary to maintain typical operations of the distribution system until the line is finally installed to the new 16" water main.

4. **Corbett Ground Storage Tank**

Project Description – Construction of a new 3-million-gallon Ground Storage Tank (GST). The GST will be used to fill the existing Corbett Elevated Storage Tank and provide additional water storage capacity. This new GST will receive water directly from the Schertz Seguin Local Government Corporation.

- Project Status: Construction Phase
- Projected Completion: Summer 2026
- Project Cost: Design $547,100, Construction $8,665,220
- Consultant: Unintech Consulting Engineers
- Contractor: Pesado Construction Co.

Project Update: The building and planned departments are completing their final walks and will provide a punchlist to Pesado of any items needing further attention. They are also providing the final closeout document including O&M manuals for staff review.

5. **Water Loop Lines**

Project Description – Install 12" water main lines to provide a looped distribution system from Ware Seguin to Lower Seguin and Pfeil Road to N Graytown Road.

- Project Status: Design/Easement Acquisition
- Projected Completion: Fall 2026
- Project Cost: Design NTE $254,974, Construction Estimate $4,400,000

Project Update: The section of water line along IH 10 between Pfeil and N. Graytown roads was bid on August 27th. Staff and Unintech are reviewing the bids, checking references and will provide a recommendation of award to council.

6. **IH 35 NEX-North Utility Relocations**

Project Description – Relocation of water and sewer utilities to avoid conflicts as part of the TxDOT IH 35 NEX project.

- Project Status: Design - Construction
- Projected Completion: Joint Bid Construction is planned for Fall 2027
- Project Cost: Design & Easement Acquisition Services - $1,250,000
- Project Cost: Construction Sewer Only - $1,787,074 ($2,000,000 NTE)
- Consultant: Halff Associates, Inc.

Project Update: No new updates - Blackrock Construction continues the sewer construction effort along IH 35. Halff is working to revise plans of a sewer crossing of IH 35 due to conflicts discovered with other utility providers. This is being coordinated with the contractor, TxDOT, and the other utilities to ensure a change in the vertical alignment does not create any other concerns. Once these plans are approved, Blackrock will continue with the bore to install the sewer line casing.

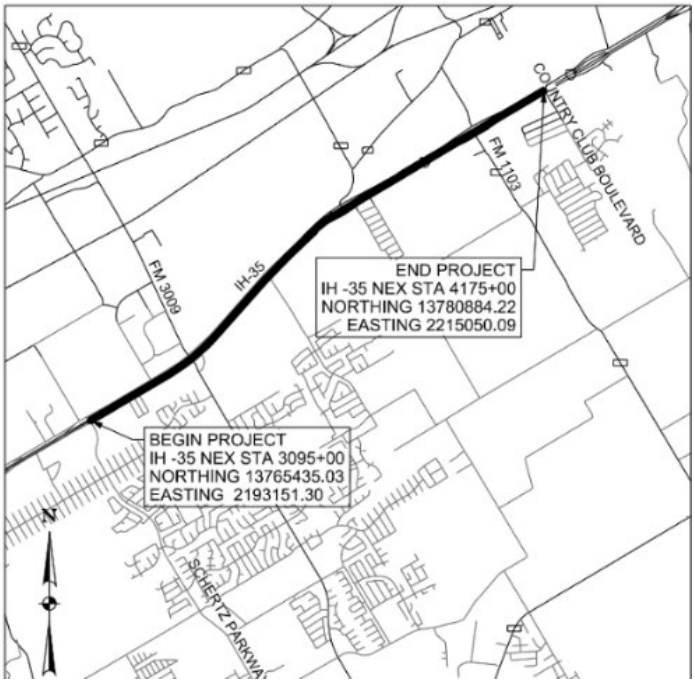

7. **Robin Hood Way Waterline Replacement**

Project Description – Replacement and upsizing of water line in Robin Hood Way, Sherlock Lane, and Nottingshire. The main replacement is to increase flows in the area, particularly to meet fire flow requirements. The project also includes street resurfacing and rehabilitation work that was previously removed from the SPAM project.

- Project Status: Design
- Projected Completion: Fall 2027
- Project Cost: $5,350,000

- Consultant: Kimley- Horn & Associates

Project Update: No change from last update. The additional survey work has been completed, and our consultant is revising the project plans. Some value engineering is also ongoing with the proposed street work in the project. We anticipate having the project ready to bid before the end of this fiscal year and construction starting in early 2027.

8. **Bell North Sewer Extension**

Project Description – Ten commercial properties on the west end of Bell North Drive are served by private grinder pumps that pump into a public wastewater force main that discharges into a manhole near 17316 Bell North Drive. This project is the construction of a gravity sewer main within Bell North Drive that will flow toward and discharge into the main on Doerr Lane.

- Project Status: 90% Completion
- Projected Completion: Summer 2026
- Project Cost: Design $95,000
- Project Cost: Construction $513,900 ($575,000 NTE)
- Consultant: Freeland Turk Engineering Group LLC
- Contractor: RL Jones, LP

Project Update: Freeland Turk is beginning the survey and design of the sewer laterals to disconnect two (2) businesses from their on-site septic systems.

9. **Northcliffe Country Club Estates Water and Wastewater Main Replacement**

Project Description – replacement of the water and wastewater mains and rehabilitation of the streets in the Northcliffe Country Club Estates subdivision.

- Project Status: Design
- Projected Completion: Fall 2027
- Project Cost: $8,733,400 (estimated)
- Consultant: Unintech Consulting Engineers, Inc.

Project Update: Some final modifications are being made to the bid package, and the project will be bid this month.

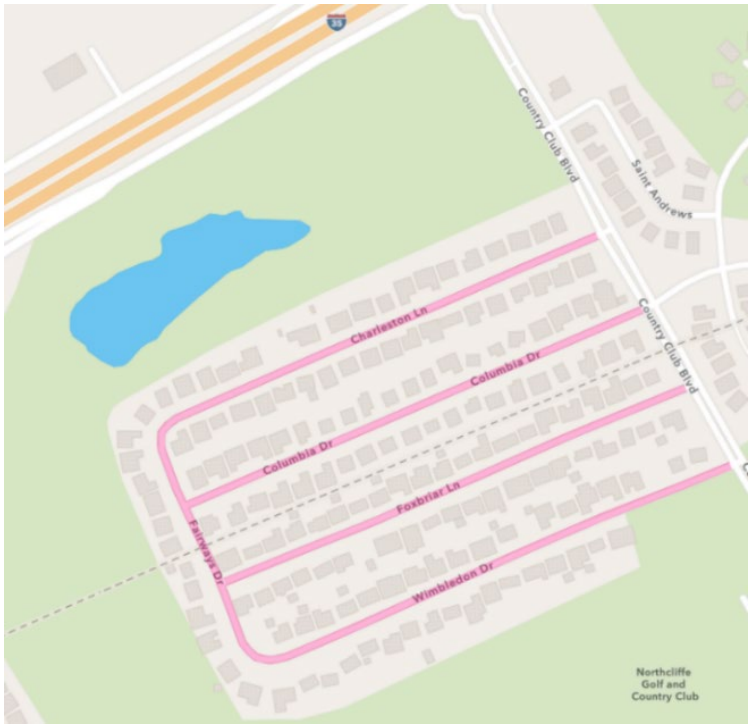

10. Cibolo West Wastewater Trunk Main

Project Description – Installation of approximately 21,680 LF of gravity wastewater trunk main that will collect wastewater at the location of the Saddlebrook Wastewater Lift Station as well as areas north of Schaefer Road and convey flows south along a route including along Weir and Trainer Hale Roads and the west side of Cibolo Creek to the CCMA South Water Reclamation Plant. Having this line in place will ultimately allow the decommissioning of the Corbett and Saddlebrook Lift Stations. The project is a collaboration between the City of Schertz and Green Valley Special Utility District (GVSUD).

- Project Status: Easement Acquisition
- Projected Completion: Fall 2027
- Total Project Cost: $26,743,000
- Consultant for Route Study: Lockwood, Andrews, & Newnam, Inc.
- Consultant for PER and Easement Acquisition: Halff Associates, Inc.

Project Update: Staff are reviewing the scope and fee proposal from Halff to prepare a preliminary engineering report and easement acquisitions. Staff plans to present the results of the route study and bring the PER task order to Council during a coming meeting.

11. Elevated Storage Tank Pipe Replacement and Tank Painting

Project Description – Rehabilitation of vertical fill and drain line piping in the East Live Oak and Northcliffe elevated storage tanks due to increased signs of fatigue at the welded joints. The project also includes the painting of the interior and exterior of the East Live Oak and Northcliffe elevated tanks and the Ware Seguin ground storage tank.

- Project Status: Design
- Projected Completion: Design expected to be complete by Fall 2026.
- Total Project Cost: $2,600,000 Estimated Total
- Consultant for Study: Unintech Consulting Engineers, Inc.

Project Update: No changes since last update. Staff has provided their preference on pipe materials to replace the damaged riser piping. Unintech will begin work on their design for staff review.

12. Schertz Parkway 16" Water Transmission Main Replacement

Project Description – Replacement of approximately 1,200 linear feet of 16" water transmission main along Schertz Parkway between Mare Way and Maske Road.

- Project Status: Design
- Projected Completion: Winter 2026
- Project Cost: Design $180,824 ($245,000 NTE), Easements $50,000, Construction Estimate $1,500,000
- Consultant: Unintech Consulting Engineers, Inc.
- Contractor: TBD

Project Update: Final plans have been received. Consultant is still working to obtain the required construction easement for the new waterline. Project is waiting until easement is acquired before bidding. Staff have processed a task order for appraisal services to help determine the easement cost. Unintech has also provided an option to install a liner in the existing pipe rather than construct a new water line. Staff met with CPM Pipelines and determined that the pipe lining is not a good fit for this project due to the number of taps and connections to the line and is proceeding with the original plan for replacement.

13. FM 3009 18" Water Transmission Main Replacement

Project Description – Replacement of approximately 7,600 linear feet of 18" water transmission main.

- Project Status: Design
- Projected Completion: Fall 2027
- Project Cost: Design $431,752 ($550,000 NTE), Construction Estimate (including easement acquisition) $4,800,000
- Consultant: Unintech Consulting Engineers, Inc.
- Contractor: TBD

Project Update: No change from the last update. Preliminary plans have been reviewed by staff and returned to Unintech for correction and final design.

14. IH 35 Ground Storage Tank and Pump Station

Project Description – Construction of a 3-million-gallon ground storage tank and pump station adjacent to the existing IH 35 elevated storage tank to provide storage capacity that can be filled during non-peak hours of the day.

- Project Status: Design
- Projected Completion: Fall 2027
- Project Cost: Design $728,068 ($800,000 NTE), Construction Estimate (including land acquisition $13,750,000
- Consultant: Unintech Consulting Engineers, Inc.
- Contractor: TBD

Project Update: No change from the last update. Unintech is working to incorporate staff comments into the engineering report and will begin the preliminary design of the proposed ground storage tank and pump station.

15. Dedicated Transmission Main 24"

Project Description – Construction of a 24" dedicated water transmission main to connect the Live Oak water storage facility to the IH 35 storage tank.

- Project Status: Design 90% complete, resuming Easement Acquisition Negotiations
- Projected Completion: to be determined
- Project Cost: Design $2,502,060, Easement Acquisition $1,000,000, Construction $28,572,940
- Consultant: Kimley-Horn & Associates

Project Update: Project was placed on hold and shifted to future budget years but is currently expected to resume pending award of a grant through the Texas Water Development Board (TWDB) Water Supply Infrastructure Grant (WSIG), the application for which was authorized by Council on July 7, 2026.

16. Lift Station Decommissioning

Project Description – Decommissioning of Elbel and Whisper Branch Lift Stations including regulatory documentation and physical demolition and abandonment. The project also includes the development of a lift station decommissioning standard guidance document that can be used by the City for future lift station decommissioning projects.

- Project Status: Design
- Projected Completion: TBD
- Project Cost: Design $49,635 Construction Estimate TBD
- Consultant: Utility Engineering Group
- Contractor: TBD

Project Update: No change since last update. UEG is working on the preliminary design for the decommissioning and a draft of the guidance document. Staff has provided some decommissioning needs of the electrical components at each site.

Street Projects:

1. **Main Street Improvements Project**
   Project Description – The project will improve sidewalks, provide street lighting, way-finding signage, landscaping, utility relocations, and architectural elements such as decorative concrete, decorative lighting, screening, and area signage. This project will also replace aging water and sanitary sewer mains and reconstruct the street with a new, stronger pavement section. Additionally, Lindbergh between Main and Exchange will be reconstructed.
   - Project Status: Design
   - Projected Completion: Fall 2028
   - Project Cost: $25,880,893
   - Consultant: Kimley- Horn Associates

   Project Update: Utility outreach is still ongoing, but the majority of the known conflicts have been addressed. Our consultant wis working with AT&T to address the remining conflicts and expect to have those resolved early this month. The new water main, sewer main, and duct bank alignments have been established. The plans for these are being finalized. Staff are working to set up an Advance Construction Notice "meeting." The purpose of this meeting is to help spur interest with potential contractors for the project and to solicit input from them on project phasing and the construction elements in general. This will help our consultant set up the bid package to help maximize interest in the project and hopefully help reduce bid prices.

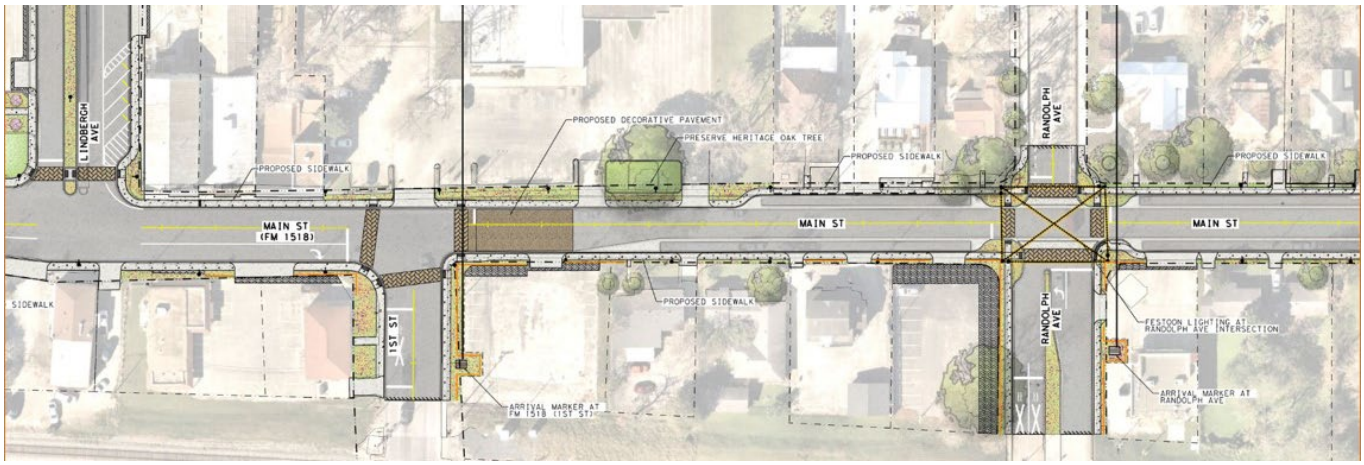

2. **Lookout Road Reconstruction**
   Project Description – The project involves reconstruction of Lookout Road from Schertz Parkway to Doerr Lane. A traffic signal at the Lookout Road/Schertz Parkway intersection will also be installed. The project also includes the replacement and upsizing the existing sanitary sewer main in Lookout Road from Doerr Lane to Schertz Parkway.
   - Project Status: Design
   - Projected Completion: Fall 2027
   - Project Cost: Design $571,000 ($20,000 from Selma), Construction estimate $6,738,092 ($100,000 from Selma)
   - Design Consultant: Halff Associates, Inc.

   Project Update: The design amendment to shift the Schertz Parkway alignment will be on the Council agenda for approval later this month. Paperwork has been received from CAT for the Right-of-Way

parcel at their corner of Doerr Lane and Lookout Road. A formal closing on the parcel is being scheduled. Staff anticipates the project being bid before the end of this year.

3. **Lower Seguin Road Reconstruction**

Project Description – The project will reconstruct a 2.9-mile segment of Lower Seguin Road to widen and improve the street to the section identified in the Master Thoroughfare Plan. The City intends to pursue Federal DCIP funding for project construction.

- Project Status: Design
- Projected Completion: Fall 2028
- Project Cost: $18,200,000
- Consultant: Halff Associates, Inc.

Project Update: No change since last update. We expect to hear the results of our DCIP funding application towards the end of this month. The next funding call for DEAGG funding will be early September. We will be submitting a revised application for funding form that program. Right-of-Way and Easement acquisition for the project is underway, and the project plans continue to be refined.

4. **Buffalo Valley South Resurfacing and Rehabilitation and Utility Replacements**

Project Description – Water and sanitary sewer main replacements and street rehabilitation of Buffalo Valley South, specifically Mill Street, 1st St, 2nd St, Bowman St, Lee St, Church St, Zuehl St, and Wuest. PCI data was used to select the streets in the project. Project will be funded with a combination of SPAM funding (for the street rehabilitation) and ARP funding for the utility replacement.

- Project Status: Construction
- Projected Completion: April 16 (Substantial Completion)
- Project Cost: $5,977,000
- Design Consultant: Unintech Consulting Engineering
- Contractor: E-Z Bel Construction, LLC

Project Update: The contractor is has almost completed the punch list for the project. Staff expects the punch list to be complete by the end of this month.

5. **Boenig Drive Reconstruction**

Project Description – Reconstruction of Boenig Drive between Ware Seguin Road and Graytown Road. The reconstruction includes reconfiguration of the intersection with Ware Seguin Road to improve efficiencies and eliminate having two street intersections side-by side on Ware Seguin Road.

- Project Status: Design
- Projected Completion: Spring 2027
- Project Cost: $3,240,000
- Consultant: Unintech Consulting Engineers, Inc.

Project Update: No change from the last update. The utility conflicts have been fully identified and explained to the utility companies. CPS is in the process of going through their process to relocate their facilities out of the way of the project. Their process is expected to take a few months to complete, which will cause a delay in getting the project out to bid. We anticipate bidding the project in early January. If CPS is able to complete their work sooner, we will be able to bid the project sooner.

6. **2024 SPAM Rehabilitation**

Project Description – Rehabilitation of St. Andrews, Maple, and part of the Silvertree Subdivision streets. Rehabilitation involves removing the existing pavement, applying cement stabilizing to the material underneath, and placing a new layer of pavement on the street.

- Project Status: Construction
- Projected Completion: Summer 2026

- Project Cost: $3,581,000
- Consultant: Kimley-Horn Associates
- Contractor: E-Z Bel Construction, LLC

Project Update: The paving on Maple Drive was completed on August 20th. The project is now "substantially complete. A final punch for the entire project is being created and will be sent to the contractor early this month.

7. 2025 SPAM Resurfacing

Project Description – Resurfacing of the streets in The Village Subdivision. Resurfacing involves performing localized concrete repairs; base repairs; asphalt level up; crack sealing; and applying a slurry seal to the surface of the streets.

- Project Status: Design
- Projected Completion: Summer 2027
- Project Cost: $1,282,231
- Consultant: Kimley-Horn Associates

Project Update: The original project scope weas reduced to one subdivision to stay within budget and to provide some funding to help fund the increased cost street work in the Northcliff Country Club Estates project. The resurfacing work will be "bundled with the Savannah Drive Overlay and the revised scope of work for the 2026 SPAM Resurfacing project.

8. Kramer Farm Rehabilitation

Project Description – Rehabilitation of the western streets in Kramer Farm Subdivision. Rehabilitation involves removing the existing pavement, applying cement stabilizing to the material underneath, and placing a new layer of pavement on the street.

- Project Status: Design
- Projected Completion: Summer 2027
- Project Cost: $1,446,582
- Consultant: Kimley-Horn Associates

Project Update: Final plan changes are almost complete, and the project is expected to go out for bids later this month.

9. 2026 SPAM Resurfacing

Project Description – resurfacing of the streets in the Woodbridge and Rio Vista Subdivisions. The project also includes the TSAC-recommended crosswalk improvements.

- Project Status: Design
- Projected Completion: Summer 2027
- Project Cost: $1,780,000
- Consultant: Kimley-Horn Associates

Project Update: Because of the increasing street construction costs, the project scope has been modified to delete the originally planned subdivision areas in favor of completing the subdivisions that had to be cut from the 2025 SPAM Resurfacing project scope. The subdivision areas cut from this project will be completed in the FY 26-27 SPAM Resurfacing project. This work will also be "bundled" with the 2025 SPAM Resurfacing and Savannah Overlay work into a single construction contract.

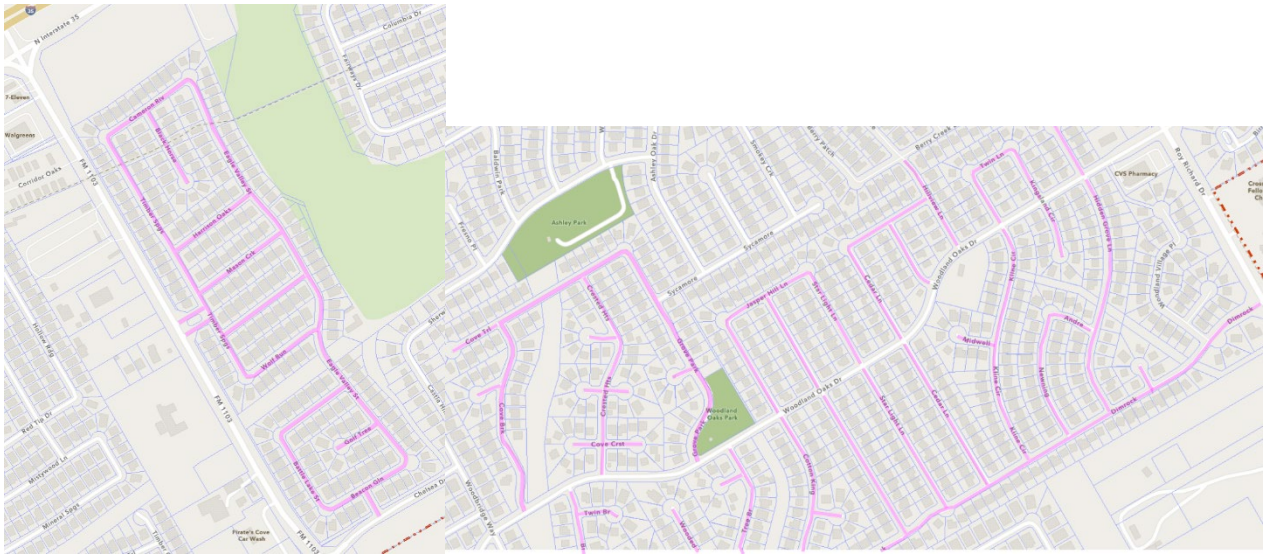

10. Savannah Drive Overlay

Project Description – Resurfacing of Savannah Drive from the Selma City Limits to FM 3009.

- Project Status: Construction
- Projected Completion: Spring 2027
- Project Cost: $1,460,000
- Consultant: Kimley-Horn Associates

Project Update: No change from last month. Final plan comments have been provided, and the final changes are being made to the bid package. Once the changes are completed, the project will go out for bid.

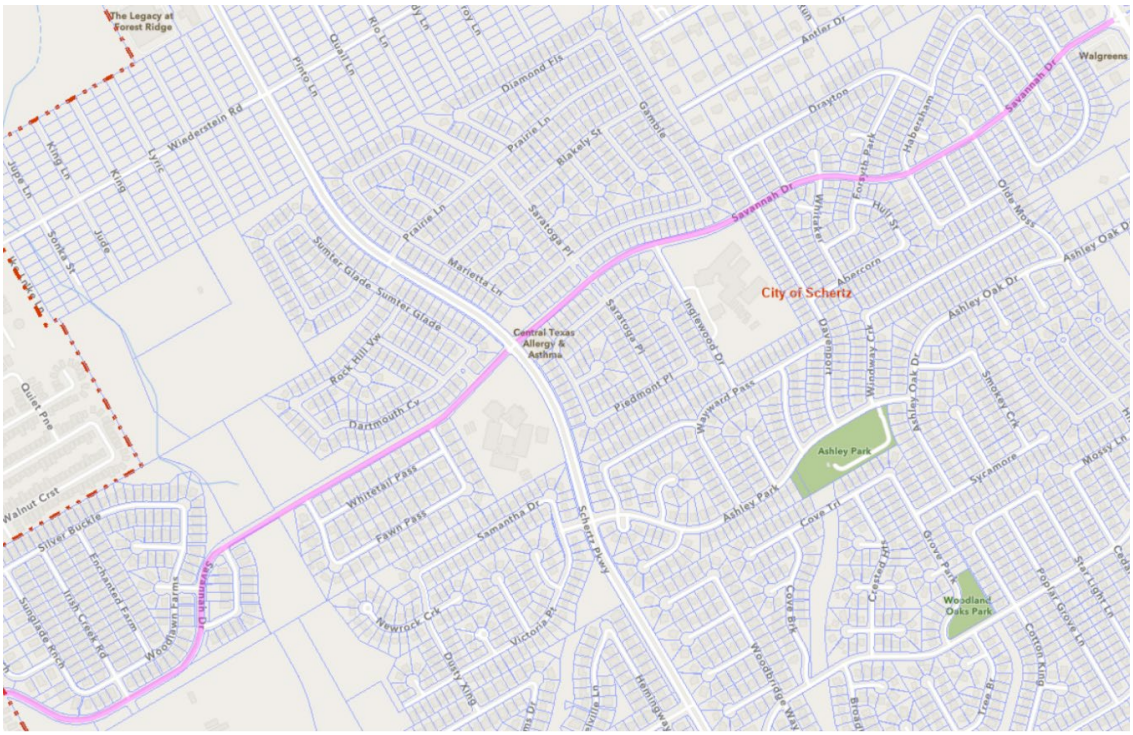

11. **FM 3009 Overpass**
    Project Description – TxDOT project for overpass construction at the FM 3009/FM 78 intersection to elevate the main lanes of FM 3009 over the railroad tracks and FM 78. On and off ramps will be provided so vehicles can travel between FM 3009 and FM 78 at the intersection. The project includes some improvements to FM 78 to improve operational efficiencies of the on and off ramps.
    - Project Status: Schematic Design and Environmental Clearance
    - Projected Completion: TBD
    - Project Cost: $100,000,000 (TxDOT)
    - Consultant: Kimley-Horn Associates

    Project Update: TXDOT received railroad grant funding for this project. The project will now move to final design. TXDOT is planning a public open house for the project in the next month or two.

<u>Parks & Recreation Projects:</u>

1. **Schertz Soccer Complex Irrigation Water Storage Project**
    Project Description – Upgrading electrical components, upsizing well pump and piping, and adding storage capacity for irrigation of the Schertz Soccer Complex.
    - Project Status: Under Construction
    - Projected Completion: September 18th
    - Project Cost: $200,000 (estimated total)
    - Consultant: Unintech Engineering
    - Contractor: Kutscher Drilling and Specified Water Systems

Project Update: The tank is in stock and ready to install. Old tanks have been demolished and removed by Parks staff. Concrete pad subcontractor has received their permit and are looking to schedule the pour in the next two weeks. Installation of the tank and final connections are scheduled for September 8.

<u>I.T. Projects:</u>

1. **Asset Management- Work Order System – Open Gov**
    Project Description- Replace the current work order and asset management systems
    - Project Status: In progress
    - Projected Completion: Fall 2025
    - Project Cost: Approximately $470,000
    - Contractor: Open Gov

    Project Update: Parks, Street, and Drainage staff is currently working in the sandbox test environment. Due to turnover in the GIS department, the newly hired GIS staff is working closely with the contractor and their GIS consulting team in training them on OpenGov and transferring maps and in-field assets into the new system.

Studies and Plans:

1. **Master Thoroughfare Plan and Roadway Impact Fee Update**
   Project Description – Update to City's Master Thoroughfare Plan and Roadway Impact Fee Program.
   - Project Status: Study
   - Projected Completion: Schedule Pending
   - Total Project Cost: $149,460 ($170,000 NTE)
   - Consultant for Study: Kimley-Horn Associates

   Project Update: The draft fee report is still being worked on. The public outreach meetings have been scheduled for the Master Thoroughfare Plan. The first, focused group outreach meetings will be on September 9th and 10th. The large, city-wide outreach meeting is scheduled for September 30th. Once the fee report has been completed, Staff will schedule the meetings associated with that portion of this update process. Staff anticipates the fee report being completed later this month.

2. **Southern Schertz Interim Sewer Service Study**
   Project Description – Until the completion of expansion of the CCMA South Water Reclamation Plant, treatment capacity in southern Schertz is severely limited. This project is a study to identify potential short-term and long-term sewer service treatment options for the City's southern service area.
   - Project Status: Study
   - Projected Completion: Schedule Pending
   - Total Project Cost: $59,695
   - Consultant for Study: Utility Engineering Group

   Project Update: Staff is continuing to pursue potential solutions to provide interim capacity. It was determined that a temporary package treatment plant is likely not a viable option due to a conflict with CCMA's current and future permits for discharge in the same watershed (mid Cibolo Creek). Pump and haul scenarios are being evaluated for some developments.

3. **Regional Flood Planning**
   Staff has been collecting and sharing information including previous studies, maps, photographs, and anecdotal accounts of flood events with the AECOM, the consultant preparing the Flood Management Evaluation (FME). Progress meetings are being scheduled.

TxDOT Roadway Projects:
Note: If links do not work, please contact engineering@schertz.com

1. **FM 1103 Improvement Project:** Construction officially began in November 2022 and was originally expected to be complete in fall 2026. Minor progress is being made on the roadway while utility relocation continues. General project updates are available by signing up at this link: FM 1103 Construction Newsletter

2. **FM 1518 Improvement Project:** SER Construction, LLC, formally began construction on April 9, 2024. The contractor has leased property owned by the City on Schaefer Road to stage construction activities. The first few months of the project will be mainly underground utility construction and will mostly take place outside travel lanes. While there may be some delays, major traffic disruptions should not be experienced much during this phase of the project. The project is currently anticipated to be completed in 2028. Updates regarding the FM 1518 project are available by visiting and subscribing at the following link: FM 1518 Expansion

3. **IH-35 NEX (I-410 South to FM 1103):** The central segment of the I-35 Northeast Expansion project continues with Alamo NEX Construction handling the design-build project. The central section runs

from 410 N to FM 3009. Utility coordination work for the northern segment of the project is underway. TxDOT consultants have met with Public Works and Engineering Staff to begin establishing relocation needs. The City will be reimbursed for the costs of all relocations needed except for any upsizing or improvements above current conditions. Updates about the project can be obtained by signing up at the following link: I 35 NEX Project Updates

4. **IH-10 Graytown Road to Guadalupe County Line: Work** for the widening of the main lanes and utility relocations continues. Work on the FM 1518 bridge over IH 10 continues and will involve numerous episodes of the rerouting of traffic including shifting lanes and detours as necessary. Updates regarding the IH 10 project are available by signing up at the following link: IH 10 Expansion Information

Agenda No. 27.

CITY COUNCIL MEMORANDUM

City Council Meeting:	**September 15, 2026**
Department:	**City Secretary**
Subject:	**Check Report - July 2026 (Finance Director James Walters)**

BACKGROUND

Attached is a vendor expenditure report from July 2026, detailing all vendors with whom the City spent $25,000 - $100,000. These reports will be provided to Council monthly for awareness.

Attachments

Monthly Check Report - July 2026

Monthly Council Check Report

City of Schertz, TX

By Check Number

Date Range: 07/01/2026 - 07/31/2026

Vendor Number	Vendor DBA Name	Payment Date	Payment Type	Discount Amount	Payment Amount	Number
Bank Code: NAP-Schertz Bank Pooled Cash						
016859	YMCA of Greater San Antonio	07/02/2026	EFT	0.00	34,618.58	102080
0111574	AUTOMATIC DATA PROCESSING	07/08/2026	EFT	0.00	27,348.15	102095
0112126	Unintech Consulting Engineers, Inc	07/15/2026	EFT	0.00	26,336.73	102133
016859	YMCA of Greater San Antonio	07/15/2026	EFT	0.00	53,963.00	102135
019853	MCCi, LLC	07/15/2026	EFT	0.00	34,635.54	102137
0111941	Inductive Automation LLC	07/17/2026	EFT	0.00	25,656.12	102140
0110617	KIMLEY-HORN AND ASSOCIATES INC	07/22/2026	EFT	0.00	84,035.30	102146
015507	Tyler Technologies, Inc	07/22/2026	EFT	0.00	32,093.10	102147
016859	YMCA of Greater San Antonio	07/29/2026	EFT	0.00	88,581.58	102185
014541	THE CHAMBER	07/01/2026	Regular	0.00	28,404.31	724270
14515	Schertz Freckles LLC	07/01/2026	Regular	0.00	50,000.00	724271
012574	CITY OF SEGUIN	07/02/2026	Regular	0.00	51,229.00	724287
14389	Pretty Damn Tough, LLC	07/03/2026	Regular	0.00	25,000.00	724299
0111875	On Duty Health - Texas, PLLC	07/08/2026	Regular	0.00	35,902.00	724320
011097	Schertz Seguin Local Government Corporation	07/09/2026	Regular	0.00	36,408.88	724440
0111632	WEX BANK	07/09/2026	Regular	0.00	64,502.42	724444
017936	CITY OF LIVE OAK	07/23/2026	Regular	0.00	47,740.00	724558
010375	RL JONES LP	07/31/2026	Regular	0.00	25,692.50	724694
13045	Global Payments Direct, Inc	07/02/2026	Bank Draft	0.00	37,063.42	DFT0000659

Bank Code NAP Summary

Payment Type	Payable Count	Payment Count	Discount	Payment
Regular Checks	14	9	0.00	364,879.11
Manual Checks	0	0	0.00	0.00
Voided Checks	0	0	0.00	0.00
Bank Drafts	1	1	0.00	37,063.42
EFT's	19	9	0.00	407,268.10
	34	**19**	**0.00**	**809,210.63**

All Bank Codes Check Summary

Payment Type	Payable Count	Payment Count	Discount	Payment
Regular Checks	14	9	0.00	364,879.11
Manual Checks	0	0	0.00	0.00
Voided Checks	0	0	0.00	0.00
Bank Drafts	1	1	0.00	37,063.42
EFT's	19	9	0.00	407,268.10
	34	**19**	**0.00**	**809,210.63**

Fund Summary

Fund	Name	Period	Amount
999	OPERATING POOLED CASH	7/2026	809,210.63
			809,210.63