



Budget Workshop

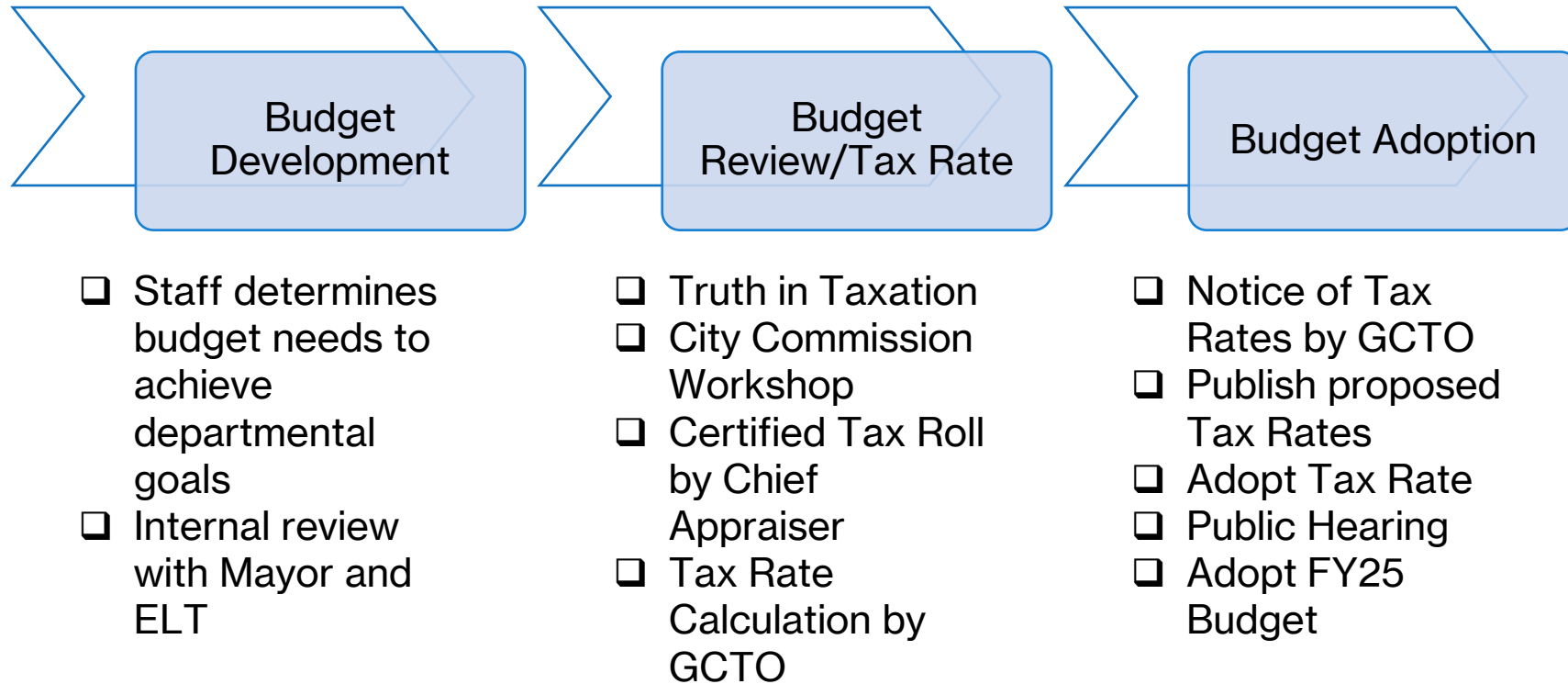
Fiscal Year 2024 – 2025

AGENDA



- FY24 Budget Process
- General Fund
- Enterprise Fund
- Other Funds
- Related Corporations
- Questions

FY25 BUDGET PROCESS



FY25 BUDGET PROCESS



PHASE I: Budget Development Process
(This phase is the responsibility of **staff**)

May 25 - July 8 Budget Workshops with Department Heads

PHASE II: Budget Review & Adoption Process

July 8 Deadline for TNT Info to County assessor/coll

July 17 City Commission Workshop @ 4:00 pm

July 25 Deadline for Roll certification

July 27 Calculation of the Tax Rates (No New Revenue (NNR) Tax Rate and Voter-Approval Tax Rate (VAR) by Galveston County Tax Office

Aug 7 Record Vote on proposed tax rate subject to receipt of NNR or VAR from Galveston County Tax Office

August 9 Publish proposed tax rate, NNR and VAR Tax Rates. Post on City's Website and City's Public Access TV channel

Aug 14 * *Special Called City Commission Meeting if needed*

Aug 15 Notice of Tax Rate Adoption Meeting

FY25 BUDGET PROCESS



- August 21 Adopt Tax Rate (NNR & VAR) by Record Vote
Approve Certified Roll

- August 22 Schedule public hearing on the budget, file budget with City Secretary for public
inspection and post on City website

(Public Hearing shall set not less than 15 days subsequent to the time budget is
filed)

- Sept 4 Publish first notice of budget public hearing (charter)

- Sept 11 Publish second notice of budget public hearing (charter)

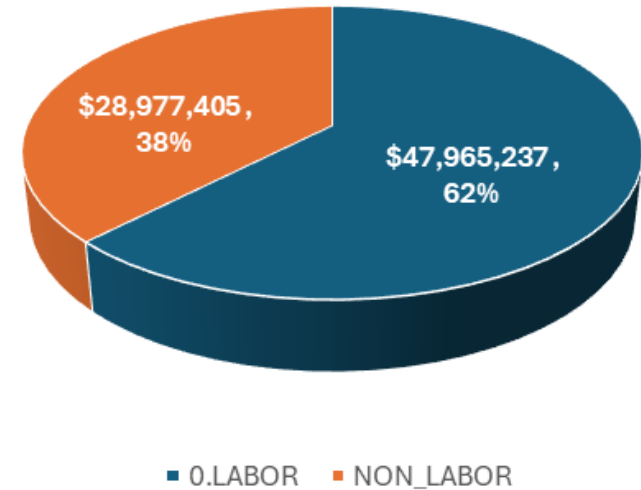
- Sept 18 Public hearing on proposed budget
Adopt Budget by Record Vote

FY25 GENERAL FUND (101)



Sum of FY25 BUDGET REQUEST	EXP/REV			
DEPT	O&M BUDGET	NEW		Grand Total
POLICE	\$ 18,766,472	\$ 1,059,341		\$ 19,825,813
PUBLIC WORKS	\$ 18,308,734	\$ 872,800		\$ 19,181,534
FIRE	\$ 13,156,143	\$ 746,000		\$ 13,902,143
REC & TOURISM	\$ 11,254,386	\$ 472,310		\$ 11,726,696
FINANCE	\$ 8,431,959	\$ 350,000		\$ 8,781,959
ENGINEERING	\$ 2,211,308	\$ 687,100		\$ 2,898,408
LIBRARY	\$ 1,826,931			\$ 1,826,931
MUNI COURT	\$ 1,161,664			\$ 1,161,664
MGMT SERVICES	\$ 572,381	\$ 260,000		\$ 832,381
EMO	\$ 541,665			\$ 541,665
LEGAL	\$ 349,070			\$ 349,070
COMM DEVELOPMENT	\$ 301,929			\$ 301,929
MAYOR	\$ 60,000	\$ 65,000		\$ 125,000
REC				
Grand Total	\$ 76,942,642	\$ 4,512,551		\$ 81,455,193

FY25 GENERAL FUND
O&M BUDGET BY CATEGORY



New Requests

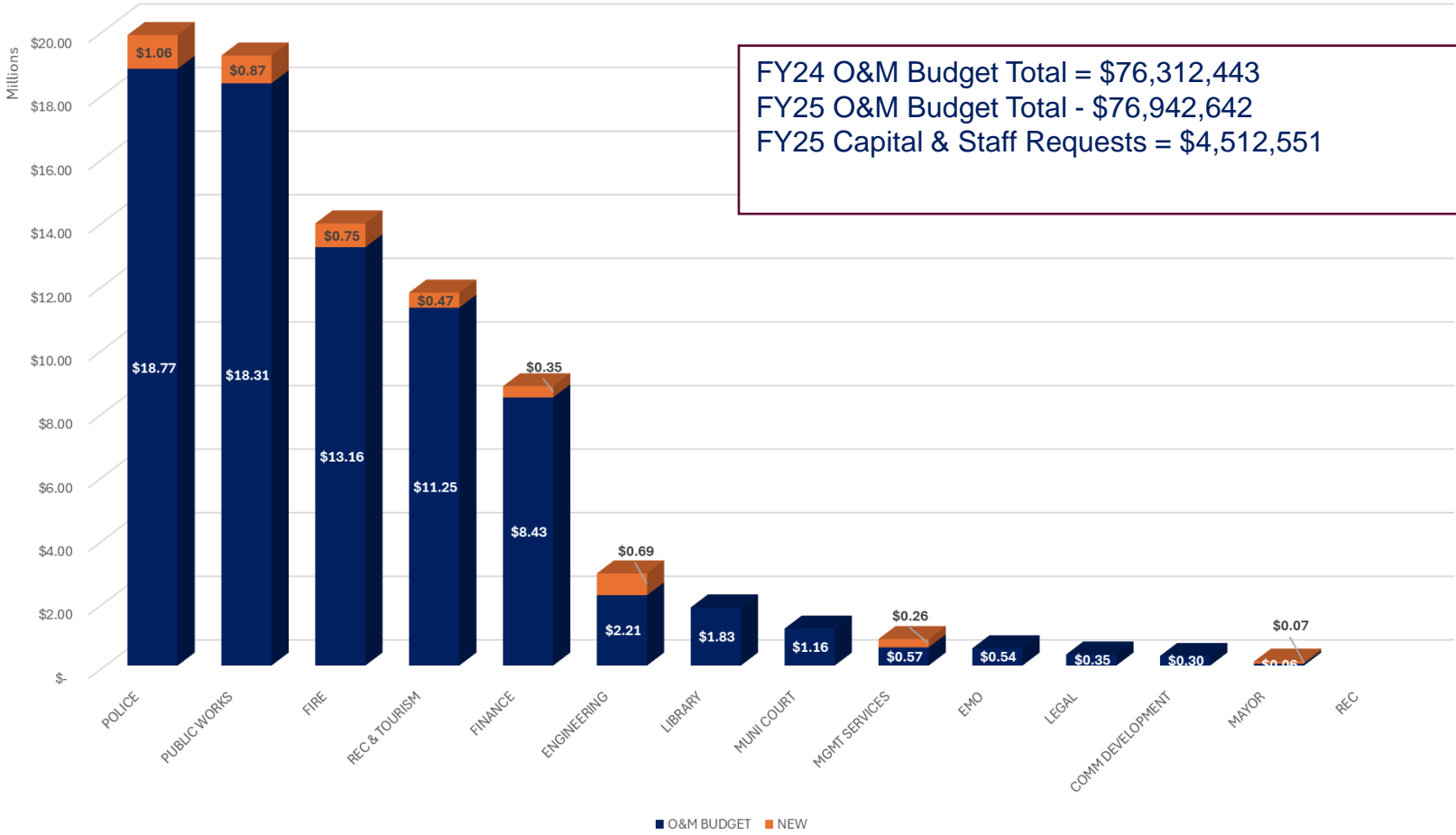
- One-time Capital Request is 83%
- Staff Request is 17%

* O&M – Operations and Maintenance

FY25 GENERAL FUND (101)



FY2024-2025 BUDGET REQUEST



FY24 O&M Budget Total = \$76,312,443
 FY25 O&M Budget Total - \$76,942,642
 FY25 Capital & Staff Requests = \$4,512,551

Key Highlights

- Driving Efficiencies to keep O&M Budget flat
- More staff needed to keep up with our Economic Growth
- One-time Capital replacement cost

FY25 GENERAL FUND (101)



DEPT	TYPE	AMOUNT	ITEM
POLICE	O.LABOR	\$ 100,000	2 Crime Scene Technicians
			8 Ford Explorers, 2 F150 Responders, 1 Dodge Charger and F250
	NON_LABOR	\$ 959,341	Scales for Commercial Officer and 2 Drones
POLICE Total		\$ 1,059,341	
PUBLIC WORKS	O.LABOR	\$ 70,800	GIS Technician
			Replace 2002 Dump Truck, F250 Crew Cab, Gradall and Bobcat
	NON_LABOR	\$ 802,000	Maintenance on various equipment/vehicles
PUBLIC WORKS Total		\$ 872,800	
FIRE	O.LABOR	\$ 81,000	Code Enforcement Officer
			Medic Unit Remount/ Rescue Equip
	NON_LABOR	\$ 665,000	Replacement/Vehicle
FIRE Total		\$ 746,000	
ENGINEERING	O.LABOR	\$ 222,100	Technician & Examiner
	NON_LABOR	\$ 465,000	System Upgrades/Vehicle Replacement
ENGINEERING Total		\$ 687,100	
FINANCE	O.LABOR	\$ 200,000	2 Finance Analysts(Budget Analyst/Automation Analyst
	NON_LABOR	\$ 150,000	System Upgrades/Assessments/Training
FINANCE Total		\$ 350,000	
MGMT SERVICES	O.LABOR	\$ 195,000	3 Staff Analysts(2 HR Analyst/1 Comms Specialist)
	NON_LABOR	\$ 65,000	Vehicle Replacement
MGMT SERVICES Total		\$ 260,000	
MAYOR	NON_LABOR	\$ 65,000	Vehicle
MAYOR Total		\$ 65,000	
REC & TOURISM	NON_LABOR	\$ 472,310	Replace Bridge \$300K/Mowers & Club Carryall Cart \$172K
REC & TOURISM Total		\$ 472,310	
Grand Total		\$ 4,512,551	

Key Highlights

- Driving Efficiencies to keep O&M Budget flat
- More staff needed to keep up with our Economic Growth
- One-time Capital replacement cost

ENTERPRISE FUND



An **Enterprise Fund** is a self-supporting government fund that sells goods and services to the public for a fee.

501 – UTILITY FUND

EXP/REV	Org	CATEGORY	Sum of 2022 Actual	Sum of 2023 Actual	Sum of 2024 Revised Budget	Sum of 2024 Actual	Sum of FY25 BUDGET REQUEST
REVENUE	Total		\$ (21,204,494)	\$ (24,421,524)	\$ (22,696,000)	\$ (17,986,161)	\$ (23,513,285)
O&M BUDGET	Total		\$ 12,647,148	\$ 13,390,214	\$ 27,076,380	\$ 15,353,144	\$ 23,513,285
(OVER)/UNDER			\$ (8,557,346)	\$ (11,031,310)	\$ 4,380,380	\$ (2,633,018)	\$ -

FY24 Fund Balance - \$55.4 M

OTHER FUNDS



FUND #	FUND NAME	FUND TYPE	ADMINISTERED BY	AWARD AMOUNT/ FUND BALANCE
201	HOTEL OCCUPANCY TAX FUND	SPECIAL REVENUE	TEXAS COMPTROLLER	\$ 1,576,717
242	CDBG - DISASTER RECOVERY MITIGATION GRANT	SPECIAL REVENUE	TEXAS GENERAL LAND OFFICE (GLO)	\$ 14,965,447
243	AMERICAN RESCUE PLAN ACT	SPECIAL REVENUE	US TREASURY	\$ 10,309,444
244	CDBG - MITIGATION INFRASTRUCTURE GRANT	SPECIAL REVENUE	TEXAS GENERAL LAND OFFICE (GLO)	\$ 17,874,592
255	CAPITAL RECOVERY FUND - WATER ZONE 2	SPECIAL REVENUE	CITY OF TEXAS CITY	\$ 12,675,727
256	CAPITAL RECOVERY FUND - SEWER ZONE 2	SPECIAL REVENUE	CITY OF TEXAS CITY	\$ 10,755,614
279	TEXAS DIKE FUND	SPECIAL REVENUE	CITY OF TEXAS CITY	\$ 6,709,177
301	DEBT SERVICE FUND	DEBT SERVICE	CITY OF TEXAS CITY	\$ 3,185,762
601	INTERNAL SERVICE FUND - GROUP INSURANCE	INTERNAL SERVICE	CITY OF TEXAS CITY	\$ 1,069,156

TEXAS DIKE FUND (279)



Main source of revenue for the Texas Dike Fund is the access fee which is charged on Weekends during the fishing season from March 1st through October 31st.

Currently the Dike is closed due to severe damage (~\$5M) from Hurricane Beryl.

Starting in FY25, 20% of revenue will be allocated to the newly created Texas Dike Restoration Fund. The purpose of this fund will allow for immediate repairs after a catastrophe.

FUND	NAME	EXP/REV			2024 Revised		FY25 BUDGET REQUEST
			2022 Actual	2023 Actual	Budget	2024 Actual	
279	TEXAS DIKE FUND	REVENUE	\$ (1,142,854)	\$ (1,359,757)	\$ (1,743,339)	\$ (668,256)	\$ (1,154,671)
		O&M BUDGET	\$ 687,965	\$ 672,335	\$ 2,285,180	\$ 766,574	\$ 699,600
279 Total			\$ (454,889)	\$ (687,422)	\$ 541,841	\$ 98,317	\$ (455,071)
NEW	TEXAS DIKE RESTORATION FUND	REVENUE					\$ (288,668)
Total							\$ (288,668)
Grand Total			\$ (454,889)	\$ (687,422)	\$ 541,841	\$ 98,317	\$ (743,739)

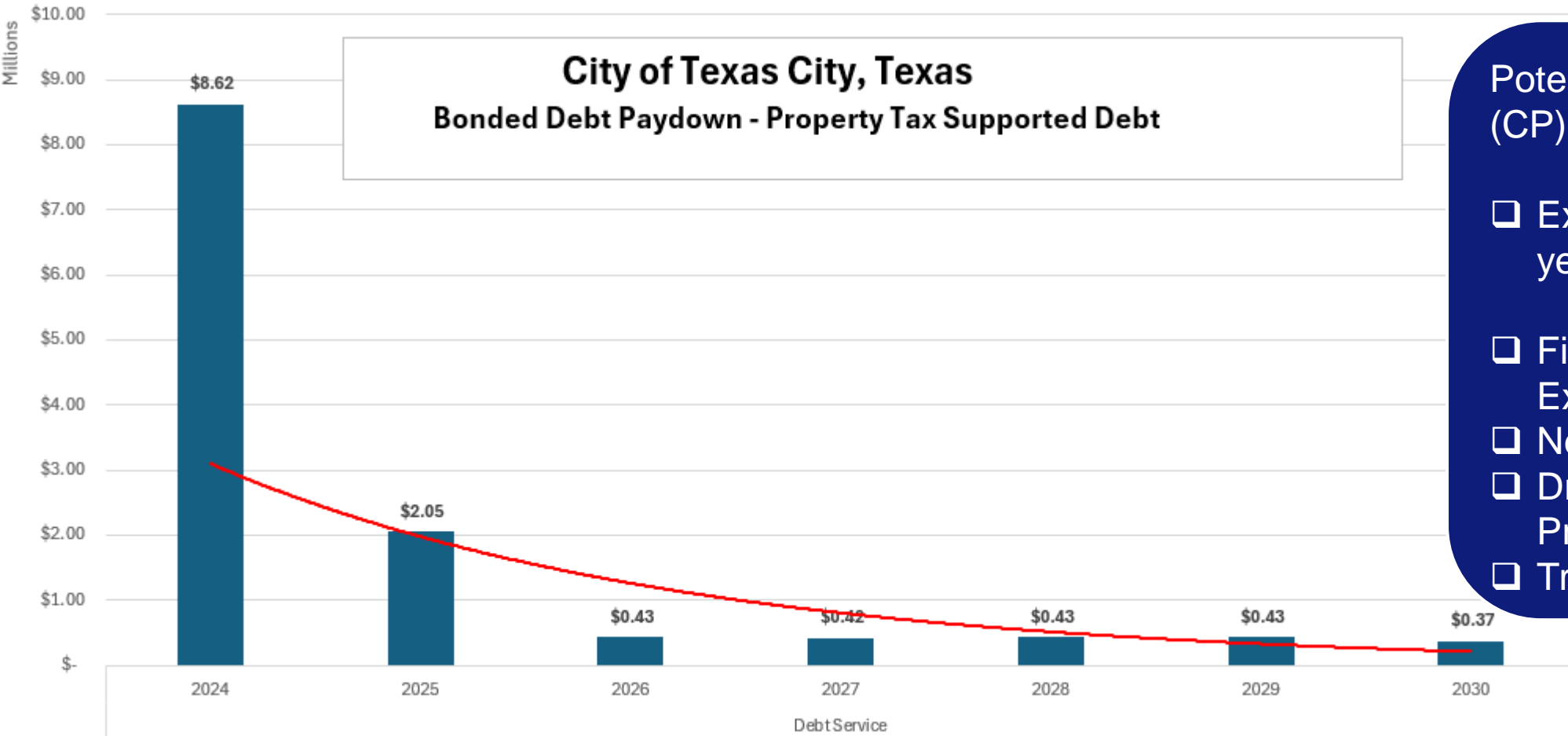
DEBT SERVICE FUND (301)



Bond	Principal	Interest	Total Pmt	Proposed New Bond
FY25				
Debt Service	\$ 1,940,000	\$ 106,225	\$ 2,046,225	\$ 6,200,000
S 2012	\$ 535,000	\$ 8,025	\$ 543,025	
S 2015	\$ 1,060,000	\$ 15,900	\$ 1,075,900	
S 2020	\$ 345,000	\$ 82,300	\$ 427,300	
Utility Fund	\$ 425,000	\$ 274,838	\$ 699,838	
S 2018	\$ 425,000	\$ 274,838	\$ 699,838	
Grand Total	\$ 2,365,000	\$ 381,063	\$ 2,746,063	\$ 6,200,000

- ### Key Highlights
- FY25 Debt Payment - \$2M
 - FY24 Paid off 2013 CO Bond - \$6.2M
 - Planning to New Bond for FY25 to keep Debt Rate Flat - \$.102650

DEBT SERVICE FUND (301)



- Potential Capital Projects (CP)
- Exploring CP with a 1-2 years completion
 - Fire Station 1 Admin Expansion
 - New Fire Station 5
 - Drainage Improvement Projects
 - Traffic Signal Upgrades

RELATED CORPORATIONS – TCEDC (801)



The Texas City Economic Development Corporation (TCEDC) is a non-profit corporation created for the purpose of promotion and development of new and expanding businesses within the City of Texas City. The TCEDC was established in April 1993 as a 4A Corporation, utilizing a ½ cent sales tax that was approved by the voters of Texas City.

EXP/REV	Sum of 2022 Actual		Sum of 2023 Actual		Sum of 2024		Sum of FY25 BUDGET REQUEST
	Sum of 2022 Actual	Sum of 2023 Actual	Revised Budget	Sum of 2024 Actual			
REVENUE	\$ (6,425,282)	\$ (8,581,963)	\$ (7,175,000)	\$ (4,414,779)	\$ (7,175,000)		
O&M BUDGET	\$ 2,442,985	\$ 2,871,635	\$ 11,839,967	\$ 1,769,833	\$ 3,684,467		
Grand Total	\$ (3,982,297)	\$ (5,710,328)	\$ 4,664,967	\$ (2,644,946)	\$ (3,490,533)		



QUESTIONS



Texas City
EST. 1911

APPENDIX

FY25 GF – PUBLIC WORKS



EXP/REV	Org	CATEGORY	Sum of 2022 Actual	Sum of 2023 Actual	Sum of 2024 Revised Budget	Sum of 2024 Actual	Sum of FY25 BUDGET REQUEST
[-] O&M BUDGE	[+] 101301	0.LABOR	\$ 5,767,768	\$ 5,670,265	\$ 5,989,759	\$ 4,589,877	\$ 5,989,759
		NON_LABOR	\$ 2,961,755	\$ 2,639,806	\$ 4,251,700	\$ 2,352,686	\$ 4,276,700
		101301 Total	\$ 8,729,523	\$ 8,310,071	\$ 10,241,459	\$ 6,942,562	\$ 10,266,459
	[+] 101302	0.LABOR	\$ 2,100,458	\$ 2,147,331	\$ 2,316,605	\$ 1,711,542	\$ 2,316,605
		NON_LABOR	\$ 3,657,591	\$ 3,963,414	\$ 4,586,512	\$ 2,771,948	\$ 4,785,712
		101302 Total	\$ 5,758,048	\$ 6,110,745	\$ 6,903,117	\$ 4,483,490	\$ 7,102,317
	[+] 101303	0.LABOR	\$ 347,627	\$ 350,699	\$ 341,658	\$ 290,358	\$ 341,658
		NON_LABOR	\$ 156,116	\$ 617,893	\$ 448,300	\$ 610,383	\$ 598,300
		101303 Total	\$ 503,743	\$ 968,592	\$ 789,958	\$ 900,741	\$ 939,958
O&M BUDGET Total			\$ 14,991,315	\$ 15,389,408	\$ 17,934,534	\$ 12,326,794	\$ 18,308,734
[+] NEW	[+] 101301	0.LABOR					\$ 70,800
		NON_LABOR	\$ -	\$ -	\$ -	\$ -	\$ 802,000
		101301 Total	\$ -	\$ -	\$ -	\$ -	\$ 872,800
NEW Total			\$ -	\$ -	\$ -	\$ -	\$ 872,800
Grand Total			\$ 14,991,315	\$ 15,389,408	\$ 17,934,534	\$ 12,326,794	\$ 19,181,534

New Request

Street and Bridge (301)

- GIS Position
- 2 Promotions
- Equip & Vehicle Replacement

FY25 GF – POLICE



EXP/REV	Org	CATEGORY	Sum of 2022 Actual	Sum of 2023 Actual	Sum of 2024 Revised Budget	Sum of 2024 Actual	Sum of FY25 BUDGET REQUEST
<input type="checkbox"/> O&M BUDGE	<input type="checkbox"/> 101201	0.LABOR	\$ 13,014,424	\$ 14,790,059	\$ 15,124,730	\$ 11,413,547	\$ 15,124,730
		NON_LABOR	\$ 2,823,662	\$ 2,248,129	\$ 2,826,863	\$ 2,283,434	\$ 3,641,742
		101201 Total	\$ 15,838,087	\$ 17,038,188	\$ 17,951,593	\$ 13,696,981	\$ 18,766,472
O&M BUDGET Total			\$ 15,838,087	\$ 17,038,188	\$ 17,951,593	\$ 13,696,981	\$ 18,766,472
<input type="checkbox"/> NEW	<input type="checkbox"/> 101201	0.LABOR					\$ 100,000
		NON_LABOR					\$ 959,341
		101201 Total					\$ 1,059,341
NEW Total							\$ 1,059,341
Grand Total			\$ 15,838,087	\$ 17,038,188	\$ 17,951,593	\$ 13,696,981	\$ 19,825,813

New Request

- 2 Crime Scene Techs (Salary Only) - \$100K
- Vehicle \$879K
 - 8 Ford Explorer Interceptors
 - 2 F-150
 - 1 Dodge Charger
 - 1 F-250
- Scales & 2 Drones - \$80K

FY25 GF – FIRE



EXP/REV	Org	CATEGORY	Sum of 2022 Actual	Sum of 2023 Actual	Sum of 2024 Revised Budget	Sum of 2024 Actual	Sum of FY25 BUDGET REQUEST
<input type="checkbox"/> O&M BUDGE	<input type="checkbox"/> 101202	0.LABOR	\$ 9,388,585	\$ 9,834,528	\$ 11,202,393	\$ 9,058,325	\$ 11,202,393
		NON_LABOR	\$ 1,189,128	\$ 3,016,918	\$ 2,111,750	\$ 1,429,883	\$ 1,953,750
	101202 Total		\$ 10,577,713	\$ 12,851,446	\$ 13,314,143	\$ 10,488,208	\$ 13,156,143
O&M BUDGET Total			\$ 10,577,713	\$ 12,851,446	\$ 13,314,143	\$ 10,488,208	\$ 13,156,143
<input type="checkbox"/> NEW	<input type="checkbox"/> 101202	0.LABOR	\$ -	\$ -	\$ -	\$ -	\$ -
		NON_LABOR	\$ -	\$ -	\$ -	\$ -	\$ 746,000
	101202 Total		\$ -	\$ -	\$ -	\$ -	\$ 746,000
NEW Total			\$ -	\$ -	\$ -	\$ -	\$ 746,000
Grand Total			\$ 10,577,713	\$ 12,851,446	\$ 13,314,143	\$ 10,488,208	\$ 13,902,143

New Request

Vehicle \$406K

FY25 GF – FIRE



EXP/REV	Org	CATEGORY	Sum of 2022 Actual	Sum of 2023 Actual	Sum of 2024 Revised Budget	Sum of 2024 Actual	Sum of FY25 BUDGET REQUEST
<input type="checkbox"/> O&M BUDGE	<input type="checkbox"/> 101202	0.LABOR	\$ 9,388,585	\$ 9,834,528	\$ 11,202,393	\$ 9,058,325	\$ 11,202,393
		NON_LABOR	\$ 1,189,128	\$ 3,016,918	\$ 2,111,750	\$ 1,429,883	\$ 1,953,750
		101202 Total	\$ 10,577,713	\$ 12,851,446	\$ 13,314,143	\$ 10,488,208	\$ 13,156,143
O&M BUDGET Total			\$ 10,577,713	\$ 12,851,446	\$ 13,314,143	\$ 10,488,208	\$ 13,156,143
<input type="checkbox"/> NEW	<input type="checkbox"/> 101202	0.LABOR	\$ -	\$ -	\$ -	\$ -	\$ -
		NON_LABOR	\$ -	\$ -	\$ -	\$ -	\$ 746,000
		101202 Total	\$ -	\$ -	\$ -	\$ -	\$ 746,000
NEW Total			\$ -	\$ -	\$ -	\$ -	\$ 746,000
Grand Total			\$ 10,577,713	\$ 12,851,446	\$ 13,314,143	\$ 10,488,208	\$ 13,902,143

New Request

- Code Enforcement Officer \$81K
- Rescue Vehicles/Equipment \$665K

FY25 GF – REC & TOURISM



EXP/REV	Org	CATEGORY	Sum of 2022 Actual	Sum of 2023 Actual	Sum of 2024 Revised Budget	Sum of 2024 Actual	BUDGET REQUEST
O&M BUDGET	101401	0.LABOR	\$ 4,831,161	\$ 4,928,293	\$ 5,607,911	\$ 3,837,083	\$ 5,607,911
		NON_LABOR	\$ 3,379,007	\$ 3,313,423	\$ 4,703,986	\$ 3,698,520	\$ 3,944,127
	101401 Total		\$ 8,210,168	\$ 8,241,716	\$ 10,311,897	\$ 7,535,603	\$ 9,552,038
	101403	0.LABOR	\$ 926,264	\$ 882,287	\$ 1,010,698	\$ 685,228	\$ 1,010,698
		NON_LABOR	\$ 532,696	\$ 598,795	\$ 687,996	\$ 238,292	\$ 691,650
	101403 Total		\$ 1,458,960	\$ 1,481,082	\$ 1,698,694	\$ 923,520	\$ 1,702,348
O&M BUDGET Total			\$ 9,669,128	\$ 9,722,798	\$ 12,010,591	\$ 8,459,123	\$ 11,254,386
NEW	101401	NON_LABOR	\$ -	\$ -	\$ -	\$ -	
	101401 Total		\$ -	\$ -	\$ -	\$ -	
	101403	NON_LABOR	\$ -	\$ -	\$ -	\$ -	\$ 472,310
	101403 Total		\$ -	\$ -	\$ -	\$ -	\$ 472,310
NEW Total			\$ -	\$ -	\$ -	\$ -	\$ 472,310
Grand Total			\$ 9,669,128	\$ 9,722,798	\$ 12,010,591	\$ 8,459,123	\$ 11,726,696

New Request

- Replace Golf Course Mowing Equipment - \$158K
- Replace Club Car Carryall Golf Cart - \$14K
- Replace Bridge on Golf Course - \$300K

FY25 GF – FINANCE



EXP/REV	Org	CATEGORY	Sum of 2022 Actual	Sum of 2023 Actual	Sum of 2024 Revised Budget	Sum of 2024 Actual	Sum of FY25 BUDGET REQUEST
O&M BUDGET	101101	0.LABOR	\$ 1,385,359	\$ 1,567,946	\$ 1,749,883	\$ 1,316,169	\$ 1,750,010
		NON_LABOR	\$ 4,238,038	\$ 4,612,273	\$ 4,681,800	\$ 4,421,660	\$ 5,486,200
	101101 Total		\$ 5,623,398	\$ 6,180,220	\$ 6,431,683	\$ 5,737,828	\$ 7,236,210
	101103	0.LABOR	\$ 107,762	\$ 83,665	\$ 91,344	\$ 46,838	\$ 91,344
		NON_LABOR	\$ 4,509	\$ 4,586	\$ 4,250	\$ 1,634	\$ 5,500
	101103 Total		\$ 112,272	\$ 88,252	\$ 95,594	\$ 48,472	\$ 96,844
	101105	0.LABOR	\$ 342,026	\$ 387,784	\$ 436,405	\$ 323,752	\$ 436,405
		NON_LABOR	\$ 1,236,285	\$ 1,469,473	\$ 1,262,200	\$ 1,111,671	\$ 662,500
	101105 Total		\$ 1,578,311	\$ 1,857,257	\$ 1,698,605	\$ 1,435,424	\$ 1,098,905
O&M BUDGET Total			\$ 7,313,980	\$ 8,125,728	\$ 8,225,882	\$ 7,221,724	\$ 8,431,959
NEW	101101	0.LABOR	\$ -	\$ -	\$ -	\$ -	\$ 200,000
		NON_LABOR	\$ -	\$ -	\$ -	\$ -	\$ 150,000
	101101 Total		\$ -	\$ -	\$ -	\$ -	\$ 350,000
NEW Total			\$ -	\$ -	\$ -	\$ -	\$ 350,000
Grand Total			\$ 7,313,980	\$ 8,125,728	\$ 8,225,882	\$ 7,221,724	\$ 8,781,959

New Request

- Budget Analyst
- Data Analyst
- Assessments / Training -\$150K

FY25 GF – MANAGEMENT SERVICES



EXP/REV	DEPT	Org	CATEGORY	Sum of 2022		Sum of 2023		Sum of 2024	Sum of 2024	Sum of FY25
				Actual	Actual	Revised Budget	Sum of 2024 Actual	BUDGET REQUEST		
<input type="checkbox"/> O&M BUDGET	<input type="checkbox"/> LEGAL	<input type="checkbox"/> 101102	0.LABOR	\$ 52,192	\$ 66,170	\$ 88,860	\$ 109,663	\$ 88,820		
			NON_LABOR	\$ 155,928	\$ 213,240	\$ 238,500	\$ 162,458	\$ 260,250		
	LEGAL Total			\$ 208,120	\$ 279,411	\$ 327,360	\$ 272,121	\$ 349,070		
	<input type="checkbox"/> MUNI COURT	<input type="checkbox"/> 101205	0.LABOR	\$ 683,611	\$ 728,554	\$ 763,977	\$ 568,246	\$ 781,014		
			NON_LABOR	\$ 333,233	\$ 378,121	\$ 380,650	\$ 230,307	\$ 380,650		
	MUNI COURT Total			\$ 1,016,843	\$ 1,106,675	\$ 1,144,627	\$ 798,553	\$ 1,161,664		
	<input type="checkbox"/> LIBRARY	<input type="checkbox"/> 101402	0.LABOR	\$ 860,409	\$ 1,003,796	\$ 1,173,375	\$ 830,328	\$ 1,198,931		
			NON_LABOR	\$ 544,279	\$ 450,509	\$ 598,000	\$ 343,301	\$ 628,000		
	LIBRARY Total			\$ 1,404,688	\$ 1,454,305	\$ 1,771,375	\$ 1,173,629	\$ 1,826,931		
	<input type="checkbox"/> MGMT SERVICES	<input type="checkbox"/> 101501	0.LABOR	\$ 173,511	\$ 235,931	\$ 241,593	\$ 198,829	\$ 241,593		
			NON_LABOR	\$ 255,128	\$ 293,952	\$ 333,788	\$ 217,360	\$ 330,788		
	MGMT SERVICES Total			\$ 428,639	\$ 529,884	\$ 575,381	\$ 416,189	\$ 572,381		
	<input type="checkbox"/> COMM DEVELOPM	<input type="checkbox"/> 101601	0.LABOR	\$ (304)	\$ 64,157	\$ 259,964	\$ 189,859	\$ 295,929		
			NON_LABOR	\$ 8,749	\$ 5,022	\$ 5,500	\$ 3,387	\$ 6,000		
	COMM DEVELOPMENT Total			\$ 8,445	\$ 69,179	\$ 265,464	\$ 193,246	\$ 301,929		
	<input type="checkbox"/> EMO	<input type="checkbox"/> 101206	0.LABOR	\$ 207,853	\$ 310,641	\$ 337,090	\$ 203,395	\$ 337,090		
			NON_LABOR	\$ 170,546	\$ 164,581	\$ 362,575	\$ 252,312	\$ 204,575		
	EMO Total			\$ 378,399	\$ 475,221	\$ 699,665	\$ 455,707	\$ 541,665		
O&M BUDGET Total				\$ 3,445,132	\$ 3,914,675	\$ 4,783,872	\$ 3,309,445	\$ 4,753,640		
<input type="checkbox"/> NEW	<input type="checkbox"/> MGMT SERVICES	<input type="checkbox"/> 101101	0.LABOR	\$ -	\$ -	\$ -	\$ -	\$ 195,000		
		<input type="checkbox"/> 101501	NON_LABOR					\$ 65,000		
	MGMT SERVICES Total			\$ -	\$ -	\$ -	\$ -	\$ 260,000		
NEW Total				\$ -	\$ -	\$ -	\$ -	\$ 260,000		
Grand Total				\$ 3,445,132	\$ 3,914,675	\$ 4,783,872	\$ 3,309,445	\$ 5,013,640		

New Request

3 Staff Positions - \$195K

Vehicle \$65K

FY25 GF – ENGINEERING



EXP/REV	Org	CATEGORY	Sum of 2024				Sum of FY25 BUDGET REQUEST
			Sum of 2023 Actual	Sum of 2022 Actual	Revised Budget	Sum of 2024 Actual	
O&M BUDGE	101104	O.LABOR	\$ 290,532	\$ 273,827	\$ 407,302	\$ 231,847	\$ 407,302
		NON_LABOR	\$ 264,629	\$ 285,218	\$ 816,526	\$ 256,809	\$ 816,526
	101104 Total		\$ 555,161	\$ 559,045	\$ 1,223,828	\$ 488,657	\$ 1,223,828
	101203	O.LABOR	\$ 599,241	\$ 701,106	\$ 712,791	\$ 562,654	\$ 743,045
		NON_LABOR	\$ 135,595	\$ 128,521	\$ 238,635	\$ 127,743	\$ 244,435
	101203 Total		\$ 734,836	\$ 829,627	\$ 951,426	\$ 690,397	\$ 987,480
O&M BUDGET Total			\$ 1,289,997	\$ 1,388,672	\$ 2,175,254	\$ 1,179,054	\$ 2,211,308
NEW	101104	O.LABOR	\$ -	\$ -	\$ -	\$ -	\$ 142,000
		NON_LABOR	\$ -	\$ -	\$ -	\$ -	\$ 435,000
	101104 Total		\$ -	\$ -	\$ -	\$ -	\$ 577,000
	101203	O.LABOR	\$ -	\$ -	\$ -	\$ -	\$ 80,100
		NON_LABOR	\$ -	\$ -	\$ -	\$ -	\$ 30,000
	101203 Total		\$ -	\$ -	\$ -	\$ -	\$ 110,100
NEW Total			\$ -	\$ -	\$ -	\$ -	\$ 687,100
Grand Total			\$ 1,289,997	\$ 1,388,672	\$ 2,175,254	\$ 1,179,054	\$ 2,898,408

New Requests:

PLANNING (104)

- 2 Positions (Salary Only) - \$142K
- Vehicle \$30K
- System Upgrades - \$230K

INSPECTIONS (203)

- Plans Examiner \$58K
- Position Reclass \$22K
- Vehicle \$30K