

Revisions to the Ozone NAAQS





Ozone NAAQS

- 1997 Ozone NAAQS:
 - 8-Hour Ozone: 0.08 ppm
- 2008 Revisions to the Ozone NAAQS:
 - 8-Hour Ozone: 0.075 ppm



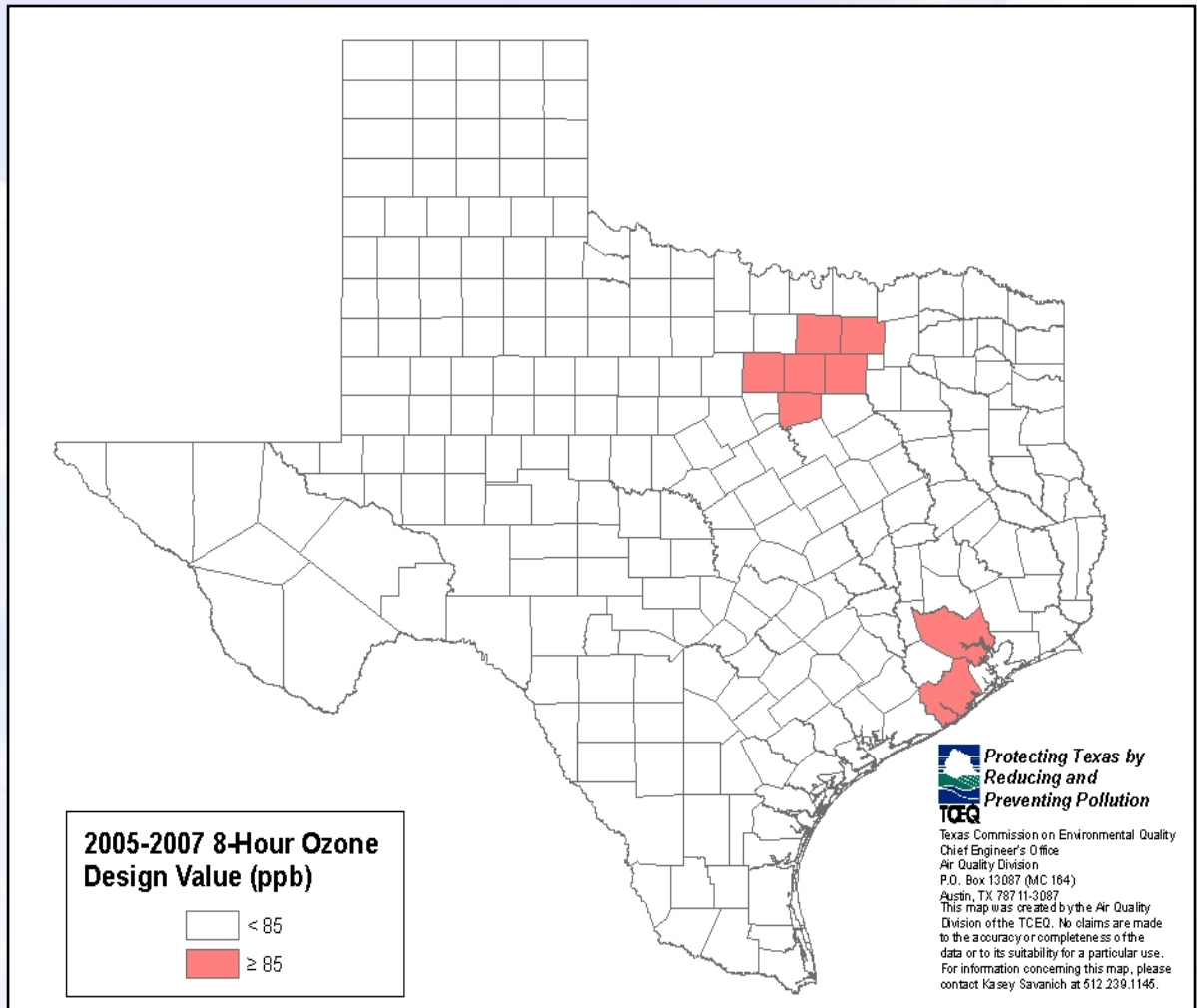
New Rounding Conventions

- Note that the 1997 8-hour ozone standard was reported to two decimal places.
 - 0.084 ppm → 0.08 ppm → **ATTAINMENT**
 - 0.085 ppm → 0.09 ppm → **NONATTAINMENT**
- The 2008 standard is reported to three decimal places so rounding is no longer necessary. (Anything past three decimal places is still truncated)
- Example - For the 2008 standard of 0.075 ppm:
 - 0.075 ppm → **ATTAINMENT**
 - 0.076 ppm → **NONATTAINMENT**



Counties Monitoring Over the 1997 Ozone Standard of 0.08 ppm

Region	County	2007 8-Hr Ozone DV (ppb)*
HGB	HARRIS	96
HGB	BRAZORIA	91
DFW	TARRANT	95
DFW	DENTON	94
DFW	PARKER	91
DFW	COLLIN	88
DFW	DALLAS	86
DFW	JOHNSON	85

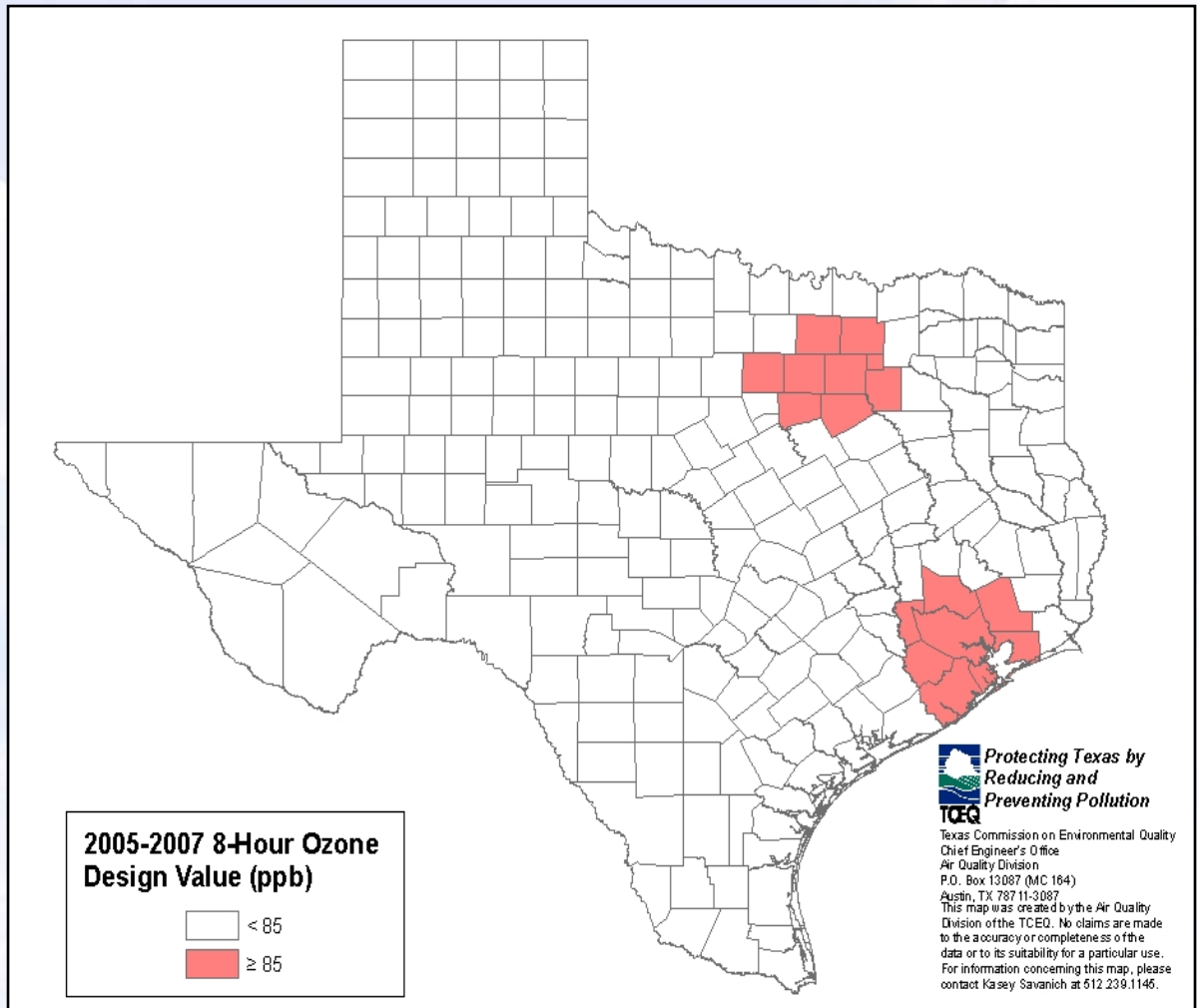


*2007 design values based on average of 2005 to 2007 data. To exceed the old ozone standard the design value must be greater than or equal to 85 ppb.



Areas Monitoring Over the 1997 Ozone Standard of 0.08 ppm

Region	2007 8-Hr Ozone DV (ppb)*
HGB	96
DFW	95

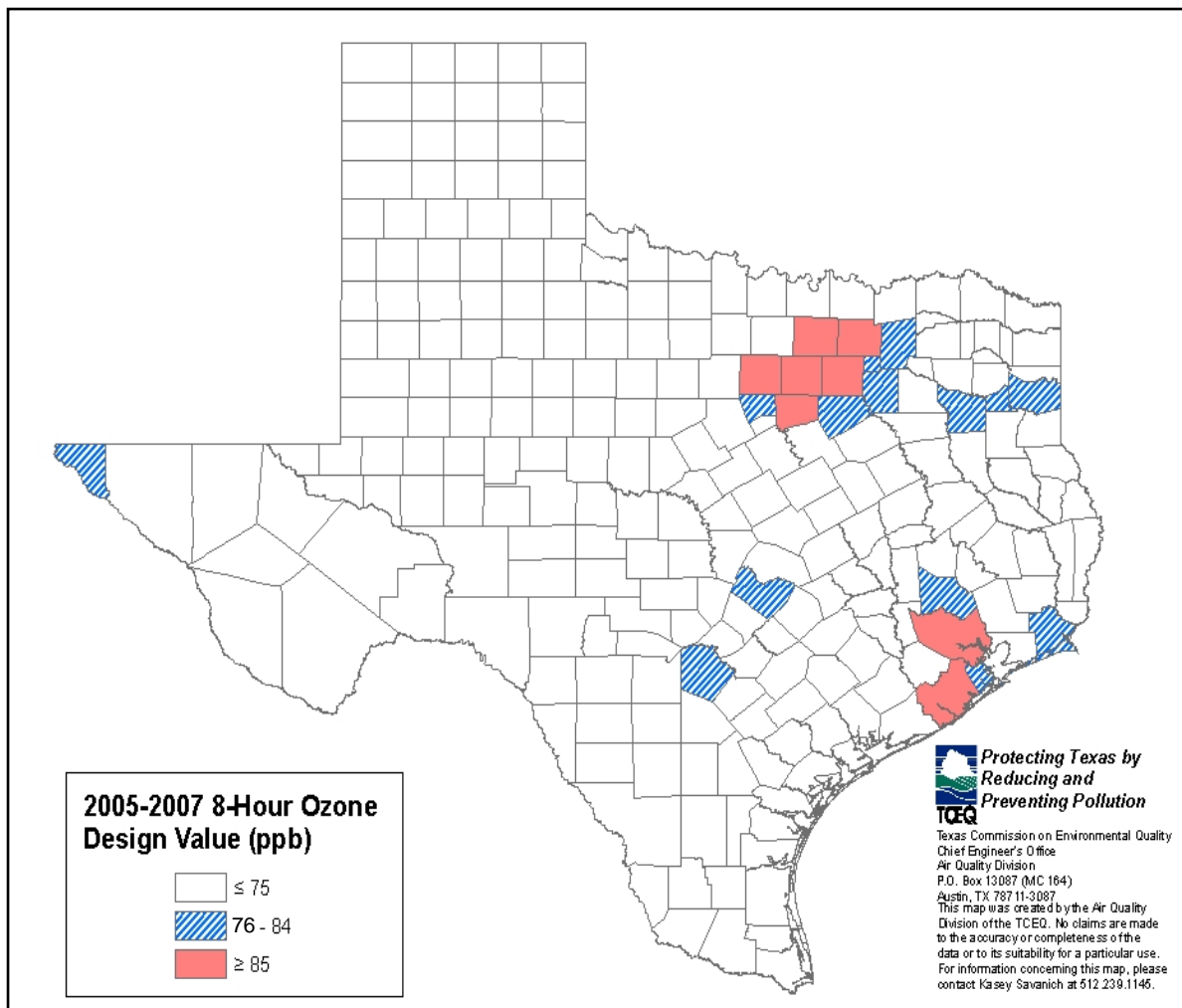


*2007 design values based on average of 2005 to 2007 data. To exceed the old ozone standard the design value must be greater than or equal to 85 ppb.



Counties Monitoring Over 2008 Ozone Standard of 0.075 ppm

Region	County	2007 8-Hr Ozone DV (ppb)*
HGB	HARRIS	96
HGB	BRAZORIA	91
HGB	GALVESTON	84
HGB	MONTGOMERY	84
DFW	TARRANT	95
DFW	DENTON	94
DFW	PARKER	91
DFW	COLLIN	88
DFW	DALLAS	86
DFW	JOHNSON	85
DFW	HOOD	84
DFW	ROCKWALL	78
DFW	ELLIS	78
DFW	HUNT	76
DFW	KAUFMAN	76
TLM	GREGG	84
TLM	SMITH	80
TLM	HARRISON	77
BPA	JEFFERSON	83
SAN	BEXAR	82
AUS	TRAVIS	80
ELP	EL PASO	79

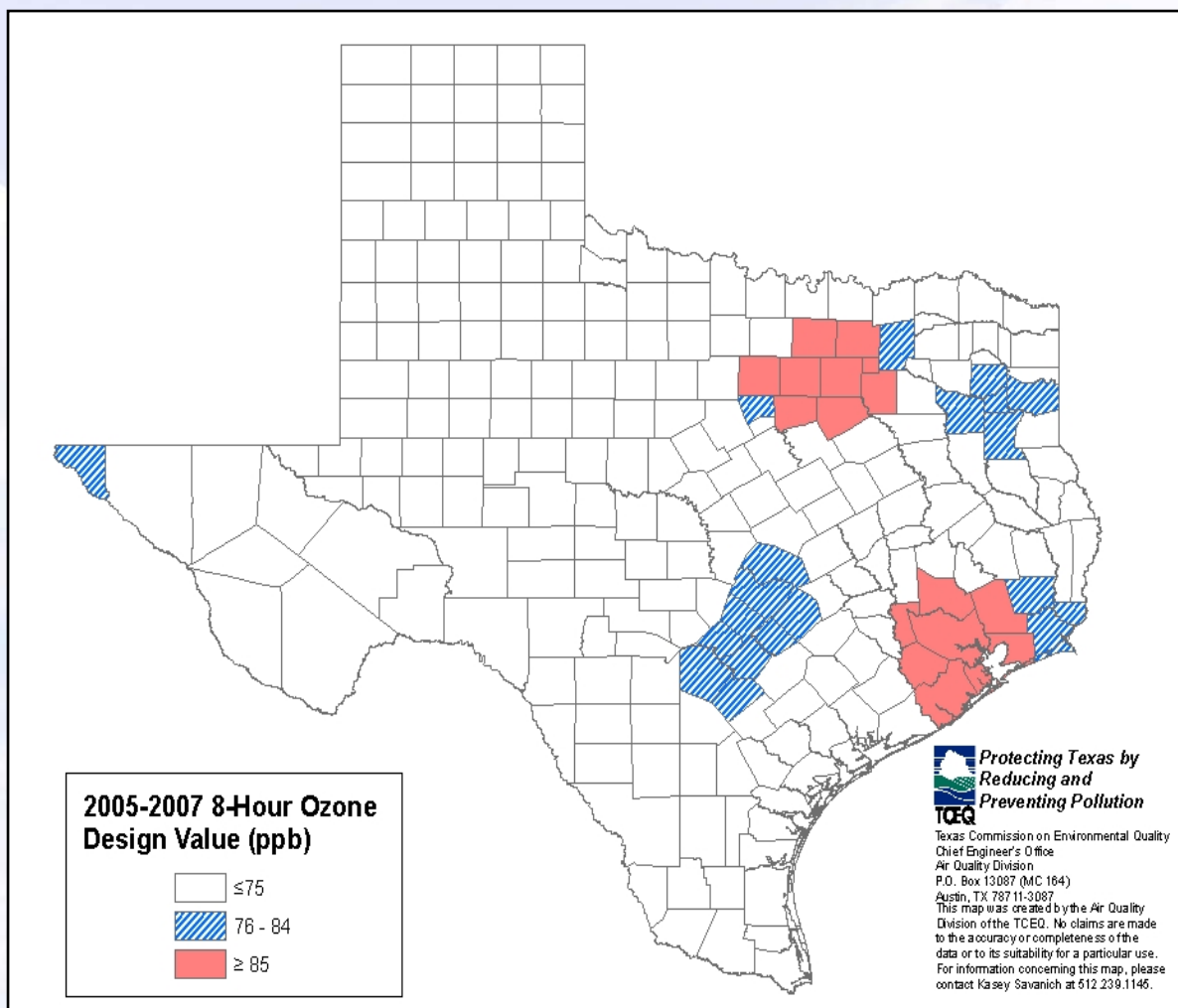


*2007 design values based on average of 2005 to 2007 data. To exceed the revised standard the design value must be greater than or equal to 76 ppb.



Areas Monitoring Over 2008 Ozone Standard of 0.075 ppm

Region	2007 8-Hr Ozone DV (ppb)*
HGB	96
DFW	95
DFW (Hood County)	84
DFW (Hunt County)	76
TLM	84
BPA	83
SAN	82
AUS	80
ELP	79



*2007 design values based on average of 2005 to 2007 data. To exceed the revised standard the design value must be greater than or equal to 76 ppb.

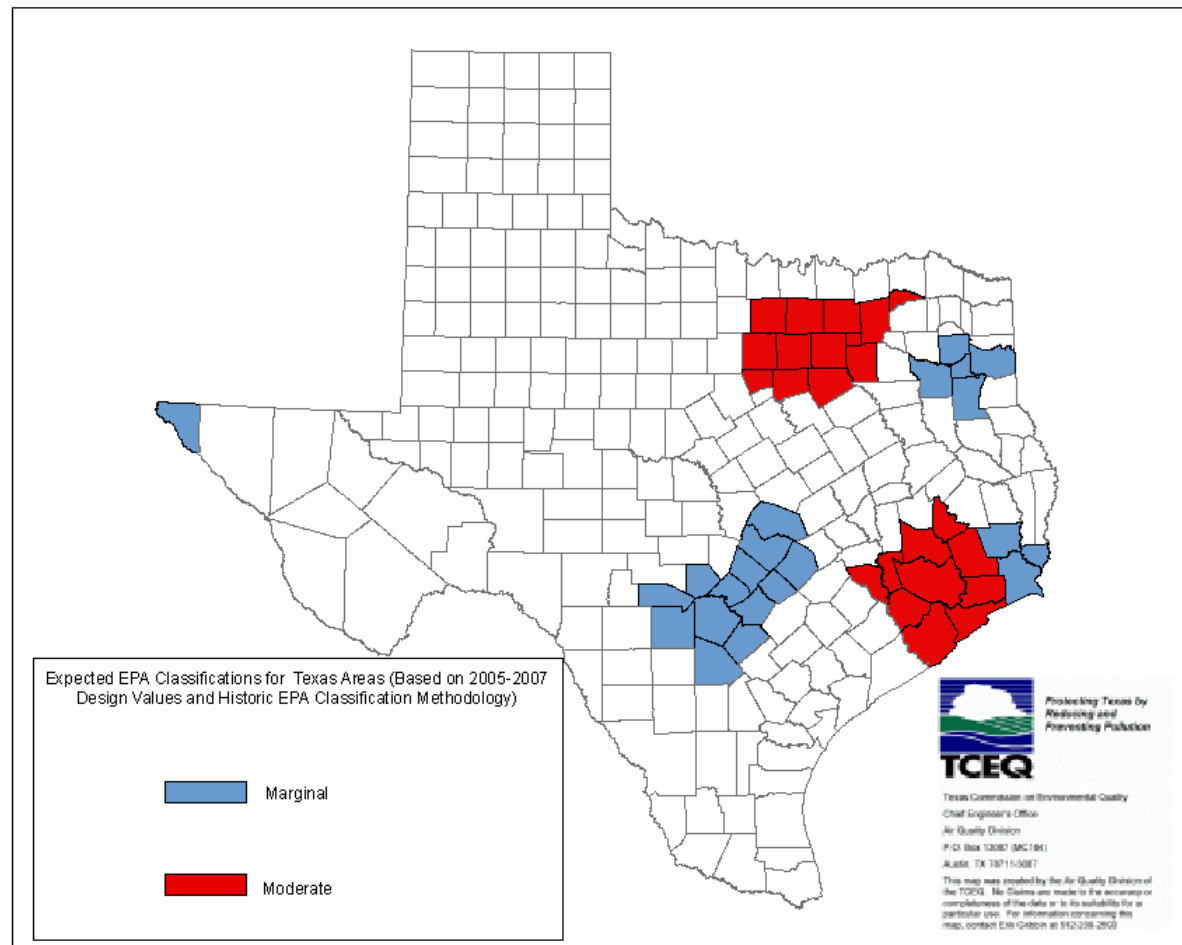


Projected Classification Ranges For The 2008 O₃ Standard

Classification	From	Up To (But Not Including)
Marginal	0.076	0.086
Moderate	0.086	0.100
Serious	0.100	0.113
Severe – 15	0.113	0.119
Severe – 17	0.119	0.175
Extreme	0.175	And Above



Possible Nonattainment Classifications Based on 2005-2007 Design Values (Using Current MSAs)





Conclusion – Counties Over the Standard

- At 0.08 ppm (1997 Standard):
 - 8 counties had design values over the 1997 standard:
 - Harris, Brazoria, Tarrant, Denton, Parker, Collin, Dallas, and Johnson
- At 0.075 ppm (2008 Standard):
 - 14 additional counties have design values over the new standard:
 - Galveston, Montgomery, Hood, Rockwall, Ellis, Hunt, Kaufman, Gregg, Smith, Harrison, Jefferson, Bexar, Travis, and El Paso
- A total of 22 counties monitor over the standard of 0.075 ppm



Conclusion – Areas Over the Standard

- At 0.08 ppm (1997 Standard):
 - 2 areas have design values over the 1997 standard.
 - HGB
 - DFW
- At 0.075 ppm:
 - 5 additional areas have design values over the new standard.
 - TLM
 - BPA
 - SAN
 - AUS
 - ELP
- A total of 7 areas monitor over the standard of 0.075 ppm



Conclusion – Expected Classifications

For the 2008 Ozone Standard:

- Nonattainment Areas ***may*** include larger MSA's than previously used.
- Moderate
 - 2 areas are expected to be classified as moderate.
 - HGB
 - DFW
- Marginal
 - 5 areas are expected to be classified as marginal.
 - TLM
 - BPA
 - SAN
 - AUS
 - ELP



Eleven Factors

1. Emissions and air quality in adjacent areas
2. Population density and degree of urbanizations
3. Monitoring data
4. Location of emission sources
5. Traffic and commuting patterns
6. Expected Growth
7. Meteorology
8. Geography/Topography
9. Jurisdictional boundaries
10. Level of emissions control
11. Regional emissions reductions



2008 Ozone Standard Key Dates

March 12, 2008	EPA Administrator signed a revision to the eight-hour ozone standard
March 27, 2008	Standard published in the Federal Register
May 27, 2008	Effective date of the 2008 standard
July 2008	TCEQ hosts public meetings in applicable areas
September 5, 2008	Comments due to TCEQ staff*
October 31, 2008	Tentative date for Commissioner Work Session (October 22 backup available to the public)
March 12, 2009	State recommendation due to EPA on boundaries and designations
March 12, 2010	EPA makes final designations and classification
Approximately 2013	Attainment demonstration SIPs due to EPA
2013 - 2030	Attainment dates, depending on severity of problem

*Send comments by close-of-business September 5, 2008 to:

Margie McAllister
Air Quality Division
Texas Commission on Environmental Quality
Post Office Box 13087, MC-164
Austin, Texas 78711-3087
mmcallis@tceq.state.tx.us