

WILLIAMSON COUNTY BID FORM

HAZARDOUS MATERIALS RESPONSE UNIT TRAILER
BID NUMBER: 10WC806

NAME OF BIDDER: R.A. Adams Enterprises, Inc.

Mailing Address: 2600 W. IL Rte 120

City: McHenry State: IL Zip: 60051

Email Address: info@raadams.com

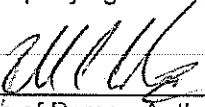
Telephone: (815) 385-2600 Fax: (815) 385-6684

Mobile Phone: (815) 703-8000

TOTAL BID AMOUNT (To include all costs: trailer options, travel, delivery, etc)

\$ 37,975.62

The undersigned, by his/her signature, represents that he/she is authorized to bind the bidder to fully comply with the terms and conditions of the attached Request for Bid, Specifications, and Special Provisions for the amount(s) shown on the accompanying bid sheet(s). By signing below, you have read the entire document and agreed to the terms therein.

 Date of Bid: 4-16-2010
Signature of Person Authorized to Sign Bid

Printed Name and Title of Signer: Richard A. Adams II , VP

DO NOT SIGN OR SUBMIT WITHOUT READING ENTIRE DOCUMENT

THIS FORM MUST BE COMPLETED, SIGNED, AND RETURNED WITH BID

BID SPECIFICATIONS FOR ONE (1) NEW AND LATEST MODEL 36' GOOSENECK TRAILER CONFIGURED AS A HAZ-MAT RESPONSE UNIT

GENERAL: These specifications shall describe a 36' gooseneck trailer, construction design features and interior design to facilitate the needs to respond to Hazardous Materials (Haz-Mat) emergency calls. Unit proposed shall meet or exceed these specifications. **All exceptions to these specifications shall be listed and attached to the bid.** Please mark Y (yes) if unit is compliant or N (no) if not. **Bidder shall furnish the current published specifications of the unit proposed and a current product brochure.**

SPECIFICATIONS:

1. ~~Y~~~~X~~N__ Van type gooseneck trailer with and overall length of 36' and 93" $\frac{1}{4}$ " body width (Example is a Wells Cargo CVGT3627 CompacVan with tapered nose)
2. ~~Y~~~~X~~N__ Van type gooseneck trailer with tapered nose and the dimensions shall be; overall length of 36' width of 8' and height of 9'2". Interior length; lower deck 27'11" upper deck 105 $\frac{9}{16}$ ", interior height; lower deck 7' upper deck 38", interior width; 7'6", platform height; 25", rear door; width 85 $\frac{3}{4}$ " height 75". Tapered nose shall be 54" at the front and become the full width of 93 $\frac{1}{4}$ " 65" back from the nose.
3. ~~Y~~~~X~~N__ The trailer shall have a 20,000# GVWR.
4. ~~Y~~~~X~~N__ Heavy duty anodized aluminum lower body extrusion at the bottom of the exterior walls on road and curb side of trailer.
5. ~~Y~~~~X~~N__ One pair heavy duty rear corner post jacks – 3000lb static load capacity. Drop leg style approx 2" square tube with rectangular foot.
6. ~~Y~~~~X~~N__ Recessed step at curb side door. (11 $\frac{1}{2}$ " D x 6 $\frac{1}{4}$ " H x 36" L)
7. ~~Y~~~~X~~N__ 2 $\frac{5}{16}$ " 25,000lb capacity adjustable height ball coupler hitch
8. ~~Y~~~~X~~N__ Tandem 2-speed 24,000lb capacity manual drop leg landing gear assembly
9. ~~Y~~~~X~~N__ 8" x 3" x $\frac{3}{16}$ " rectangular steel tube main rails with equal height 'C' section 12ga cross members with square outriggers on 24" centers. Install 8" high steel side plates. Construction shall include vinyl electrolytic barrier between lower steel body and aluminum exterior.
10. ~~Y~~~~X~~N__ Two 8000lb 102" wide, 22.5 degree up Torflex Axles with 12 $\frac{1}{4}$ " x 3 $\frac{3}{8}$ " with self adjusting electric brakes, E/Z lube, and 8-bolt on 6.5 hubs and drums with weather resistant wiring package
11. ~~Y~~~~X~~N__ Four LT215/75R17.5 load range 'H' radial tire mounted on a 8-bolt silver conventional wheel.
12. ~~Y~~~~X~~N__ Chassis fully undercoated with CPC (corrosion preventative compound) Note: Trailer frame shall be hot phosphate washed before painting and undercoating.
13. ~~Y~~~~X~~N__ Vertical wall post shall be on 16" centers the full length of the trailer. The rear approx 28' with the inside height of 7' the vertical post shall be 78 $\frac{3}{4}$ ". Heavy duty 12-gauge radius steel corner post at all four corners for maximum strength.
14. ~~Y~~~~X~~N__ 30 gallon diesel fuel tank mounted under floor just ahead of forward axle with fuel fill mounted on road side exterior wall with aluminum cast lockable fuel door. Tank shall include a fuel booster pump to supply fuel to generator at gooseneck.
15. ~~Y~~~~X~~N__ Generator compartment shall be in goose neck portion of trailer. The compartment shall have a locking vented door. The Generator specified has a bottom air inlet and outlet configuration. The cabinet enclosure shall allow for air-flow to cool the generator. The dimensions are 57 $\frac{7}{8}$ " long 36 $\frac{1}{4}$ " high and 29 $\frac{7}{8}$ " deep.
16. ~~Y~~~~X~~N__ One 36" wide single side entry door, aluminum RH hinge, rotary style flush lock latching mechanism for extra smooth operation. Door installed curbside wall to start 36" back from step-up wall, door opening: 36" W x 80" H and shall include a recessed step.
17. ~~Y~~~~X~~N__ Swing down rear ramp door with spring assist and aluminum anti-rack cam bar lock with stainless steel hasp. Door opening shall be; 85 $\frac{3}{4}$ " W x 75" H. Door capacity 6500 lbs evenly distributed over entire door.
18. ~~Y~~~~X~~N__ Install strip curtain at rear door. Curtain shall be full width and height of door opening, $\frac{1}{8}$ " in thickness and cut in 12" wide strips.
19. ~~Y~~~~X~~N__ An 80 $\frac{1}{8}$ " wide x 12 $\frac{1}{2}$ " long extruded aluminum ramp extension with 2400lb rated capacity.
20. ~~Y~~~~X~~N__ Flip down aluminum diamond tread plate gap filler at ramp door allowing for a smooth transition from trailer floor to ramp door.
21. ~~Y~~~~X~~N__ 36 Linear feet $\frac{3}{4}$ " exterior grade plywood floor, exterior surface undercoated interior surface painted gray, fastened with $\frac{1}{4}$ " -20 x 1 $\frac{1}{2}$ " torx floor screws.

22. Y ~~X~~ N 3/8" plywood interior sidewall liner glued and screwed to vertical post
23. Y ~~X~~ N Interior sidewall shall have white vinyl covering on the 3/8" plywood.
24. Y ~~X~~ N 36 linear feet 1" fiberglass sidewall insulation, R5 value
25. Y ~~X~~ N Total of 20' of "E" track starting at the rear of the trailer on the side walls extending forward for 10' on each side parallel to the floor 36" high.
26. Y ~~X~~ N 36 linear feet full width ceiling lined with 1/4" white vinyl covered plywood contoured to roof radius (includes lining end caps)
27. Y ~~X~~ N 36 linear feet 1" ceiling insulation
28. Y ~~X~~ N 24 Square feet white 3/4" laminated permanent inside counter – L shaped in 6ft area behind step up wall, 20" deep along roadside, 24" deep across step – up wall securely mounted to vertical post. Provide a total of five 3" cutouts with liners evenly spaced with 3 at step up wall and 2 at road side wall of the counter top.
29. Y ~~X~~ N Full width partition wall on 16" centers complete with pocket door installed 6' back from step up wall.
30. Y ~~X~~ N 18" high x 18" deep x 72" long 3/4" white laminated plywood overhead cabinet with 3 doors on roadside wall. Start at rear of step-up wall and go to the partition wall and securely mounted to vertical wall post.
31. Y ~~X~~ N Full width insulated partition wall with 2 – 24" doors at step-up wall with a positive latching system. Doors shall be 3/4" white laminated plywood with a positive latch (Latch shall match the overhead cabinet door latches). Partition wall shall be framed with 2"x2" on 24" centers and covered with white vinyl to match other interior walls.
32. Y ~~X~~ N Starting at partition wall on curb side one 144" long x 20" high x 26" deep white 3/4" laminated seat/storage divided into 36" long sections secured to vertical post with 4" white vinyl cushions on top hinged so that each 36" section could be lifted individually.
33. Y ~~X~~ N Four 12-volt dome lights with optic lens evenly space down the center line of interior ceiling.
34. Y ~~X~~ N Two 3-way interior wall switches for 12-volt electric, one at curb side door and the other at rear door, curb side and both 4' high from the floor.
35. Y ~~X~~ N One battery box assembly to be located under gooseneck at exterior side of step up wall. Box shall consist of a 100-amp hour deep cycle battery, vented battery box, 6 circuit fuse panel & 30-amp PC30 power source with 120-volt receptacle.
36. Y ~~X~~ N One 50-amp IOTA Engineering automatic transfer switch wired to generator and 50-amp Square D16 circuit service panel, to be located road side at step-up wall.
37. Y ~~X~~ N One 50-amp 120/240-volt Square D16 circuit service panel with 50-amp main breaker wired to transfer switch at step up wall on road side wall.
38. Y ~~X~~ N Six 15-amp, 120 volt duplex receptacles. Three evenly space under L-shaped counter top two at step-up wall and one at road side wall. Three on road side wall evenly spaced from rear door to partition wall.
39. Y ~~X~~ N Six 12-volt stub wire in bell boxes for customer installed strobe lights (receptacle not included). Locations are as follows; one on each side of tapered nose, as high as possible and equally spaced considering the generator door. One on each side of trailer as high as possible centered. At the rear of trailer there shall be two, one on each side of ramp door.
40. Y ~~X~~ N 2 exterior 15-amp 120 volt GFI duplex receptacle (weather proof) flush mounted to be located one on each side of trailer, just forward of the fender.
41. Y ~~X~~ N Two interior 3-way wall switches for 120-volt electric lights. One located at curbside door and the other at the rear door, curb side also both 4' high from floor.
42. Y ~~X~~ N Three 4ft double fluorescent light fixture with diffuser cover (tubes shall be included) evenly spaced down the center line or the interior ceiling.
43. Y ~~X~~ N One 50-amp twist – lock motor base power inlet at step up wall at road side wall and include 25ft 50-amp shore line cord.
44. Y ~~X~~ N Dometic analog wall mount thermostat for A/C with heat. The thermostat shall be located on curb side wall just past the partition wall in rear of trailer to control the rear A/C with the heat strip allowing the A/C Heater to cycle in the energy saving mode.
45. Y ~~X~~ N 120 volt, 15000 BTU Dometic Duro-Therm roof mounted air conditioner mounted in the forward work area. Temperature and fan speed controls shall be located on unit.
46. Y ~~X~~ N 120 volt, 15,000 BTU Dometic Duro-Therm roof mounted air conditioner with 5600 BTU heat strip located in the rear work section of trailer controlled by thermostat listed in item #44.

47. ~~Y~~~~X~~N__36 linear feet of .030 prefinished white smooth exterior aluminum installed vertically with non-corrosive mechanical fasteners. .080 Extruded anodized aluminum roof cove with formed drip rail to provide solid anchor for the attachment of 30 gauge roof sheet which adds structural strength.
48. ~~Y~~~~X~~N__Two L.E.D. wraparound tail light with integrated side rear marker light.
49. ~~Y~~~~X~~N__L.E.D. safety light package – shall consist of L.E.D. clearance lights in place of standard clearance lights. Clearance lights on rear roof cap used as high profile brake lights and side mounted clearance lights used as turn indicators.
50. ~~Y~~~~X~~N__S.A.E. color coded 12-volt electrical system, D.O.T. required exterior lighting package. All 12-volt wiring shall run through tubular main rail and distributed from junction boxes at front and rear of unit.
51. ~~Y~~~~X~~N__D.O.T. 'A' frame mounted 22-amp hour UI series battery, breakaway switch, aluminum mounting bracket, cover, battery "charge" indicator, and diode isolation. Battery acid included.
52. ~~Y~~~~X~~N__One 12-volt electrical pigtail wired to front junction box with molded seven way truck connector.
53. ~~Y~~~~X~~N__Spare tire & wheel – LT215/75R17.5 Load Range "H" Radial tire on a 8-bolt hole silver conventional wheel.
54. ~~Y~~~~X~~N__Exterior 8-bolt spare tire carrier/bracket
55. ~~Y~~~~X~~N__D.O.T. required conspicuity tape installed on both sides and rear of trailer.
56. ~~Y~~~~X~~N__One 10.0KW Onan Commercial Quiet Diesel Generator package – 110-volt with 25ft remote harness – 2 year warranty. Package shall include steel-lined generator compartment, remote start with hour meter, (30 gallon steel fuel, see line 14), fuel gauge, exterior generator door, 100-amp deep cycle battery mounted inside compartment, charging system and a carbon monoxide detector located in trailer.
57. ~~Y~~~~X~~N__Generator exhaust shall run up on the right side of the Generator access door to the roof line of the trailer with rain cap. The exhaust pipe shall be installed in a manner that does not cause damage to the exterior surface of the trailer. Warnings of personal injury from exhaust pipe heat shall be included. **The intent of this specification request is to safeguard the employees from exhaust fumes and burns, exact design may be dictated by generator manufacturer.**

NOTICE TO BIDDERS:

A detailed set of drawings shall be provided with the bid

There shall be a pre-build meeting to verify all items and their locations.

There shall be a pre-delivery walkthrough inspection before delivery will be accepted. Any out of town (greater than 50 miles from Georgetown, Texas) or state travel cost incurred by Williamson County for the pre-delivery inspection shall be at the expense of the bidder and be included in this bid.

LITERATURE:

Successful bidder shall provide (two sets) of operation and maintenance guide, parts book and service manual for trailer and equipment furnished.

WARRANTY:

State warranties for the different items, components and trailer.

~~Y~~~~X~~N__Trailer warranty shall be for a minimum period of six (6) years starting from the date of delivery and shall cover defects in material and workmanship. The following items shall be covered for one (1) year; jack rams, electrical wiring, glass, sealants, doors, seals, locks, paint, plumbing, couplers and jacks.

~~Y~~~~X~~N__Generator set shall have a minimum of a two (2) years or 2,000 hour full-coverage warranty.

~~Y~~~~X~~N__Roof mounted AC units shall have a minimum of a one (1) year warranty.

List warranty terms and conditions on the trailer quoted

List warranty terms and conditions on generator set quoted.

List warranty terms and conditions on roof mounted AC units quoted.

DESTINATION:

Trailer shall be delivered to Williamson County at 3151 SE Inner Loop, Georgetown, Texas 78626, completely assembled with all items tested and ready to be put into service.



TRAILERS • HITCHES • TRUCK EQUIPMENT
2600 WEST ROUTE 120 McHENRY, ILLINOIS 60051-4563
(815) 385-2600 FAX (815) 385-6684
www.raadams.com

PAST PERFORMANCE INFORMATION

TRAVIS AIR FORCE BASE 60/CONS/LGCB
350 HAGNER AVE.
TRAVIS AFB CA. 84535

DELIVERED A 7 X 12 WELLS CARGO FOR RADIO COMMUNICATIONS PRICE:\$17,964.00
CONTRACT# FA4427-09-P-0078 CONTACT: SSGT BARKER, JASON PHONE: 707-424-5342
E-MAIL: jason.s.barker@travis.af.mil

DEPT. AIRFORCE
1 SOCONS
350 TULLY ST.
HURLBURT FIELD FL. 32544

DELIVERED A 7 X 12 WELLS CARGO PRICE: \$ 19,213.05
CONTRACT# FA4417-08-P-0387 CONTACT: NICALUS ABNER PHONE: 850-884-1266
E-MAIL: nicalus.abner@hurlburt.af.mil

USDA APHIS MRPBS
ASD PROCUREMENT BRANCH
BUTLER SQUARE, 5TH FLOOR
100 N. 6TH STREET
MINNEAPOLIS MN. 55403

DELIVERED (3) 8 X 16 WELLS CARGO TRAILERS AS MOBILE LABS PRICE: \$72,691.00
ORDER# AG-6395-P-07-1271 CONTACT: JOANNE MANN, PHONE: 612-336-3224
E-MAIL:

NASA/ JOHNSON SPACE CENTER
2101 NASA PARKWAY
HOUSTON TX. 77058

DELIVERED A 8 X 24 WELLSC ARGO TO BE USED AS A CLASS ROOM PRICE: \$21,316.00
ORDER #NNJ07JB79P CONTACT NAME: KIRBY CONDRON/BJ4 PHONE:281-483-4193
E-MAIL:



WILLIAMSON COUNTY CONFLICT OF INTEREST STATEMENT

I hereby acknowledge that I am aware of the Local Government Code of the State of Texas, Section 176.006 regarding conflicts of interest and will abide by all provisions as required by Texas law.

Printed name of person submitting form:

Richard A. Adams II

Name of Company:

R.A. Adams Enterprises, Inc.

Date:

4-16-2010

Signature of person submitting form:

A handwritten signature in dark ink, appearing to read "Richard A. Adams II", is written over a horizontal line.

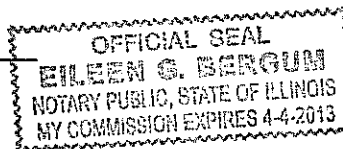
Notarized:

Sworn and subscribed before me

by: Eileen G. Bergum

on 4-16-2010


(date)



Commercial generator set

Quiet Diesel™ Series

QD 10000



Cummins Onan

Performance you rely on.™



Features and benefits

- Computer-controlled constant speed operation
- Unique sound-controlled housing encloses cooling system and muffler - simplifies installation
- Three-point, fully focalized internal mounting system reduces vibration
- Self-diagnostic capabilities simplify troubleshooting
- Service and maintenance points accessible through easy-latch side service door
- Convenient, top-mounted switches and coolant level check/fills
- Automatic glow plug eliminates preheat time uncertainty

Weight, size and sound level

Weight: 816 lb (370.1 kg) wet

Size: Length 41.5 in (1053.6 mm), width 24.5 in (621.1 mm), height 27 in (685.8 mm)

Sound: 68 dB(A) at 10 ft (3 m), before installation, full load

Models and ratings

Model	Fan	Hz	Watts	Voltage	Amps	PF	Phase	Circuit breaker
10.0 HDKCC42345	Internal	60	10000	120/240	83.3/41.7	1.0	1	(1) 2 pole 45 A
10.0 HDKCC4512*	Internal	60	10000	120/240	83.3/41.7	1.0	1	(1) 2 pole 45 A

- All 60 Hz models operate at 1800 r/min.

- Ratings apply up to 500 ft (152.4 m) altitude, 85 °F (29 °C) ambient* with No. 2 diesel fuel.

- Maximum power capability decreases 3.5% for each 1000 ft (305 m) above 500 ft (152.4 m) and 1% for each 10 °F (5.5 °C) increase in ambient* temperature above 85 °F (29 °C).

- Ratings are at intermittent power output. Continuous ratings are 95% of intermittent.

* Ambient is defined as the air temperature measured at the cooling air inlet to the set.

* Export Packaging

Cummins®, Onan®, the "C" logo, Performance you rely on.™ and Quiet Diesel™ are Servicemarks trademarks and/or registered trademarks of Cummins Inc.

Specifications subject to change without notice

©2008 Cummins Power Generation. All Rights Reserved.

A-1473b (5/08)

Standard features

- 3-cylinder diesel engine
- Brush type AC alternator
- Digital voltage regulation
- Bottom air inlet and outlet configuration
- Integral enclosed muffler with stationary exhaust pipe connection point
- USDA approved spark arresting muffler
- Internal radiator
- Sound attenuated housing
- Intake silencer
- Heavy duty air cleaner
- Maintenance free electronic governor
- Regulated-voltage 15 A battery charging
- Hour meter
- Waterproof connector for remote operation
- Focalized mounting system with 3-point vibration isolation
- Over voltage, low oil pressure, over temp, over speed, overload and AC alternator over temp safeties
- Bulkhead type connections for fuel and battery
- Terminal block connection for AC output
- Electric fuel pump
- Fuel filter
- Full flow oil filter
- Service and maintenance from side service door
- Automatic timed glow plugs for quick easy start
- Instant one touch stop

Typical fuel consumption

No. 2 diesel fuel, Gal/hr (L/hr)	No load	Half load	Full load
10.0 HDKCC	0.11 (0.4)	0.43 (1.63)	1.01 (3.8)

Engine details

Model: Kubota D1703-M
Design: 4-cycle, liquid-cooled diesel engine
Cylinders: 3, inline vertical
Bore: 3.43 in (87 mm)
Stroke: 3.64 in (92.4 mm)
Displacement: 100.5 in³ (1647 cm³)
Compression ratio: 23.0:1
Lube oil capacity: 5.9 qt (5.6 L)
Cooling system capacity: 6.6 qt (6.2 L)
Power (max): At 1800 r/min: 27 hp (20.2 kW) (EPA Tier 2)
Starting system: Remote, 12 V
Fuel injection pump: Bosch
Combustion chamber: IDI

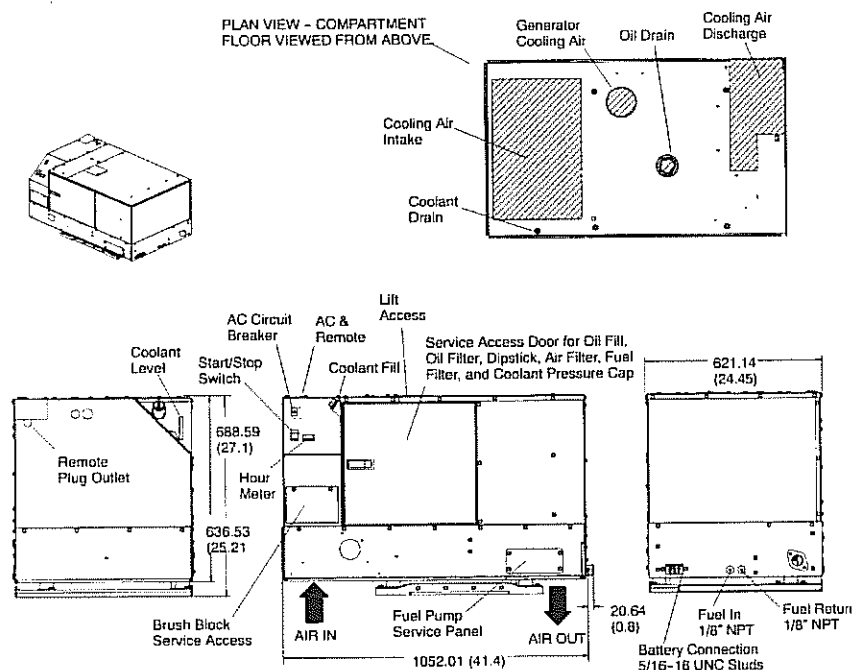
Alternator details

Design: Cummins Onan, brush type, drip-proof construction, 4 pole
Insulation system: Class H per NEMA MG1-1.66
Exciter system: Electronic voltage regulator
Bearings: Double sealed pre-lubricated ball bearing
Cooling: Direct drive centrifugal blower

Generator set performance

Frequency regulation	No load/Full load	+/- 0.1%	Frequency variation	Constant load	+/- 0.6%
Voltage regulation	No load/Full load	+/- 2%	Voltage variation	Constant load	+/- 0.5%

Basic dimensions



Note: This outline drawing is provided for general reference only and is not intended for design or installation. For more information see Operation and Installation manuals or obtain drawing 500-4040 and wiring diagram from your distributor/dealer.

Options and accessories

- Exhaust elbow, 90° (P/N 155-3194)
- Exhaust adapter, 3 in (P/N 155-2610), 7 in (P/N 155-2424)
- Remote control pigtail (P/N 300-4947)
- Remote control harness pigtail at panel (P/N 338-3573)
- Remote control panel, switch only (P/N 300-4942)
- Remote control panel, switch and hour meter (P/N 300-4943)
- Remote control panel, switch and DC voltmeter (P/N 300-4944)
- Remote harness (for use with remote panels), 10 ft (P/N 338-3490-01), 30 ft (P/N 338-3490-02)

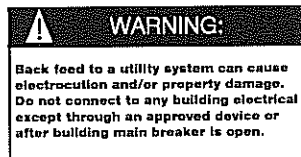
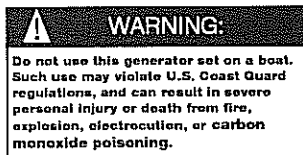
Standards and testing

- Tested at extremes of temperature -20 °F (-29 °C) to 120° F (49° C) for starting and operation
- Tested with commercial loads
- Tested in high humidity conditions
- Tested in salt spray conditions
- Tested in heavy air borne dust conditions
- Field test program
- This product meets U.S. EPA Tier IV
- This generator set was designed and manufactured in facilities certified to ISO 9001
- CSA Certified for CSA C22.2 std 100 and std 14



Warranty policy

The Cummins Onan limited warranty covers virtually everything except routine maintenance for the first two years that you own your generator set, or the first 2,000 hours of operation, whichever comes first. In addition, it includes a free 90-day adjustment policy, which provides that Cummins Inc. will make minor adjustments to your new generator set during the first three months you own it - free of charge!



After sale support

Largest distributor/dealer support network

Cummins Onan generator sets are supported by the largest and best trained worldwide certified distributor/dealer network in the industry. This network of knowledgeable Cummins Onan distributor/dealers will help you select and install the right generator set and accessories to meet the requirements of your specific application. This same network offers a complete selection of commonly used generator set maintenance parts, accessories and products plus manuals and specification sheets. Plus, they can answer your questions regarding proper operation, maintenance schedules and more.

Manuals: Operation and installation manuals ship with the generator set. To obtain additional copies or other manuals for this model, see your Cummins Onan distributor/dealer and request the following manual numbers: Operation (981-0173), Installation (981-0640), Parts (981-0277), Service (981-0540).


To easily locate the nearest Cummins Onan distributor/dealer in your area, or for more information, contact us at 1-800-888-6626 (or 763-574-5000), or visit www.cumminsonan.com.

Contact your distributor/dealer for more information

Cummins Onan

Cummins Power Generation

1400 73rd Ave. NE
Minneapolis, MN 55432 USA
Phone 1 763 574 5000
Toll-free 1 800 888 6626
Fax 1 763 574 5298
Email www.cumminsonan.com/contact
www.cumminsonan.com



Cummins®, Onan®, the "C" logo, Performance you rely on.™ and Quiet Diesel™ are Servicemarks trademarks and/or registered trademarks of Cummins Inc.

Specifications subject to change without notice

©2008 Cummins Power Generation. All Rights Reserved.

A-1473b (5/08)

AB-2016-02 Commercial Mobile Power Products: Manufacturer's Limited Warranty

Basic Coverage

Coverage Period

Provided such goods are operated and maintained in accordance with Onan's written instructions, Onan warrants HGJAD, HGJAE, HGJAF, DKC, DKD, HDCAC, HDCAD, HDKAG, HDKAL, HDKAR, HDKAS, HDKAT, HDKCC, and HDKDD gensets purchased after June 1994 for a period of two (2) years or two thousand (2,000) hours, whichever occurs first, from the date of purchase by the first retail purchaser. Selected drive system parts for the HGJAD, HGJAE & HGJAF are covered for five (5) years. Selected components are: belt, tensioner, pulley assembly, and coupling.

Provided such goods are operated and maintained in accordance with Onan's written instructions, Onan warrants BGD and NHD, beginning with Spec J gensets installed and used in a commercial mobile application for a period of two (2) years or two thousand (2,000) hours, whichever occurs first, from the date of purchase by the first retail purchaser.

Onan warrants HGJAA, HGJAB, HGJAC, KV and KY, BGM and NHM gensets used in commercial applications for a period of one (1) year or one thousand (1,000) hours, whichever occurs first, from the date of sale to the first retail purchaser.

Onan warrants gensets designed for commercial mobile applications used in Prime Power or Standby applications, will be free from defects in material and workmanship for a period of one (1) year or two thousand (2,000) hours from the date of sale to the first retail purchaser.

Onan warrants all gensets used for rental or demonstration purposes for a period of one (1) year or two thousand (2,000) hours from the date the genset is first used for rental or demonstration purposes.

Emission related components such as the carburetor, ignition system, spark plugs, intake and exhaust manifolds, mufflers, catalytic converters, fuel filters, gaseous fuel regulators, and related belts, hoses, and connectors are warranted for a period of two (2) years on 1995 and later gensets or until the first scheduled replacement interval written in the Onan Operator's manual.

Non-genuine Onan parts used in maintenance or repair that cause or substantially contribute to a failure, that failure, may not be covered by this warranty. An Onan authorized Distributor or its designated service representative authorized to perform warranty repairs will use only genuine Onan parts, unless Onan gives express written authorization. Such parts will be provided at no charge to the owner.

Repair or replacement parts are warranted for ninety (90) days from date of purchase, excluding labor and travel expenses. Any part repaired or replaced during the warranty period assumes the remainder of the warranty or ninety (90) days, whichever is greater.

Coverage Description

Onan is not responsible for the repair of the genset that is required because of normal wear, accident, misuse, abuse, improper installation, lack of maintenance, unauthorized modifications, the use of add-on or modified parts, improper storage, negligence, improper or contaminated fuel.

Normal Wear

This warranty will not cover repair where normal use has exhausted the life of a part or genset. Gensets, like all mechanical devices, need periodic parts replacement and service to perform well. It should be remembered that the service life of any genset is dependent on the care it receives and the conditions under which it has to operate. Some applications are very dusty or dirty, which can cause excessive wear. Such wear, when caused by dirt, dust or other abrasive material that has entered the genset because of improper maintenance, is not covered by warranty.

Miscellaneous Damages

In no event is Onan liable for incidental or consequential damages. Note, some states or provinces do not allow the exclusion or limitation of incidental or consequential damages, so the above limitation or exclusion may not apply to you.

Other Warranties

There is no other express warranty. Implied warranties, including merchantability and fitness for a particular purpose, are limited to periods of warranty set forth above. To the extent permitted by law, any and all implied warranties are excluded. Note, some states and provinces do not allow limitations on how long an implied warranty lasts, so the above limitations may not apply to you.

No person is authorized to give any other warranties or to assume any other liabilities on Onan's behalf, unless made or assumed in writing by an officer of Onan. No person is authorized to give any warranties or assume any other liability on behalf of seller unless made or assumed in writing by seller.

This warranty gives you specific legal rights, and you may also have other rights that may vary from state to state or province.

Questions

Contact your Cummins/Onan distributor for questions regarding your warranty rights and responsibilities at **1-800-888-6626** (Onan) and select **option # 1** in the U.S. or Canada. Or, refer to the F-118 Worldwide Distributor Sales and Service Directory; or visit our Website at www.onan.com.

Onan's Responsibilities

Onan's obligation under the terms of this warranty is limited to the repair or replacement, at its option, of the parts of the genset that do not conform to this warranty and genset parts damaged by nonconforming parts.

Onan will pay for the parts and labor, including diagnostic labor, on emissions related failures needed to repair the genset engine. When necessary, Onan will also pay reasonable labor expenses associated with the removal and reinstallation of the genset into the customer's equipment up to the maximum time of two (2) hours on all sets with the exception of the KY set where a maximum of one (1) hour is allowed if the work is done by an Onan authorized distributor or other service representative designated by Onan.

Maintenance items such as spark plugs, glow plugs, oil filter, fuel filter, air filter, belts and hoses will be covered for the period of time up to the first scheduled replacement or service interval for each item.

Owner's Responsibilities

The owner is obligated to operate and maintain the genset in accordance with the recommendations published by Onan in the operator's manual for the genset. The owner is responsible for the costs associated with such maintenance and any adjustments that may be required.

All claims must be brought to the attention of Onan or an authorized Distributor or its designated service representative within a reasonable time, preferably within thirty (30) days after discovery that the genset fails to meet this warranty.

The owner is responsible for payment of any of the following expenses that might be incurred as a result of a failure under the terms of this warranty:

1. Rental equipment used to replace the equipment being repaired.
2. Telephone or other communication expenses.
3. Living, travel or communication expenses.
4. The premium costs for overtime labor requested by the owner.
5. The cost of airfreight or other extraordinary expenses for shipment of parts over and above premium surface transportation.
6. Failures due to improper installation, normal wear, corrosion, lack of reasonable and necessary maintenance, accident, misuse, abuse, negligence, unauthorized modifications, the use of add-on or modified parts, improper storage, and improper or contaminated fuel.
7. Starting batteries.
8. Cost of repairs performed by a non-authorized Onan service representative, unless express written pre-authorization is given by Onan or an Onan authorized Distributor.

Extended Coverage

Extended warranty coverage may be purchased for the BGD, NHD and diesel models within the first year of the warranty start date for a nominal fee. There are no deductibles applied to this program. The extended warranty is available only in the U.S. and Canada. See your Cummins/Onan Distributor or your point of purchase dealer for details about three (3) year warranty coverage.

Extended Coverage

Extended warranty coverage may be purchased for the BGD, NHD and diesel models within the first year of the warranty start date for a nominal fee. There are no deductibles applied to this program. The extended warranty is available only in the U.S. and Canada. See your Cummins/Onan Distributor or your point of purchase dealer for details about three (3) year warranty coverage.



LIMITED TWO-YEAR WARRANTY AIR CONDITIONERS & HEAT PUMPS

THE SELLER NAMED BELOW MAKES THE FOLLOWING WARRANTY WITH RESPECT TO THE DOMETIC PRODUCT:

1. This warranty is made only to the first purchaser (herein after referred to as the "Original Purchaser") who acquires the product for his own use and is installed and operated within the continental United States and Canada.
2. This warranty will be in effect for two years on parts and freight and two years on labor from the date of purchase by the Original Purchaser. It is suggested that the Original Purchaser retain a copy of the dated bill of sale as evidence of the date of purchase.
3. This warranty covers only specified Dometic parts, which shall be free from defects in material and workmanship under normal use. This warranty does not cover conditions unrelated to the material and workmanship of the product. Such unrelated conditions include, but are not limited to: (a) damage not reported within 7 days; (b) faulty installation or installation that does not comply to the RVIA standards and any damage resulting from such; (c) the need for normal maintenance and any damage resulting from the failure to provide such maintenance; (d) failure to follow Sellers Instructions for use of this product; (e) any accident to or misuse of any part of this product and any alteration by anyone other than the Seller or its authorized representative; (f) damage or failure caused by installation of accessories or parts not manufactured and marketed by the Seller will void any warranty, implied or written; (g) corrosion, salt water; (h) radio frequency interference (RFI) or electromotive interference (EMI) and (i) installation on semi trucks or off-road vehicles.
4. The specified parts covered by this warranty are as follows: switches, thermostats (excluding infrared remote controls, which are covered for a period of one year, not including batteries), relays, capacitors, motors, electronic module boards, solar panels and the sealed system; compressor, evaporator coil, condenser coil, refrigerant lines, capillary tubes and reversing valve.
5. It is suggested the Original Purchaser provide preventative maintenance on a yearly basis. Suggested preventative maintenance is: (a) check mounting/anchor bolts for proper torque; (b) inspect/clean and comb condenser fins; (c) inspect/clean and comb evaporator fins; (d) inspect/clean evaporator blower wheel and condenser fan blade/blower wheel; (e) clean return air filter. The cost of preventative maintenance is the Original Purchaser's responsibility and should take about one hour.
6. In order to obtain the benefits of this warranty, the Original Purchaser must return the product which is found defective to the Seller named below or to a Dometic Authorized Service Center during the period that this warranty is in effect. The Original Purchaser is responsible for all charges incurred in delivery of the product to the Seller or Dometic Authorized Service Center, and in pick up after the warranty service has been completed. To obtain the location of the nearest Authorized Service Center, please call 1-800-544-4881 or in Canada call 1-519-653-4390.
7. Any item returned in the manner described in paragraph 6 will be examined by the Seller or the Authorized Dometic Service Center. If it is found that the returned item was defective in material and workmanship, the Seller or the Authorized Dometic Service Center will repair the product per the terms outlined in paragraph 4. **CONFIRM THE SERVICE AGENCY IS AN AUTHORIZED DOMETIC SERVICE CENTER. DO NOT PAY THE SERVICE AGENCY FOR WARRANTY REPAIRS. SUCH PAYMENTS WILL NOT BE REIMBURSED.**
8. The Seller does not authorize any person or company to create any warranty obligations or liability on their behalf. This warranty is not extended by the length of time which you are deprived of the use of the product. Repairs and replacement parts provided under the terms of this warranty shall carry only the non-expired portion of this warranty.
9. In no event shall either Seller be liable for incidental or consequential damages. This includes any damage to another product or products resulting from such a defect. Some states do not allow the exclusion or limitation of incidental or consequential damages, so the above limitations may not apply.
10. Any implied warranty, including the implied warranty of merchantability and fitness for any purpose, is limited to the duration of this limited warranty. Some states do not allow limitations on how long an implied warranty can last, so the above limitation may not apply.
11. **THIS WARRANTY GIVES SPECIFIC LEGAL RIGHTS, YOU MAY ALSO HAVE OTHER RIGHTS WHICH VARY FROM STATE TO STATE.** No action to enforce this warranty shall be commenced later than ninety (90) days after the expiration of the warranty period. Claims must be submitted in writing to the Dometic Warranty Department for arbitration.
12. All products (except those specifically built for commercial use) are warranted only when installed in vehicles built to current edition R.V.I.A. A119.2 and C.R.V.A. Z-240 Standards.
13. The Seller reserves the right to change the design of any product without notice and with no obligation to make corresponding changes in products previously manufactured.

REVISION:

Form. No. 3307601.033 4/09
(Replaces 3307601.025)
(French 3307602.031)
©2009 Dometic, LLC
LaGrange, IN 46761

Dometic, LLC
Warranty Department
2320 Industrial Parkway
Elkhart, Indiana 46516
Phone: 574-294-2511
Fax: 574-389-3975

DOMETIC PRODUCT SPECIFICATIONS

Model	Model #	Basement AC	Basement Heat Pump	Low Profile	Standard Profile	BTU Rating	Heat Pump/Cool	Cool Only	Cool With Heat Strip	Thermostat	ADB	Weight	AC Protection	Electrical Rating	Compressor Loaded Amps	Fan Motor Loaded Amps
Duo-Therm® HP	520310	•		•	•	9,000		•		A,C,D	•	89 lbs.	20 amp	115VAC/60hz/1 PH	7.8	3
Duo-Therm® HP	520315	•		•	•	13,500		•		A,C,D	•	91 lbs.	20 amp	115VAC/60hz/1 PH	10.3	3
Duo-Therm® HP	520316	•		•	•	15,000		•		A,C,D	•	105 lbs.	20 amp	115VAC/60hz/1 PH	13.2	2.8
Duo-Therm® HP	530415	•		•	•	13,500		•		A		92 lbs.	20 amp	115VAC/60hz/1 PH	10.3	3
Duo-Therm® HP	530416	•		•	•	15,000		•		A		106 lbs.	20 amp	115VAC/60hz/1 PH	13.2	2.8
Duo-Therm® HP	530515	•		•	•	13,500		•		C		92 lbs.	20 amp	115VAC/60hz/1 PH	10.3	3
Duo-Therm® HP	530516	•		•	•	15,000		•		C		106 lbs.	20 amp	115VAC/60hz/1 PH	13.2	2.8
Penguin	630025	•		•	•	13,500		•		D	•	99 lbs.	20 amp	115VAC/60hz/1 PH	11	3.1
Penguin	630515	•		•	•	13,500		•		C	•	98 lbs.	20 amp	115VAC/60hz/1 PH	12.4	3.5
Penguin	630516	•		•	•	15,000		•		C	•	95 lbs.	20 amp	115VAC/60hz/1 PH	12	3.3
Penguin	600312	•		•	•	11,000		•		A,C,D	•	95 lbs.	20 amp	115VAC/60hz/1 PH	9.5	2.8
Penguin	800315	•		•	•	13,500		•		A,C,D	•	95 lbs.	20 amp	115VAC/60hz/1 PH	12.4	3.1
Penguin	620415	•		•	•	13,500		•	•	A	•	95 lbs.	20 amp	115VAC/60hz/1 PH	12.4	3.1
Penguin	620425	•		•	•	13,500		•		A,C,D	•	95 lbs.	20 amp	115VAC/60hz/1 PH	12.4	3.1
Penguin	620426	•		•	•	15,000		•		A	•	104 lbs.	20 amp	115VAC/60hz/1 PH	12	3.3
Penguin	620515	•		•	•	13,500		•	•	C	•	95 lbs.	20 amp	115VAC/60hz/1 PH	12.4	3.5
Penguin	620525	•		•	•	13,500		•		C	•	95 lbs.	20 amp	115VAC/60hz/1 PH	12.4	3.5
Penguin	620526	•		•	•	15,000		•		C	•	95 lbs.	20 amp	115VAC/60hz/1 PH	12	3.3
Brisk Air	57908	•		•	•	7,100		•		A,C,D	•	67 lbs.	20 amp	115VAC/60hz/1 PH	6.6	2.5
Brisk Air	57912	•		•	•	11,000		•		A,C,D	•	83 lbs.	20 amp	115VAC/60hz/1 PH	8.5	2.5
Brisk Air	57915	•		•	•	13,500		•		A,C,D	•	84 lbs.	20 amp	115VAC/60hz/1 PH	11.5	2.5
Brisk Air	59516	•		•	•	15,000		•		A,C,D	•	108 lbs.	20 amp	115VAC/60hz/1 PH	12.3	2
Brisk Air	59136	•		•	•	15,000		•		C		100 lbs.	20 amp	115VAC/60hz/1 PH	12.7	2.5
Brisk Air	59146	•		•	•	15,000		•		A	•	100 lbs.	20 amp	115VAC/60hz/1 PH	12.7	2.5
Brisk Air	59530	•		•	•	Hi-Eff		•		A,C	•	108 lbs.	15 amp	115VAC/60hz/1 PH	8	2
Duo-Therm® HP	520300	•		•	•	Hi-Eff		•		A,C	•	88 lbs.	15 amp	115VAC/60hz/1 PH	7.8	3
Dual Basement	39626	•				27,000		•		C		205 lbs.	25/15 amp	115VAC/60hz/1 PH	10.1/9.8	8.5
Park Model	39045	•				15,000		•		C		102 lbs.	20 amp	115VAC/60hz/1 PH	12.3	8.5
Basement	39335		•			15,000		•		C		102 lbs.	20 amp	115VAC/60hz/1 PH	9.5	2.5
Dual Basement	39726		•			26,000		•		C		205 lbs.	25/15 amp	115VAC/60hz/1 PH	10.0/9.8	8.5

A = Analog Capable
C = Comfort Control Center (CCC) Capable
D = ADB Non-Ducted Manual Thermostat

Wells Cargo, Inc. Warranty Registration

Complete & return top card. Keep bottom for your records.

NAME: _____
COMPANY: _____
ADDRESS: _____
CITY: _____
STATE: _____ ZIP CODE: _____
PHONE: (_____) _____
FAX: (_____) _____

Please check the planned use of your Wells Cargo trailer:

FUN

- ☐ Motorcycles
- ☐ Snowmobiling
- ☐ ATV
- ☐ Bicycles
- ☐ BMX
- ☐ RC Models
- ☐ Ballooning
- ☐ Auto Racing
- ☐ Auto Collector
- ☐ Karting
- ☐ Camping/RV
- ☐ Scouting
- ☐ Arts & Crafts
- ☐ Antiques
- ☐ Moving/Relocating
- ☐ Marching Band
- ☐ Mobile DJ
- ☐ Musician/Band
- ☐ Photography/Video
- ☐ Radio/TV

BUSINESS

- ☐ Manufacturer
- ☐ Distributor
- ☐ Retailer
- ☐ Public Utility
- ☐ Government Agency
- ☐ School/College
- ☐ Church/Service Group
- ☐ Moving Company
- ☐ HAZMAT Response
- ☐ Fire/Police/Medical
- ☐ Landscape
- ☐ Ground Maintenance
- ☐ Nursery
- ☐ Sales/Display
- ☐ Construction (Gen.)
- ☐ Mechanical Contractor
- ☐ Electrical Contractor
- ☐ Painting Contractor
- ☐ Remodeling Contractor
- ☐ Roofing/Siding/Gutter
- ☐ Insulation
- ☐ Concessionaire
- ☐ Catering
- ☐ Restaurant
- ☐ Delivery Service
- ☐ Misc. Service
- ☐ Rental/Leasing

Wells Cargo 6-Year Limited Warranty

Duration of Warranty

Your Wells Cargo equipment, which has been manufactured, tested and inspected in accordance with carefully specified engineering requirements is warranted to the original owner to be free from defects in material and workmanship for the period of six (6) years, except as herein limited, from date of purchase. The obligation of this Warranty shall be limited to repairing or replacing any part or parts which, in the opinion of the Company, shall be proved defective in materials or workmanship under normal use and service during the six (6) year period commencing with the date of purchase. Jack rams, electrical wiring, glass, sealants, doors, seals, locks, paint, plumbing, couplers and jacks are warranted for a period of one (1) year from date of purchase.

This Warranty gives you specific legal rights, and you may also have other rights which vary from state to state.

Limitations and Exclusions

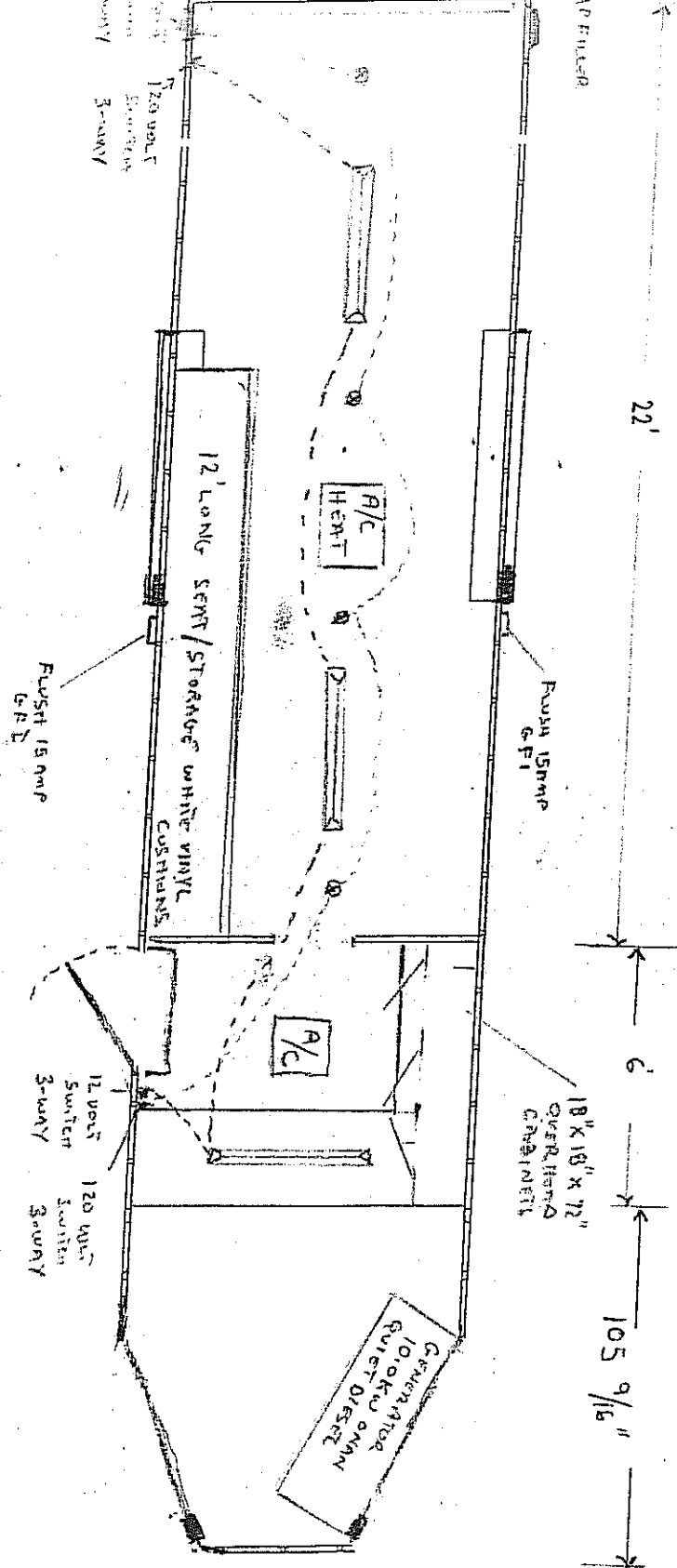
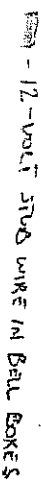
This Warranty shall NOT extend to:

- 1) Wells Cargo equipment which has been modified, repaired, or altered in any way without the express written consent of Wells Cargo.
- 2) Unreasonable use (including failure to provide reasonable and necessary maintenance).
- 3) Tires, axles, axle assemblies, suspension components, ranges, heaters, refrigerators, air conditioners or all other appliances or components of the Wells Cargo equipment which are warranted separately by the respective manufacturers of said components. These warranties are contained in your owners packet.
- 4) Any consequential damages for breach of this or any other warranty expressed or implied whatsoever. Repair or replacement under this Warranty is the exclusive remedy of the customer. Some states do not allow the exclusion or limitation of incidental or consequential damages, so the above limitation or exclusion may not apply to you.
- 5) Parts not supplied by Wells Cargo.
- 6) Certain parts which require replacement in the ordinary course of use to normal wear.

SERIAL NUMBER:	_____
MODEL NUMBER:	_____
DATE PURCHASED:	_____
DEALER NAME	_____

ROOF BOW LOCATIONS

7 BED COULD FORM 3 FLUORESCENT LIGHTS
EVENING SPACE DOWN CENTER LINE, FRONT
OF THE LIGHT REELS TO BE AT LOCATION
OF THE OTHER LIGHTS.



5. **STATION**

5000000000

PAGE OF

REVISION:

DATE:

Dealer Approved By:
Date Approved:

Customer Approved By:
Date Approved:

Model CVGT3627

Dr. Date 4/15/2019

Customer - J. J. J. J.

Order#

010011

Approved

11

Dealer

Salesperson

R. N. ADAMS ENT

Adam Hansen

FRONT



TRAILERS • HITCHES • TRUCK EQUIPMENT
2600 WEST ROUTE 120 MCHENRY, ILLINOIS 60051-4563
(815) 385-2600 FAX (815) 385-6684
www.raadams.com

QUOTATION

QUOTE # 102888

PAGE: 1

We are pleased to quote as follows to:

CUSTOMER: 3 NON-TAXABLE CASH SALES
SHIP TO: WILLIAMSON COUNTY
IFB# 10WC806
301 SE INNER LOOP-SUITE
GEORGETOWN TX 78626
PHONE # 512-943-1271 FAX #

QUOTED BY: ADAM HANSEN
CUST. P.O. #
QUOTE DATE 04/16/10
EXPIRE DATE 06/17/10

PART NUMBER	DESCRIPTION	QTY	UOM	PER UNIT PRICE	EXTENDED PRICE
WELLS CARGO	*CVGT3627	1	EA	37,975.62	37,975.62

*** SEE ATTACHED SPECIFICATION# 342 ***

FOB: WILLIAMSON COUNTY
3151 SE INNER LOOP
GEORGETOWN, TEXAS 78626

THIS QUOTE IS SUBJECT TO CHANGE AT ANY TIME. We expect to see an increase in the cost of this trailer soon due to an anticipated surcharge for steel. This cost increase is beyond our control and the sell price will be adjusted accordingly.

*** ALL DEPOSITS ARE NON REFUNDABLE ***

PLEASE : Tax, Title, License & Freight are NOT INCLUDED unless specified

NOTE : Tax, Title, License & Freight are not subject to sales tax


*** ALL PRICES QUOTED ARE CASH PRICES - PAYMENT BY CASH OR CHECK ONLY ***

SUBTOTAL 37,975.62
SALES TAX 0.00

QUOTE TOTAL 37,975.62

Accepted by customer X _____

Date Accepted ____/____/____



SINCE 1954

R. A. Adams Enterprises,

Retail Quote

2600 W IL Route 120
McHenry, IL 60051

Phone: 1-815-385-2600
Fax: 1-815-385-6684
Website: www.raadams.com

DATE: 4/17/10

GVWR	REVISION	EXPIRE DATE	CUSTOMER NO.
20000		6/15/10	67985
MODEL NO.	SERIAL NO.		
CVGT3627			

WILLIAMSON COUNTY
ATTN: JONATHAN HARRIS
301 SE INNER LOOP -- SUITE 106
BID# 10WC806
GEORGETOWN, TX 78626


WILLIAMSON COUNTY
ATTN: JONATHAN HARRIS
3151 SE INNER LOOP
GEORGETOWN, TX 78626

CUSTOMER PO		TERMS UNIT	SOLD BY	SHIP VIA	QUOTE NO.	QUOTE DATE	PAGE
		NET 30	Adam Hansen	FOB	H000000342	4/15/10	1
LINE	QTY	UM	DESCRIPTION		UNIT PRICE	EXTENDED PRICE	
1	1.000	EA	36' CompactVan Hazardous Material Response Unit Trailer		16,085.00	16,085.00	
2	1.000	EA	Base Model - CVG3627 - 93 1/4" Body Width With Tapered Nose. Tapered Nose Shall Be 54" at The Front And Become The Full Width Of 93 1/2" 65" Back From Nose.		0.00	0.00	
3	1.000	PR	Heavy Duty Rear Cornerpost Jacks - 3000lb Static Load Capacity		0.00	0.00	
4	1.000	EA	Recessed Interior Step		105.00	105.00	
5	1.000	EA	Extend Tapered Nose to 105 9/16" - Upper Deck Length Configuration.		138.00	138.00	
6	1.000	EA	2 5/16" Adjustable Ball Coupler Hitch		0.00	0.00	
7	1.000	EA	Tandem Two-Speed Landing Gear Assembly 24,000lb Capacity Manual Drop Leg Landing Gear Assembly.		0.00	0.00	
8	1.000	EA	8" x 3" Rectangular Steel Tube Mainrails with Equal Height 'C' Section 12 ga Crossmembers with Square Outriggers On 24" Centers. Install 8" High Steel Side Plates. Construction Shall Include Vinyl Electrolytic Barrier Between Lower Steel Body And Aluminum Exterior.		0.00	0.00	
9	2.000	EA	8000lb, 102"W, 22.5 Degree Up Torflex Axle with 12 1/4" x 3 3/8" Electric Brakes, E/Z Lube, and 8 on 6.5 Hubs and Drums with Wells Cargo Weather Resistant Wiring Package		0.00	0.00	

All prices quoted are CASH PRICES : Payment by Cash or Check ONLY.

Deposits are NOT REFUNDABLE.

Adam direct : (815)385-2600 x 12 ahansen@raadams.com



SINCE 1954

R. A. Adams Enterprises,

2600 W IL Route 120
McHenry, IL 60051

Phone: 1-815-385-2600
Fax: 1-815-385-6684
Website: www.raadams.com

Retail Quote

DATE: 4/17/10

GVWR	REVISION	EXPIRE DATE	CUSTOMER NO.
20000		6/15/10	67985
MODEL NO.	SERIAL NO.		
CVGT3627			

WILLIAMSON COUNTY
ATTN: JONATHAN HARRIS
301 SE INNER LOOP -- SUITE 106
BID# 10WC806
GEORGETOWN, TX 78626

WILLIAMSON COUNTY
ATTN: JONATHAN HARRIS
3151 SE INNER LOOP
GEORGETOWN, TX 78626

CUSTOMER PO	TERMS UNIT	SOLD BY	SHIP VIA	QUOTE NO.	QUOTE DATE	PAGE
	NET 30	Adam Hansen	FOB	H000000342	4/15/10	2
LINE	QTY	U/M	DESCRIPTION		UNIT PRICE	EXTENDED PRICE
10	4.000	EA	LT215/75R17.5 Load Range 'H' Radial Tire Mounted on a 8 Bolt Silver Conventional Wheel		0.00	0.00
11	1.000	EA	Chassis Fully Undercoated with CPC (Corrosion Preventative Compound)		0.00	0.00
12	36.000	LF	7'0" Inside Height, 78 3/4" Vertical Posts on 16" Centers in Rear 28Ft of Trailer. Vertical Post To Be 16" Centers The Full Length Of Trailer.		14.50	522.00
13	1.000	EA	30 Gallon Diesel Under Floor Fuel Tank - Fuel Fill to be Mounted on Exterior Wall with Aluminum Cast Lockable Fuel Door, Include a Fuel Booster Pump To Supply Fuel To Generator In Gooseneck (Reference Drawing 9972953 for 8" Frames)		0.00	0.00
14	1.000	EA	Generator Compartment Shall Be In Gooseneck Portion Of Trailer. The Generator Specified Shall Have A Bottom Air Inlet And Outlet Configuration. The cabinet Enclosure Shall Allow For Airflow To Coil Generator, The Dimensions Are 57 7/8" long 36 1/2" high and 29 7/8" deep.		0.00	0.00
15	1.000	EA	36"W Single Side Entry Door, Aluminum RH Hinge with Wells Rotary Cargo Flush Lock. Door Installed Curbside Wall To Start 36" Back From Step-Wall, Door Opening: 36"W x 80"H		315.00	315.00

All prices quoted are CASH PRICES : Payment by Cash or Check ONLY.
Deposits are NOT REFUNDABLE.
Adam direct : (815)385-2600 x 12 ahansen@raadams.com



R. A. Adams Enterprises,
2600 W IL Route 120
McHenry, IL 60051

Retail Quote

Phone: 1-815-385-2600
Fax: 1-815-385-6684
Website: www.raadams.com

DATE: 4/17/10


GVWR	REVISION	EXPIRE DATE	CUSTOMER NO.
20000		6/15/10	67985
MODEL NO.	SERIAL NO.		
CVGT3627			

WILLIAMSON COUNTY
ATTN: JONATHAN HARRIS
301 SE INNER LOOP -- SUITE 106
BID# 10WC806
GEORGETOWN, TX 78626

WILLIAMSON COUNTY
ATTN: JONATHAN HARRIS
3151 SE INNER LOOP
P GEORGETOWN, TX 78626

CUSTOMER PO	TERMS UNIT	SOLD BY	SHIP VIA	QUOTE NO.	QUOTE DATE	PAGE
	NET 30	Adam Hansen	FOB	H000000342	4/15/10	3
LINE	QTY	U/M	DESCRIPTION		UNIT PRICE	EXTENDED PRICE
16	1.000	EA	Swing Down Rear Ramp Door with Spring Assist and Aluminum Anti-Rack Cam Bar Lock Door Opening: 85 3/4"W x 99"H		655.00	655.00
17	1.000	EA	Install Strip Curtain At Rear Door. Curtain Shall Be Full Width And Height Of Door Opening, 1/8" In Thickness And Cut In 12" Wide Strips.		845.00	845.00
18	1.000	EA	80 1/8" Wide x 12 1/2" Long Extruded Aluminum Ramp Extension - 2400 lb. Capacity		180.00	180.00
19	1.000	EA	Flip Down Aluminum Diamond Tread Plate Gap Filler for Ramp Door		102.00	102.00
20	36.000	LF	3/4" Exterior Grade Plywood Floor, Exterior Surface Undercoated, Interior Surface Painted Gray. Fastened With 1/4" x 20 x 1 1/2" Torx Floor Screws		0.00	0.00
21	1.000	LF	3/8" Plywood Interior Sidewall Liner		0.00	0.00
22	36.000	LF	3/8" White Vinyl Plywood Interior Sidewall Liner		14.90	536.40
23	36.000	LF	1" Fiberglass Sidewall Insulation, R5 Value		14.75	531.00
24	20.000	FT	Horizontal "E" Track 20' Of E-track Starting At The Rear Of The Trailer On The Side Walls Extending Forward For 10' On Each Side Paralle To The Floor 36" high.		6.00	120.00

All prices quoted are CASH PRICES : Payment by Cash or Check ONLY.
Deposits are NOT REFUNDABLE.
Adam direct : (815)385-2600 x 12 ahansen@raadams.com



R. A. Adams Enterprises,

Retail Quote

2600 W IL Route 120
McHenry, IL 60051

Phone: 1-815-385-2600
Fax: 1-815-385-6684
Website: www.raadams.com

DATE: 4/17/10


GWWR	REVISION	EXPIRE DATE	CUSTOMER NO.
20000		6/15/10	67985
MODEL NO.	SERIAL NO.		
CVGT3627			

WILLIAMSON COUNTY
ATTN: JONATHAN HARRIS
301 SE INNER LOOP -- SUITE 106
BID# 10WC806
GEORGETOWN, TX 78626

WILLIAMSON COUNTY
ATTN: JONATHAN HARRIS
3151 SE INNER LOOP
GEORGETOWN, TX 78626

CUSTOMER PO		TERMS UNIT	SOLD BY	SHIP VIA	QUOTE NO.	QUOTE DATE	PAGE
		NET 30	Adam Hansen	FOB	H000000342	4/15/10	4
LINE	QTY	UM	DESCRIPTION		UNIT PRICE	EXTENDED PRICE	
25	36.000	LF	Full Width Ceiling Lined with 1/4" White Vinyl Plywood Contoured to Roof Radius and Insulated with 1" Insulation		23.60	849.60	
26	24.000	SFT	3/4" Laminated Permanent Inside Counter - L Shaped in 6ft Area Behind Step Up Wall, 20" Deep Along Roadside, 24" Deep Across Step-Up Wall Securely Mounted To Vertical Post. Provide A Total Of Five 3" Cutouts With Liners Evenly Spaced With 3 At Step Up Wall, And 2 At Road Road Side Wall Of Counter Top.		23.50	564.00	
27	1.000	EA	Full Width Partition Wall Complete with Pocket Door Installed 6' Back From Step Up Wall.		610.00	610.00	
28	6.000	EA	18"High x 18"Deep x 72"Long Overhead Cabinet 3/4" White Laminated Plywood Overhead Cabinet with 3 Doors on Road Side Wall. Start At Rear Of Step Up Wall And Go To The Partiotion Wall And Securely Mounted To Vertical Wall Post		52.00	312.00	
29	1.000	EA	Full Width Insulated Partition Wall With 2-24" Doors At step-up Wall With A Positive Latching System. Doors Shall BE 3/4" White Laminated Plywood With A Positive Latch (latch shall match the overhead door cabinets latches) Partition Wall Shall Be Framed With 2" x 2" on 24" Centers and covered With White Vinyl To Match Other interior Walls.		498.00	498.00	
30	1.000	EA	Starting At Partition Wall On Curb Side One 144" long x 20" High x 26" Deep White 3/4" Laminated Seat/Storage divided into 36" long		1,766.00	1,766.00	

All prices quoted are CASH PRICES : Payment by Cash or Check ONLY.
Deposits are NOT REFUNDABLE.
Adam direct : (815)385-2600 x 12 ahansen@raadams.com



R. A. Adams Enterprises,
2600 W/L Route 120
McHenry, IL 60051
Phone: 1-815-385-2600
Fax: 1-815-385-6684
Website: www.raadams.com

Retail Quote

DATE: 4/17/10

GYWR	REVISION	EXPIRE DATE	CUSTOMER NO.
20000		6/15/10	67985
MODEL NO		SERIAL NO	
CVGT3627			

WILLIAMSON COUNTY
ATTN: JONATHAN HARRIS
301 SE INNER LOOP -- SUITE 106
BID# 10WC806
GEORGETOWN, TX 78626

WILLIAMSON COUNTY
ATTN: JONATHAN HARRIS
3151 SE INNER LOOP
GEORGETOWN, TX 78626

CUSTOMER PO	TERMS UNIT	SOLD BY	SHIP VIA	QUOTE NO.	QUOTE DATE	PAGE
	NET 30	Adam Hansen	FOB	H000000342	4/15/10	5
LINE	QTY	U/M	DESCRIPTION		UNIT PRICE	EXTENDED PRICE
31	4.000	EA	Sections Secured To Vertical Post With 4" White Vinyl Cushions On Top Hinged So That Each 36" Section Could Be Lifted Individually.		28.50	114.00
32	6.000	EA	12 Volt Dome Light with Optic Lens Evenly Spaced Down The Center Line of Interior Ceiling		33.00	198.00
33	2.000	EA	12 Volt Stub Out To Bell Box For Customer Supplied Strobe Lights That They Will Install. 1- Each Side Of Tapered Nose , Center Of Trailer And Rear Of Trailer, As High As Possible.		31.50	63.00
34	1.000	EA	3 Way, 12 Volt Wall Switch One at Curb Door And The Other At Rear Door, Both 4' High From Floor.		419.00	419.00
35	1.000	EA	Battery Box Assembly To Be Located under Gooseneck At Exterior Side Of Step-up Wall. Box Shall Consists of 100 Amp Hour Deep Cycle Battery, Vented Battery Box, 6 Circuit Fuse Panel & 30 Amp PC30 Power Source with 120 Volt Receptacle		365.00	365.00
36	1.000	EA	50 Amp IOTA Automatic Transfer Switch Wired to Generator and 50 Amp Service Panel with 25Ft Shoreline.		158.00	158.00
37	6.000	EA	50 Amp, 120V/240 Volt 16 Circuit Service Panel with 50 Amp Main Breaker Wired To Transfer Switch.		64.00	384.00

All prices quoted are CASH PRICES : Payment by Cash or Check ONLY.
Deposits are NOT REFUNDABLE.
Adam direct : (815)385-2600 x 12 ahansen@raadams.com



R. A. Adams Enterprises,
2600 W/L Route 120
McHenry, IL 60051
Phone: 1-815-385-2600
Fax: 1-815-385-6684
Website: www.raadams.com

Retail Quote

DATE: 4/17/10


GVWR	REVISION	EXPIRE DATE	CUSTOMER NO.
20000		6/15/10	67985
MODEL NO.		SERIAL NO.	
CVGT3627			

WILLIAMSON COUNTY
ATTN: JONATHAN HARRIS
301 SE INNER LOOP -- SUITE 106
BID# 10WC806
GEORGETOWN, TX 78626

WILLIAMSON COUNTY
ATTN: JONATHAN HARRIS
3151 SE INNER LOOP
GEORGETOWN, TX 78626

CUSTOMER PO	TERMS UNIT	SOLD BY	SHIP VIA	QUOTE NO.	QUOTE DATE	PAGE
	NET 30	Adam Hansen	FOB	H000000342	4/15/10	6
LINE	QTY	U/M	DESCRIPTION		UNIT PRICE	EXTENDED PRICE
38	2.000	EA	L-Shaped Counter Top 2 At The Step-Up Wall And 1 At Road Side Wall. Three On The Road Side Wall Evenly Spaced From Rear Door To Partition. Exterior 15 Amp, 120 Volt GFI Duplex Receptacle (Weather Proof) Flush Mounted To Be Located One On Each Side Of Trailer, Just Forward of Fenders.		123.00	246.00
39	2.000	EA	3-Way Wall Switch for 120 Volt Electric Locate By Side And Rear Doors.		72.00	144.00
40	3.000	EA	4Ft Double Fluorescent Light Fixture with Diffuser Cover (Tubes Shall Be Included) Evenly Spaced Down The Center Line Of the Interior Ceiling.		123.00	369.00
41	1.000	EA	One 50 Amp Twist - Lock Motor Base Power Inlet At Step Up Wall At Road Side Wall And Include 25ft 50 Amp Shore Cord.		201.00	201.00
42	1.000	EA	120 Volt, 15000 BTU Dometic Duro Therm Roof Mounted Air Conditioner Mounted In The Forward Work Area. Temperature and Fan Speed Controls Shall Be Located On The Unit.		1,230.00	1,230.00
43	1.000	EA	120 Volt, 15000 BTU Dometic Roof Mounted Air Conditioner with 5600 BTU Heat Strip Locate In The Rear Work Section Of The Trailer Controlled By A Dometic Analog Wall Mounted Thermostat For A/C With Heat. The Thermostat Shall Be Located On The Curbside Wall Just Past The Partition Wall In The Rear Of Trailer To Control The Rear A/C		1,290.00	1,290.00

All prices quoted are CASH PRICES : Payment by Cash or Check ONLY.
Deposits are NOT REFUNDABLE.
Adam direct : (815)385-2600 x 12 ahansen@raadams.com



R. A. Adams Enterprises,
2600 W IL Route 120
McHenry, IL 60051
Phone: 1-815-385-2600
Fax: 1-815-385-6684
Website: www.raadams.com

Retail Quote

DATE: 4/17/10


GVWR	REVISION	EXPIRE DATE	CUSTOMER NO.
20000		6/15/10	67985
MODEL NO.	SERIAL NO.		
CVGT3627			

WILLIAMSON COUNTY
ATTN: JONATHAN HARRIS
301 SE INNER LOOP -- SUITE 106
BID# 10WC806
GEORGETOWN, TX 78626

WILLIAMSON COUNTY
ATTN: JONATHAN HARRIS
3151 SE INNER LOOP
GEORGETOWN, TX 78626

CUSTOMER PO	TERMS UNIT	SOLD BY	SHIP VIA	QUOTE NO.	QUOTE DATE	PAGE
	NET 30	Adam Hansen	FOB	H000000342	4/15/10	7
LINE	QTY	UM	DESCRIPTION		UNIT PRICE	EXTENDED PRICE
44	1.000	EA	With Heat Strip Allowing The A/C Heater To Cycle In The Energy Saving Mode. Domestic Analog Wall Mount Thermostat For A/C With Heat. Locate On Curb Side Wall Just Past The Partion Wall In Rear Of Trailer To Control The Rear A/C With The Heat Strip Allowing The A/C Heater To Cycle In The Energy Saving Mode.		198.00	198.00
45	36.000	LF	.030 Prefinished White Smooth Exterior Aluminum Installed Vertically with Non-Corrosive Mechanical Fasteners. 080 Extruded Anodized Aluminum Roof Cove With Form Drip Rail To Provide Solid Anchor For The Attachment Of 030 Gauge Roof Sheet Which Adds Structural Strength.		0.00	0.00
46	2.000	EA	L.E.D. Wraparound Tail light with Integrated Side Rear Marker Light		0.00	0.00
47	1.000	EA	Wells Cargo L.E.D. Safety Package - Consists of L.E.D. Clearance Lights in Place of Standard Clearance Lights. Clearance Lights on Rear Roof Cap used as High Profile Brake Light and Side Mounted Clearance Lights used as Turn Indicators.		0.00	0.00
48	1.000	EA	S.A.E. Color Coded 12 Volt Electrical System, D.O.T. Required Exterior Lighting Package		0.00	0.00
49	1.000	EA	D.O.T. 'A' Frame Mounted 22 Amp Hour UI Series Battery, Breakaway Switch, Aluminum Mounting Bracket, Cover, Battery "Charge" Indicator,		0.00	0.00

All prices quoted are CASH PRICES : Payment by Cash or Check ONLY.
Deposits are NOT REFUNDABLE.
Adam direct : (815)385-2600 x 12 ahansen@raadams.com



R. A. Adams Enterprises,

Retail Quote

2600 W IL Route 120
McHenry, IL 60051

Phone: 1-815-385-2600
Fax: 1-815-385-6684
Website: www.raadams.com

DATE: 4/17/10

GVWR	REVISION	EXPIRE DATE	CUSTOMER NO.
20000		6/15/10	67985
MODEL NO.	SERIAL NO.		
CVGT3627			

WILLIAMSON COUNTY
ATTN: JONATHAN HARRIS
301 SE INNER LOOP -- SUITE 106
BID# 10WC806
GEORGETOWN, TX 78626

WILLIAMSON COUNTY
ATTN: JONATHAN HARRIS
3151 SE INNER LOOP
GEORGETOWN, TX 78626

CUSTOMER PO	TERMS UNIT	SOLD BY	SHIP VIA	QUOTE NO.	QUOTE DATE	PAGE
	NET 30	Adam Hansen	FOB	H000000342	4/15/10	8
LINE	QTY	UM	DESCRIPTION		UNIT PRICE	EXTENDED PRICE
50	1.000	EA	and Diode Isolation. Battery Acid Included		0.00	0.00
51	1.000	EA	12 Volt Electrical Pigtail with Seven Way Connector		656.00	656.00
52	1.000	EA	Spare Tire & Wheel - LT215/75R17.5 Load Range 'H' Radial Tire on a 8 Bolt Silver Conventional Wheel		49.00	49.00
53	36.000	LF	Exterior 8 Bolt Spare Tire Carrier/Bracket		0.00	0.00
54	1.000	EA	D.O.T. Required Conspicuity Tape Installed on Both Sides and Rear of Trailer		13,380.00	13,380.00
55	1.000	EA	10.0KW Onan Commercial Quiet Diesel Generator Package - 110 Volt with 25Ft Remote Harness - 2 Year Warranty *** Includes Steel Lined Generator Compartment, Remote Start with Hour Meter, 30 Gallon Steel Fuel Tank Under Floor, Aluminum Cast Lockable Fuel Door, Fuel Guage, Exterior Generator Door, 100 Amp Deep Cycle Battery Mounted Inside Compartment, Charging System and a Carbon Monoxide Detector located in Trailer.		112.00	112.00
		Exhaust Shall Run Up the right side of the generator access door To The Roof Line Of The Trailer With Rain Cap. The Exhaust Pipe Shall Be Installed In A Manner That Does Not Cause Damage To The Exterior Surface Of The Trailer. Warnings Of Personal Injury From Exhaust Pipe Heat Shall Be Included.				

All prices quoted are CASH PRICES : Payment by Cash or Check ONLY.
Deposits are NOT REFUNDABLE.
Adam direct : (815)385-2600 x 12 ahansen@raadams.com



SINCE 1954

R. A. Adams Enterprises,
2600 W IL Route 120
McHenry, IL 60051

Phone: 1-815-385-2600
Fax: 1-815-385-6684
Website: www.raadams.com

Retail Quote

DATE: 4/17/10

GVWR	REVISION	EXPIRE DATE	CUSTOMER NO.
20000		6/15/10	67985
MODEL NO.	SERIAL NO.		
CVGT3627			

WILLIAMSON COUNTY
ATTN: JONATHAN HARRIS
301 SE INNER LOOP -- SUITE 106
BID# 10WC806
GEORGETOWN, TX 78626

WILLIAMSON COUNTY
ATTN: JONATHAN HARRIS
3151 SE INNER LOOP
GEORGETOWN, TX 78626

CUSTOMER PO	TERMS UNIT	SOLD BY	SHIP VIA	QUOTE NO.	QUOTE DATE	PAGE
	NET 30	Adam Hansen	FOB	H000000342	4/15/10	9
LINE	QTY	UM	DESCRIPTION	UNIT PRICE	EXTENDED PRICE	
			Ordered By: JONATHAN HARRIS Phone: 512-943-1271			
Sale Amount:					44,310.00	
Sales Tax:					0.00	
Misc:					0.00	
Freight:					201.00	
Discount:					6,535.38	
Total:					37,975.62	

All prices quoted are CASH PRICES : Payment by Cash or Check ONLY.
Deposits are NOT REFUNDABLE.
Adam direct : (815)385-2600 x 12 ahansen@raadams.com