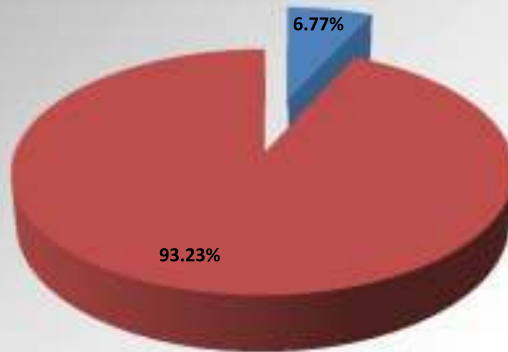


Year to Date Collection Report October 1, 2012 - November 30, 2012

■ YTD Collected ■ YTD Uncollected

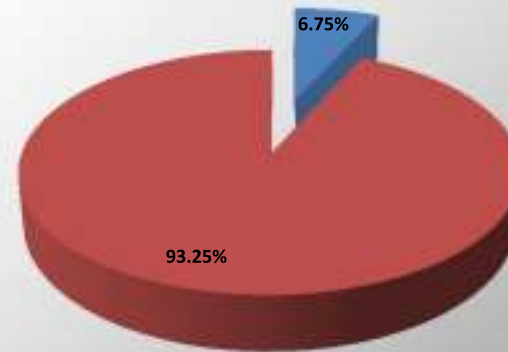
GWI



Year to Date Collection Report October 1, 2012 - November 30, 2012

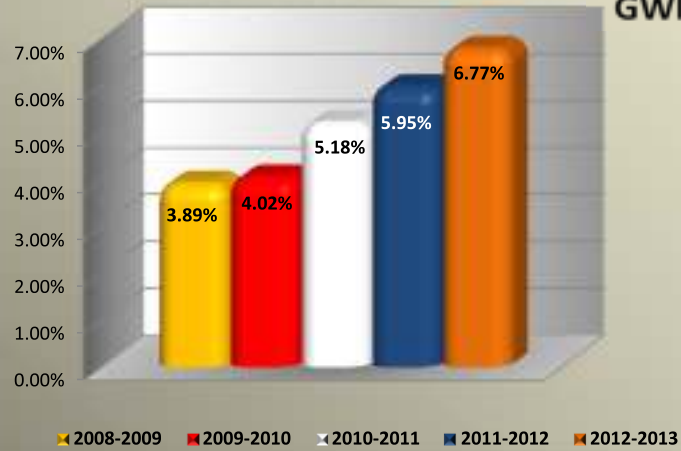
■ YTD Collected ■ YTD Uncollected

RFM



Percent of Roll Collected Comparison November 2009-2012

GWI



Percent of Roll Collected Comparison November 2009-2012

RFM

