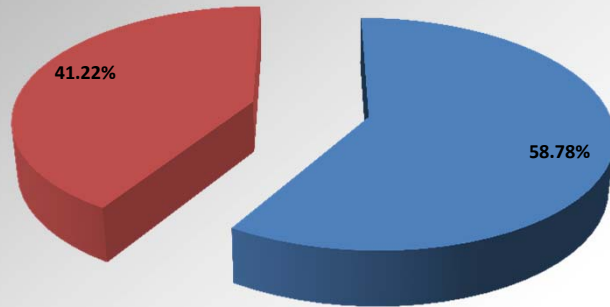


### Year to Date Collection Report October 1, 2012 - December 31, 2012

■ YTD Collected ■ YTD Uncollected

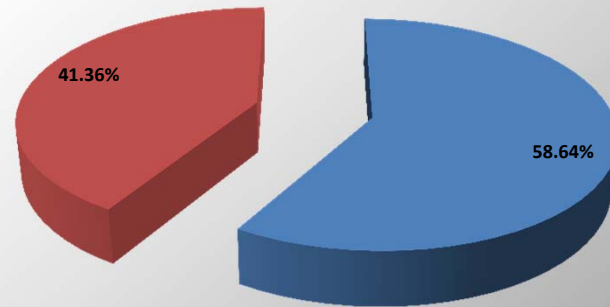
**GWI**



### Year to Date Collection Report October 1, 2012 - December 31, 2012

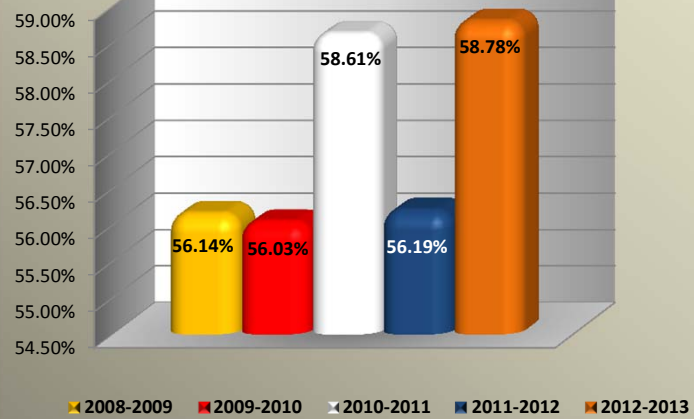
■ YTD Collected ■ YTD Uncollected

**RFM**



### Percent of Roll Collected Comparison December 2009-2012

**GWI**



### Percent of Roll Collected Comparison December 2009-2012

**RFM**

