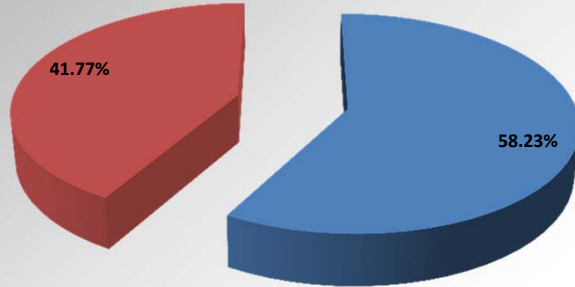


**Year to Date Collection Report
October 1, 2013 - December 31, 2013**

■ YTD Collected ■ YTD Uncollected

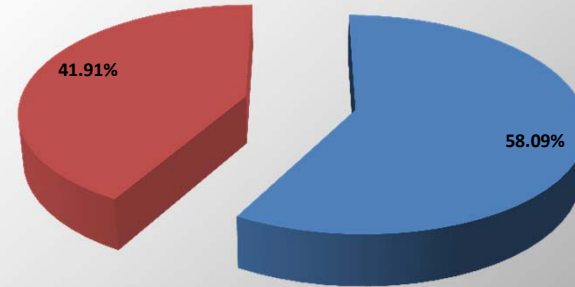
GWI



**Year to Date Collection Report
October 1, 2013 - December 31, 2013**

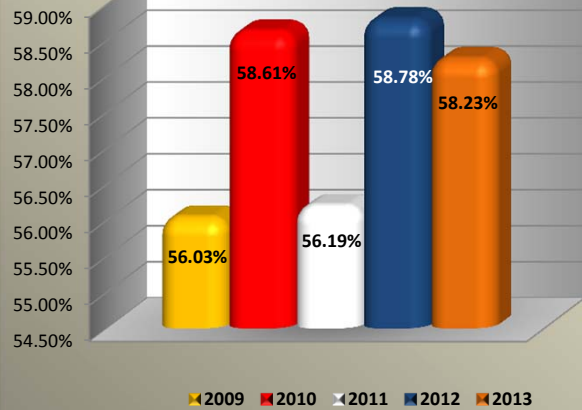
■ YTD Collected ■ YTD Uncollected

RFM



**Percent of Roll Collected Comparison
December 2009-2013**

GWI



**Percent of Roll Collected Comparison
December 2009-2013**

RFM

