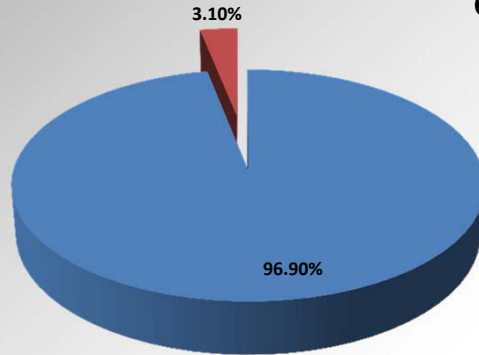


**Year to Date Collection Report
October 1, 2013 - February 28, 2014**

■ YTD Collected ■ YTD Uncollected

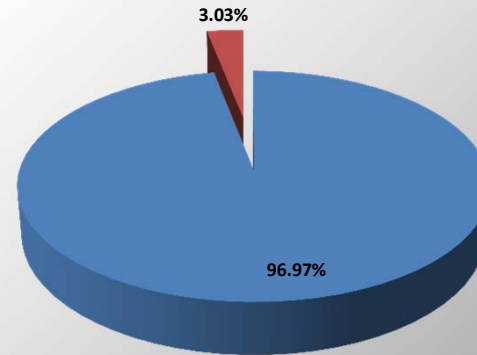
GWI



**Year to Date Collection Report
October 1, 2013 - February 28, 2014**

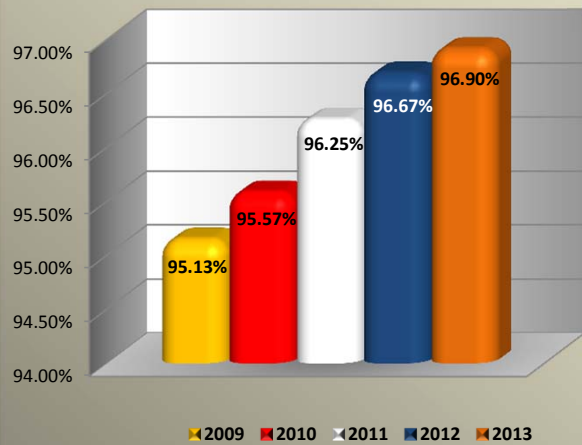
■ YTD Collected ■ YTD Uncollected

RFM



**Percent of Roll Collected Comparison
February 2010-2014**

GWI



**Percent of Roll Collected Comparison
February 2010-2014**

RFM

