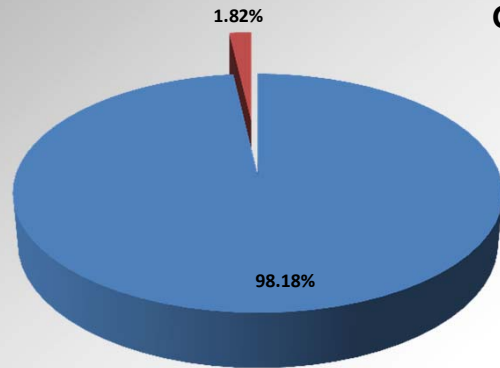


**Year to Date Collection Report
October 1, 2013 - April 30, 2014**

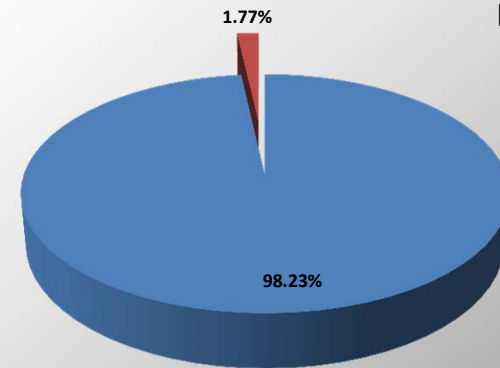
■ YTD Collected ■ YTD Uncollected



GWI

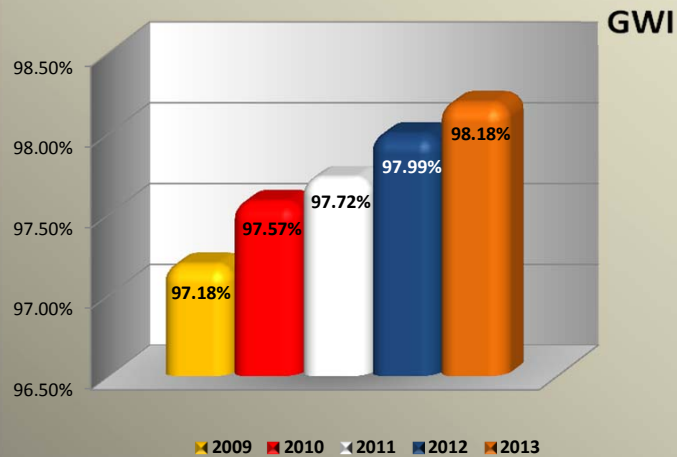
**Year to Date Collection Report
October 1, 2013 - April 30, 2014**

■ YTD Collected ■ YTD Uncollected



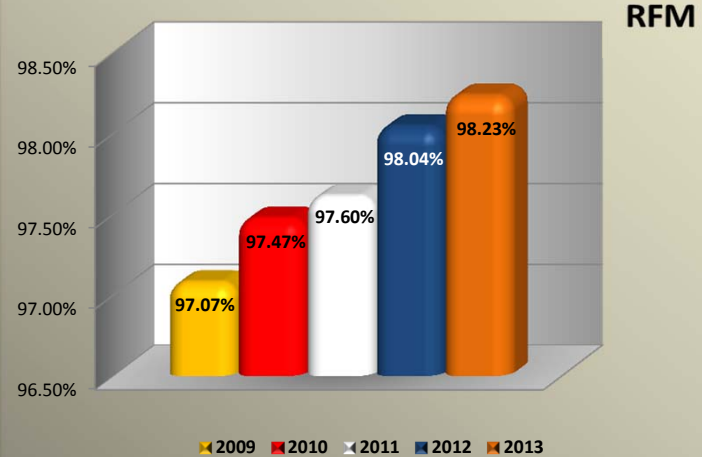
RFM

**Percent of Roll Collected Comparison
April 2010-2014**



GWI

**Percent of Roll Collected Comparison
April 2010-2014**



RFM