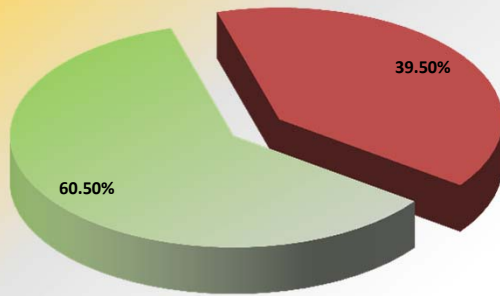


**Year to Date Collection Report
October 1, 2014 - December 31, 2014**

YTD Collected YTD Uncollected

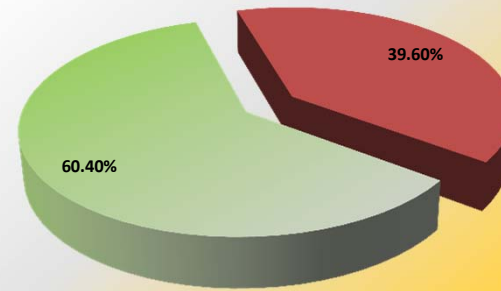
GWI



**Year to Date Collection Report
October 1, 2014 - December 31, 2014**

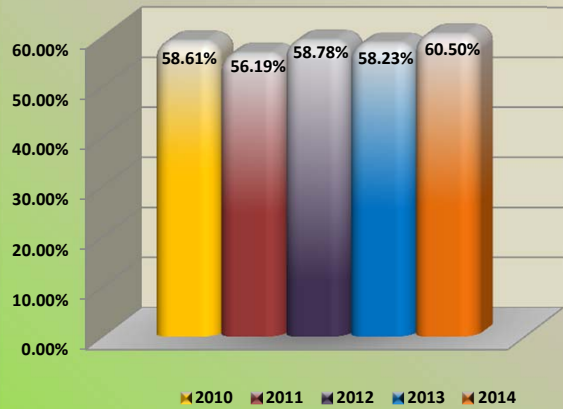
YTD Collected YTD Uncollected

RFM



**Percent of Roll Collected Comparison
December 2010-2014**

GWI



**Percent of Roll Collected Comparison
December 2010-2014**

RFM

