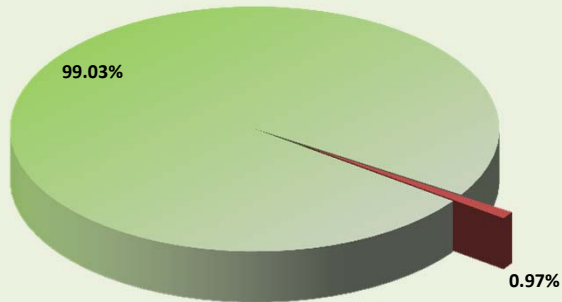


**Year to Date Collection Report
October 1, 2014 - June 30, 2015**

■ YTD Collected ■ YTD Uncollected

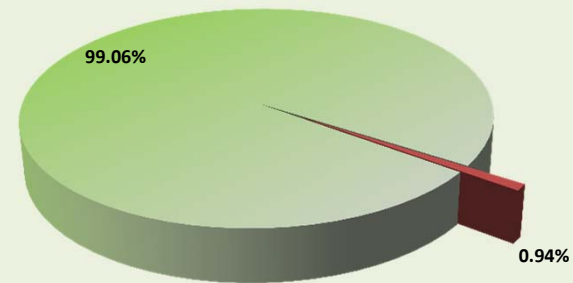
GW



**Year to Date Collection Report
October 1, 2014 - June 30, 2015**

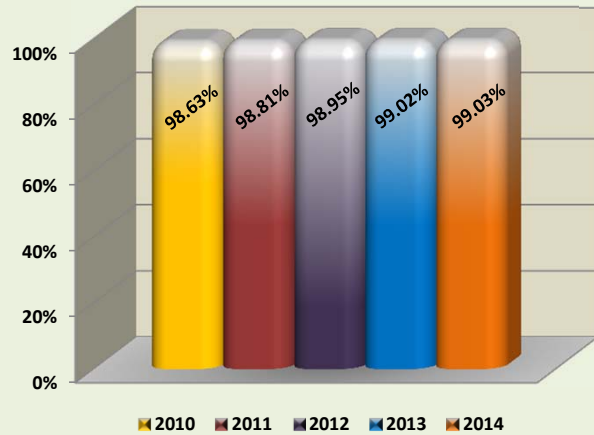
■ YTD Collected ■ YTD Uncollected

RFM



**Percent of Roll Collected Comparison
June 2011-2015**

GW



**Percent of Roll Collected Comparison
June 2011-2015**

RFM

