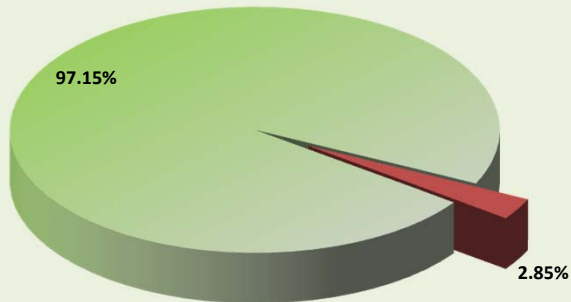


**Year to Date Collection Report
October 1, 2015 - February 29, 2016**

■ YTD Collected ■ YTD Uncollected

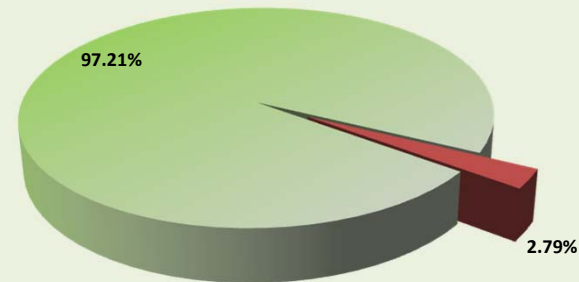
GW



**Year to Date Collection Report
October 1, 2015 - February 29, 2016**

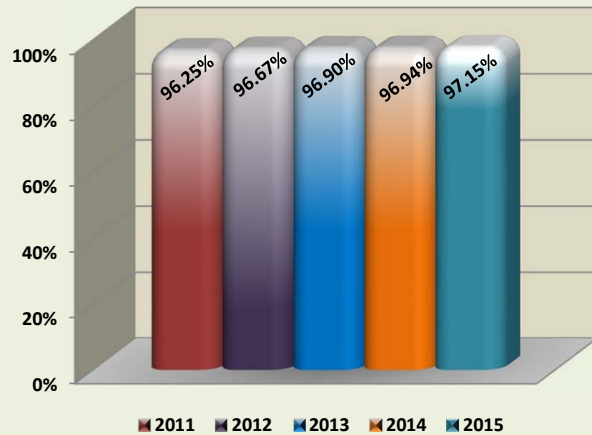
■ YTD Collected ■ YTD Uncollected

RFM



**Percent of Roll Collected Comparison
February 2012-2016**

GW



**Percent of Roll Collected Comparison
February 2012-2016**

RFM

